



FAX : 28134075  
PHONE : 28134076  
E-mail : [investors@indianbank.co.in](mailto:investors@indianbank.co.in)

Corporate Office  
Investor Services Cell  
254-260, Avvai Shanmugam Salai  
Royapettah  
Chennai 600 014

Ref : ISC / 218 / 2013-14

29.07.2013

**The Vice President,  
National Stock Exchange of India Limited,  
"Exchange Plaza", Bandra Kurla Complex,  
Bandra East,  
Mumbai - 400 051.**

Dear Sir,

**Sub : Corporate Announcement - NSE Symbol : INDIANB.**

Anent the above, we enclose the statement showing the Reviewed Financial Results of the Bank for the quarter ended June 30, 2013 and Notes forming part of the Financial Results, approved by the Board of Directors of the Bank at its meeting held on July 29, 2013 at Chennai.

We also send herewith the Limited Review Report of the Statutory Central Auditors of the Bank for the quarter ended June 30, 2013.


We request you to take on record the same.

Yours faithfully,

  
( A Ganesa Rathnam )  
**Company Secretary & Compliance Officer**

Encl : a/a.

Reviewed Financial Results for the quarter ended 30th June, 2013				₹ in lakhs
Particulars	Quarter ended			Year ended
	30.06.2013 (Reviewed)	31.03.2013 (Audited)	30.06.2012 (Reviewed)	31.03.2013 (Audited)
1. Interest earned (a)+(b)+(c)+(d)	366580.59	356200.55	337380.20	1389264.45
(a) Interest/discount on advances/bills	278565.08	270019.32	260976.49	1060660.08
(b) Income on investments	87121.31	84696.75	75785.69	323818.47
(c) Interest on balances with Reserve Bank of India and other inter bank funds	894.20	1484.48	618.02	4785.90
(d) Others	0.00	0.00	0.00	0.00
2. Other Income	52967.16	46046.07	22270.22	128677.05
<b>3. Total Income ( 1 + 2 )</b>	<b>419547.75</b>	<b>402246.62</b>	<b>359650.42</b>	<b>1517941.50</b>
4. Interest Expended	256900.76	245461.74	222064.74	936837.42
5. Operating Expenses (i) + (ii)	76717.60	100327.85	53562.23	275086.08
(i) Employees cost	57606.81	78084.38 *	36914.98 *	197388.92
(ii) Other Operating expenses	19110.79	22243.48	16647.25	77697.16
<b>6. Total Expenditure ( 4 + 5 ) excluding provisions and contingencies</b>	<b>333618.36</b>	<b>345789.59</b>	<b>275626.97</b>	<b>1211923.50</b>
<b>7. Operating Profit before Provisions and Contingencies (3-6)</b>	<b>85929.39</b>	<b>56457.03</b>	<b>84023.45</b>	<b>306018.00</b>
8. Provisions (other than tax) and Contingencies	36812.55	47560.04	14570.23	123512.37
9. Exceptional Items	0.00	0.00	0.00 ^	-116.55
10 Profit (+)/ Loss (-) from Ordinary Activities before tax (7-8-9)	49116.84	8896.99	69453.22	182622.18
11. Tax expense	17377.71	-20315.94	23278.63	24508.58
<b>12. Net Profit from Ordinary Activities after tax (10-11)</b>	<b>31739.13</b>	<b>29212.93</b>	<b>46174.59</b>	<b>158113.60</b>
13. Extraordinary Items (net of tax expense)	0.00	0.00	0.00	0.00
<b>14. Net Profit for the period (12-13)</b>	<b>31739.13</b>	<b>29212.93</b>	<b>46174.59</b>	<b>158113.60</b>
15. Paid-up equity share capital (Face Value of each share - ₹10/-)	42977.00	42977.00	42977.00	42977.00
16. Reserves excluding Revaluation Reserves (as per balance sheet of previous accounting year)	# 1000906.98	# 1000906.98	880763.44	# 1000906.98
<b>17. Analytical Ratios</b>				
(i) Percentage of shares held by Government of India	80	80	80	80
(ii) a) Capital Adequacy Ratio (Basel II)	13.06%	13.08%	12.98%	13.08%
b) Capital Adequacy Ratio (Basel III)	12.58%	NA	NA	NA
(iii) Earnings Per Share (EPS)(In Rupees)				
(a) Basic and diluted EPS before Extraordinary items (net of tax expenses) for the period, for the year to date and for the previous year (not to be annualized)	**7.14	**6.53	**10.47	35.80
(b) Basic and diluted EPS after Extraordinary items for the period, for the year to date and for the previous year (not to be annualized)	**7.14	**6.53	**10.47	35.80
(iv) NPA Ratios				
(a) Gross NPA	372284.19	356546.78	155387.36	356546.78
(b) Net NPA	248572.93	238429.59	96307.84	238429.59
(c) % of Gross NPA	3.41	3.33	1.66	3.33
(d) % of Net NPA	2.31	2.26	1.04	2.28
(e) Return on Assets	0.76	0.70	1.27	1.02
18. Public Shareholding				
- No. of shares	85950000	85950000	85950000	85950000
- Percentage of Shareholding	20	20	20	20
19. Promoters and Promoter Group Shareholding				
a) Pledged / Encumbered				
- Number of Shares				
- Percentage of Shares ( as a % of the total shareholding of promoter and promoter group)				NIL
- Percentage of Shares (as a % of the total share capital of the Bank)				
b) Non - encumbered				
- Number of Shares	343820000	343820000	343820000	343820000
- Percentage of Shares ( as a % of the total shareholding of promoter and promoter group)	100	100	100	100
- Percentage of Shares (as a % of the total share capital of the Bank)	80	80	80	80
* Net of ₹ 1759.54 lakhs recouped from staff welfare fund pertaining to previous years				
^ Represents Net Profit for the period from 01.04.2011 to 05.09.2012 of wholly owned Subsidiary M/s Indfund Management Ltd, merged with the Bank.				
# Includes Revenue Reserve ₹ 985.69 lakhs of M/s Indfund Management Ltd merged with the Bank as on 01.04.2011.				
** Not annualised				




Particulars	3 Months ended			Year ended
	30.06.2013 (Reviewed)	31.03.2013 (Audited)	30.06.2012 (Reviewed)	31.03.2013 (Audited)
<b>Part A. Business Segments</b>				
<b>I. Segment Revenue</b>				
(a) Treasury Operations	1 19 557.13	99 016.06	78 696.11	3 51 108.69
(b) Corporate Banking	1 68 596.48	1 65 133.98	1 56 173.84	6 36 087.88
(c) Retail Banking	1 28 975.80	1 32 316.21	1 22 941.36	5 10 199.26
(d) Other Banking operations	2 418.34	5 780.37	1 839.11	20 545.67
<b>Total</b>	<b>4 19 547.75</b>	<b>4 02 246.62</b>	<b>3 59 650.42</b>	<b>15 17 941.50</b>
<b>Income from operations</b>	<b>4 19 547.75</b>	<b>4 02 246.62</b>	<b>3 59 650.42</b>	<b>15 17 941.50</b>
<b>2. Segment Results (Profit)</b>				
(a) Treasury Operations	41 810.77	25 744.74	12 301.98	64 004.25
(b) Corporate Banking	24 139.66	14 843.95	40 067.47	1 27 522.20
(c) Retail Banking	17 582.66	10 087.98	29 814.89	93 945.90
(d) Other Banking Operations	2 396.30	5 780.35	1 839.11	20 545.65
<b>Total</b>	<b>85 929.39</b>	<b>56 457.02</b>	<b>84 023.45</b>	<b>3 06 018.00</b>
Add: (i) Exceptional Item				- 116.55
Less: Other Un-allocable Expenditure	36 812.55	47 560.04	14 570.23	1 23 512.37
<b>Total Profit Before Tax</b>	<b>49 116.84</b>	<b>8 896.98</b>	<b>69 453.22</b>	<b>1 82 622.18</b>
<b>Less : Provisions for taxation</b>	<b>17 377.71</b>	<b>- 20 315.94</b>	<b>23 278.63</b>	<b>24 508.58</b>
<b>Profit after tax</b>	<b>31 739.13</b>	<b>29 212.92</b>	<b>46 174.59</b>	<b>1 58 113.60</b>
<b>Other Information</b>				
<b>Segment Assets</b>				
(a) Treasury Operations	50 18 745.82	44 28 670.36	43 37 745.95	44 28 670.36
(b) Corporate Banking	68 93 881.92	66 50 440.51	56 69 986.08	66 50 440.51
(c) Retail Banking	50 97 602.54	51 55 813.14	45 46 232.24	51 55 813.14
(d) Other Banking Operations	387.02	5 911.47	7 053.24	5 911.47
(e) Unallocated Corporate Assets	.00	41 425.00	1 581.59	41 425.00
<b>Total</b>	<b>1 70 10 617.30</b>	<b>1 62 82 260.48</b>	<b>1 45 62 599.10</b>	<b>1 62 82 260.48</b>
<b>Segment Liabilities</b>				
(a) Treasury Operations	46 01 542.21	42 77 435.59	38 12 055.93	42 77 435.59
(b) Corporate Banking	63 07 393.54	59 57 062.77	55 21 448.56	59 57 062.77
(c) Retail Banking	46 70 586.69	46 17 072.17	42 00 085.18	46 17 072.17
(d) Other Banking Operations	.00	.00	.00	.00
(e) Unallocated Corporate Liabilities	14 31 094.86	14 30 689.95	13 29 009.43	14 30 689.95
<b>Total</b>	<b>1 70 10 617.30</b>	<b>1 62 82 260.48</b>	<b>1 48 62 599.10</b>	<b>1 62 82 260.48</b>
<b>Part B - Geographic Segments</b>				
<b>I. Revenue</b>				
a) Domestic Operations	4 12 399.83	3 94 651.21	3 52 483.38	14 87 542.03
b) Foreign Operations	7 147.92	7 595.41	7 167.04	30 399.47
<b>Total</b>	<b>4 19 547.75</b>	<b>4 02 246.62</b>	<b>3 59 650.42</b>	<b>15 17 941.50</b>
<b>II. Assets</b>				
a) Domestic Operations	1 61 05 378.56	1 54 38 938.24	1 41 79 437.50	1 54 38 938.24
b) Foreign Operations	9 05 238.74	8 43 322.24	6 83 161.60	8 43 322.24
<b>Total</b>	<b>1 70 10 617.30</b>	<b>1 62 82 260.48</b>	<b>1 48 62 599.10</b>	<b>1 62 82 260.48</b>


Segment Revenue and expenses have been apportioned on the basis of Segment assets, wherever direct allocation is not possible & figures have been regrouped wherever considered necessary to conform to current quarter classification.

Place: Chennai  
Date: 29.07.2013

  
Raj Kumar  
Executive Director

  
Rajeev Rishi  
Executive Director

  
T M Bhasin  
Chairman & Managing Director




**Notes forming part of the Limited Review**

1. The above financial results have been reviewed by the Audit Committee of Board in its meeting held on July 28, 2013 and approved by the Board of Directors in its meeting held on July 29, 2013. The same have been subjected to a limited review by the Statutory Central Auditors of the Bank in line with the guidelines issued by the Reserve Bank of India and as per the requirements of listing agreement with Stock Exchanges.
2. The financial results have been prepared following same accounting policies and practices as those followed in the annual financial statement for the year ended March 31, 2013.
3. The working results of the Bank has been arrived at after considering provisions for Non-Performing Advances, Non-Performing Investments, Standard Advances, Restructured Advances and depreciation on Investments. Provision for Depreciation on Fixed Assets has been made on proportionate basis. All other usual and necessary provisions including provision for employee benefits, wage revision and taxation have been made on an estimated basis and are subject to adjustment, if any.
4. In accordance with the guidelines of RBI Circular No.DBOD.BP.BC.80/21.04.018/2010-11 dated 09.02.2011 on Second Option Pension and enhancement in Gratuity Limits pertaining to existing employees, an amount of ₹ 40.66 crore and ₹ 8.30 crore towards Pension and Gratuity, respectively have been charged to Profit and Loss Account, being the proportionate amount for the current quarter by the Bank. Remaining unrecognized liability pending amortization is ₹ 284.63 crore and ₹ 58.10 crore towards Second Option Pension and Gratuity, respectively.
5. Non Performing Loan Provision Coverage Ratio is 61.25% as on June 30, 2013.
6. Corresponding period / year figures have been regrouped / reclassified, wherever necessary.
7. The number of investors' complaints received and disposed off during the period from April 01, 2013 to June 30, 2013:


Beginning : Nil	Received : 14	Resolved : 14	Closing : Nil
-----------------	---------------	---------------	---------------



**B Raj Kumar**  
Executive Director



**Rajeev Rishi**  
Executive Director



**T M Bhasin**  
Chairman & Managing Director

Place : Chennai  
Date : July 29, 2013



## Limited Review Report

To  
The Board of Directors  
Indian Bank  
Chennai.

We have reviewed the accompanying statement of unaudited financial results of INDIAN BANK for the quarter ended June 30, 2013 except for the disclosures regarding 'Public Shareholding' and 'Promoter and Promoter Group Shareholding' which have been traced from disclosures made by the management and have not been reviewed by us. This statement is the responsibility of the Bank's Management and has been approved by the Board of Directors. Our responsibility is to issue a report on these unaudited financial statements based on our review.

We conducted our review in accordance with the Standard on Review Engagement (SRE) 2410, "Review of Interim Financial Information Performed by the Independent Auditor of the Entity" issued by the Institute of Chartered Accountants of India. A Review of Interim Financial Information consists of making enquiries, primarily of persons responsible for financial and accounting matters and applying analytical and other review procedures. A review is substantially less in scope than an audit conducted in accordance with Standards on Auditing and consequently does not enable us to obtain assurance that we would become aware of all significant matters that might be identified in an audit. Accordingly, we do not express an audit opinion.

In the conduct of our review we have relied on the review reports in respect of non-performing assets received from concurrent auditors of 388 branches, inspection teams of the bank of 71 branches, 20 branches reviewed by us and 1 foreign branch reviewed by other auditors specifically appointed for this purpose. These review reports cover 75.99 percent of the advances portfolio of the Bank. Apart from these review reports, in the conduct of our review, we have also relied upon various returns received from the branches of the Bank.

Based on our review conducted as above, nothing has come to our attention that causes us to believe that the accompanying statement of unaudited financial results prepared in accordance with applicable Accounting Standards and other recognised accounting practices and policies has not disclosed the information required to be disclosed in terms of Clause 41 of the Listing Agreement including the manner in which it is to be disclosed, or that it contains any material misstatement or that it has not been prepared in accordance with the relevant prudential norms issued by the Reserve Bank of India in respect of income recognition, asset classification, provisioning and other related matters.

For S MOHAN & CO  
Chartered Accountants  
Registration No. 000608N



*Arora*  
RAVINDER ARORA  
Partner  
(M. No.085542)

For A B P & ASSOCIATES  
Chartered Accountants  
Registration No. 315104E




*[Signature]*  
PRAMOD KUMAR PANDA  
Partner  
(M. No. 052501)

For RAJ K AGGARWAL & ASSOCIATES  
Chartered Accountants  
Registration No. 002585N



*[Signature]*  
MANOJ K AGGARWAL  
Partner  
(M. No. 511415)

For SHARP & TANNAN  
Chartered Accountants  
Registration No. 109982W



*[Signature]*  
SHWIN B CHOPRA  
Partner  
(M. No.038159)

For BHATTACHARYA DAS & CO  
Chartered Accountants  
Registration No. 307077E



*[Signature]*  
R GHOSH  
Partner  
(M No. 017189)

For DEOKI BIJAY & CO  
Chartered Accountants  
Registration No.313105E



*[Signature]*  
SOHIT JAIN  
Partner  
(M No.401066)

Place : Chennai  
Date : 29.07.2013