



KNR Constructions Limited

Dated 14th August 2012

Ref: KNRCL/SD/2012/107 & 108

To
Dept. of Corporate Services,
Bombay Stock Exchange Limited
P J Towers, Dalal Street,
Fort, MUMBAI - 400001

To
National Stock Exchange of India Limited
"Exchange Plaza",
Bandra Kurla Complex,
Bandra (E), MUMBAI - 400051

Fax: +91 - 22- 2272 2037 / 39 / 41
+91 22 2272 3121 / 3719 / 1557

Fax: +91- 22- 6641 8124 / 25 / 26
+91 22 2659 8237 / 38 ,
+91 22 2659 8347 / 48

Sir,

Sub: - Proceedings of the Board Meeting


Ref:-KNR Constructions Limited, BSE Code: 532942,
NSE Symbol: KNRCON

With reference to the above, we wish to inform you that in the just concluded Meeting of the Board of Directors of the Company, inter-alia considered and approved the Un-audited Financial Results (Standalone) for the Quarter and Year ended 30th June 2012.

This is for your information and records.

Yours sincerely,
for KNR Constructions Limited

M.V. Venkata Rao
M. V. VENKATA RAO
Company Secretary



KNR CONSTRUCTIONS LIMITED


Corp. Office: KNR House , 3rd & 4th Floor, Plot No: 114, Phase-I, Kavuri Hills, Hyderabad - 500 033



FINANCIAL RESULTS FOR THE QUARTER ENDED 30th June, 2012

(Rupees In Lakhs)

Sl. No.	PARTICULARS	STANDALONE			
		FOR THE QUARTER ENDED			FOR THE YEAR ENDED
		30/06/12	30/06/11	31/03/12	31/03/12
		Un-Audited	Un-Audited	Audited	Audited
PART I					
1.	INCOME FROM OPERATIONS				
	a) Net sales / income from operations (net of excise duty)	17,122.54	26,591.92	17,673.06	86,599.78
	Less: Company's Share in Joint Ventures	1,258.42	5,340.00	1,534.83	11,650.81
	Net Sales/ Income From Operations	15,864.12	21,251.92	16,138.23	74,948.97
	b) Other Operating Income	(48.65)	279.03	9.83	101.38
	TOTAL INCOME FROM OPERATIONS (NET)	15,815.47	21,530.95	16,148.06	75,050.35
2.	EXPENSES				
	a) Cost of materials consumed	4,437.19	8,327.22	6,335.21	28,736.34
	b) Changes in inventories of finished goods, Stock in Progress	-	-	-	-
	c) Employee benefits expense	702.08	604.27	727.58	2,686.61
	d) Depreciation and amortization expense	1,334.05	1,139.53	1,532.27	5,137.56
	e) Other expenses	2,032.68	2,000.68	3,917.72	8,549.31
	f) Spreading & Assortment Expenses	2,453.90	4,988.60	1,475.24	12,888.29
	g) Sub contract Expenses	3,636.28	1,694.82	1,625.21	8,812.68
	TOTAL EXPENSES	14,596.18	18,755.12	15,613.23	66,810.79
3.	PROFIT / (LOSS) FROM OPERATIONS BEFORE OTHER INCOME, FINANCE COSTS AND EXCEPTIONAL ITEMS (1-2)	1,219.29	2,775.83	534.83	8,239.56
4.	OTHER INCOME	771.99	43.66	436.61	565.94
5.	PROFIT / (LOSS) FROM ORDINARY ACTIVITIES BEFORE FINANCE COSTS AND EXCEPTIONAL ITEMS (3+4)	1,991.28	2,819.49	971.44	8,805.50
6.	FINANCE COSTS	278.16	219.53	284.93	963.75
7.	PROFIT / (LOSS) FROM ORDINARY ACTIVITIES AFTER FINANCE COSTS BUT BEFORE EXCEPTIONAL ITEMS (5-6)	1,713.12	2,599.96	686.51	7,841.75
8.	EXCEPTIONAL ITEMS	-	-	-	-
9.	PROFIT / (LOSS) FROM ORDINARY ACTIVITIES BEFORE TAX (7-8)	1,713.12	2,599.96	686.51	7,841.75
10.	TAX EXPENSE	583.15	760.35	237.40	2,565.38
11.	PROFIT / (LOSS) FROM ORDINARY ACTIVITIES AFTER TAX (9-10)	1,129.97	1,839.61	449.11	5,276.37
12.	EXTRAORDINARY ITEMS (NET OF TAX EXPENSE RS.)	-	-	-	-
13.	NET PROFIT / (LOSS) FOR THE PERIOD (11-12)	1,129.97	1,839.61	449.11	5,276.37
14.	SHARE OF PROFIT / (LOSS) OF ASSOCIATES	-	-	-	-
15.	MINORITY INTEREST	-	-	-	-
16.	ADD / (LESS) PRIOR YEAR SHARE OF PROFIT FROM ASSOCIATES	-	-	-	-
17.	NET PROFIT / (LOSS) AFTER TAXES, MINORITY INTEREST AND SHARE OF PROFIT / (LOSS) OF ASSOCIATES (13+14+15)	1,129.97	1,839.61	449.11	5,276.37
18.	PAID UP EQUITY SHARE CAPITAL (FACE VALUE RS 10 PER SHARE)	2,812.35	2,812.35	2,812.35	2,812.35
19.	RESERVES EXCLUDING REVALUATION RESERVES	-	-	-	37,868.98
20.1.	EARNINGS PER SHARE (BEFORE EXTRAORDINARY ITEMS)				
	Basic and Diluted	4.02*	6.54*	1.60*	18.76
	* Not Annualized				
20.2.	EARNINGS PER SHARE (AFTER EXTRAORDINARY ITEMS)				
	Basic and Diluted	4.02*	6.54*	1.60*	18.76
	* Not Annualized				



Abdul


- Number of Shares	7,308,437	7,308,437	7,308,437	7,308,437
- Percentage of Shareholding	25.99%	25.99%	25.99%	25.99%
2. PROMOTERS AND PROMOTER GROUP SHAREHOLDING				
a) Pledged / Encumbered				
- Number of Shares	640,000	Nil	640,000	640,000
- Percentage of Shares (Total Shareholding of Promoter & Promoter Group)	3.07%	-	3.07%	3.07%
- Percentage of Shares (Total Share Capital of the Company)	2.28%	-	2.28%	2.28%
b) Non-Encumbered				
- Number of Shares	20,175,021	20,815,021	20,175,021	20,175,021
- Percentage of Shares (Total Shareholding of Promoter & Promoter Group)	96.93%	100.00%	96.93%	96.93%
- Percentage of Shares (Total Share Capital of the Company)	71.73%	74.01%	71.73%	71.73%

PARTICULARS					
B	INVESTOR COMPLAINTS				
	Pending at the beginning of the quarter.	Nil			
	Complaints were received during the quarter and quarter ended 30-06-2012.	Nil			
	Disposed of during the quarter.	Nil			
	Remaining unresolved at the end of the quarter.	Nil			

Notes:

- The above results have been reviewed by the Audit Committee and taken on record by the Board of Directors at their meeting held on 14-08-2012.
- The company is engaged in only one reportable segment viz. "Construction and Engineering" and at single geographical area namely India.
- Tax expenses includes provision for current tax and differed tax.
- The figures have been regrouped and/or rearranged wherever considered necessary.
- The statutory auditors have conducted a limited review of the above results.

Place: Hyderabad
Date: 14-08-2012



For KNR Construction Ltd.
K Jalandhar Reddy
K JALANDHAR REDDY
Executive Director

Sukumar Babu & Co.

CHARTERED ACCOUNTANT

513, 'B' Block, Aditya Enclave,
Ameerpet, Hyderabad – 500038
Phone: +91 40 23731173

To
The Board of Directors,
KNR Constructions Limited
KNR House, 4th Floor,
Plot No. 114, Phase – I,
Kavuri Hills,
Hyderabad – 500033

LIMITED REVIEW REPORT

We have reviewed the accompanying statement of unaudited financial results of KNR Constructions Limited for the period ended 30th June 2012. This statement is the responsibility of the Company's Management and has been approved by the Board of Directors. Our responsibility is to issue a report on these financial statements based on our review.

We conducted our review in accordance with the Standard on Review Engagement (SRE) 2400, *Engagements to Review Financial Statements* issued by the Institute of Chartered Accountants of India. This standard requires that we plan and perform the review to obtain moderate assurance as to whether the financial statements are free of material misstatement. A review is limited primarily to inquiries of company personnel and analytical procedures applied to financial data and thus provides less assurance than an audit. We have not performed an audit and accordingly, we do not express an audit opinion.

Based on our review conducted as above, nothing has come to our attention that causes us to believe that the accompanying statement of unaudited financial results prepared in accordance with applicable accounting standards and other recognised accounting practices and policies has not disclosed the information required to be disclosed in terms of Clause 41 of the Listing Agreement including the manner in which it is to be disclosed, or that it contains any material misstatement.

For Sukumar Babu & Co.,
Chartered Accountants
(Registration No. 004188S)



C SUKUMAR BABU
(Partner)
Membership No. 024293

Place: Hyderabad
Date: 14.08.2012