



(CIN-L65923DL1985PLC195299)

November 14, 2017

National Stock Exchange of India Limited
Exchange Plaza Bandra Kurla Complex
Bandra East Mumbai-400051
Symbol-CAPTRUST

Department of Corporate Services
Bombay Stock Exchange Limited
Phiroze Jeejeebhoy Towers,
Dalal Street, Mumbai – 400001
Scrip Code-511505


Dear Sir,

Sub: Outcome of Board Meeting

This is to inform you that the Board of Directors at its meeting held today, inter-alia discussed and approved the Un-audited Standalone and Consolidated Financial Results of the Company for the quarter and half year ended 30th September, 2017. In compliance with Regulation 33 and Regulation 30 read with Para A of Part A of Schedule III (Listing Obligations and Disclosure Requirements) Regulations, 2015, the results along with Limited Review report for the same period have been enclosed.

Thanking you,

Yours faithfully,
For Capital Trust Limited



Tanya Sethi
Company Secretary

Contact no.:- 9999074312
Email:- cs@capital-trust.com

Capital Trust Limited
Registered Office: 366 Sultanpur, MG Road, New Delhi-110030
Phone: 9999074312 Email: info@capital-trust.com Web: www.capital-trust.com

Singhi & Co.

Chartered Accountants

Unit No. 1704, 17th Floor, Tower B, World Trade Tower, DND Flyway, C-01, Sector 16, Noida-201301, Delhi-NCR (India) | Ph: (0120) 2970005 Mob. 9205575996
E-mail : newdelhi@singhico.com | Website : www.singhico.com

Review Report on Quarterly and Year to Date Standalone Financial Results Pursuant to the Regulation 33 of the SEBI (Listing Obligations and Disclosure Requirements) Regulation 2015

To
Board of Directors
Capital Trust Limited


We have reviewed the accompanying statement of unaudited standalone financial results of Capital Trust Limited for the quarter and half year ended 30th September 2017. This statement is the responsibility of the Company's Management and has been approved by the Board of Directors. Our responsibility is to issue a report on these financial statements based on our review.

We conducted our review in accordance with the Standard on Review Engagement (SRE) 2410, Review of Interim Financial Information Performed by the Independent Auditor of the Entity issued by the Institute of Chartered Accountants of India. This standard requires that we plan and perform the review to obtain moderate assurance as to whether the financial statements are free of material misstatement. A review is limited primarily to inquiries of Company personnel and analytical procedures applied to financial data and thus provide less assurance than an audit. We have not performed an audit and accordingly, we do not express an audit opinion.

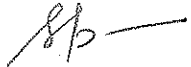
The review/audit of financial results/financial statements for the quarter and half year ended 30th September, 2016 and for the year ended 31st March 2017 included in the statements were carried out by previous auditor, whose report expressed an unmodified opinion on those financial results/financial statements. Our review report is not modified in respect of this matter.

Based on our review conducted as above, nothing has come to our attention that causes us to believe that the accompanying statement of standalone unaudited financial results prepared in accordance with applicable accounting standards and other recognized accounting practices and policies has not disclosed the information required to be disclosed in terms of Regulation 33 of the SEBI (Listing Obligations and Disclosure Requirements) Regulations, 2015 including the manner in which it is to be disclosed, or that it contains any material misstatement.

For Singhi & Co,
Chartered Accountants
Firm Registration No. 302049E



Place: New Delhi
Date: 14th November, 2017


B.K. Sipani
Partner
Membership No. 088926

CAPITAL TRUST LIMITED
 Regd & Corp. Office: 366 Sultanpur, MG Road, New Delhi-110030
 (CIN : L65923DL1985PLC195299)

(Rs. In Lakh, except earnings per share)

Statement of Standalone Financial Results for the Quarter and Period ended September, 30 2017

Particulars	Quarter ended			Six months ended		Year ended
	September,30 2017	June,30 2017	September,30 2016	September,30 2017	September,30 2016	March, 31 2017
	Unaudited	Unaudited	Unaudited	Unaudited	Unaudited	Audited
1. Income from Operations						
a. Revenue from operations	3460.90	3423.54	2604.32	6884.44	4580.58	11426.30
b. Other income	240.04	121.65	638.32	361.69	1021.76	449.58
Total Income from Operations	3700.94	3545.19	3242.64	7246.13	5602.36	11875.88
2. Expenses						
a. Employee benefits expenses	679.51	601.09	469.17	1280.60	784.72	2022.51
b. Finance Costs	1616.48	1047.67	541.42	2664.15	885.87	2533.39
c. Other expenses	542.85	378.92	281.62	921.77	510.61	1257.97
d. Depreciation	11.28	10.64	7.41	21.92	13.40	39.14
e. Provision for Non performing assets and Loan written off	59.01	3077.79	88.75	3136.80	193.71	532.56
Total expenses	2909.12	5116.11	1388.37	8025.23	2388.31	6385.57
3. Profit/(loss) before tax	791.82	(1,570.92)	1,854.28	(779.10)	3,214.05	5,490.31
4. Tax Expenses:						
Current tax	(512.43)	512.43	663.03	0.00	1110.94	1934.09
Deferred tax	749.66	(1,083.05)	-	(333.39)	-	(132.72)
5. Net Profit/Loss for the Period	554.59	(1,000.30)	1,191.25	(445.71)	2,103.12	3,688.94
6. Paid-up Equity Share Capital (face value of Rs10/- each)	1636.14	1636.14	1466.75	1636.14	1466.75	1636.14
7. Reserve excluding Revaluation Reserves as per balance sheet of previous accounting year	0.00	0.00	0.00	0.00	0.00	20307.12
8. Earnings Per Share (EPS)						
a) Basic earnings per share	3.39	(6.11)	8.12	(2.72)	14.34	24.13
b) Diluted earnings per share	3.39	(6.11)	6.60	(2.72)	11.63	24.13

Notes:

The above financial results have been reviewed by the Audit Committee and approved by the Board of Directors at their meeting held on 14th November 2017 and are published in accordance with regulation 33 of SEBI (Listing Obligation and Disclosure Requirements) Regulations, 2015.

The company is engaged primarily in the business of financing and accordingly there are no separate reportable segments as per Accounting Standard 17 dealing with Segment reporting.

The company has provided for the cases where repayment has not been regular post demonetization.

Previous period / year figures have been reviewed or reclassified to conform to the current period / year's presentation.

For Capital Trust Limited



Yogen Khosla
 Chairman cum Managing Director
 DIN: 00203165


Place : New Delhi

Date : 14 November 2017

	Notes	30 September 2017	31 March 2017
I Equity and liabilities			
(1) Shareholders' funds			
Share capital	4	163,614,150	163,614,150
Reserves and surplus	5	1,956,602,534	2,030,711,539
		<u>2,120,216,684</u>	<u>2,194,325,689</u>
(2) Non-current liabilities			
Long term borrowings	6	3,295,423,448	2,086,433,825
Long-term provisions	7	128,114,824	35,732,665
		<u>3,423,538,272</u>	<u>2,122,166,490</u>
(3) Current liabilities			
Short term borrowings	6	50,329,195	49,261,357
Trade payables	8		
Payable to micro, small and medium enterprises		-	-
Others payables		4,366,016	6,014,484
Other current liabilities	9	1,581,589,031	1,080,881,711
Short-term provisions	10	(10,891,074)	153,439,610
		<u>1,625,393,168</u>	<u>1,289,597,162</u>
Total		<u><u>7,169,148,124</u></u>	<u><u>5,606,089,341</u></u>
II Assets			
(1) Non-current assets			
Fixed assets			
Tangible assets	11	17,372,122	13,663,202
Intangible assets	12	39,473	121,870
Non-current investments	13	397,462,505	192,862,505
Current investments	13	-	-
Deferred tax assets (net)	14	50,916,309	17,577,044
Long-term loans and advances	15	2,579,887,684	1,791,108,190
Other non-current assets	16	205,050,000	172,550,000
		<u>3,250,728,094</u>	<u>2,187,882,811</u>
(2) Current assets			
Cash and cash equivalents	17	291,083,175	285,620,917
Short-term loans and advances	15	3,588,094,607	3,114,771,791
Other current assets	18	39,242,248	17,813,822
		<u>3,918,420,030</u>	<u>3,418,206,530</u>
Total		<u><u>7,169,148,124</u></u>	<u><u>5,606,089,341</u></u>

The accompanying notes form an integral part of these financial statements.

For and on behalf of the Board of Directors of
 Capital Trust Limited


YOGEN KHOSLA
 CEO & Managing Director
 DIN.00203165

Place: New Delhi
 Date: 14 Nov 2017

Singhi & Co.

Chartered Accountants

Unit No. 1704, 17th Floor, Tower B, World Trade Tower, DND Flyway, C-01, Sector 16, Noida-201301, Delhi-NCR (India) | Ph:(0120) 2970005 Mob. 9205575996

E-mail : newdelhi@singhico.com | Website : www.singhico.com

Review Report on Quarterly and Year to Date Consolidated Financial Results Pursuant to the Regulation 33 of the SEBI (Listing Obligations and Disclosure Requirements) Regulation 2015

To
Board of Directors
Capital Trust Limited

We have reviewed the accompanying statement of unaudited consolidated financial results of Capital Trust Limited (hereinafter referred to as "the Company") and its subsidiary companies for the quarter and half year ended 30th September 2017. This statement is the responsibility of the Company's Management and has been approved by the Board of Directors. Our responsibility is to issue a report on these financial statements based on our review.


We conducted our review in accordance with the Standard on Review Engagement (SRE) 2410, Review of Interim Financial Information Performed by the Independent Auditor of the Entity issued by the Institute of Chartered Accountants of India. This standard requires that we plan and perform the review to obtain moderate assurance as to whether the financial statements are free of material misstatement. A review is limited primarily to inquiries of Company personnel and analytical procedures applied to financial data and thus provide less assurance than an audit. We have not performed an audit and accordingly, we do not express an audit opinion.

We did not review the interim financial results of two subsidiary companies for the quarter and half year ended 30th September 2017, included in the Statement whose interim financial results reflect total revenue (after eliminating intra-group transactions) of Rs 349.09 Lakhs and Rs. 498.93 Lakhs respectively, loss before tax (after eliminating intra group transactions) of Rs. 106.58 Lakhs and Rs. 242.47 Lakhs which have been prepared and certified by the management.


The review/audit of consolidated financial results/financial statements for the quarter and half year ended 30th September, 2016 and for the year ended 31st March 2017 included in the statements were carried out by previous auditor, whose report expressed an unmodified opinion on those financial results/financial statements. Our review report is not modified in respect of this matter.

Based on our review conducted as above, nothing has come to our attention that causes us to believe that the accompanying statement of consolidated unaudited financial results prepared in accordance with applicable accounting standards and other recognized accounting practices and policies has not disclosed the information required to be disclosed in terms of Regulation 33 of the SEBI (Listing Obligations and Disclosure Requirements) Regulations, 2015 including the manner in which it is to be disclosed, or that it contains any material misstatement.

For Singhi & Co,
Chartered Accountants



Firm Registration No. 302049E


B.K. Sipani
Partner

Membership No. 088926

Place: New Delhi


Date: 14th November, 2017

CAPITAL TRUST LIMITED
Regd & Corp. Office: 366 Sultanpur, MG Road, New Delhi-110030
[CIN : L65923DL1985PLC195299]

(Rs. In Lakh, except earnings per share)

Statement of Consolidated Financial Results for the Quarter and Period ended September, 30 2017						
Particulars	Quarter ended		Six months ended		Year ended	
	September,30 2017	June,30 2017	September,30 2016	September,30 2017	September,30 2016	March, 31 2017
	Unaudited	Unaudited	Unaudited	Unaudited	Unaudited	Audited
1. Income from Operations						
a. Revenue from operations	3809.99	3573.38	2623.89	7383.37	4600.15	12010.49
b. Other income	137.63	125.29	635.78	262.92	1019.24	467.18
Total Income from Operations	3947.62	3698.67	3259.67	7646.29	5619.39	12477.67
2. Expenses						
a. Employee benefits expenses	679.51	601.09	469.17	1280.60	784.72	2022.51
b. Finance Costs	1732.07	1218.61	545.07	2950.68	889.52	2857.28
c. Other expenses	569.18	382.37	281.19	951.55	510.18	1277.40
d. Depreciation	11.28	10.64	7.41	21.92	13.40	39.14
e. Provision for Non performing assets and Loan written off	270.35	3192.77	93.61	3463.12	198.57	594.50
Total expenses	3262.38	5405.48	1396.45	8667.86	2396.39	6790.83
3. Profit/(loss) before tax	685.24	(1,705.81)	1,863.22	(1,021.57)	3,223.00	5,686.84
4. Tax Expenses:						
Current tax	(511.19)	512.43	672.62	1.24	1120.53	2033.84
Deferred tax	749.66	(1,083.05)	-	(333.39)	-	(132.72)
5. Net Profit/Loss for the Period	446.77	(1,136.18)	1,190.60	(689.43)	2,102.47	3,785.72
6. Paid-up Equity Share Capital (face value of Rs10/- each)	1636.14	1636.14	1466.75	1636.14	1466.75	1636.14
7. Reserve excluding Revaluation Reserves as per balance sheet of previous accounting year	0.00	0.00	0.00	0.00	0.00	20403.85
8. Earnings Per Share (EPS)						
a) Basic earnings per share	2.73	(6.94)	8.11	(4.21)	14.33	24.77
b) Diluted earnings per share	2.73	(6.94)	6.59	(4.21)	11.63	24.77

- Notes:**
- The above financial results have been reviewed by the Audit Committee and approved by the Board of Directors at their meeting held on 14th November 2017 and are published in accordance with regulation 33 of SEBI (Listing Obligation and Disclosure Requirements) Regulations, 2015.
 - The company is engaged primarily in the business of financing and accordingly there are no separate reportable segments as per Accounting Standard 17 dealing with Segment reporting.
 - The company has provided for the cases where repayment has not been regular post demonetization.
 - During this Quarter consolidated results includes Capital Trust Micro Finance Pvt Ltd and Capital Trust Housing Finance Pvt Ltd. Capital Trust Housing Finance Pvt Ltd. applied for NHB registration for doing housing loan business.
 - Previous period / year figures have been reviewed or reclassified to conform to the current period / year's presentation.


For Capital Trust Limited

Yogen Khosla
Chairman cum Managing Director
DIN: 00203165

Place : New Delhi
Date : 14 November 2017

	Notes	30 September 2017	31 March 2017
I Equity and liabilities			
(1) Shareholders' funds			
Share capital	4	163,716,630	163,614,150
Reserves and surplus	5	1,941,907,231	2,040,388,086
		<u>2,105,623,861</u>	<u>2,204,002,236</u>
(2) Non-current liabilities			
Long term borrowings	6	3,237,090,109	2,248,933,809
Long-term provisions	7	166,726,052	41,681,196
		<u>3,403,816,161</u>	<u>2,290,615,005</u>
(3) Current liabilities			
Short term borrowings	6	50,329,195	49,261,357
Trade payables	8		
Payable to micro, small and medium enterprises		-	-
Others payables		4,431,016	6,059,484
Other current liabilities	9	1,886,659,300	1,436,785,952
Short-term provisions	10	(9,917,554)	156,698,128
		<u>1,931,501,957</u>	<u>1,648,804,921</u>
Total		<u><u>7,440,941,979</u></u>	<u><u>6,143,422,162</u></u>
II Assets			
(1) Non-current assets			
Fixed assets			
Tangible assets	11	17,372,122	13,663,202
Intangible assets	11	39,473	121,870
Non-current investments	12	1,500,005	1,500,005
Current investments	12	-	-
Deferred tax assets (net)	13	50,916,309	17,577,044
Long-term loans and advances	14	3,479,471,873	1,947,171,468
Other non-current assets	15	205,050,000	172,550,000
		<u>3,754,349,783</u>	<u>2,152,583,589</u>
(2) Current assets			
Cash and cash equivalents	16	329,264,634	400,585,380
Short-term loans and advances	14	3,319,182,847	3,570,456,826
Other current assets	17	38,144,716	19,796,367
		<u>3,686,592,196</u>	<u>3,990,838,573</u>
Total		<u><u>7,440,941,979</u></u>	<u><u>6,143,422,162</u></u>

The accompanying notes form an integral part of these financial statements.

For and on behalf of the Board of Directors of
Capital Trust Limited



YOGEN KHOSLA
 CEO & Managing Director
 DIN.00203165

Place: New Delhi
 Date: 14 Nov 2017