

10th August, 2013

The Bombay Stock Exchange Limited,
First Floor, New Trading Ring,
Dalal Street, Rotunda Building,
Fort, Mumbai

Kind Attention – Mr. Bhushan Mokashi,
Corporate Relations Department

The National Stock Exchange of India Ltd
Exchange Plaza, 5th Floor, Plot No. C/1, G
Block, Bandra Kurla Complex, Bandra
(East) Mumbai

Kind Attention – Mr. Hari K, Asst. Vice
President, Corporate Relations
Department

Dear Sir,


SUB: OUTCOME OF BOARD MEETING

The Board of Directors at its meeting held on Saturday, 10th August, 2013 has considered and approved the following:

1. The un-audited Financial Results for the quarter ended June 30, 2013. (enclosed).

You are requested to take the same on record.

For Autoline Industries Limited



(S. T. Akhade)

Managing Director



(M. Radhakrishnan)

Managing Director



Encl: As above

Autoline Industries Limited
S.Nos.313/314,Nanekarwadi,Chakan,Pune-410 501

UNAUDITED FINANCIAL RESULTS FOR THE QUARTER ENDED 30TH JUNE 2013

Part I	Particulars	STANDALONE						CONSOLIDATED			
		3 months ended (30/06/2013)	Preceding 3 months ended (31/3/2013)	Corresponding 3 months ended (30/06/2012) in the previous year	Year to date figures for the previous year ended (31/03/2013)	3 months ended (30/06/2013)	Preceding 3 months ended (31/3/2013)	Corresponding 3 months ended (30/06/2012) in the previous year	Year to date figures for current period ended (31/03/2013)		
		(Unaudited)	(Audited)	(Unaudited)	(Audited)	(Unaudited)	(Audited)	(Unaudited)	(Audited)		
1	Income from operations (a) Net sales/income from operations (b) Other operating income	11,181	14,901	13,888	57,333	17,764	21,123	19,272	80,069		
2	Total income from operations (net) (a) Cost of materials consumed (b) Purchases of stock-in-trade (c) Changes in inventories of finished goods, work-in-progress and stock-in-trade (d) Employee benefits expense (e) Depreciation and amortisation expense (f) Other expenses - Manufacturing Expenses - Other Expenses	11,181	14,901	13,888	57,333	17,764	21,123	19,272	80,069		
3	Total expenses Profit / (Loss) from operations before other income, finance costs and exceptional items (1-2)	7,945	13,093	9,974	43,092	12,206	16,919	13,499	57,769		
4	Other income	453	(1,108)	(417)	(1,717)	323	(893)	(617)	(1,845)		
5	Profit / (Loss) from ordinary activities before finance costs and exceptional items (3 ± 4)	890	931	854	3,746	1,909	1,991	1,889	7,495		
6	Finance costs	547	391	521	1,985	625	467	642	2,308		
7	Profit / (Loss) from ordinary activities after finance costs but before exceptional items (5 ± 6)	1,337	1,833	1,583	6,699	1,745	2,152	1,949	7,878		
8	Exceptional items	324	377	436	1,794	732	540	684	2,975		
9	Profit / (Loss) from ordinary activities before tax (7 ± 8)	11,495	15,516	12,951	55,599	17,540	21,177	17,845	76,579		
10	Tax expense	(314)	(615)	937	1,734	223	(55)	1,427	3,489		
11	Net Profit / (Loss) from ordinary activities after tax (9 ± 10)	84	163	37	477	81	146	35	450		
12	Extraordinary items (net of tax expense ₹ Lakhs)	(230)	(452)	974	2,211	305	91	1,462	3,939		
13	Net Profit / (Loss) for the period (11 ± 12)	751	1,024	782	3,447	835	1,110	847	3,748		
14	Share of profit / (loss) of associates*	(981)	(1,476)	192	(1,236)	(531)	(1,019)	615	190		
15	Minority interest*	(981)	(143)	192	96	(601)	124	524	1,067		
16	Net Profit / (Loss) after taxes, minority interest and share of profit / (loss) of associates (13 ± 14 ± 15)*	(981)	(143)	192	96	(601)	124	524	1,067		
17	Paid-up equity share capital (Face Value of ₹ 10/- each)					(2)	(15)	(1)	(24)		
18	Reserve excluding Revaluation Reserves as per balance sheet of previous accounting year	1,228	1,225	1,220	1,225	1,228	1,225	1,220	1,225		
19 i	Earnings per share (before extraordinary items) (Face Value of ₹ 10/- each) (not annualised): Basic & Diluted			1.57	21,866			4.30	25,146		
19 ii	Earnings per share (After extraordinary items) (Face Value of ₹ 10/- each) (not annualised): Basic & Diluted			1.57	0.79		1.13	4.30	8.91		



FOR AUTOLINE INDUSTRIES LTD.
(Signature)
DIRECTOR

DIRECTOR


Part II

A PARTICULARS OF SHAREHOLDING

1	Public shareholding	8,674,385	8,642,898	8,598,402	8,642,898	8,674,385	8,642,898	8,598,402	8,642,898	8,642,898
	Number of shares -	70.63%	70.56%	70.45%	70.56%	70.63%	70.56%	70.45%	70.56%	70.56%
2	Percentage of shareholding Promoters and Promoter Group Shareholding **	-	-	-	-	-	-	-	-	-
	a) Pledged / Encumbered -	-	-	-	-	-	-	-	-	-
	Number of shares	-	-	-	-	-	-	-	-	-
	Percentage of shares (as a % of the total shareholding of promoter and promoter group)	-	-	-	-	-	-	-	-	-
	b) Non - encumbered	-	-	-	-	-	-	-	-	-
	Number of shares	3,606,567	3,606,567	3,606,567	3,606,567	3,606,567	3,606,567	3,606,567	3,606,567	3,606,567
	Percentage of shares (as a % of the total shareholding of the Promoter and Promoter group)	100.00%	100.00%	100.00%	100.00%	100.00%	100.00%	100.00%	100.00%	100.00%
	Percentage of shares (as a % of the total share capital of the company)	29.37%	29.44%	29.55%	29.44%	29.37%	29.44%	29.55%	29.44%	29.44%

B INVESTOR COMPLAINTS

	Pending at the beginning of the quarter	NIL	NIL	NIL	NIL	NIL	NIL	NIL	NIL	NIL
	Received during the quarter	NIL	3	2	3	NIL	3	2	2	3
	Disposed of during the quarter	NIL	3	2	3	NIL	3	2	2	3
	Remaining unresolved at the end the quarter	NIL	NIL	NIL	NIL	NIL	NIL	NIL	NIL	NIL

FOR AUTOLINE INDUSTRIES LTD.

 DIRECTOR DIRECTOR



Notes:

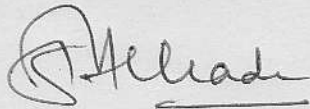
1. The above unaudited Financial Results for the quarter ended 30th June, 2013 have been reviewed by the Audit Committee and approved by the Board of Directors at their meeting held on 10th August, 2013.
2. The Statutory Auditors of the Company have carried out the Limited Review of the above results.
3. As per Accounting Standard -21 (Consolidated Financial Results) issued by the Institute of Chartered Accountants of India, the Consolidated Financial Results are based on the unaudited Financial Results of subsidiaries - Koderat Investments Limited, Cyprus, Autoline Industries USA, Inc. Autoline Stampings Limited, South Korea (Subsidiary of Autoline Industries USA, Inc.). Minority Interest is reduced in case of Autoline Industrial Parks Limited -48.88%. The Financial Results of the Foreign Subsidiaries have been prepared as per GAAP, followed in the country of their incorporation.
4. The income Tax and Deferred Tax, if any, will be accounted at the end of the financial year 2013-14 except for foreign Subsidiaries viz. - Autoline Industries USA, Inc. and Autoline Stampings Limited, South Korea.
5. The investment includes Investment in SZ Design, Srl, Italy through Wholly Owned Subsidiary Koderat Investments Ltd. Cyprus. The net worth of the SZ Design, Srl, (under liquidation) has been eroded due to various write offs. On 13th June, 2012 the Court of Milan, Italy have rejected the request of "Concordato Preventivo" under the Italian Laws filed in June, 2011. However SZ Design, Srl, filed appeal against this decision. The Company will take suitable action after the decision.
6. During the quarter ended 30th June, 2013, the Company had decided to sell 30,600 shares of Common Stock representing 40% stake held in DEP Autoline USA, Inc. in phased manner, at a total consideration of USD 3.50 Million and to sell 25,500 equity shares of Rs. 10/- each representing remaining 40% stake held in Nuvent Technologies Pvt. Ltd. Chennai at a total consideration of Rs. 2,55,000/-.
7. The figures for the corresponding previous periods have been restated / regrouped, wherever necessary, to make them comparable
8. The Standalone and Consolidated Financial Results can be viewed on the Company's Website: www.autolineind.com - or BSE Website: www.bseindia.com or NSE website: www.nseindia.com. The key Standalone Financial Results are given below:



(₹ in Lakhs)

Particulars	3 months ended (30/06/2013)	Preceding 3 months ended (31/3/2013)	Corresponding 3 months ended (30/06/2012) in the previous year	Year to date figures for current period ended (31/03/2013)
	Unaudited	Audited	Unaudited	Audited
Net Sales/ Income from operations	11,181	14,901	13,888	57,333
Profit before tax	(981)	(791)	192	(551)
Profit after tax	(981)	(143)	192	96

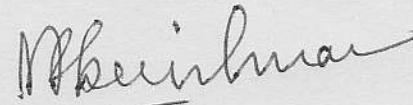
By Order of the Board
FOR AUTOLINE INDUSTRIES LIMITED



(Shivaji T. Akhade)
Managing Director

Place : Pune

Date: 10th August, 2013



(M. Radhakrishnan)
Managing Director

