

Date: July 21, 2015

The National Stock Exchange India Ltd.
Listing Department
Exchange Plaza
Bandra Kurla Complex
Bandra (East)
Mumbai 400 051

Dear Sir,

Please find attached the Analyst presentation of the Unaudited Financial Results of Credit Analysis and Research Limited for the quarter ended June 30, 2015.

We request you to kindly upload the same.

Thanking you,

Yours faithfully,
For Credit Analysis and Research Limited


Navin Kumar Jain
Company Secretary

Encl. : As above

CREDIT ANALYSIS & RESEARCH LTD.

Q1 FY16 Financial Results

Disclaimer

Certain statements in this document may be forward-looking statements. Such forward-looking statements are subject to certain risks and uncertainties like government actions, economic developments, and many other factors that could cause the company's actual results to differ materially from those contemplated by the relevant forward-looking statements. Credit Analysis and Research Ltd. will not be in any way responsible for any action taken based on such statements and undertakes no obligation to publicly update these forward-looking statements to reflect subsequent events or circumstances.

Contents

Highlights

Financial & Business Performance

Developments at CARE

Economic Backdrop

Highlights Q1 FY16

Steady growth in financial numbers

- Total revenue grew by 13.50% from Rs. 42.68 Cr in Q1 FY15 to Rs. 48.44 Cr in Q1 FY16.
- Rating revenue grew by 13.01% from Rs. 42.42 Cr. in Q1 FY15 to Rs. 47.94 Cr. in Q1 FY16.
- Operating profit increased by 23.61 % in Q1 FY16 over Q1 FY15.
- Total Expenditure increased by 5.62 % in Q1 FY16 over Q1 FY15.
- Other Income lower by 80.32% in Q1 FY16 over Q1 FY15 mainly due to investments in fixed maturity plans falling due in Q1 FY16 being rolled over.
- Operating Profit Margin improved to 47.67 % in Q1 FY16 from 43.77% in Q1 FY15.
- PAT declined by 34.03% in Q1 FY16 over Q1 FY15 due to lower investment income.

Highlights Q1 FY16 (contd.)

Business profile continues to strengthen

- Volume of debt rated increased by 10.9% from Rs. 2.39 lkh Cr. in Q1 FY15 to Rs. 2.65 lkh Cr. in Q1 FY16.
- There was a 29.6% growth in the number of instruments rated to 1,406 in Q1 FY16 compared with 1,085 in Q1 FY15
- Added 708 new clients in Q1 FY16
- Total number of active clients stand at 10,332 as of Q1 FY16

Contents

Highlights

Financial & Business Performance

Developments at CARE

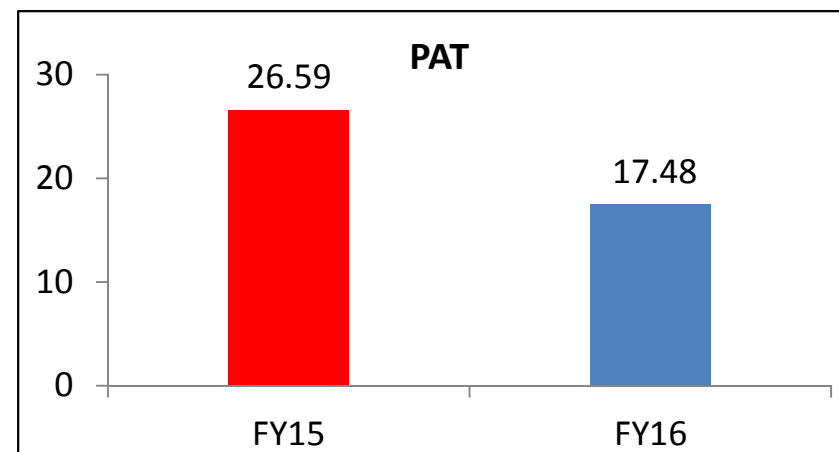
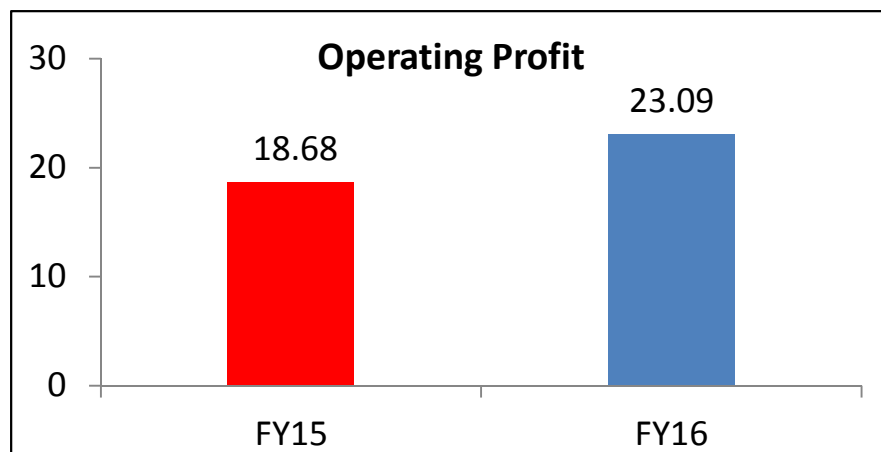
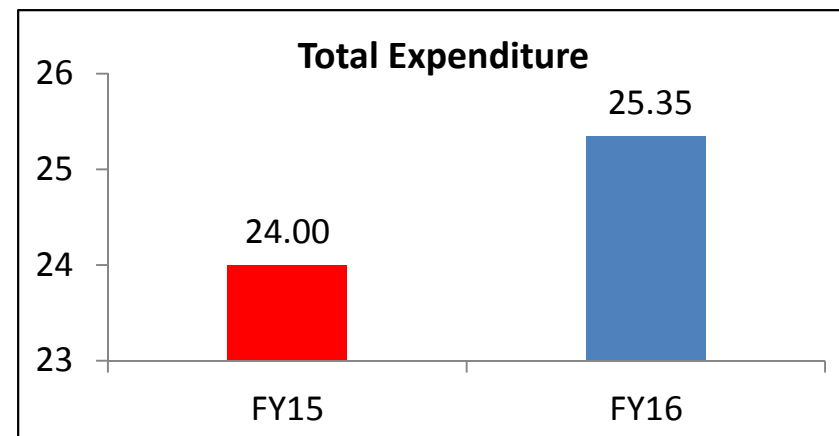
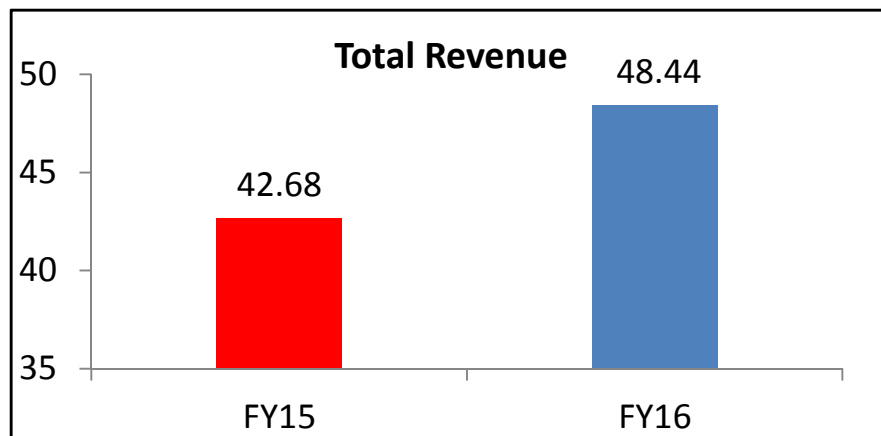
Economic Backdrop

Financial Performance: Q1 FY16

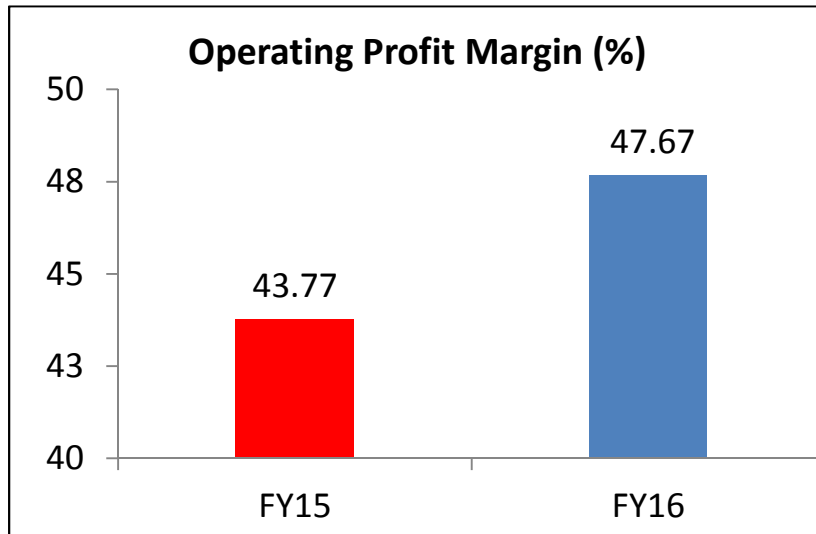
Rs. Crore	Q1 FY15	Q1 FY16	Growth (%)
Rating Revenue	42.42	47.94	13.01
Other Revenue	0.26	0.40	53.85
Other Operating Revenue	-	0.10	-
Total Revenue	42.68	48.44	13.50
Other Income	14.84	2.92	-80.32
Total Income	57.52	51.36	-10.71
Total Expenses	24.00	25.35	5.62
Operating Profit	18.68	23.09	23.61
PAT	26.58	17.49	-34.19
Operating Profit margin	43.77%	47.67%	
PAT margin	46.21%	34.05%	

Financial Performance: Q1 FY16

Rs. crore

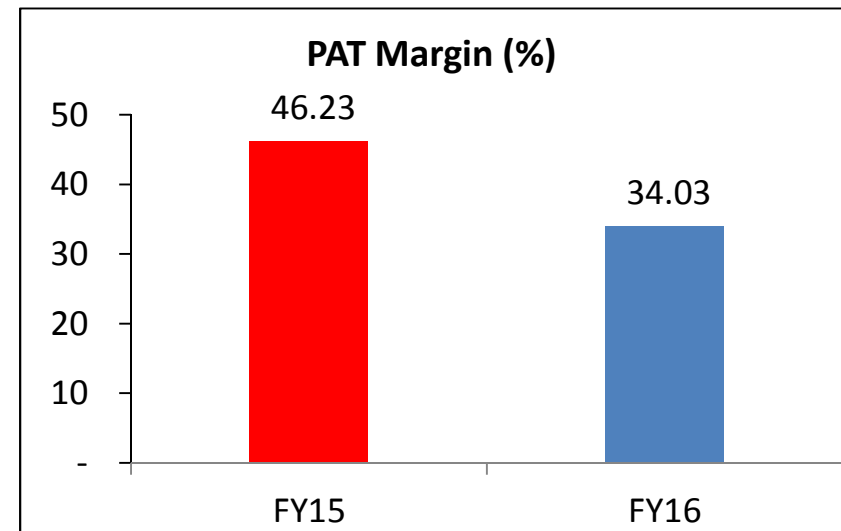


Financial Performance: Q1 FY16

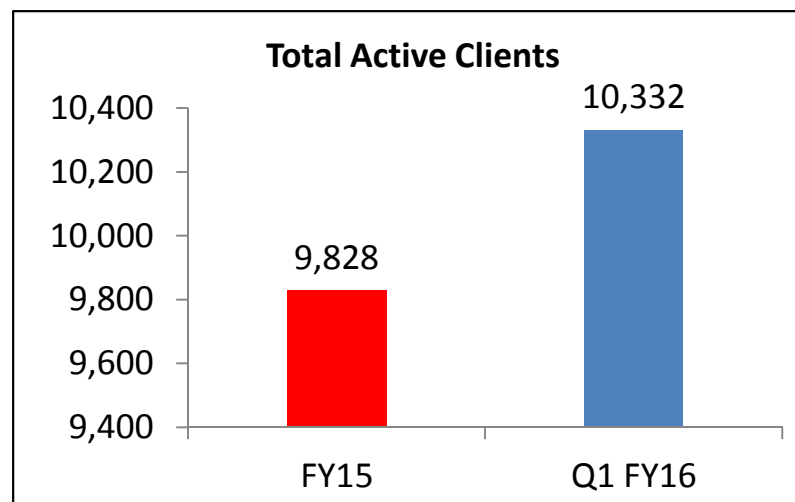
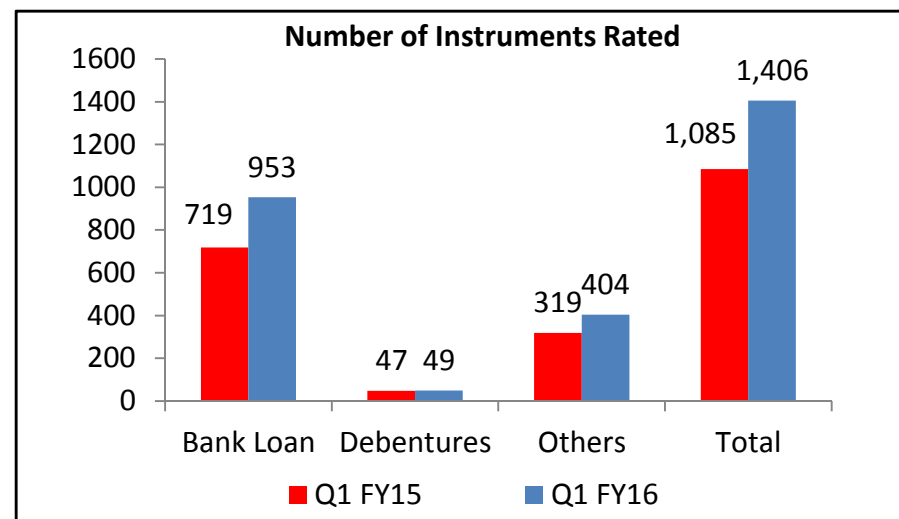
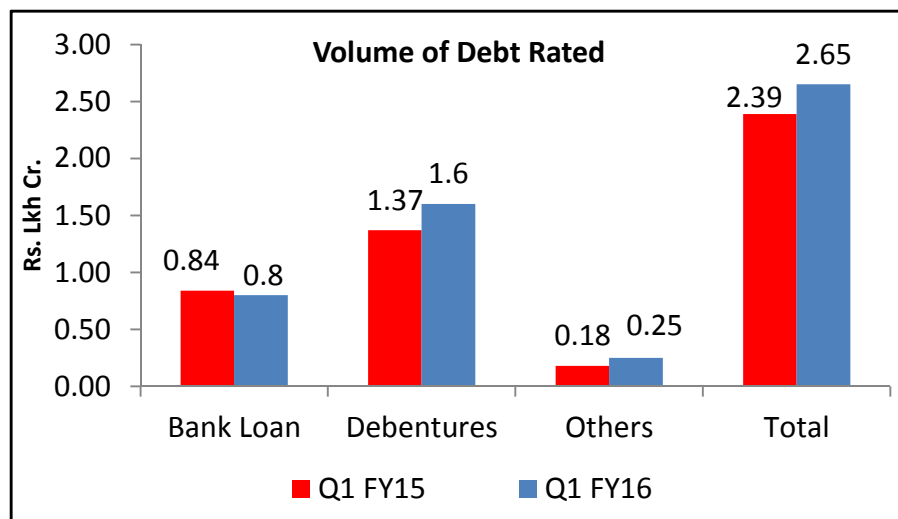


Improvement in Q1 FY16 Operating Profit margin to 47.67% from 43.77% in Q1 FY15 mainly due to higher revenue, improvement in efficiencies, change in business mix and cost control measures implemented.

Q1 FY16 PAT margin is 34.03% as against 46.23% in Q1 FY15 attributable to lower income from investments because of the roll-over of sizeable investments in FMPs. Income from these FMPs will be booked in the year of maturity.



Business Performance: Q1 FY16



Contents

Highlights

Financial & Business Performance

Developments at CARE

Economic Backdrop

Developments at CARE

- Launched the CARE Debt Quality Index (CDQI)
- CARE Ratings was empanelled for grading of Industrial Training Institutes constituted under Directorate General of Employment and Training (DGE&T)
- CARE Ratings launched the rating of Real Estate Investment Trusts (REITs)
- CARE Ratings was empanelled to assign the rating of tourism facilities in Karnataka by the Karnataka State Government
- CARE Ratings organized special events with clients called '*Conversations over Dinner*' in Ahmedabad and Mumbai

Contents

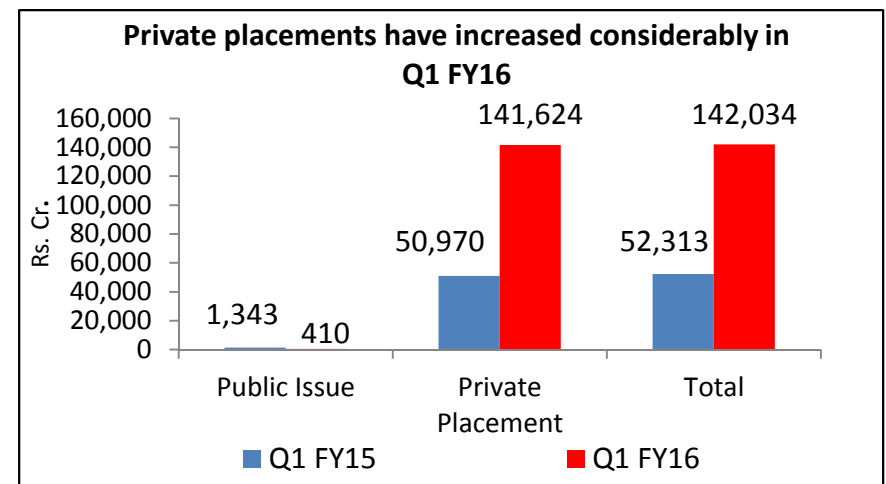
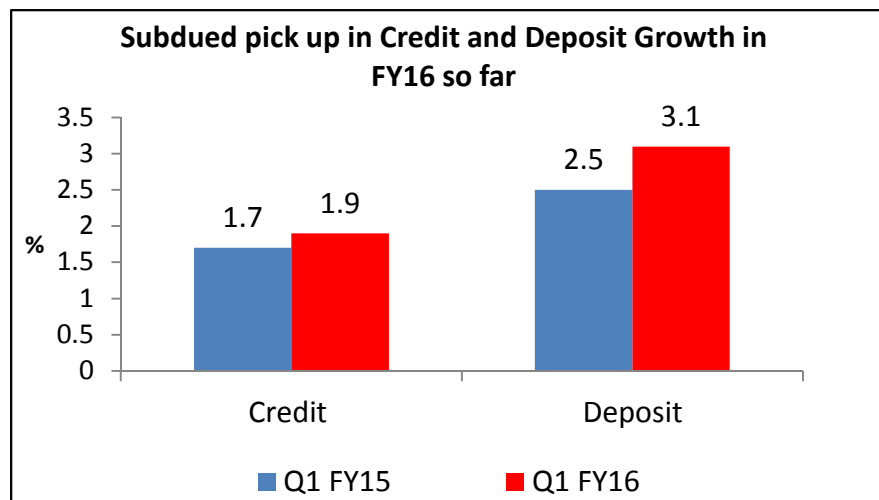
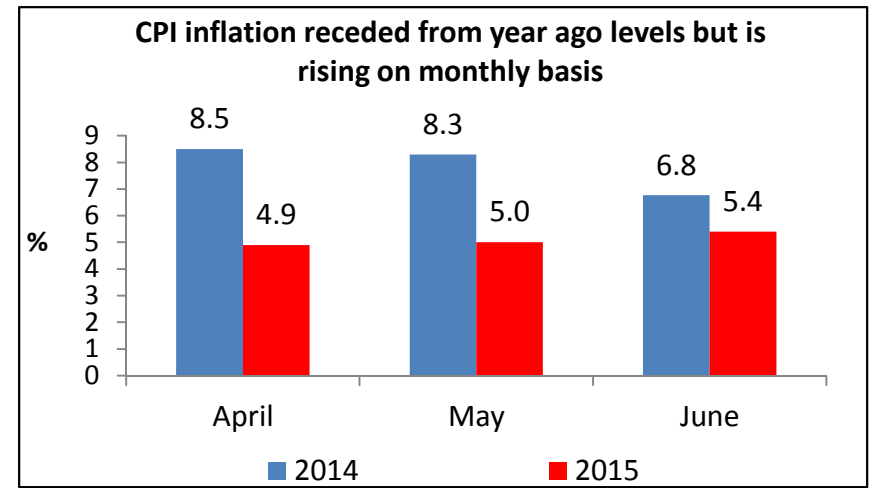
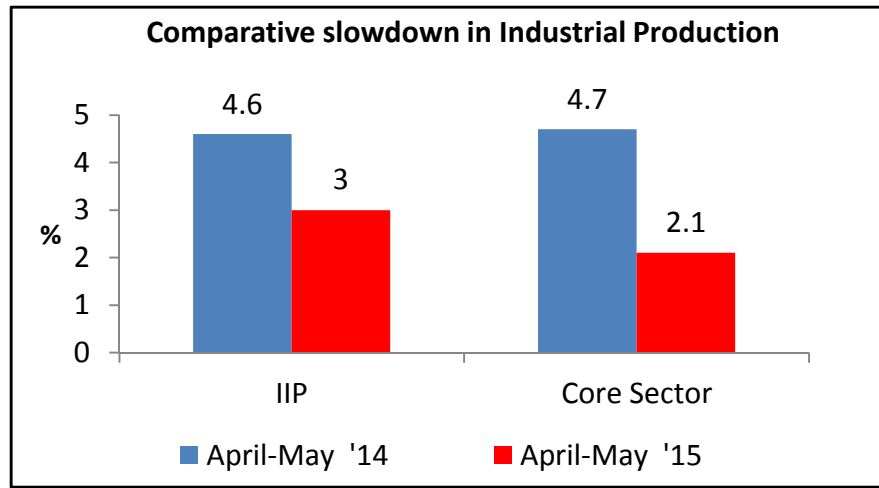
Highlights

Financial & Business Performance

Developments at CARE

Economic Backdrop

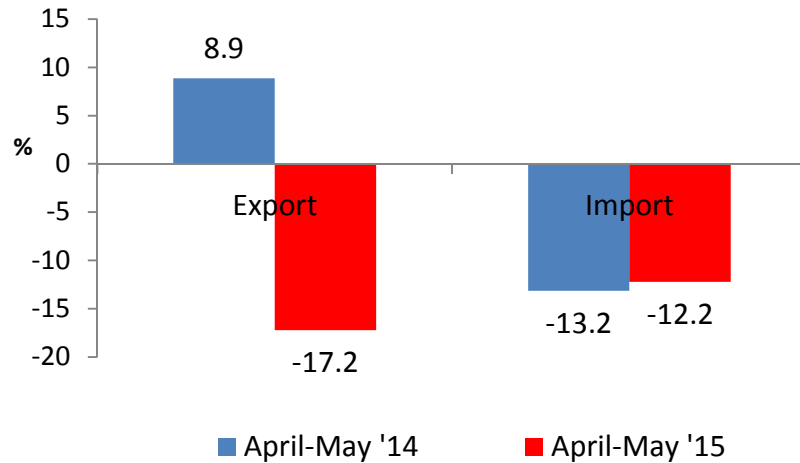
Economic Backdrop



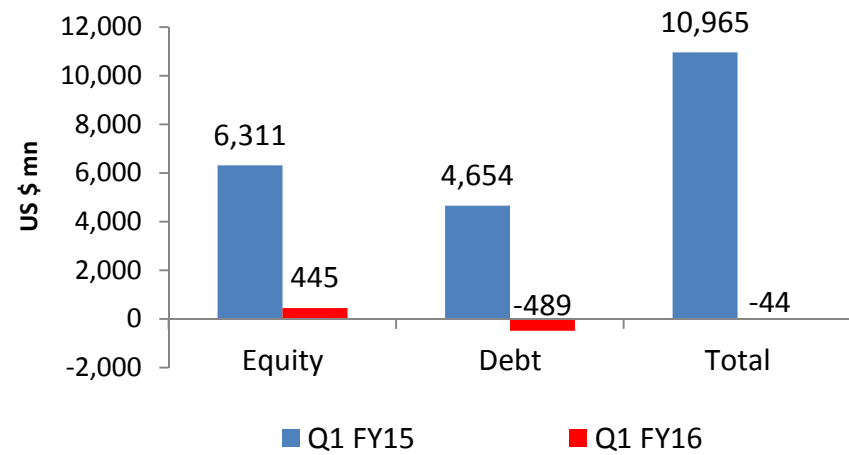
Note: Slowdown in bank credit after 3rd April '15

Economic Backdrop (ctd)

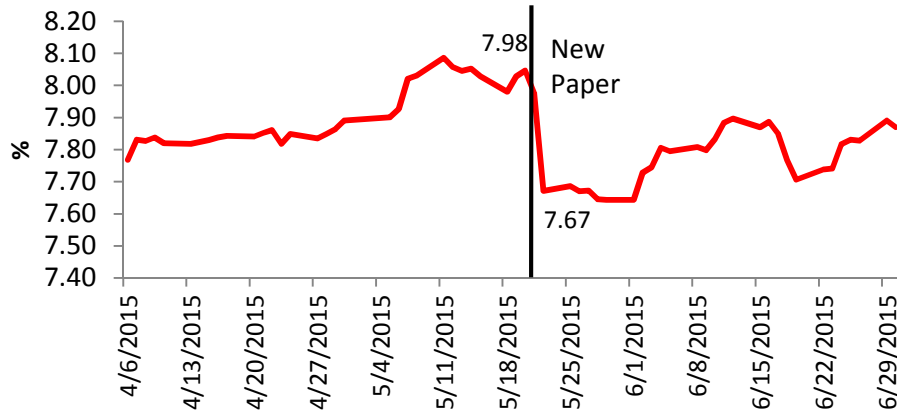
Steep fall in exports while imports remain low



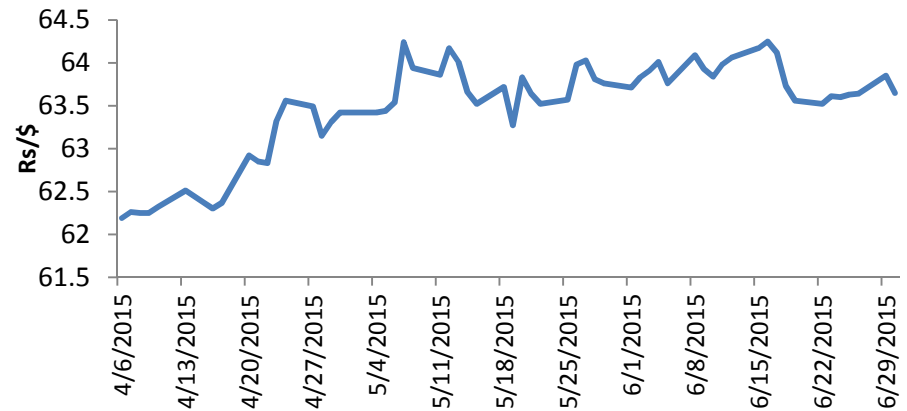
Marked contraction in FII inflows in Q1 FY16



10-yr G-Sec remained between 8.5% and 7.6%



Rupee underwent depreciation in Q1 FY16

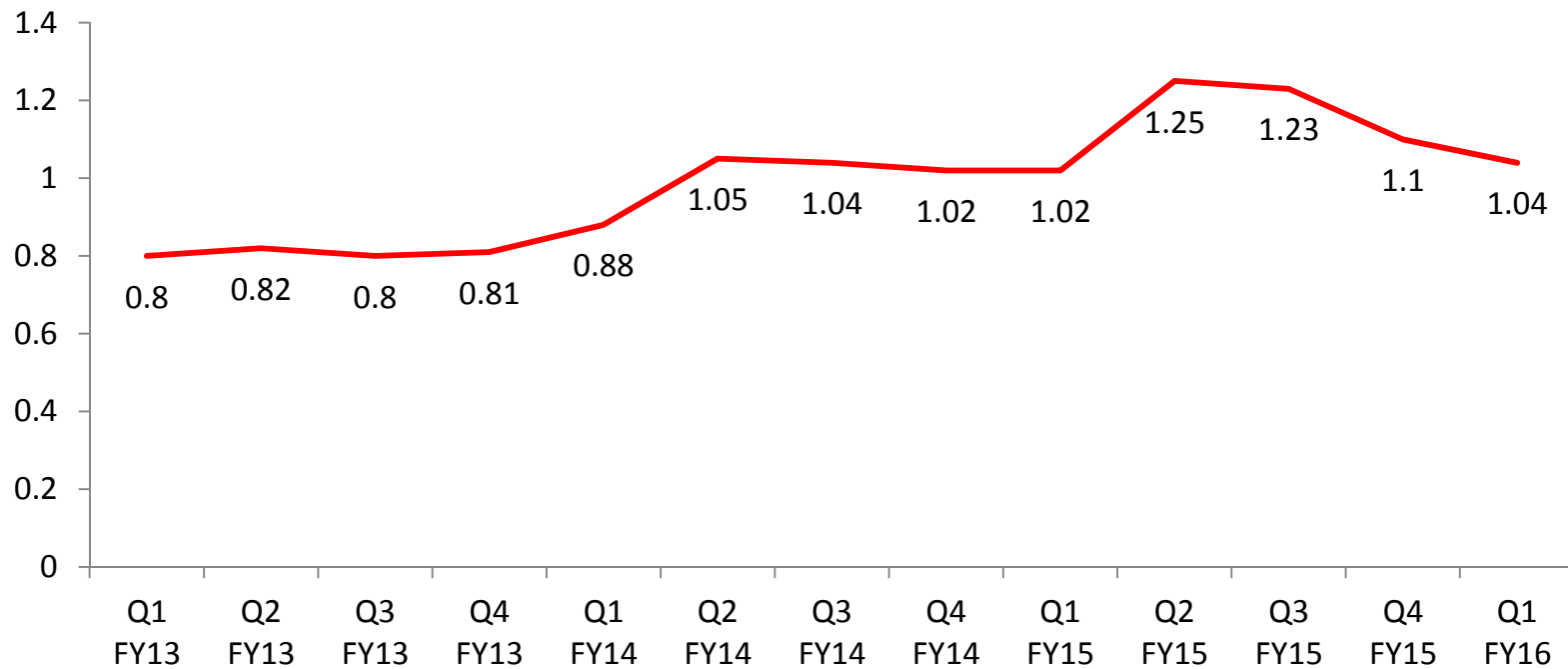


Economic Backdrop (ctd)

- RBI left repo rate unchanged at 7.5% in the policy announcement in April '15 but lowered it to 7.25% in June '15
- Government spending on infrastructure is yet to be reflected
- Monsoon is forecasted to be 'deficient' in 2015.
- However, as of 10th July '15 rainfall was reported to be only 2% 'deficient' by the IMD

Rating Revisions

Credit quality of domestic rated firms/entities has been deteriorating consistently over the last four quarters. The Modified Credit Ratio (MCR) fell to 1.04 in Q1 FY16 from 1.25 in Q2 FY15



Thank You