



Goldstone

Goldstone Technologies Limited

Amarchand Sharma Complex, S.D. Road

Secunderabad - 500 003. A.P. INDIA.

Tel : +91-40-2780 7640, 0742

Fax : +91-40-39100012

URL : www.goldstonetech.com

May 12, 2011

The Bombay Stock Exchange Limited
National Stock Exchange of India Limited
Madras Stock Exchange Limited

Dear Sirs,

Sub: **Outcome of the Board Meeting dated 12.05.2011**
Scrip Code Number : **531439**
Name on the Bolt : **Goldstone Technologies Ltd.**
Scrip ID on Bolt : **GOLDTECH**

With reference to the cited subject matter, we wish to inform you that the Board of directors of the company, at their meeting held on today i.e. May 12, 2011 have, inter-alia:

1. approved un-audited financial results for the quarter and year ended March 31, 2011, both standalone as well as consolidated basis;
2. taken on record the limited review report of the statutory auditors on the aforesaid un-audited financial results and
3. approved the resignation of Mr. Christopher Augustus D'roza as the Director of the Company with immediate effect.

Please find enclosed herewith copies of the statement showing un-audited financial results for the quarter and year ended March 31, 2011 along with the copy limited review report on the same.

This is for your information and records please.

Thank you.

Yours faithfully,

For Goldstone Technologies Limited

Ram Sajja
Managing Director

Encl: As above.

GOLDSTONE TECHNOLOGIES LIMITED

9-1-83 & 84, AC Sharma Complex, S D Road Secunderabad, Ph. No 040-27807640, Fax +91-040-39120023
UNAUDITED STANDALONE FINANCIAL RESULTS FOR THE QUARTER/YEAR ENDED MARCH 31, 2011



Goldstone

(Rs. In Millions except for data relating shares, EPS and Ratios)

Particulars	Quarter ending		Year ending	
	31.03.2011	31.03.2010	31.03.2011	31.03.2010
	Unaudited	Unaudited	Unaudited	Audited
1. (a) Net Sales/Income from Operations	64.60	63.83	231.56	231.87
(b) Other Operating Income	-	-	0.11	-
2. Expenditure				
Increase/decrease in stock in trade and work in progress	(0.78)	(24.37)	14.77	(24.52)
Purchase cost of Goods sold/Movies	13.54	3.20	14.54	3.20
Employees cost	31.08	28.13	113.46	99.80
Depreciation	4.19	12.45	38.40	31.84
Other expenditure	11.10	35.23	37.30	114.76
Total	59.13	54.64	218.47	225.08
3. Profit from Operations before Other Income, Interest and Exceptional Items (1-2)	5.47	9.21	13.20	6.79
4. Other Income	2.70	2.67	10.68	8.61
5. Profit before Interest and Exceptional Items (3+4)	8.17	11.88	23.88	15.39
6. Interest	5.20	5.12	14.49	9.51
7. Profit after Interest but before Exceptional Items (5-6)	2.97	6.76	9.39	5.89
8. Exceptional items	-	-	-	0.11
9. Profit (+)/ Loss (-) from Ordinary Activities before tax (7+8)	2.97	6.76	9.39	5.78
10. Tax expense	(0.08)	0.43	(0.47)	1.73
11. Net Profit (+)/ Loss (-) from Ordinary Activities after tax (9-10)	3.05	6.33	9.86	4.04
12. Extraordinary item (net of tax expense Rs.)	-	-	-	-
13. Net Profit(+)/ Loss(-) for the period (11-12)	3.05	6.33	9.86	4.04
14. Paid-up equity share capital (Face Value of Rs.10/- each)	187.82	187.82	187.82	187.82
15. Reserve excluding Revaluation Reserves as per balance sheet of previous accounting year				486.68
16. Earnings Per Share (EPS)				
a) Basic and diluted EPS before Extraordinary items for the period, for the year to date and for the previous year (not to be annualized)	0.16	0.34	0.49	0.22
b) Basic and diluted EPS after Extraordinary items for the period, for the year to date and for the previous year (not to be annualized)	0.16	0.34	0.49	0.22
17. Public Shareholding				
- No. of shares	15247913	15247913	15247913	15247913
- Percentage of shareholding	81.18%	81.18%	81.18%	81.18%
18. Promoters and promoter group shareholding				
a) Pledged/Encumbered				
- Number of shares	-	-	-	-
- Percentage of shares (as a % of the total shareholding of promoter and promoter	-	-	-	-
- Percentage of shares (as a % of the total share capital of the company	-	-	-	-
b) Non-encumbered				
- Number of shares	3534153	3534153	3534153	3534153
- Percentage of shares (as a % of the total shareholding of promoter and promoter	100%	100%	100%	100%
- Percentage of shares (as a % of the total share capital of the company	18.82%	18.82%	18.82%	18.82%

Segment wise stand-alone financial results for the quarter ended March 31, 2011


Particulars	Quarter ending		Year ending	
	31.03.2011	31.03.2010	31.03.2011	31.03.2010
	Unaudited	Unaudited	Unaudited	Audited
1 Segment Revenue				
a) U.S.A.	-	-	-	59.73
b) India	64.60	49.82	234.32	180.74
Total Revenue from Operations	64.60	49.82	234.32	240.47
2 Segment Results				
Profit(+)/Loss(-) before tax, Deprn. & interest from				
a) U.S.A.	-	-	-	28.54
b) India	12.36	24.32	62.28	18.70
Total	12.36	24.32	62.28	47.24
Less: interest (not allocable)	5.20	5.12	14.49	9.51
Less: Depreciation (not allocable)	4.19	12.45	38.40	31.84
Total Profit/(Loss) Before Tax	2.97	6.76	9.39	5.89

Notes :


- The above financial results have been reviewed by the Audit Committee and taken on record by the Board of Directors of the Company at its meeting held on May 12, 2011. The Statutory Auditors have carried out a Limited Review of the above results for the quarter ended March 31, 2011.
- Deferred Tax Asset has been provided as per Accounting Standard 22 (AS - 22) - Accounting for Taxes on Income issued by ICAI
- Segment Capital Employed: Segregation of assets, liabilities, depreciation and other non-cash expenses into various primary segments has not been done, as the assets are used interchangeably between segments. Accordingly no disclosure relating to segmental assets and liabilities has been made.
- Figures for the previous year/period are regrouped/ rearranged wherever considered necessary.
- Details of Investor complaints received for the quarter ended March 31, 2011: Beginning: Nil, Received: Nil; Disposed off: Nil; Pending: Nil
- The Company has consolidated its results based on the Accounting Standard issued by ICAI.

Place : Hyderabad
 Date : 12.05.2011

By order of the Board
 for Goldstone Technologies Limited




Ram Sajja
 Managing Director



GOLDSTONE TECHNOLOGIES LIMITED

9-1-83 & 84, AC Sharma Complex, S D Road Secunderabad, Ph. No 040-27807640, Fax +91-040-39120023
UN-AUDITED CONSOLIDATED FINANCIAL RESULTS FOR THE QUARTER/YEAR ENDED MARCH 31, 2011



(Rs. In Millions except for details relating to shares, EPS and Rights)

Particulars	Quarter ending			
	31.03.2011	31.03.2010	31.03.2011	31.03.2010
	Unaudited	Unaudited	Unaudited	Audited
1. (a) Net Sales/Income from Operations	155.08	147.96	617.63	568.54
(b) Other Operating Income	-	-	0.11	-
2. Expenditure				
Increase/decrease in stock in trade and work in progress	(0.77)	(24.37)	14.79	(37.04)
Purchase cost of Goods sold/Movies	13.54	3.20	14.54	15.72
Employees cost	114.97	102.77	450.86	399.34
Depreciation	4.19	12.45	38.40	31.84
Other expenditure	14.39	39.76	67.72	132.30
Total	146.32	133.80	586.30	542.16
3. Profit from Operations before Other Income, Interest and Exceptional Items (1-2)	8.76	14.16	31.43	26.38
4. Other Income	2.70	2.67	10.68	8.61
5. Profit before Interest and Exceptional Items (3+4)	11.47	16.83	42.13	34.99
6. Interest	5.20	5.12	14.49	9.54
7. Profit after Interest but before Exceptional Items (5-6)	6.27	11.71	27.64	25.44
8. Exceptional Items	-	-	-	0.11
9. Profit (+)/ Loss (-) from Ordinary Activities before tax (7+8)	6.27	11.71	27.64	25.33
10. Tax expense	1.06	0.59	5.59	9.28
11. Net Profit (+)/ Loss (-) from Ordinary Activities after tax (9-10)	6.22	11.12	22.06	16.06
12. Extraordinary Item (net of tax expense Rs.)	-	-	-	-
13. Net Profit(+)/ Loss(-) for the period (11-12)	6.22	11.12	22.06	16.06
14. Paid-up equity share capital (Face Value of Rs10/- each)	187.82	187.82	187.82	187.82
15. Reserve excluding Revaluation Reserves as per balance sheet of previous accounting year				562.04
16. Earnings Per Share (EPS)				
a) Basic and diluted EPS before Extraordinary items for the period, for the year to date and for the previous year (not to be annualized)	0.28	0.59	0.57	0.85
b) Basic and diluted EPS after Extraordinary items for the period, for the year to date and for the previous year (not to be annualized)	0.28	0.59	0.57	0.85
17. Public Shareholding				
- No. of shares	15247913	15247913	15247913	15247913
- Percentage of shareholding	81.18%	81.18%	81.18%	81.18%
18. Promoters and promoter group shareholding				
a) Pledged/Encumbered				
- Number of shares	-	-	-	-
- Percentage of shares (as a % of the total shareholding of promoter and promoter group)	-	-	-	-
- Percentage of shares (as a % of the total share capital of the company)	-	-	-	-
b) Non-encumbered				
- Number of shares	3534153	3534153	3534153	3534153
- Percentage of shares (as a % of the total shareholding of promoter and promoter group)	100%	100%	100%	100%
- Percentage of shares (as a % of the total share capital of the company)	18.82%	18.82%	18.82%	18.82%

Segment wise consolidated financial results for the quarter ended March 31, 2011


Particulars	Quarter ending		Year ending	
	31.03.2011	31.03.2010	31.03.2011	31.03.2010
	Unaudited	Unaudited	Unaudited	Audited
Segment Revenue				
a) U.S.A.	96.57	88.27	409.95	407.11
b) India	64.60	66.51	234.32	180.74
Less: Inter Company Sales	(6.09)	-	(23.88)	(10.71)
Total Revenue from Operations	155.08	164.78	620.39	577.14
Segment Results				
Profit(+)/Loss(-) before tax, Depn. & interest from				
a) U.S.A.	3.30	4.95	18.24	48.13
b) India	12.36	24.32	62.28	18.70
Total	15.66	29.28	80.52	66.83
Less: interest (not allocable)	5.20	5.12	14.49	9.54
Less: Depreciation (not allocable)	4.19	12.45	38.40	31.84
Total Profit/(Loss) Before Tax	6.27	11.71	27.64	25.45

Notes:

- 1 The above financial results have been reviewed by the Audit Committee and taken on record by the Board of Directors of the Company at its meeting held on May 12, 2011. The Statutory Auditors have carried out a Limited Review of the above results for the quarter ended March 31, 2011.
- 2 Deferred Tax Asset has been provided as per Accounting Standard 22 (AS - 22) - Accounting for Taxes on Income issued by ICAI
- 3 Segment Capital Employed: Segregation of assets, liabilities, depreciation and other non-cash expenses into various primary segments has not been done, as the assets are used interchangeably between segments. Accordingly no disclosure relating to segmental assets and liabilities has been made.
- 4 The Company has consolidated its results based on the relevant Accounting Standard issued by ICAI. Standalone results are available in Company's website: www.goldstonetech.com and stock exchanges' websites like www.nseindia.com or www.bseindia.com.
- 5 Figures for the previous year/period are regrouped/ rearranged wherever considered necessary.
- 6 Details of Investor complaints received for the quarter ended March 31, 2011: Beginning: Nil; Received: Nil; Disposed off: Nil; Pending: Nil
- 7 **Key Standalone Financial Results of the Company for the aforesaid periods:**

Particulars	Quarter ending		Year ending	
	31.03.2011	31.03.2010	31.03.2011	31.03.2010
	Unaudited	Unaudited	Unaudited	Audited
Turnover	64.60	63.83	231.56	231.87
Profit before Tax	2.97	6.76	9.39	5.78
Profit after Tax	3.05	6.33	9.85	4.04

By order of the Board
For Goldstone Technologies Limited



Ram Sajja
Managing Director

Place : Hyderabad
Date : 12.05.2011



P. MURALI & CO.,

CHARTERED ACCOUNTANTS
6-3-655/2/3, SOMAJIGUDA,
HYDERABAD - 500 082. INDIA

Tel. : (91-40) 2332 6666, 2331 2554
2339 3967, 2332 1470
Fax : (91-40) 2339 2474
E-mail : pmurali.co@gmail.com
info@pmurali.com
Website : www.pmurali.com

To
The Board of Directors
M/s. Goldstone Technologies Limited
Hyderabad


Limited Review Report for the quarter ended 31st March, 2011

We have reviewed the accompanying statement of unaudited financial results of **M/s. Goldstone Technologies Limited** for the quarter ended 31st March, 2011 except for the disclosures regarding 'Public Shareholding' and 'Promoter and Promoter Group Shareholding' which have been traced from disclosures made by the management and have not been audited by us. This statement is the responsibility of the Company's Management and has been approved by the Board of Directors/ committee of Board of Directors. Our responsibility is to issue a report on these financial statements based on our review.

We conducted our review in accordance with the Standard on Review Engagement (SRE) 2400, *Engagements to Review Financial Statements* issued by the Institute of Chartered Accountants of India. This standard requires that we plan and perform the review to obtain moderate assurance as to whether the financial statements are free of material misstatement. A review is limited primarily to inquiries of company personnel and analytical procedures applied to financial data and thus provides less assurance than an audit. We have not performed an audit and accordingly, we do not express an audit opinion.

Based on our review conducted as above, nothing has come to our attention that causes us to believe that the accompanying statement of unaudited financial results prepared in accordance with applicable accounting standards and other recognised accounting practices and policies has not disclosed the information required to be disclosed in terms of Clause 41 of the Listing Agreement including the manner in which it is to be disclosed, or that it contains any material misstatement.

For P. Murali & Co.
Chartered Accountants



(M.V. Joshi)
Partner
M. No.24784

Place: Hyderabad
Date : 12-05-2011