



JK Cement LTD.

Phone : +91-512-2371478 to 81
Fax (Office) : +91-512-2399854
Telefax (Direct) : +91-512-2332665
E-mail : shambhu.singh@jkcement.com
Website : www.jkcement.com

Registered & Corporate Office :
Kamla Tower, Kanpur-208 001 (U.P.) INDIA

CIN: L17229UP1994PLC017199

ISO 9001:2000 & ISO 14001 CERTIFIED COMPANY

Re: JKCL/CS/2017-18/35/47/Takeover/

Date: 01/09/2017

To,

The Bombay Stock Exchange Ltd.,
Corporate Relationship Deptt.
1st floor New Trading Ring,
Rotunda Building, Phiroze Jeejeebhoy Towers,
Dalal Street, Fort,
MUMBAI-400001
Fax No.:022-2272 3121/2272 2037/2272 2041
2272 2061/2272 2039/2272 3719
Kind Attn: Mr. Sydney Miranda (AGM)
Scrip Code: 532644 (ISIN. INE823G01014)

Through: Online

National Stock Exchange of India Ltd.
Exchange Plaza, Bandra- Kurla Complex,
Bandra (E)
MUMBAI-400051
Fax No.022-26598237/38/26598347/48/26598120
Kind Attn: Mr. Hari K. (Asstt. V.P.)
Scrip Code: JK Cement (ISIN. INE 823G01014)

Dear Sirs

Sub: Report under Regulation 10(5) of the SEBI (Substantial Acquisition of Shares and Takeovers) Regulations, 2011

Please find herewith Disclosure under Regulation 10(5) of the SEBI (Substantial Acquisition of Shares and Takeovers) Regulation, 2011 as amended (the 'SEBI SAST Regulations') received from M/s Yadu International Limited (Acquirer) in respect of acquisition of shares of the Company.

Please note that the attached Disclosure has already been filed today by the Acquirers with a copy to the Company.

Kindly acknowledge the same and request to take the same on record.

Yours faithfully,
For J.K. Cement Ltd.

(Shambhu Singh)
Asst. Vice President & Company Secretary.

Encls: As Above



J. K. Cement Works, Nimbahera
J. K. Cement Works, Mangrol
J. K. Cement Works, Gotan
J. K. Cement Works, Muddapur

J. K. Cement Works, Jharli
J. K. White Cement Works, Gotan
J. K. White, Katni
J. K. Power, Bamania



Yadu

INTERNATIONAL LTD.

01.09.2017

The Bombay Stock Exchange Ltd.
Corporate Relationship Deptt.
1st Floor, New Trading Ring,
Rotunga Building,
P.J. Towers,
Dalal Street, Fort,
Mumbai – 400 001

The National Stock Exchange Ltd.
Exchange Plaza,
Bandra Kurla Complex
Bandra (E)
Mumbai – 400 051

The Company Secretary,
J.K. Cement Ltd.
Kamla Tower
Kanpur.

Re : Disclosures under Regulation 10(5) of SEBI (Substantial Acquisition of Shares And Takeovers) Regulations, 2011.

Name of the Target Company : J.K. Cement Ltd.
Scrip Code- NSE:JKCEMENT; BSE-532644

Dear Sir,
Pursuant to the provision of Regulation 10(5) read with Regulation 10(1)(a)(ii) of the SEBI (Substantial Acquisition of Shares And Takeovers) Regulations, 2011, we are hereby sending, a disclosure of details of proposed acquisition (inter-se transfer) of 2,50,000 equity shares of Rs. 10/- each of the company by us between 8th September, 2017 to 15th September, 2017 in one or more trenches , in prescribed form.

Thanking you,

Yours faithfully,
For Yadu International Limited



Director/ Authorised Signatory


Encl : As above.

CIN : U36993UP1995PLC017694 E-mail : taxation@jkcement.com

Regd. Office : Kamla Tower, Kanpur-208 001 INDIA • Phone : 91-512-2371478-79 • Fax : 91-512-2347682


Format for Disclosures under Regulation 10(5) –Report to Stock Exchanges in respect of any acquisition made in reliance upon exemption provided for in Regulation 10 of SEBI (Substantial Acquisition of Shares and Takeovers) Regulations, 2011


1.	Name of the Target Company (TC)	J. K. CEMENT LIMITED
2.	Name of the acquirer(s)	YADU INTERNATIONAL LIMITED
3.	Whether the acquirer(s) is/ are promoters of the TC prior to the transaction. If not, nature of relationship or association with the TC or its promoters	YES
4.	Details of the proposed acquisition -	
	a. Name of the person(s) from whom shares are to be acquired	Shri Yadupati Singhania J. K. Traders Ltd.
	b. Proposed date of acquisition	From 08.09.2017 to 15.09..2017 (In one or more trenches)
	c. Number of shares to be acquired from each person mentioned in 4(a) above	Shri Yadupati Singhania-2,20,000 J. K. Traders Ltd.-30,000
	d. Total shares to be acquired as % of share capital of TC	2,50,000 Equity Shares 0.36 % of Total shares
	e. Price at which shares are proposed to be acquired	Not to be higher than Rs. 1245.84/-
	f. Rationale, if any, for the proposed transfer	Consolidation of holding by main promoter company
5.	Relevant sub-clause of regulation 10(1)(a) under regulation under which the which the acquirer is exempted from making open offer	10(1)(a)(ii)
6.	If, frequently traded, volume weighted average market price for a period of 60 trading days preceding the date of issuance of this notice as traded on the stock exchange where the maximum volume of trading in the shares of the TC are recorded during such period.	Rs. 996.67/-
7.	If in-frequently traded, the price as determined in terms of clause (e) of sub-regulation (2) of regulation 8.	NOT APPLICABLE
8.	Declaration by the acquirer, that the acquisition price would not be higher by more than 25% of the price computed in point 6 or point 7 as applicable.	ATTACHED AS ANNEXURE-2



9.	i. Declaration by the acquirer, that the transferor and transferee have complied (during 3 years prior to the date of proposed acquisition) / will comply with applicable disclosure requirements in Chapter V of the Takeover Regulations, 2011 (corresponding provisions of the repealed Takeover Regulations, 1997)	ATTACHED AS ANNEXURE-2			
	ii. The aforesaid disclosures made during previous 3 years prior to the date of proposed acquisition to be furnished.	ATTACHED AS PART OF ANNEXURE-2			
10.	Declaration by the acquirer that all the conditions specified under regulation 10(1)(a) with respect to exemptions has been duly complied with.	ATTACHED AS ANNEXURE-2			
11.	Shareholding details	Before the proposed Transaction		After the proposed Transaction	
		No. of Shares/ Voting Rights	% w.r.t total share capital of TC	No. of shares/ Voting Rights	% w.r.t Total Share capital of TC
	Acquirer(s) and PACs (other than sellers) * (List showing shareholding of each entity is enclosed herewith as Annexure-1)	3,23,71,119	46.29	3,26,21,119	46.65
	a				
	b Seller (s)	1,24,95,452	17.87	1,20,95,452	17.51

For Yadu International Limited


Director/ Authorised Signatory



Place : Kanpur
Date : 01/09/2017

Note:

- (*) Shareholding of each entity may be shown separately and then collectively in a group.
- The above disclosure shall be signed by the acquirer mentioning date & place. In case, there is more than one acquirer, the report shall be signed either by all the persons or by a person duly authorized to do so on behalf of all the acquirers.

J. K .CEMENT LIMITED

Statement showing shareholding of Persons belonging to the Category
Promoters, Promoters Group & Persons acting in concert with promoters

Sl. No.	Name of the shareholder	Before the Proposed Transaction		After the Proposed Transaction	
		No. of Shares	% w.r.t total share capital of TC	No. of Shares	% w.r.t total share capital of TC
Promoters					
1	GAUR HARI SINGHANIA (expired on 4.2.2015)	20	0.000	20	0.000
	VASANTLAL D.MEHTA				
	RAGHUBIR PRASAD SINGHANIA				
2	YADUPATI SINGHANIA	12284198	17.567	12064198	17.252
3	YADU INTERNATIONAL LTD.	29949518	42.829	30199518	43.187
Promoter Group					
4	G.H.SECURITIES PVT.LTD. (Under liquidation)	20		20	
5	J. K. TRADERS LTD.	211254	0.302	181254	0.259
6	YADU SECURITIES PVT.LTD. (Under liquidation)	40		40	
7	KALPANA SINGHANIA	4263	0.006	4263	0.006
8	KAVITA Y. SINGHANIA	1305452	1.866	1305452	1.866
9	MANORAMA DEVI SINGHANIA	31465	0.044	31465	0.044
10	ABHISHEK SINGHANIA	58994	0.084	58994	0.084
11	NIDHIPATI SINGHANIA	33428	0.047	33428	0.047
12	RAMAPATI SINGHANIA	49662	0.071	49662	0.071
13	SUSHILA DEVI SINGHANIA	920957	1.317	920957	1.317
14	RAGHAVPAT SINGHANIA	210		210	
15	MADHAV KRISHNA SINGHANIA	210		210	
Persons Acting in Concert					
16	AJAY KUMAR SARAOGI	3340	0.004	3340	0.004
17	AMRITA SARAOGI	3000	0.004	3000	0.004
18	ANIL KUMAR AGRAWAL	3940	0.005	3940	0.005
19	RADHA RANI KHANDELWAL jointly With KAILASH NATH KHANDELWAL	500	0.001	500	0.001
20	PRASHANT SETH	20		20	
21	PUSHPA SARAOGI	5040	0.007	5040	0.007
22	KAILASH NATH KHANDELWAL jointly With RADHA RANI KHANDELWAL	1000	0.001	1000	0.001
23	SATISH KUMAR AGRAWAL	40		40	
	Total	44866571	64.161	44866571	64.161

Place: Kanpur
Date:01.09.2017

For Yadu International Ltd.

Authorised Signatory



Yadu

INTERNATIONAL LTD.

DECLARATION

(In connection with Disclosures under Regulation 10(5) of SEBI (Substantial Acquisition of Shares and Takeovers) Regulations, 2011

We, Yadu International Limited, the Acquirer, hereby declare that-

1. the acquisition price would not be higher by more than 25% of the price computed in point 6;
2. i. the transferor and transferee have complied (during 3 years prior to the date of proposed acquisition) / will comply with applicable disclosure requirements in Chapter V of the Takeover Regulations, 2011;
ii. the aforesaid disclosures made during previous 3 years prior to the date of proposed acquisition are annexed herewith i.e. Shareholding Pattern as on 30.06.2017, 30.06.2016, 30.06.2015 and 30.06.2014; and
3. all the conditions specified un-der regulation 10(1)(a) with respect to exemptions has been duly complied with.

For Yadu International Limited

M. S. S.

Director/Authorised Signatory



Shareholding Pattern

J.K.CEMENT LTD.

Scrip Code : 532644

Quarter ending : June 2016

Summary statement holding of specified securities

Category of shareholder	Nos. of shareholders	No. of fully paid up equity shares held	Total nos. shares held	Shareholding as a % of total no. of shares (calculated as per SCRR, 1957)As a % of (A+B+C2)	Number of equity shares held in dematerialized form
(A) Promoter & Promoter Group	23	4,68,66,571	4,68,66,571	67.02	4,68,66,451
(B) Public	81,871	2,30,60,679	2,30,60,679	32.98	2,24,86,086
(C1) Shares underlying DRs				0.00	
(C2) Shares held by Employee Trust				0.00	
(C) Non Promoter- Non Public				0.00	
Grand Total	81,894	6,99,27,250	6,99,27,250	100.00	6,93,52,537

Note: C=C1+C2
Grand Total=A+B+C

[Click here for "Statement showing shareholding pattern of the Promoter and Promoter Group"](#)

[Click here for Statement showing shareholding pattern of the Public shareholder](#)

[Click here for Statement showing shareholding pattern of the Non Promoter- Non Public shareholder](#)

[Click here for Details of Disclosure by Trading Members \(TM\) holding 1% or more of the Total No. of Shares.](#)





Shareholding Pattern

J.K.CEMENT LTD.

Scrip Code : 532644

Quarter Ending : June 2016

Statement showing shareholding pattern of the Promoter and Promoter Group

Category of shareholder	Nos. of shareholders	No. of fully paid up equity shares held	Total nos. shares held	Shareholding as a % of total no. of shares (calculated as per SCRR, 1957)As a % of (A+B+C2)	Number of equity shares held in dematerialized form
A1) Indian				0.00	
Individuals/Hindu undivided Family	8	1,44,62,450	1,44,62,450	20.68	1,44,62,430
Gaur Hari Singhania Jointly with Vasantlal D.Mehta &Raghubir Prasad Singhania	1	20	20	0.00	
Gaur Hari Yadupati Singhania	1	8,196	8,196	0.01	8,196
Yadupati Singhania	1	1,42,76,002	1,42,76,002	20.42	1,42,76,002
Kalpana Singhania	1	4,263	4,263	0.01	4,263
Manorama Devi Singhania	1	31,465	31,465	0.04	31,465
Nidhipati Singhania	1	33,848	33,848	0.05	33,848
Ramapati Singhania	1	49,662	49,662	0.07	49,662
Abhishek Singhania	1	58,994	58,994	0.08	58,994
Any Other (specify)	15	3,24,04,121	3,24,04,121	46.34	3,24,04,021
Juggilal Kamapat Holding Limited	1	72,94,418	72,94,418	10.43	72,94,418
Yadu International Ltd.	1	2,26,55,100	2,26,55,100	32.40	2,26,55,060
J.K.Traders Ltd.	1	2,11,254	2,11,254	0.30	2,11,254
G.H.Securities Pvt.Ltd.	1	20	20	0.00	
Yadu Securities Pvt.Ltd.	1	40	40	0.00	
Sushila Devi Singhania	1	9,20,957	9,20,957	1.32	9,20,957
Kavita Y Singhania	1	13,05,452	13,05,452	1.87	13,05,452
Kailash Nath Khandelwal Jointly with Radha Rani Khandelwal	1	1,000	1,000	0.00	1,000
Radha Rani Khandelwal Jointly with Kailash Nath Khandelwal	1	500	500	0.00	500
Ajay Kumar Saraogi	1	3,340	3,340	0.00	3,340
Pushpa Saraogi	1	5,040	5,040	0.01	5,040
Amrita Saraogi	1	3,000	3,000	0.00	3,000
Anil Kumar Agrawal	1	3,940	3,940	0.01	3,940
Prashant Seth	1	20	20	0.00	20
Satish Kumar Agarwal	1	40	40	0.00	40

Shareholding Pattern

J.K.CEMENT LTD.

Security Code : 532644
Date Begin : 01 Apr 2015

Quarter Ending : June 2015
Date End : 30 Jun 2015

Partly paid-up shares	No. of partly paid-up shares	As a % of total no. of partly paid-up shares	As a % of total no. of shares of the company	
Held by promoter/promoter group	0	0.00		0.00
held by public	0	0.00		0.00
Total	0	0.00		0.00
Outstanding convertible securities	No. of outstanding securities	As a % of total no. of outstanding convertible securities	As a % of total no. of shares of the company assuming full conversion of the convertible securities	
Held by promoter/promoter group	0	0.00		0.00
held by public	0	0.00		0.00
Total	0	0.00		0.00
Warrants	No. of warrant	As a % of total no. of warrants	As a % of total no. of shares of the company assuming full conversion of warrants	
Held by promoter/promoter group	0	0.00		0.00
held by public	0	0.00		0.00
Total	0	0.00		0.00
Total Paid-up capital of the company assuming full conversion of warrants and convertible securities	69927250			

Category of Shareholder	No. of Shareholders	Total No. of Shares	Total No. of Shares held in Dematerialized Form	Total Shareholding as a % of Total No. of Shares		Shares pledged or otherwise encumbered	
				As a % of (A+B)	As a % of (A+B+C)	Number of shares	As a % of Total No. of Shares

(A) Shareholding of Promoter and Promoter Group**(1) Indian**

Individuals / Hindu Undivided Family	12	16688859	16688839	23.87	23.87	0	0.00
Bodies Corporate	7	30094880	30094780	43.04	43.04	0	0.00
Any Others (Specify)	8	15880	15880	0.02	0.02	0	0.00
Others	8	15880	15880	0.02	0.02	0	0.00
Sub Total	27	46799619	46799499	66.93	66.93	0	0.00

(2) Foreign

Total shareholding of Promoter and Promoter Group (A)	27	46799619	46799499	66.93	66.93	0	0.00
--	-----------	-----------------	-----------------	--------------	--------------	----------	-------------

(B) Public Shareholding**(1) Institutions**

Mutual Funds / UTI	75	6015226	5991417	8.60	8.60	0	0.00
Financial Institutions / Banks	105	11325	5793	0.02	0.02	0	0.00
Insurance Companies	4	766609	766599	1.10	1.10	0	0.00

nominal share capital in excess of Rs. 1 lakh

Any Others (Specify)	153	180860	145030	0.26	0.26	0	0.00
Trusts	12	2249	712	0.00	0.00	0	0.00
Escrow Account	1	160	160	0.00	0.00	0	0.00
Societies	4	116404	82606	0.17	0.17	0	0.00
Clearing Members	130	17235	17235	0.02	0.02	0	0.00
Overseas Corporate Bodies	6	44812	44317	0.06	0.06	0	0.00
Sub Total	83852	8677254	8147294	12.41	12.41	0	0.00
Total Public shareholding (B)	84111	23127631	22543248	33.07	33.07	0	0.00
Total (A)+(B)	84138	69927250	69342747	100.00	100.00	0	0.00
(C) Shares held by Custodians and against which Depository Receipts have been issued	0	0	0	0.00	0.00	0	0.00
(1)	0	0	0	0.00	0.00	0	0.00
(2)	0	0	0	0.00	0.00	0	0.00
Sub Total	0	0	0	0.00	0.00	0	0.00
Total (A)+(B)+(C)	84138	69927250	69342747	0.00	100.00	0	0.00

Notes:

1. For determining public shareholding for the purpose of Clause 40A
2. For definitions of Promoter and Promoter Group, refer to Clause 40A.
3. Public shareholding

Click here for Shareholding belonging to the category "Promoter and Promoter Group"

Click here for Shareholding belonging to the category "Public" and holding more than 1% of the Total No. of Shares


Click here for Shareholding belonging to the category "Public" and holding more than 5% of the Total No. of Shares

Click here for Details of Locked-in Shares

Click here for Details of Depository Receipts (DRs)

Click here for Holding of Depository Receipts (DRs), where underlying shares held by 'promoter/promoter group' are in excess of 1% of the total number of shares.

Click here for Details of Disclosure by Trading Members (TM) holding 1% or more of the Total No. of Shares.





Shareholding Pattern

J K CEMENT LTD

Scrip Code : 532644

Quarter ending : June 2015

Shareholding of securities (including shares, warrants, convertible securities) of persons belonging to the category Promoter and Promoter Group

Sl.No.	Name of the Shareholder	Details of Shares held		Encumbered shares (*)		Details of warrants		Details of convertible securities		Total shares (including underlying shares assuming full conversion of warrants and convertible securities) as a % of diluted share capital	
		No. of Shares held	As a % of grand total (A)+ (B)+ (C)	No	As a percentage	As a % of grand total (A)+ (B)+ (C) of sub-clause (I)(a)	Number of warrants held	As a % total number of warrants of the same class	Number of convertible securities held		As a % total number of convertible securities of the same class
1	Gaur Hari Singhania jointly with Vasantlal D.Mehta & Raghbir Prasad Singhania	20	0.00	0	0.00	0.00	0	0.00	0	0.00	0.00
2	Gaur Hari Yadupati Singhania	8,196	0.01	0	0.00	0.00	0	0.00	0	0.00	0.01
3	Sushila Devi Singhania	9,20,957	1.32	0	0.00	0.00	0	0.00	0	0.00	1.32
4	Yadupati Singhania	1,42,72,160	20.41	0	0.00	0.00	0	0.00	0	0.00	20.41
5	Yadupati Singhania	7,683	0.01	0	0.00	0.00	0	0.00	0	0.00	0.01
6	Kalpna Singhania	4,263	0.01	0	0.00	0.00	0	0.00	0	0.00	0.01
7	Kavita Y Singhania	13,01,611	1.86	0	0.00	0.00	0	0.00	0	0.00	1.86
8	Manorama Devi Singhania	60,088	0.09	0	0.00	0.00	0	0.00	0	0.00	0.09
9	Nidhipati Singhania	33,848	0.05	0	0.00	0.00	0	0.00	0	0.00	0.05
10	Ramapati Singhania	47,624	0.07	0	0.00	0.00	0	0.00	0	0.00	0.07
11	Ramapati Singhania	2,038	0.00	0	0.00	0.00	0	0.00	0	0.00	0.00
12	Abhishek Singhania	30,371	0.04	0	0.00	0.00	0	0.00	0	0.00	0.04
13	J.K.Traders Ltd.	2,11,254	0.30	0	0.00	0.00	0	0.00	0	0.00	0.30
14	J.K.Cotton Spg. & Wvg. Mills Co.Ltd.	48	0.00	0	0.00	0.00	0	0.00	0	0.00	0.00
15	Juggilal Kamlatpat Holding Limited	72,28,418	10.34	0	0.00	0.00	0	0.00	0	0.00	10.34
16	M/S G.H.Securities Pvt.Ltd.	20	0.00	0	0.00	0.00	0	0.00	0	0.00	0.00
17	Yadu International Ltd.	2,26,55,060	32.40	0	0.00	0.00	0	0.00	0	0.00	32.40
18	Yadu International Ltd.	40	0.00	0	0.00	0.00	0	0.00	0	0.00	0.00
19	Yadu Securities Pvt.Ltd.	40	0.00	0	0.00	0.00	0	0.00	0	0.00	0.00
20	Ajay Kumar Saraogi	3,340	0.00	0	0.00	0.00	0	0.00	0	0.00	0.00
21	Amrita Saraogi	2,000	0.00	0	0.00	0.00	0	0.00	0	0.00	0.00
22	Anil Kumar Agrawal	3,940	0.01	0	0.00	0.00	0	0.00	0	0.00	0.01
23	Kailash Nath Khandelwal jointly with Radha Rani Khandelwal	1,000	0.00	0	0.00	0.00	0	0.00	0	0.00	0.00

Shareholding Pattern

J.K.CEMENT LTD.

Security Code : 532644
Date Begin : 01 Apr 2014

Quarter Ending : June 2014
Date End : 30 Jun 2014

Partly paid-up shares	No. of partly paid-up shares	As a % of total no. of partly paid-up shares	As a % of total no. of shares of the company	
Held by promoter/promoter group	0	0.00	0.00	
held by public	0	0.00	0.00	
Total	0	0.00	0.00	
Outstanding convertible securities	No. of outstanding securities	As a % of total no. of outstanding convertible securities	As a % of total no. of shares of the company assuming full conversion of the convertible securities	
Held by promoter/promoter group	0	0.00	0.00	
held by public	0	0.00	0.00	
Total	0	0.00	0.00	
Warrants	No. of warrant	As a % of total no. of warrants	As a % of total no. of shares of the company assuming full conversion of warrants	
Held by promoter/promoter group	0	0.00	0.00	
held by public	0	0.00	0.00	
Total	0	0.00	0.00	
Total Paid-up capital of the company assuming full conversion of warrants and convertible securities	69927250			

Category of Shareholder	No. of Shareholders	Total No. of Shares	Total No. of Shares held in Dematerialized Form	Total Shareholding as a % of Total No. of Shares		Shares pledged or otherwise encumbered	Number of shares	As a % of Total No. of Shares
				As a % of (A+B)	As a % of (A+B+C)			
(A) Shareholding of Promoter and Promoter Group								
(1) Indian								
Individuals / Hindu Undivided Family	14	16688859	16688839	23.87	23.87	0	0.00	
Bodies Corporate	7	30094880	30094780	43.04	43.04	0	0.00	
Any Others (Specify)	8	17880	17880	0.03	0.03	0	0.00	
Persons Acting in Concert	8	17880	17880	0.03	0.03	0	0.00	
Sub Total	29	46801619	46801499	66.93	66.93	0	0.00	
(2) Foreign								
Total shareholding of Promoter and Promoter Group (A)	29	46801619	46801499	66.93	66.93	0	0.00	

(B) Public Shareholding**(1) Institutions**

Mutual Funds / UTI	45	5395694	5371885	7.72	7.72	0	0.00	
Financial Institutions / Banks	105	11423	5891	0.02	0.02	0	0.00	
Insurance Companies	3	783354	783344	1.12	1.12	0	0.00	
Financial Institutions / Banks	50	2270000	2251000	12.04	12.04	0	0.00	

nominal share capital in excess of Rs. 1 lakh

Any Others (Specify)	150	208299	172469	0.30	0.30	0	0.00
Trusts	12	21509	19972	0.03	0.03	0	0.00
Escrow Account	1	160	160	0.00	0.00	0	0.00
Societies	4	119004	85206	0.17	0.17	0	0.00
Clearing Members	131	67131	67131	0.10	0.10	0	0.00
Foreign Corporate Bodies	2	495	0	0.00	0.00	0	0.00
Sub Total	85227	7959064	7408235	11.38	11.38	0	0.00
Total Public shareholding (B)	85432	23125631	22520379	33.07	33.07	0	0.00
Total (A)+(B)	85461	69927250	69321878	100.00	100.00	0	0.00
(C) Shares held by Custodians and against which Depository Receipts have been issued	0	0	0	0.00	0.00	0	0.00
(1)	0	0	0	0.00	0.00	0	0.00
(2)	0	0	0	0.00	0.00	0	0.00
Sub Total	0	0	0	0.00	0.00	0	0.00
Total (A)+(B)+(C)	85461	69927250	69321878	0.00	100.00	0	0.00

Notes:

1. For determining public shareholding for the purpose of Clause 40A
2. For definitions of Promoter and Promoter Group, refer to Clause 40A.
3. Public shareholding

Shambhu Singh
Sr General Manager (Legal) & Company Secretary

[Click here for Shareholding belonging to the category "Promoter and Promoter Group"](#)

[Click here for Shareholding belonging to the category "Public" and holding more than 1% of the Total No. of Shares](#)


[Click here for Shareholding belonging to the category "Public" and holding more than 5% of the Total No. of Shares](#)

[Click here for Details of Locked-in Shares](#)

[Click here for Details of Depository Receipts \(DRs\)](#)

[Click here for Holding of Depository Receipts \(DRs\), where underlying shares held by 'promoter/promoter group' are in excess of 1% of the total number of shares.](#)

[Click here for Details of Disclosure by Trading Members \(TM\) holding 1% or more of the Total No. of Shares.](#)





Shareholding Pattern

J K CEMENT LTD

Scrip Code : 532644

Quarter ending : June 2014

Shareholding of securities (including shares, warrants, convertible securities) of persons belonging to the category Promoter and Promoter Group

Sl.No.	Name of the Shareholder	Details of Shares held		Encumbered shares (*)		Details of warrants		Details of convertible securities		Total shares (including underlying shares assuming full conversion of warrants and convertible securities) as a % of diluted share capital	
		No. of Shares held	As a % of grand total (A)+ (B)+ (C)	No	As a percentage	As a % of grand total (A)+ (B)+ (C) of sub-clause (b)(a)	Number of warrants held	As a % total number of warrants of the same class	Number of convertible securities held		As a % total number of convertible securities of the same class
1	Gaur Hari Singhania	20	0.00	0	0.00	0.00	0	0.00	0	0.00	0.00
2	Gaur Hari Singhania	10,33,757	1.48	0	0.00	0.00	0	0.00	0	0.00	0.00
3	Gaur Hari Yadupati Singhania	8,196	0.01	0	0.00	0.00	0	0.00	0	0.00	0.00
4	Yadupati Singhania	1,32,38,403	18.93	0	0.00	0.00	0	0.00	0	0.00	0.00
5	Yadupati Singhania	7,683	0.01	0	0.00	0.00	0	0.00	0	0.00	0.00
6	Govind Hari Singhania	28,623	0.04	0	0.00	0.00	0	0.00	0	0.00	0.00
7	Kalpana Singhania	4,263	0.01	0	0.00	0.00	0	0.00	0	0.00	0.00
8	Kavita Y Singhania	13,01,611	1.86	0	0.00	0.00	0	0.00	0	0.00	0.00
9	Manorama Devi Singhania	31,465	0.04	0	0.00	0.00	0	0.00	0	0.00	0.00
10	Nidhipati Singhania	33,848	0.05	0	0.00	0.00	0	0.00	0	0.00	0.00
11	Ramapati Singhania	47,624	0.07	0	0.00	0.00	0	0.00	0	0.00	0.00
12	Ramapati Singhania	2,038	0.00	0	0.00	0.00	0	0.00	0	0.00	0.00
13	Sushila Devi Singhania	9,20,957	1.32	0	0.00	0.00	0	0.00	0	0.00	0.00
14	Abhishek Singhania	30,371	0.04	0	0.00	0.00	0	0.00	0	0.00	0.00
15	J.K.Traders Ltd.	2,11,254	0.30	0	0.00	0.00	0	0.00	0	0.00	0.00
16	J.K.Cotton Spg. & Wvg. Mills Co.Ltd.	48	0.00	0	0.00	0.00	0	0.00	0	0.00	0.00
17	Juggilal Kamlapat Holding Limited	72,28,418	10.34	0	0.00	0.00	0	0.00	0	0.00	0.00
18	M/S G.H.Securities Pvt.Ltd.	20	0.00	0	0.00	0.00	0	0.00	0	0.00	0.00
19	Yadu International Ltd.	2,26,55,060	32.40	0	0.00	0.00	0	0.00	0	0.00	0.00
20	Yadu International Ltd.	40	0.00	0	0.00	0.00	0	0.00	0	0.00	0.00
21	Yadu Securities Pvt.Ltd.	40	0.00	0	0.00	0.00	0	0.00	0	0.00	0.00
22	Ajay Kumar Saraogi	3,340	0.00	0	0.00	0.00	0	0.00	0	0.00	0.00
23	Amrita Saraogi	4,000	0.01	0	0.00	0.00	0	0.00	0	0.00	0.00
24	Anil Kumar Agrawal	3,940	0.01	0	0.00	0.00	0	0.00	0	0.00	0.00
25	Kailash Nath	1,000	0.00	0	0.00	0.00	0	0.00	0	0.00	0.00



Shareholding Pattern

J.K.CEMENT LTD.

Scrip Code : 532644

Quarter ending : June 2017

Summary statement holding of specified securities

Category of shareholder	Nos. of shareholders	No. of fully paid up equity shares held	Total nos. shares held	Shareholding as a % of total no. of shares (calculated as per SCRR, 1957)As a % of (A+B+C2)	Number of equity shares held in dematerialized form
(A) Promoter & Promoter Group	23	4,48,66,571	4,48,66,571	64.16	4,48,66,451
(B) Public	82,526	2,50,60,679	2,50,60,679	35.84	2,45,03,751
(C1) Shares underlying DRs				0.00	
(C2) Shares held by Employee Trust				0.00	
(C) Non Promoter- Non Public				0.00	
Grand Total	82,549	6,99,27,250	6,99,27,250	100.00	6,93,70,202

Note: C=C1+C2


Grand Total=A+B+C

[Click here for "Statement showing shareholding pattern of the Promoter and Promoter Group"](#)

[Click here for Statement showing shareholding pattern of the Public shareholder](#)

[Click here for Statement showing shareholding pattern of the Non Promoter- Non Public shareholder](#)

[Click here for Details of Disclosure by Trading Members \(TM\) holding 1% or more of the Total No. of Shares.](#)





Shareholding Pattern

J.K.CEMENT LTD.

Scrip Code : 532644

Quarter Ending : June 2017

Statement showing shareholding pattern of the Promoter and Promoter Group

Category of shareholder	Nos. of shareholders	No. of fully paid up equity shares held	Total nos. shares held	Shareholding as a % of total no. of shares (calculated as per SCRR, 1957) As a % of (A+B+C2)	Number of equity shares held in dematerialized form
A1) Indian				0.00	
Individuals/Hindu undivided Family	11	1,46,88,859	1,46,88,859	21.01	1,46,88,839
Sushila Devi Singhania	1	9,20,957	9,20,957	1.32	9,20,957
Gaur Hari Singhania Jointly with Vasantlal D.Mehta &Raghubir Prasad Singhania	1	20	20	0.00	
Yadupati Singhania	1	1,22,84,198	1,22,84,198	17.57	1,22,84,198
Kavita Y Singhania	1	13,05,452	13,05,452	1.87	13,05,452
Kalpana Singhania	1	4,263	4,263	0.01	4,263
Manorama Devi Singhania	1	31,465	31,465	0.04	31,465
Nidhipati Singhania	1	33,428	33,428	0.05	33,428
Ramapati Singhania	1	49,662	49,662	0.07	49,662
Abhishek Singhania	1	58,994	58,994	0.08	58,994
Madhav Krishna Singhania	1	210	210	0.00	210
Raghavpat Singhania	1	210	210	0.00	210
Any Other (specify)	12	3,01,77,712	3,01,77,712	43.16	3,01,77,612
Kailash Nath Khandelwal Jointly with Radha Rani Khandelwal	1	1,000	1,000	0.00	1,000
Radha Rani Khandelwal Jointly with Kailash Nath Khandelwal	1	500	500	0.00	500
Yadu International Ltd.	1	2,99,49,518	2,99,49,518	42.83	2,99,49,478
J.K.Traders Ltd.	1	2,11,254	2,11,254	0.30	2,11,254
G.H.Securities Pvt.Ltd.	1	20	20	0.00	
Yadu Securities Pvt.Ltd.	1	40	40	0.00	
Ajay Kumar Saraogi	1	3,340	3,340	0.00	3,340
Pushpa Saraogi	1	5,040	5,040	0.01	5,040
Amrita Saraogi	1	3,000	3,000	0.00	3,000
Anil Kumar Agrawal	1	3,940	3,940	0.01	3,940
Prashant Seth	1	20	20	0.00	20
Satish Kumar Agarwal	1	40	40	0.00	40