



MADHAV MARBLES & GRANITES LIMITED

Regd. Office: 11- A, Charak Marg, Ambamata Scheme, Udaipur (Raj.) 313 001
Phone: 91-294-2430200, 2434445, Fax: 91-294-2430400,

E-mail: madhavnorth@madhavmarbles.com, investormmgl@gmail.com
CIN: L14101RJ1989PLC004903, Web: www.madhavmarbles.com

May 28, 2016

To
The Manager,
Listing Department
National Stock Exchange of India Ltd.,
5th Floor Exchange Plaza, Bandra Kurla Complex,
Bandra (E),
Mumbai - 400 051

Sub: Outcome of Board Meeting

Dear Sir,

We are pleased to inform you that the meeting of the Board of Directors of the Company held on May 28, 2016, *inter alia*, considered and approved the following matters:

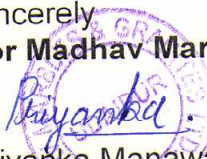
1. Considered and approved the Audited financial results for the quarter and year ended March 31, 2016
2. The Board has recommended Dividend of 10% i.e Re. one per share on Equity Shares for the year ended 2015-2016.
3. Considered and approved the notice for convening the Twenty Seventh Annual General Meeting. It will be held on Saturday, August 13, 2016.
4. Approved Directors' Report to the members of the Company for the year 2015-2016.

Enclosed herewith:

1. Audited results and Segment Report for quarter and year ended March 31, 2016.
2. Audited Statement of Assets and Liabilities for year ended March 31, 2016
3. Auditors Report

Thanking you,

Sincerely
For Madhav Marbles & Granites Ltd.,



Priyanka Manawat
Company Secretary

MADHAV MARBLES AND GRANITES LIMITED

CIN:L14101RJ1989PLC004903, Web: www.madhavmarbles.com, Mail: investor.relations@madhavmarbles.com
 Address: 11-A, CHARAK MARG, AMBAMATA SCHEME, UDAIPUR - 313001

Statement of Audited Results for the quarter and year ended March 31, 2016

Particulars	Quarter Ended				Year Ended	
	31.03.2016	31.12.2015	31.03.2015	31.03.2015	31.03.2016	31.03.2015
	Audited	Un-audited	Audited	Audited	Audited	Audited
	Refer Note 2					
1	Income from operations					
	(a) Net Sales/Income from Operations (Net of Excise Duty)	2317.69	1508.55	2333.57	7887.78	9030.54
	(b) Other Operating Income	0.00	0.00	67.12	0.00	67.12
	Total income from operations (net)	2317.69	1508.55	2400.69	7887.78	9097.66
2	Expenses					
	(a) Cost of materials consumed	906.71	733.14	929.45	3478.90	3661.24
	(b) Manufacturing Expenses	270.19	394.27	404.60	1617.89	1821.89
	(c) Purchases of stock-in-trade	214.35	136.40	170.64	517.31	578.16
	(d) Changes in inventories of finished goods work in progress and stock in Trade	194.14	-146.00	113.03	-111.10	266.76
	(e) Employee benefits expense	286.82	242.15	279.18	934.68	846.32
	(f) Depreciation and amortisation expense	51.75	70.39	-74.02	250.49	322.97
	(g) Other expenses	277.87	147.49	261.76	721.56	743.80
	Total Expenses	2201.82	1577.84	2084.64	7409.73	8241.14
3	Profit/(Loss) from operations before Other Income, Finance Costs and Exceptional items	115.87	-69.29	316.05	478.05	856.52



Shobhosh

4	Other Income	96.74	92.46	31.01	375.86	241.25
5	Profit/(Loss) from ordinary activities before Finance Costs and Exceptional items	212.61	23.17	347.06	853.91	1097.77
6	Finance Costs	4.60	13.74	0.91	48.40	0.91
7	Profit from ordinary activities after Finance costs but before exceptional items	208.01	9.43	346.15	805.51	1096.86
8	Exceptional Items	0.00	0.00	0.00	0.00	0.00
9	Profit from ordinary activities before tax	208.01	9.43	346.15	805.51	1096.86
10	Tax expense	-68.29	1.83	111.77	47.49	311.47
11	Net profit from ordinary activities after tax	276.30	7.60	234.38	758.02	785.39
12	Extraordinary items (net of tax expense Rs. NIL Lakhs)	0.00	0.00	0.00	0.00	0.00
13	Net Profit for the period	276.30	7.60	234.38	758.02	785.39
14	Paid up Equity Share Capital(Face value of Rs. 10 each)	894.70	894.70	894.70	894.70	894.70
15	Reserves excluding revaluation reserves as per Balance sheet of previous accounting year	-	-	-	10931.58	10200.26



16	Earnings Per Share (before extraordinary items) (of Rs. 10 each)(not annualized)					
	a) Basic	3.09	0.08	2.62	8.47	8.78
	b) Diluted	3.09	0.08	2.62	8.47	8.78
	Earnings Per Share (after extraordinary items) (of Rs. 10 each)(not annualized)					
	a) Basic	3.09	0.08	2.62	8.47	8.78
	b) Diluted	3.09	0.08	2.62	8.47	8.78

Notes :

- 1 Figures of the Previous periods are re-classified/re-arranged/re-grouped, wherever necessary, to correspond with the current period's classification/disclosure.
- 2 The figures for the quarter ended March 31, 2016 being balancing figures between the audited figures arrived as based on audited results of the full financial year and the published year to date unaudited figures for nine months ended December 31, 2015.
- 3 The above results have been reviewed by the audit committee on May 28, 2016 and approved by the Board of Directors at its meeting held on May 28, 2016
- 4 The Board of directors have recommended a dividend of 10% i.e Re. one per share of Rs. 10 each on the paid up equity capital of the Company for the year ended March 31, 2016

For Madhav Marbles and Granites Limited


 Ashok Doshi
 Managing Director
 DIN:00648998



Place: Udaipur

Date: 28/05/2016

MADHAV MARBLES AND GRANITES LIMITED

CIN:L14101RJ1989PLC004903, Web: www.madhavmarbles.com, Mail: investor.relations@madhavmarbles.com

Address: 11 A, CHARAK MARG, AMBAMATA SCHEME, UDAIPUR - 313 001, (RAJ.)

AUDITED SEGMENT INFORMATION FOR THE QUARTER AND YEAR ENDED MARCH 31, 2016

(Rs. in lakhs)

S.No.	PARTICULARS	Quarter Ended			Year Ended	
		31.03.2016	31.12.2015	31.03.2015	31.03.2016	31.03.2015
		Audited	Un-audited	Audited	Audited	Audited
		Refer Note 2				
1	Segment revenue					
	(a) Granite & Stone Division	2263.74	1569.72	2428.30	7790.00	9082.27
	(b) Realty Division	97.78	0.00	0.00	97.78	0.00
	(c) Power Generation Unit	22.54	41.23	5.57	339.17	172.54
	(d) Unallocated	0.00	0.00	0.00	0.00	0.00
	Total	2384.06	1610.95	2433.87	8226.95	9254.81
	Less: Inter segment revenue	66.36	102.40	0.00	339.17	157.15
	Net Sales / Income from operations	2317.70	1508.55	2433.87	7887.78	9097.66
2	Segment Results					
	Profit(+)/loss(-) before tax and interest					
	(a) Granite & Stone Division	124.96	37.81	386.05	565.09	1004.03
	(b) Realty Division	72.55	0.00	0.00	72.55	0.00
	(c) Power Generation Unit	15.10	-14.64	-18.34	216.27	92.84
	(d) Unallocated	0.00	0.00	7.15	0.00	28.72
	Total	212.61	23.17	374.86	853.91	1125.59
	Less: (I)Interest	4.60	13.74	0.00	48.40	0.00
	(II)Other un allocable expenditure net of unallocable income	0.00	0.00	0.00	0.00	0.00
	Total Profit before Tax	208.01	9.43	374.86	805.51	1125.59
3	Capital Employed					
	Segment Assets - Segment Liabilities					
	(a) Granite & Stone Division	-	-	-	11103.46	12630.95
	(b) Realty Division	-	-	-	383.56	539.70
	(c) Power Generation Unit	-	-	-	730.30	583.32
	(d) Unallocated	-	-	-	147.86	252.38
	Total	-	-	-	12365.17	14006.35

1. The above Segment results have been reviewed by the Audit Committee and approved by the Board at their meeting held on May 28, 2016 and also been reviewed by the Auditors.

2. The figures for the quarter ended March 31, 2016 being balancing figures between the audited figures arrived as based on audited results of the full financial year and the published year to date unaudited figures for nine months ended December 31, 2015.

For Madhav Marbles and Granites Limited



Ashok Doshi
Managing Director
DIN:00648998

Place: Udaipur
Date: 28/05/2016

MADHAV MARBLES AND GRANITES LIMITED

CIN:L14101RJ1989PLC004903, Web: www.madhavmarbles.com

Mail: investor.relations@madhavmarbles.com

Regd. Off.: 11-A, Charak Marg, Amabamata Scheme, Udaipur-313001

Statement of Assets and Liabilities

STANDALONE STATEMENT OF ASSETS AND LIABILITIES		(Rs. in lakhs)	
PARTICULARS		As at 31.03.2016 (Audited)	As at 31.03.2015 (Audited)
A	EQUITY AND LIABILITIES		
1	Shareholders Funds :		
	(a) Share capital	894.70	894.70
	(b) Reserves and surplus	10931.58	10200.26
	(c) Money received against share warrants	0.00	0.00
	Sub-total - Shareholders' funds	11826.28	11094.96
2	Share application money pending allotment	0.00	0.00
3	Non-current liabilities		
	(a) Long-term borrowings	0.00	0.00
	(b) Deferred tax liabilities (net)	387.24	453.78
	(c) Other long-term liabilities	87.68	85.10
	(d) Long-term provisions	63.97	46.83
	Sub-total - Non-current liabilities	538.90	585.71
4	Current liabilities		
	(a) Short-term borrowings	502.42	1001.58
	(b) Trade payables	838.42	596.17
	(c) Other current liabilities	130.36	173.96
	(d) Short-term provisions	420.78	515.29
	Sub-total - Current liabilities	1891.97	2287.00
	TOTAL - EQUITY AND LIABILITIES	14257.15	13967.67

B	ASSETS		
1	Non-current assets		
	(a) Fixed Assets	2734.20	2896.53
	(b) Capital Work in Progress	64.22	30.87
	(c) Non-current investments	0.00	0.00
	(d) Deferred tax assets (net)	0.00	0.00
	(e) Long Term Loans and Advances	1149.50	1470.33
	(f) Other non-current assets	1478.03	623.66
	Sub-total - Non-current assets	5425.95	5021.39
2	Current assets		
	(a) Current investments	0.00	0.00
	(b) Inventories	2459.08	2429.24
	(c) Trade receivables	3108.68	3615.98
	(d) Cash and cash equivalents	1709.02	2050.48
	(e) Short-term loans and advances	1536.38	848.53
	(f) Other current assets	18.04	2.05
	Sub-total - Current assets	8831.20	8946.28
	TOTAL - ASSETS	14257.15	13967.67

For Madhav Marbles and Granites Ltd.

 Ashok Doshi
 Managing Director
 DIN:00648998

Place: Udaipur
 Date: 28th May, 2016

Auditor's Report On Financial Results for Quarter ended March 31st 2016 and year to date financial results of the Company Pursuant to the Regulation 33 of the SEBI (Listing Obligations and Disclosure Requirements) Regulations, 2015

To

Board of Directors of
Madhav Marbles and Granites Limited

We have audited the quarterly financial results of **Madhav Marbles and Granites Limited** for the quarter ended 31st March 2016 and year to date financial results for the period from 1ST April 2015 to 31st March 2016, attached herewith, being submitted by the company pursuant to the requirement of Regulation 33 of the SEBI (Listing Obligations and Disclosure Requirements) Regulations, 2015. These quarterly financial results as well as the year to date financial results have been prepared on the basis of the interim financial statements, which are the responsibility of the company's management. Our responsibility is to express an opinion on these financial results based on our audit of such interim financial statements, which have been prepared in accordance with the recognition and measurement principles laid down in Accounting Standard for Interim Financial Reporting (AS 25 / Ind AS 34), prescribed, under Section 133 of the Companies Act, 2013 read with relevant rules issued thereunder; or by the Institute of Chartered Accountants of India¹, as applicable and other accounting principles generally accepted in India.

We conducted our audit in accordance with the auditing standards generally accepted in India. Those standards require that we plan and perform the audit to obtain reasonable assurance about whether the financial results are free of material misstatement(s). An audit includes examining, on a test basis, evidence supporting the amounts disclosed as financial results. An audit also includes assessing the accounting principles used and significant estimates made by management. We believe that our audit provides a reasonable basis for our opinion.

In our opinion and to the best of our information and according to the explanations given to us these quarterly financial results as well as the year to date results:


- i) are presented in accordance with the requirements of Regulation 33 of the SEBI (Listing Obligations and Disclosure Requirements) Regulations, 2015 in this regard; and

- ii) give a true and fair view of the net profit and other financial information for the quarter ended 31st March 2016 and year to date financial results for the period from 1ST April 2015 to 31st March 2016

For NYATI & ASSOCIATES

Chartered Accountants

Firm Registration No. 002327C



(Suresh Nyati)

Partner

Membership No. 070742

Udaipur, May 28, 2016