

VIL/SEC/BSE/2021/2020.07

Monday, July 13, 2020

THE MANAGER
DEPARTMENT OF CORPORATE SERVICES
BSE LIMITED
FLOOR-25, PHIROZE JEEJEEBHOY TOWERS
DALAL STREET
MUMBAI-400001

Subject: **AUDITED STANDALONE FINANCIAL RESULTS FOR THE QUARTER /
YEAR ENDED ON 31ST MARCH, 2020**


Dear Sir,

Please find enclosed herewith a copy of Audited Standalone Financial Statements for the quarter and year ended on 31st day of March, 2020, along with Audit Report by Statutory Auditors of the Company. It may please be noted that the said results were reviewed and recommended by the Audit Committee in its deferred meeting held on 13-07-2020 at 12.00 p.m., and the same have been considered, approved and taken on records in the deferred meeting of the Board of Directors held today i.e. 13th day of July, 2020 commenced at 2.30 p.m. and concluded at 3.50 p.m. pursuant to the provisions of Regulation 33 and other applicable provisions, if any, of the SEBI (Listing Obligations and Disclosure Requirements) Regulations, 2015.

You are requested to kindly take note of the same, and acknowledge receipt of the same.

Thanking you,

Yours faithfully,
FOR VINTRON INFORMATICS LIMITED


(ARVIND SHARMA)
Managing Director
DIN: 00012177



CC TO:

1. THE MANAGER, LISTING DEPARTMENT
THE DELHI STOCK EXCHANGE LIMITED
DSE HOUSE, 3/1 ASAF ALI ROAD
NEW DELHI-110 002
2. THE GENERAL MANAGER
LISTING DEPARTMENT
THE CALCUTTA STOCK EXCHANGE LIMITED
7, LYONS RANGE
CALCUTTA-700001

Vintron Informatics Limited

VINTRON INFORMATICS LIMITED
Vintron

CIN: L72100DL1991PLC045276

 Registered Office: D-107 & 108, Okhla Industrial Area, Phase-I, New Delhi-110020
 Phone: EPABX - 43740000; Fax: +91-11-43740040; Email: vil_vintron@hotmail.com
 Website: www.vintroninformatics.com

AUDITED STANDALONE FINANCIAL RESULTS FOR THE QUARTER AND YEAR ENDED 31ST MARCH, 2020

PART-I		(Rs. in Lacs)				
STATEMENT OF AUDITED STANDALONE FINANCIAL RESULTS FOR THE QUARTER AND YEAR ENDED 31ST MARCH, 2020						
Particulars	FOR THE QUARTER ENDED			FOR THE YEAR ENDED		
	31/03/2020	31/12/2019	31/03/2019	31/03/2020	31/03/2019	
	Audited	Unaudited	Audited	Audited	Audited	
1	Income From Operations					
	a) Revenue from Operations (Refer Note No.2)	380.68	368.90	568.47	1,591.33	2,393.05
	b) Other Operating Income	-	-	-	-	-
	Total Income from Operations (Net)	380.68	368.90	568.47	1,591.33	2,393.05
2	Other Income	(2.64)	0.19	12.23	1.28	23.33
3	Total Income (1+2)	378.02	369.09	580.70	1,592.59	2,416.38
4	Expenses					
	a) Cost of materials consumed	188.62	280.63	510.99	885.25	1,606.68
	b) Purchase of Stock-in-trade	157.18	55.86	98.23	355.11	234.21
	c) Changes in inventories of finished goods, work-in-progress and stock-in-trade	(27.09)	(15.87)	(29.37)	0.10	(75.65)
	d) Employee benefits expense	78.70	68.36	149.29	283.22	479.38
	e) Finance Costs	33.78	16.67	28.31	119.43	118.81
	f) Depreciation and amortisation expense	51.28	22.79	23.36	119.65	91.16
	g) Other expenses (any item exceeding 10% of the total expenses relating to continuing operations to be shown separately)	71.58	68.34	31.57	240.87	197.07
	Total Expenses	553.91	497.06	812.38	2,003.64	2,651.48
5	Profit / (Loss) from Operations before other income, finance costs and exceptional items (3-4)	(175.89)	(127.99)	(231.68)	(411.05)	(235.08)
6	Exceptional Items (Profit of Sale of PPE)	-	829.12	-	829.12	-
7	Profit / (Loss) from ordinary activities before finance costs and exceptional items (5±6)	(175.89)	701.13	(231.68)	418.07	(235.08)
8	Extraordinary Items	-	-	-	-	-
9	Profit / (Loss) from ordinary activities before tax (7±8)	(175.89)	701.13	(231.68)	418.07	(235.08)
10	Tax expense	-	-	-	-	-
11	Net Profit / (Loss) from ordinary activities after tax (9±10)	(175.89)	701.13	(231.68)	418.07	(235.08)
12	Other Comprehensive Income (after tax)					
	A. (i) Items that will not be reclassified to profit or loss	-	-	-	-	-
	(ii) Income tax relating to items that will not be reclassified to profit and loss	-	-	-	-	-
	B. (i) Items that will be reclassified to profit or loss	-	-	-	-	-
	(ii) Income tax relating to items that will be reclassified to profit and loss	-	-	-	-	-
13	Total comprehensive income for the period comprising profit / (loss) and other Comprehensive Income for the period	(175.89)	701.13	(231.68)	418.07	(235.08)
14	Paid-up equity share capital (Face Value Re.1/- each)	783.66	783.66	783.66	783.66	783.66
15	Reserves excluding Revaluation Reserves as per balance sheet of previous accounting year	-	-	-	(1,447.28)	(1,865.35)
16.I	Earning per share (before extraordinary / exceptional items) (of Rs.1/- each) (not annualised):					
	(a) Basic	(0.22)	(0.16)	(0.30)	(0.52)	(0.30)
	(b) Diluted	(0.22)	(0.16)	(0.30)	(0.52)	(0.30)
16.II	Earning per share (after extraordinary / exceptional items) (of Rs.1/- each) (not annualised):					
	(a) Basic	(0.22)	0.88	(0.30)	0.53	(0.30)
	(b) Diluted	(0.22)	0.89	(0.30)	0.53	(0.30)

Vintron Informatics Limited

Regd. Office & Work : D - 107 & 108, Okhla Industrial Area, Phase - I, New Delhi-110020, Tel. : 011-43740000, Fax : 011-43740040

E-mail : vil_vintron@hotmail.com, Website : www.vintroninformatics.com

GSTIN : 07AACV1596K1ZZ, CIN : L72100DL1991PLC045276




Vintron

Notes:

1. The above financial results were reviewed by the Audit Committee in its meeting held on 13-07-2020 at 12.00 p.m. and the same were approved and taken on record by the Board of Directors in the meeting held on 13th day of July 2020, in terms of Regulation 33 of SEBI (Listing Obligations and Disclosure Requirements) Regulations, 2015 and have been reviewed by the Statutory Auditors of the Company.
2. The Company operates in a single segment: manufacturing, trading and sale of electronic security & surveillance products.
3. The figures have been re-grouped/ rearranged wherever required for the purpose of comparison.

For and on behalf of the Board
VINTRON INFORMATICS LIMITED




(ARVIND SHARMA)

Managing Director
DIN: 00012177

Place: New Delhi

Date: 13/07/2020

Vintron Informatics Limited

Regd. Office & Work : D - 107 & 108, Okhla Industrial Area, Phase - I, New Delhi-110020, Tel. : 011-43740000, Fax : 011-43740040

E-mail : vil_vintron@hotmail.com, Website : www.vintroninformatics.com


GSTIN : 07AAACV1596K1ZZ, CIN : L72100DL1991PLC045276

VINTRON INFORMATICS LIMITED

Standalone Statement of Assets and Liabilities as at 31/03/2020

Particulars	(Rs. In Lacs)	
	As at 31/03/2020	As at 31/03/2019
ASSETS		
Non-current assets		
Property, Plant and Equipment	307.15	565.49
Right to Use Assets	191.73	-
Intangible assets	1.55	5.82
Financial assets:		
Investments	-	-
Loans	15.75	2.55
Other financial assets	68.99	65.86
Other non financial assets	38.62	24.31
Total Non-Current Assets	621.80	664.03
Current assets		
Inventories	536.83	502.09
Financial assets:		
Trade receivables	182.68	387.01
Cash and cash equivalents	12.39	18.18
Bank balances other than (ii) above	-	-
Loans	-	1.50
Other financial assets	24.42	9.82
Other current assets	6.36	14.59
Total Current Assets	762.68	933.19
Total Assets	1,384.47	1,597.22
EQUITY AND LIABILITIES		
Equity		
Equity Share capital	783.66	783.66
Other Equity	(1,447.28)	(1,865.35)
Total Equity	(663.62)	(1,081.69)
Non-current liabilities		
Financial liabilities:		
Borrowings	1,131.79	1,612.48
Other Financial Liabilities	140.11	-
Provisions	50.73	43.95
Total Non-Current Liabilities	1,322.63	1,656.43
Current liabilities		
Financial liabilities		
Borrowings	-	-
Trade Payables	441.45	582.41
Other financial liabilities	180.78	233.56
Other current liabilities	98.95	200.88
Provisions	4.29	5.63
Total Current Liabilities	725.48	1,022.48
Total Liabilities	1,384.47	1,597.22

Vintron Informatics Limited



VINTRON INFORMATICS LIMITED

CIN: L72100DL1991PLC045276

Registered Office: D-107 & 108, Okhla Industrial Area, Phase-I, New Delhi-110020

Phone: EPABX – 43740000; Fax: +91-11-43740040

Website: www.vintroninformatics.com; Email: vil_vintron@hotmail.com

Extracts of Audited Standalone Financial Results for the Quarter / Year Ended on 31st March 2020

(Rs. In Lakhs)

Particulars	FOR THE QUARTER ENDED			FOR THE YEAR ENDED	
	31/03/2020	31/12/2019	31/03/2019	31/03/2020	31/03/2019
	Audited	Unaudited	Audited	Audited	Audited
Total Income from Operations (Net)	378.02	369.09	580.70	1,592.59	2,416.38
Net Profit / (Loss) from ordinary activities after tax	(175.89)	701.13	(231.68)	418.07	(235.08)
Net Profit / (Loss) for the period after tax (after Extraordinary / exceptional items)	(175.89)	701.13	(231.68)	418.07	(235.08)
Total Comprehensive Income for the period [Comprising Profit / (Loss) for the period (after tax) and Other Comprehensive Income (after tax)]	(175.89)	701.13	(231.68)	418.07	(235.08)
Equity Share Capital	783.66	783.66	783.66	783.66	783.66
Reserves (excluding Revaluation Reserve as shown in the Balance Sheet of the Previous Year)	-	-	-	(1,447.28)	(1,865.35)
Earning Per Share (before exceptional items) (of Re.1/- each)					
Basic:	(0.22)	(0.16)	(0.30)	(0.52)	(0.30)
Diluted:	(0.22)	(0.16)	(0.30)	(0.52)	(0.30)
Earning Per Share (after exceptional items) (of Re.1/- each)					
Basic:	(0.22)	0.89	(0.30)	0.53	(0.30)
Diluted:	(0.22)	0.89	(0.30)	0.53	(0.30)

Notes:

- The above results have been reviewed by the Audit Committee in its meeting held on 13-07-2020 at 12.00 p.m. and the same have been approved by the Board of Directors at the meeting held on 13th July, 2020 in terms of Regulation 33 of SEBI (Listing Obligations and Disclosure Requirements) Regulations, 2015 and have been reviewed by the Statutory Auditors of the Company.
- Previous period's figures have been regrouped / rearranged wherever necessary.
- The above is an extract of the detailed format of Quarterly / Yearly Unaudited Standalone Financial Results filed with the Stock Exchange/s under the Regulation 33 of the SEBI (Listing Obligations and Disclosure Requirements) Regulations, 2015. The full format of the Unaudited Standalone Financial Results are available on the Stock Exchange websites (www.bseindia.com / www.dseindia.org.in / www.cse-india.com) and on the Company's website (www.vintroninformatics.com)

For and on behalf of the Board
VINTRON INFORMATICS LIMITED



(ARVIND SHARMA)
Managing Director
DIN: 00012177

Vintron Informatics Limited

Regd. Office & Work : D - 107 & 108, Okhla Industrial Area, Phase - I, New Delhi-110020, Tel. : 011-43740000, Fax : 011-43740040

E-mail : vil_vintron@hotmail.com, Website : www.vintroninformatics.com

GSTIN : 07AAACV1596K1ZZ, CIN : L72100DL1991PLC045276



AUDITORS' REPORT ON THE STATEMENT OF STANDALONE FINANCIAL RESULTS (FOR THE QUARTER AND YEAR TO DATE FIGURES) OF VINTRON INFORMATICS LIMITED PURSUANT TO THE PROVISIONS OF REGULATION 33 OF THE SEBI (LISTING OBLIGATIONS AND DISCLOSURE REQUIREMENTS) REGULATIONS, 2015

TO THE BOARD OF DIRECTORS OF VINTRON INFORMATICS LIMITED

We have audited the quarterly financial results of **VINTRON INFORMATICS LIMITED**, "the company", for the quarter ended 31.03.2020 and the year to date results for the year 01.04.2019 to 31.03.2020, attached herewith, being submitted by the company pursuant to the requirement of Regulation 33 of the SEBI (Listing Obligations and Disclosure Requirements) Regulations, 2015. These quarterly financial results as well as the year to date financial results have been prepared on the basis of the interim financial statements, which are the responsibility of the company's management. Our responsibility is to express an opinion on these financial results based on our audit of such interim financial statements, which have been prepared in accordance with the recognition and measurement principles laid down in Indian Accounting Standard 34 (Ind AS 34) for Interim Financial Reporting, prescribed, under Section 133 of the Companies Act, 2013 read with relevant rules issued thereunder; or by the Institute of Chartered Accountants of India, as applicable and other accounting principles generally accepted in India.


We conducted our audit in accordance with the auditing standards generally accepted in India. Those standards require that we plan and perform the audit to obtain reasonable assurance about whether the financial results are free of material misstatement(s). An audit includes examining, on a test basis, evidence supporting the amounts disclosed as financial results. An audit also includes assessing the accounting principles used and significant estimates made by management. We believe that our audit provides a reasonable basis for our opinion.

Basis for Qualified Opinion

1. Pursuant to default by the company in payment of dues in line with the settlement agreement entered into in earlier year with a party, there can be incremental impact on the liability as provided by the company on the basis of erstwhile terms and conditions. However, the company is under negotiation with the party for revised settlement. In view of uncertainty, the company has not made provision of incremental impact in the liability. Had the differential liability and interest been provided, profit for the year would have been lower by Rs. 27.73 Lacs (Previous year Rs. 135.99 lacs) with a corresponding increase in financial liabilities.
2. Balances shown in the financial statement as receivable and payable under different heads are subject to confirmation/reconciliation. We are unable to comment upon the impact, if any, which may result on such reconciliation/settlement with the party.

In our opinion and to the best of our information and according to the explanations given to us these quarterly financial results as well as the year to date results:

- i. are presented in accordance with the requirements of Regulation 33 of the SEBI (Listing Obligations and Disclosure Requirements) Regulations, 2015 in this regard; and
- ii. give a true and fair view subject to the impact of the matter described in "Basis for qualified opinion" para hereinabove of the net profit and other financial information for the quarter ended 31.03.2020 as well as the year to date results for the period from 01.04.2019 to 31.03.2020.





APAS & Co.
CHARTERED ACCOUNTANTS

606, 6th FLOOR, PP CITY CENTRE
ROAD NO. 44, PITAMPURA
DELHI - 110034
TEL.: 011-49058720
E-MAIL : apas.delhi@gmail.com


Emphasis of Matter

We draw attention to the following matters in the Notes to Accounts to the Financial Statements:

- a) As at the end of the year the net worth of the company stands eroded and during the year the company has continued to incur cash losses from operations. These conditions may cast doubt about the Company's ability to continue as a going concern. Nevertheless, the management have perception of revival of the company in subsequent years and management has considered the loss/erosion as aforesaid as temporary, financial statements have been prepared on going concern basis.
- b) We draw attention of the standalone Ind AS financial statements regarding the impact of COVID-19 pandemic on the Company. Management is of the view that there are no reasons to believe that the pandemic will have any significant impact on the ability of the company to continue as a going concern. Nevertheless, the impact in sight of evolvement of pandemic in future period is uncertain.

The Statements includes the results for the quarter ended March 31, 2020 being the balancing figure between audited figures in respect of the financial year and the published year to date figures up to the third quarter of the current financial year which were subject to audit by us.

PLACE : NEW DELHI
DATED : 13th July, 2019
UDIN : 20535395AAAACG14481.




For APAS & CO.
CHARTERED ACCOUNTANTS
FIRM REGN. NO.000340C

Rajeev Ranjan
(RAJEEV RANJAN)
PARTNER
M.No. 535395

VINTRON INFORMATICS LIMITED
Standalone Statement of Assets and Liabilities as at 31/03/2020

(Rs. In Lacs)		
Particulars	As at 31/03/2020	As at 31/03/2019
ASSETS		
Non-current assets		
Property, Plant and Equipment	307.15	565.49
Right to Use Assets	191.73	-
Intangible assets	1.55	5.82
Financial assets:		
Loans	15.75	2.55
Other financial assets	66.99	65.86
Other non financial assets	38.62	24.31
Total Non-Current Assets	621.80	664.03
Current assets		
Inventories	536.83	502.09
Financial assets:		
Trade receivables	182.68	387.01
Cash and cash equivalents	12.39	18.18
Loans	-	1.50
Other financial assets	24.42	9.82
Other current assets	6.36	14.59
Total Current Assets	762.68	933.19
Total Assets	1,384.47	1,597.22
EQUITY AND LIABILITIES		
Equity		
Equity Share capital	783.66	783.66
Other Equity	(1,447.28)	(1,865.35)
Total Equity	(663.62)	(1,081.69)
Non-current liabilities		
Financial liabilities:		
Borrowings	1,131.79	1,612.48
Other Financial Liabilities	140.11	-
Provisions	50.73	43.95
Total Non-Current Liabilities	1,322.63	1,656.43
Current liabilities		
Financial liabilities:		
Trade Payables	441.45	582.41
Other financial liabilities	180.78	233.56
Other current liabilities	98.95	200.88
Provisions	4.29	5.63
Total Current Liabilities	725.46	1,022.48
Total Liabilities	1,384.47	1,597.22



VINTRON INFORMATICS LIMITED

CIN: L72100DL1991PLC045276


Registered Office: D-107 & 108, Okhla Industrial Area, Phase-I, New Delhi-110020

Phone: EPABX – 43740000; Fax: +91-11-43740040; Email: vil_vintron@hotmail.com

Website: www.vintroninformatis.com

AUDITED STANDALONE FINANCIAL RESULTS FOR THE QUARTER AND YEAR ENDED 31ST MARCH, 2020

PART-I		(Rs. In Lacs)				
STATEMENT OF AUDITED STANDALONE FINANCIAL RESULTS FOR THE QUARTER AND YEAR ENDED 31ST MARCH, 2020						
Particulars		FOR THE QUARTER ENDED			FOR THE YEAR ENDED	
		31-03-2020	31-12-2019	31-03-2019	31-03-2020	31-03-2019
		Audited	Unaudited	Audited	Audited	Audited
1	Income From Operations					
	a) Revenue from Operations (Refer Note No 2)	380.56	368.90	568.47	1,591.33	2,393.05
	b) Other Operating Income	-	-	-	-	-
	Total Income from Operations (Net)	380.56	368.90	568.47	1,591.33	2,393.05
2	Other Income	(2.54)	0.19	12.23	1.26	23.33
3	Total Income (1+2)	378.02	369.09	580.70	1,592.59	2,416.38
4	Expenses					
	a) Cost of materials consumed	188.52	280.63	510.99	885.25	1,606.68
	b) Purchase of Stock-in-trade	157.16	55.96	98.23	355.11	234.21
	c) Changes in inventories of finished goods, work-in-progress and stock-in-trade	(27.09)	(15.67)	(29.37)	0.10	(75.65)
	d) Employee benefits expense	78.70	68.36	149.29	283.22	479.38
	e) Finance Costs	33.78	16.67	28.31	119.43	118.61
	f) Depreciation and amortisation expense	51.28	22.79	23.36	119.65	91.16
	g) Other expenses (any item exceeding 10% of the total expenses relating to continuing operations to be shown separately)	71.56	68.34	31.57	240.87	197.07
	Total Expenses	553.91	497.08	812.38	2,003.64	2,651.46
5	Profit / (Loss) from Operations before other income, finance costs and exceptional items (3-4)	(175.89)	(127.99)	(231.68)	(411.05)	(235.08)
6	Exceptional items (Profit of Sale of PPE)	-	829.12	-	829.12	-
7	Profit / (Loss) from ordinary activities before finance costs and exceptional items (5±6)	(175.89)	701.13	(231.68)	418.07	(235.08)
8	Extraordinary items	-	-	-	-	-
9	Profit / (Loss) from ordinary activities before tax (7±8)	(175.89)	701.13	(231.68)	418.07	(235.08)
10	Tax expense	-	-	-	-	-
11	Net Profit / (Loss) from ordinary activities after tax (9±10)	(175.89)	701.13	(231.68)	418.07	(235.08)
12	Other Comprehensive Income (after tax)					
A	(i) Items that will not be reclassified to profit or loss	-	-	-	-	-
	(ii) Income tax relating to items that will not be reclassified to profit and loss	-	-	-	-	-
B	(i) Items that will be reclassified to profit or loss	-	-	-	-	-
	(ii) Income tax relating to items that will be reclassified to profit and loss	-	-	-	-	-
13	Total comprehensive income for the period comprising profit / (loss) and other Comprehensive Income for the period	(175.89)	701.13	(231.68)	418.07	(235.08)
14	Paid-up equity share capital (Face Value Re. 1/- each)	783.66	783.66	783.66	783.66	783.66
15	Reserves excluding Revaluation Reserves as per balance sheet of previous accounting year	-	-	-	(1,447.28)	(1,865.35)
16.i	Earning per share (before extraordinary / exceptional items) (of Rs 1/- each) (not annualised):					
	(a) Basic	(0.22)	(0.16)	(0.30)	(0.52)	(0.30)
	(b) Diluted	(0.22)	(0.16)	(0.30)	(0.52)	(0.30)
16.ii	Earning per share (after extraordinary / exceptional items) (of Rs. 1/- each) (not annualised)					
	(a) Basic	(0.22)	0.89	(0.30)	0.53	(0.30)
	(b) Diluted	(0.22)	0.89	(0.30)	0.53	(0.30)



(Amount in Rupees lacs, unless otherwise stated)

Particulars	Year ended 31 March 2020	Year ended 31 March 2019
A. CASH FLOW FROM OPERATING ACTIVITIES		
Net Profit/(Loss) before tax	418.07	(235.08)
Adjusted for :		
Depreciation & Amortisation	119.65	91.16
Provision for Expenses	10.00	-
Lease Rent Paid	(35.20)	-
Interest income	(1.26)	(3.45)
Interest cost	119.43	118.61
	212.62	206.32
Operating Profit before Working Capital Changes	630.69	(28.76)
Adjusted for :		
Trade & Other Receivables	170.82	78.44
Inventories	(34.74)	(3.25)
Trade Payable	(140.97)	8.24
Other financial liabilities	(109.75)	75.08
Other current liabilities	(101.93)	24.67
Provisions	5.44	(0.06)
	(211.13)	183.10
Cash Generated from Operations	419.56	154.34
Exceptional items:		
Profit on sale of Fixed Assets	(829.12)	-
Net Cash from operating activities	(409.56)	154.34
B. CASH FLOW FROM INVESTING ACTIVITIES		
Purchase of Property Plant & Equipment	(0.65)	(2.59)
Purchase of Intangible Assets	-	(0.59)
Sale of Property Plant & Equipment	1,002.22	-
Interest Received	1.26	3.45
Net Cash used in Investing Activities	1,002.83	0.27
C. CASH FLOW FROM FINANCING ACTIVITIES		
Proceeds/ (Repayment) of Long Term Borrowings (Net)	(480.69)	(34.49)
Interest Paid	(118.38)	(118.61)
Net Cash used in Financing Activities	(599.07)	(153.10)
Net increase in Cash and Cash Equivalents	(5.79)	1.51
Cash and Cash Equivalents as at beginning of the year	18.18	16.67
Cash and Cash Equivalents as at end of the year	12.39	18.18

The disclosure is an extract of the audited Standalone Statement of Cash flows for the year ended March 31, 2020 and March 31, 2019 prepared in compliance with Indian Accounting Standard (Ind AS) 34 Interim Financial Reporting.

