

Date : 1st November, 2012

To,

The Manager (Listing), The Bombay Stock Exchange Ltd. Mumbai Fax No.(022) 22723121	The Manager (Listing), National Stock Exchange of India Ltd. Mumbai Fax No. (022) 26598237/38
---	--

**SUB : SUBMISSION OF UN-AUDITED FINANCIAL RESULTS FOR QUARTER/
HALF YEAR ENDED ON 30TH SEPTEMBER, 2012**

Dear Sir,

Pursuant to Clause 41 of Listing Agreement, we enclosed herewith Un-Audited Financial Results for the quarter/half year ended 30th September, 2012 along with Limited Review Report of the Company duly taken on record by the Board of Directors of the Company at its Meeting held on 1st November, 2012.

Shri Jai Diwanji has been appointed as an Additional and Independent Director w.e.f. 01.11.2012.

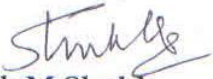
Please also find enclosed Press Note as on the date of Board Meeting i.e. 01.11.2012 on the performance of Elecon Engineering Company Ltd.

Kindly take the same on your record and acknowledge.


Thanking you,

Yours faithfully,

For Elecon Engineering Company Ltd.


Paresh M Shukla
Company Secretary

Encl: a/a.



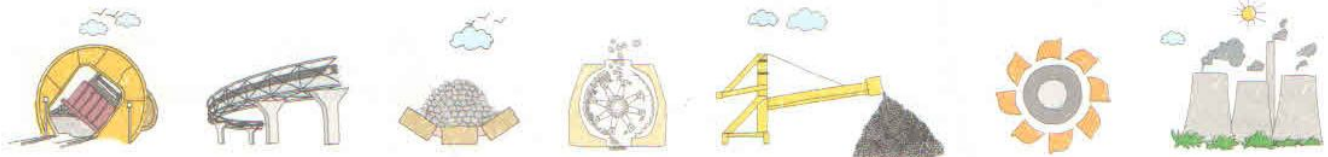
One-stop destination for bulk Material Handling

UNAUDITED FINANCIAL RESULTS FOR THE QUARTER / HALF YEAR ENDED 30TH SEPTEMBER, 2012

Annexure - 1
(₹ in Lacs)

PART I

Sl. No.	PARTICULARS	STANDALONE					
		Quarter ended			Half Year ended		Year ended
		30th SEP., 2012	30th JUNE, 2012	30th SEP., 2011	30th SEP., 2012	30th SEP., 2011	31st MARCH, 2012
	(Unaudited)	(Unaudited)	(Unaudited)	(Unaudited)	(Unaudited)	(Audited)	
1	Income from operations						
	(a) Net Sales/Income from operations (net of excise duty)	32,674.84	23,214.65	33,194.40	55,889.49	58,336.04	132,003.22
	(b) Other Operating Income	292.34	362.49	342.23	654.83	634.23	1,163.97
	Total Income from Operations (net)	32,967.18	23,577.14	33,536.63	56,544.32	58,970.27	133,167.19
2	Expenses						
	(a) Cost of materials consumed	17,935.29	16,710.26	24,221.65	34,645.56	41,710.54	87,316.34
	(b) Purchase of stock-in-trade	-	-	-	-	-	-
	(c) Changes in inventories of finished goods, work-in-progress and stock-in-trade	2,306.69	(1,147.94)	(2,326.52)	1,158.74	(3,767.15)	707.31
	(d) Employee benefits expense	2,182.13	1,799.30	1,852.88	3,981.42	3,339.58	7,308.81
	(e) Depreciation and amortisation expense	1,207.23	1,141.13	1,082.98	2,348.36	2,066.94	4,238.08
	(f) Other expenses	4,496.33	3,060.24	4,958.94	7,592.39	8,633.47	17,560.11
	Total Expenses	28,127.67	21,562.99	29,789.93	49,726.47	51,983.38	117,130.65
3	Profit / (Loss) from Operations before other Income, finance costs & Exceptional Items (1-2)	4,839.51	2,014.15	3,746.70	6,817.85	6,986.89	16,036.54
4	Other Income	173.37	421.18	184.56	594.56	481.62	742.79
5	Profit / (Loss) from ordinary activities before finance costs and Exceptional Items (3+4)	5,012.88	2,435.33	3,931.26	7,412.41	7,468.51	16,779.33
6	Finance costs	1,636.78	1,493.04	1,447.50	3,094.00	2,800.23	5,795.81
7	Profit / (Loss) from ordinary activities after finance costs but before exceptional items (5+6)	3,376.10	942.29	2,483.76	4,318.41	4,668.28	10,983.52
8	Exceptional Items	-	-	-	-	-	-
9	Profit / Loss from ordinary activities before Tax (7+8)	3,376.10	942.29	2,483.76	4,318.41	4,668.28	10,983.52
10	Tax expenses	1,078.85	302.55	926.27	1,381.40	1,620.24	4,023.60
11	Net Profit / Loss from ordinary activities after Tax (9+10)	2,297.25	639.74	1,557.49	2,937.01	3,048.04	6,959.92
12	Extraordinary Item (Net of Tax Expense ₹ Nil)	-	-	-	-	-	-
13	Net Profit / Loss for the Period (11+12)	2,297.25	639.74	1,557.49	2,937.01	3,048.04	6,959.92
14	Share of Profit / (loss) of associates*	-	-	-	-	-	-
15	Minority interest*	-	-	-	-	-	-
16	Net Profit / (Loss) after taxes, minority interest and share of profit/ (loss) of associates (13+14+15)*	2,297.25	639.74	1,557.49	2,937.01	3,048.04	6,959.92
17	Paid-up equity share capital (Face Value of the share ₹ 2/-)	1,857.23	1,857.23	1,857.23	1,857.23	1,857.23	1,857.23
18	Reserves excluding Revaluation Reserves as per balance sheet of previous accounting year	45,557.09	-	40,650.89	45,557.09	40,650.89	42,620.11
19.i	Earnings per share (before extraordinary items) (of ₹ 2/- each) (not annualised):						
	(a) Basic	2.47	0.69	1.68	3.16	3.28	7.49
	(b) Diluted	2.47	0.69	1.68	3.16	3.28	7.49
19.ii	Earnings per share (after extraordinary items) (of ₹ 2/- each) (not annualised):						
	(a) Basic	2.47	0.69	1.68	3.16	3.28	7.49
	(b) Diluted	2.47	0.69	1.68	3.16	3.28	7.49




One-stop destination for bulk Material Handling

Sl. No.	PARTICULARS	STANDALONE					
		Quarter ended			Half Year ended		Year ended
		30th SEP., 2012 (Unaudited)	30th JUNE, 2012 (Unaudited)	30th SEP., 2011 (Unaudited)	30th SEP., 2012 (Unaudited)	30th SEP., 2011 (Unaudited)	31st MARCH, 2012 (Audited)
PART II							
Select information for the Quarter Ended 30th SEP., 2012							
A	PARTICULARS OF SHAREHOLDING						
1	Public Shareholding						
	-Number of Shares	50,035,591	50,152,791	50,316,872	50,035,591	50,152,791	
	-Percentage of shareholding	53.88%	54.01%	54.18%	53.88%	54.01%	
2	Promoters and promoter group shareholding **						
	a) Pledged / Encumbered						
	- Number of shares	8,874,850	8,874,850	8,874,850	8,874,850	8,874,850	
	- Percentage of shares (as a % of the total shareholding of promoter and promoter group)	20.72%	20.78%	20.86%	20.72%	20.78%	
	- Percentage of shares (as a % of the total share capital of the company)	9.56%	9.56%	9.56%	9.56%	9.56%	
	b) Non - encumbered						
	- Number of shares	33,951,069	33,833,869	33,669,788	33,951,069	33,833,869	
	- Percentage of shares (as a % of the total shareholding of promoter and promoter group)	79.28%	79.22%	79.14%	79.28%	79.22%	
	- Percentage of shares (as a % of the total share capital of the company)	36.56%	36.43%	36.26%	36.56%	36.43%	

PARTICULARS		3 months ended 30th SEP., 2012
B	INVESTOR COMPLAINTS	
	Pending at the beginning of the quarter	Nil
	Received during the quarter	6
	Disposed of during the quarter	6
	Remaining unresolved at the end of the quarter	Nil

- 1) The aforesaid financial results were reviewed by the Audit Committee at its meeting held on November 1, 2012 and taken on record by the Board of Directors at its Meeting held on the same date.
- 2) The Statutory Auditors have carried out a "Limited Review" of the above financial results of the Company.
- 3) The Shareholders and Creditors at the Court convened meetings of the Company held on October 22, 2012 and October 23, 2012 have approved the Scheme of Arrangement in the nature of Demerger and transfer between Prayas Engineering Limited, EMTICI Engineering Limited, Elecon Engineering Company Limited and Elecon EPC Projects Limited. The Scheme is now subject to approval of the Hon'ble High Court of Gujarat. Pending Court approval, no accounting impact of the Scheme has been given in the results.
- 4) Previous quarter's figures have been regrouped / rearranged / recasted wherever necessary to make it comparable with the current quarter's figures.

Place : V. V. Nagar
Date : November 1, 2012


For and on behalf of Board of Directors

 Prayasvin B. Patel
 Chairman & Managing Director

SEGMENT WISE REVENUE, RESULTS AND CAPITAL EMPLOYED

(₹ in Lacs)

PARTICULARS	STANDALONE					
	Quarter ended			Half Year ended		Year ended
	30th SEP., 2012	30th JUNE, 2012	30th SEP., 2011	30th SEP., 2012	30th SEP., 2011	31st MARCH, 2012
	(Unaudited)	(Unaudited)	(Unaudited)	(Unaudited)	(Unaudited)	(Audited)
1. SEGMENT REVENUE						
Material Handling Equipment	19,087.27	12,104.68	19,223.62	31,191.95	33,465.75	79,454.94
Transmission Equipment	14,433.19	12,524.15	15,208.01	26,957.34	27,294.52	57,392.19
Others	-	-	-	-	-	-
Total	33,520.46	24,628.83	34,431.63	58,149.29	60,760.27	136,847.13
Less: Inter Segment Revenue	553.28	1,051.69	895.00	1,604.97	1,790.00	3,679.94
Net Sales/Income from Operations	32,967.18	23,577.14	33,536.63	56,544.32	58,970.27	133,167.19
2. SEGMENT PROFIT/(LOSS) BEFORE TAX & INTEREST						
Material Handling Equipment	2,930.64	1,139.78	2,556.61	4,070.42	4,488.93	10,454.32
Transmission Equipment	2,632.10	1,745.14	2,092.47	4,377.24	3,928.71	8,552.90
Others	-	-	-	-	-	-
Total	5,562.74	2,884.92	4,649.08	8,447.66	8,417.64	19,007.22
Less:						
a) Finance Cost	1,636.78	1,493.04	1,447.50	3,094.00	2,800.23	5,795.81
b) Unallocated Corporate Expenses (net of unallocable income)	549.86	449.59	717.82	1,035.25	949.13	2,227.89
Total Profit before Tax	3,376.10	942.29	2,483.76	4,318.41	4,668.28	10,983.52
3. CAPITAL EMPLOYED						
(Segment Assets - Segment Liabilities)						
a) Segment wise Capital Employed						
Material Handling Equipment	54,744.08	60,395.84	48,068.36	54,744.08	48,068.36	53,750.55
Transmission Equipment	44,369.14	45,790.09	51,425.20	44,369.14	51,425.20	42,485.28
Others	-	-	-	-	-	-
b) Unallocated Capital Employed	-	-	-	-	-	-
Total Capital Employed	99,113.22	106,185.93	99,493.56	99,113.22	99,493.56	96,235.83

For and on behalf of Board of Directors


 Prayasvin B. Patel
 Chairman & Managing Director

 Place : V. V. Nagar
 Date : November 1, 2012

Statement of Assets and Liabilities

(₹ In Lacs)

PARTICULARS	STANDALONE	
	Half Year ended	Year ended
	30th Sep., 2012	31st March, 2012
	Unaudited	Audited
A EQUITY AND LIABILITIES		
1 Shareholders' Funds		
(a) Share Capital	1,857.23	1,857.23
(b) Reserves & Surplus	45,557.09	42,620.11
(c) Money received against share warrants	-	-
Sub-Total - Shareholders' Funds	47,414.32	44,477.34
2 Share Application Money Pending Allotment	-	-
3 Minority Interest	-	-
4 Non-Current Liabilities		
(a) Long-term borrowings	8,458.70	10,687.47
(b) Deferred tax liabilities (net)	4,670.27	4,467.28
(c) Other long-term liabilities	8,128.19	1,984.05
(d) Long-term provisions	438.87	397.45
Sub-Total - Non-Current Liabilities	21,696.03	17,536.25
5 Current Liabilities		
(a) Short-term borrowings	38,569.92	36,603.74
(b) Trade payables	45,248.22	45,475.05
(c) Other current liabilities	18,436.47	21,604.41
(d) Short-term provisions	396.79	2,239.46
Sub-Total - Current Liabilities	102,651.40	105,922.66
TOTAL - EQUITY & LIABILITIES	171,761.75	167,936.25
B ASSETS		
1 Non-Current Assets		
(a) Fixed assets	49,637.65	44,690.01
(b) Goodwill on consolidation *	-	-
(c) Non-current investments	3,548.47	3,511.00
(d) Deferred tax assets (net)	-	-
(e) Long-term loans and advances	1,908.69	2,739.06
(f) Other non-current assets	6,150.44	5,979.34
Sub-Total - Non-Current Assets	61,245.25	56,919.41
2 Current Assets		
(a) Current investments	-	-
(b) Inventories	29,141.25	28,815.08
(c) Trade receivables	72,332.80	72,829.81
(d) Cash & cash equivalents	740.28	1,159.55
(e) Short-term loans & advances	7,193.95	7,810.67
(f) Other Current assets	1,108.22	401.73
Sub-Total - Current Assets	110,516.50	111,016.84
TOTAL - ASSETS	171,761.75	167,936.25

Phone No.

RESI: 02637- 258616

OFFICE: 02637- 257207

FAX: 02637- 242802

Thacker Butala Desai
Chartered Accountants

REF.No.NVS/

G-21-22,TANARIRI APTS,ASHA BAUG SOCIETY,
NEAR DUDHIA TALAO,NAVSARI- 396 445.

REVIEW REPORT

The Board of Directors,
Elecon Engineering company Limited
Vallabh Vidyanagar.

We have reviewed the accompanying statement of unaudited financial results of ELECON ENGINEERING COMPANY LIMITED for the period ended 30th September, 2012 except for the disclosures regarding 'Public Shareholding' and 'Promoter and Promoter Group Shareholding' which have been traced from disclosures made by the management and have not been audited by us. This statement is the responsibility of the Company's Management and has been approved by the Board of Directors/ Committee of Board of Directors. Our responsibility is to issue a report on these financial statements based on our review.

We conducted our review in accordance with the Standard on Review Engagement (SRE) 2400, engagements to Review Financial Statements issued by the Institute of Chartered Accountants of India. This standard requires that we plan and perform the review to obtain moderate assurance as to whether the financial statements are free of material misstatement. A review is limited primarily to inquiries of company personnel and analytical procedures applied to financial data and thus provides less assurance than an audit. We have not performed an audit and accordingly, we do not express an audit opinion.

Based on our review conducted as above, nothing has come to our attention that causes us to believe that the accompanying statement of unaudited financial results prepared in accordance with applicable accounting standards and other recognised accounting practices and policies has not disclosed the information required to be disclosed in terms of Clause 41 of the Listing Agreement including the manner in which it is to be disclosed, or that it contains any material misstatement.

For and on behalf of
M/S.Thacker Butala Desai
Chartered Accountants

Place :
Date: 1-11-12



M. T. Desai

M. T. Desai.
Partner
M.No. 30911
Firm Regi. No: 110864W

NOTE

STANDALONE: FOR THE HALF YEAR

(Rs. in Crores)

Particulars (TURNOVER)	HYFY13	HYFY12	Growth (%)
MATERIAL HANDLING EQUIPMENTS	295	317	(6.5)
GEAR	270	273	(1.2)
TOTAL	565	590	(4.1)

(Rs. in Crores)

Particulars	HYFY13	HYFY12	Growth (%)
TURNOVER	565	590	(4.1)
PBT	43	47	(7.5)
PAT	29	30	(3.6)

ORDER BOOKED DURING THE YEAR

(Rs in Crores)

Division	Up to 31 st Oct 2012 For FY 12-13	For FY 11-12	For FY 10-11
MATERIAL HANDLING EQUIPMENTS	647	680	1085
GEAR	270	530	614
TOTAL	917	1210	1699

ELECON ENGINEERING COMPANY LTD.

01st November, 2012

UNEXECUTED ORDERS AS ON

(Rs. in Crores)

Division	As on 31 st Oct 2012	As on 31 st March 2012	As on 31 st March 2011
MATERIAL HANDLING EQUIPMENTS	1228	913	1059
GEAR	275	299	325
TOTAL	1503	1212	1384

QUARTERWISE ORDERBOOKING

(Rs. in Crores)

Division	Sep- 09	Dec- 09	Mar - 10	Jun- 10	Sep- 10	Dec- 10	Mar -11	Jun- 11	Sep- 11	Dec-- 11	Mar -12	Jun- 12	Sep- 12
MHE	75	81	89	414	96	287	288	329	116	126	109	534	83
GEAR	117	112	127	185	136	136	157	150	124	106	150	133	103
TOTAL	192	193	216	599	232	423	445	479	240	232	259	667	186

ELECON ENGINEERING COMPANY LTD.
01st November, 2012

QUARTERWISE UNEXECUTED ORDERS

(Rs. in Crores)

Division	Sep-09	Dec-09	Mar-10	Jun-10	Sep-10	Dec-10	Mar-11	Jun-11	Sep-11	Dec-11	Mar-12	Jun-12	Sep-12
MHE	1177	1105	674	930	843	962	1059	1228	1170	1118	913	1315	1215
GEAR	247	257	246	329	335	325	325	376	345	306	299	314	269
TOTAL	1424	1362	920	1259	1178	1287	1384	1604	1515	1424	1212	1629	1484

The Company is having live enquiries of more than Rs. 6000 Crores as on 31st Oct, 2012.

In the HYFY13 under review Rs. 35 Crores have been capitalized as Fixed Assets. Out of which Rs. 18 Crores is pertaining to MHE and Rs. 17 Crores is pertaining to Gear. In the current year i.e. FY13 the company intends to incur Capex to the tune of about Rs. 50 to Rs. 60 Crores.

The company has grown by around 13% in Turnover for the year 2011-12. The company expects to grow at around 7-8 % over last year's turnover i.e approximate Rs. 1400 Crores to Rs. 1450 Crores.

ELECON ENGINEERING COMPANY LTD.01st November, 2012**Recent Major Orders in the FY 12 - 13**

Customers	Description	Value (Rs. in Crores)
NTPC - Mauda Super Thermal Power Project - May'12	Installation services for main equipments, Structural Work, Civil works and Ex - Manufacturing work of dispatch price for mandatory spares. (2 * 660 MW NTPC Mouda STPP Stage II at Mouda Nagpur, Maharastra.)	272.33
BHEL - Bangalore June'12	Supply of conveyor package system for CHP 2 * 800 MW (Consists of Technological structure, pulleys, idlers etc..) and Erection	94.31
Tecpro system LTD Chennai - Aug'12	Design engineering, manufacturing, supply of stacker reclaimers, paddle feeder, wagon tripler	26.00
Tecpro system LTD Chennai - May'12	Supply of various equipments in CHP for 2*300 MW haldia TPP project of haldia energy ltd - 1 No. S/R, 1 no W/T & Asso. Equip 2 Nos. Each T/T, R/G & VGF, 4 Nos. P/F and mandatory spares	25.50
Cethar Ltd-Tamilnadu Apr'12	Design, Manufacturing, Supply and E & C of 2 nos. wagon tippler and accessories for SKS power generation Ltd, Raigarh - (4*300 MW)	19.45
BHEL - Bangalore June'12	Supply of machine package - B comprises of stacker cum reclimer with rail, rail accessories, clamps, fixtures, hoist,belt weigher,all electrical hydraulic drives & Accessories.	17.02
IFFCO- Paradip June'12	3 Nos. Full Portal Scraper Reclaimer & Spares (Supply & Erection)	16.30
NMDC LTD Hyderabad - Oct'12	Supply of 2 Nos. Stacker for Lump ore for Bachel & kirandul Complex	15.11
Cethar Ltd-Tamilnadu Apr'12	Design, Manufacturing, Supply and E & C of 1 nos. stacker cum reclaimer for SKS power generation Ltd, Raigarh - (4*300 MW)	11.30
Shree Cement Ltd. Rajasthan - Apr'12	Stacker & Reclaimer	10.80
Danieli India Limited Aug'12	Complete design & Engineering of iron ore handling system.	8.7

Market Capitalization as on 31st October, 2012 was around **Rs. 438 Crores**