

A Superbrand.

May 27, 2013

The Manager
Listing Department
National Stock Exchange of India Ltd.
Exchange Plaza, C-1, Block G
Bandra Kurla Complex
Bandra (E)
Mumbai 400051

Scrip Id: PNC

Dear Madam,


Re: Scrip Id: PNC
Sub: Outcome of Board Meeting held on May 27, 2013

In compliance with the requirements of the Listing Agreement, we hereby intimate that at the Board Meeting held today the Board has:

- 1) Approved the Annual Audited Standalone and Consolidated Financial Results for the year ended March 31, 2013. (Annexure -I)
- 2) Not recommended any dividend for the financial year ended March 31, 2013.
- 3) Scheduled an Annual General Meeting of the Company on Friday, September 27, 2013 at MC Ghia Hall, Kala Ghoda, Mumbai at 3.00 PM.
- 4) Decided to close the Register of Members and Share Transfer Books of the Company from Wednesday, September 18, 2013 to Friday, September 27, 2013 (both days inclusive) for the purpose of Annual General Meeting of the Company.

Kindly acknowledge the receipt.

Yours faithfully,
For Pritish Nandy Communications Ltd



Rupali Vaidya
Company Secretary

Encl: As above



AUDITED STANDALONE AND CONSOLIDATED FINANCIAL RESULTS FOR THE YEAR ENDED MARCH 31, 2013

PARTICULARS	STANDALONE				CONSOLIDATED		
	Quarter ended on 31.03.2013 (Unaudited)	Quarter ended on 31.12.2012 (Unaudited)	Quarter ended on 31.03.2012 (Unaudited)	Year ended on 31.03.2013 (Audited)	Year ended on 31.03.2012 (Audited)	Year ended on 31.03.2013	Year ended on 31.03.2012
Income from operations	5.52	73.00	236.35	104.49	449.35	288.43	632.17
Total income	5.52	73.00	236.35	104.49	449.35	288.43	632.17
Expenditure							
a) Cost of content	(26.18)	61.60	0.11	234.78	0.11	234.78	0.11
b) Purchases of content-in-trade	-	-	-	-	189.47	-	189.47
c) Changes in unamortised/ unexploited/ unfinished content	8.13	-	108.37	127.23	132.90	127.24	132.90
d) Staff cost	25.48	21.03	18.29	89.63	95.03	89.63	96.61
e) Depreciation	4.56	4.55	4.68	18.41	19.19	33.85	31.23
f) Other expenditure	62.61	47.74	210.47	241.41	386.59	482.39	588.30
Total expenditure	74.80	134.92	341.92	711.46	823.29	967.89	1,038.62
Profit (Loss) from operations before other income and interest	(69.08)	(61.92)	(105.57)	(606.97)	(373.94)	(679.46)	(406.45)
Other income	51.13	31.25	30.30	157.94	137.20	165.01	141.33
Profit (Loss) before interest	(17.95)	(30.67)	(75.27)	(449.03)	(236.74)	(514.45)	(265.12)
Interest	27.33	18.86	18.88	84.07	84.87	100.35	92.48
Profit (Loss) before tax	(45.28)	(49.53)	(94.13)	(533.10)	(321.81)	(414.80)	(357.60)
Tax expenses							
-Current	-	-	-	-	-	0.57	0.55
-Deferred	(3.52)	0.20	(5.97)	8.37	(13.73)	(17.44)	(25.40)
Net profit (Loss)	(41.79)	(49.33)	(94.18)	(541.47)	(307.88)	(597.93)	(382.75)
Paid-up equity share capital (FV Rs 10)	1,446.70	1,446.70	1,446.70	1,446.70	1,446.70	1,446.70	1,446.70
Reserves excluding revaluation reserves	-	-	-	6,676.80	7,218.27	6,464.02	7,061.95
Net worth	-	-	-	8,123.50	8,664.97	7,910.72	8,508.65
Earning per share (Basic and diluted EPS on weighted average basis)	(0.29)*	(0.34)*	(0.61)*	(3.74)	(2.13)	(4.13)	(2.30)
*Not annualised							

SELECT INFORMATION FOR THE QUARTER AND FOR THE YEAR ENDED MARCH 31, 2013

A) PARTICULARS OF SHAREHOLDING	STANDALONE				CONSOLIDATED		
	Quarter ended on 31.03.2013 (Unaudited)	Quarter ended on 31.12.2012 (Unaudited)	Quarter ended on 31.03.2012 (Unaudited)	Year ended on 31.03.2013 (Audited)	Year ended on 31.03.2012 (Audited)	Year ended on 31.03.2013	Year ended on 31.03.2012
1) Particulars of shareholding							
Public shareholding							
- Number of shares	9,047,436	9,109,840	9,136,657	9,047,436	9,136,657	9,047,436	9,136,657
- Percentage of shareholding	62.54	62.97	63.16	62.54	63.16	62.54	63.16
2) Promoters and promoter group shareholding							
a) Pledged/ encumbered							
Number of shares	-	-	-	-	-	-	-
- % of shares (as a % of total shareholding of promoter and promoter group)	-	-	-	-	-	-	-
- % of shares (as a % of total share capital of the company)	-	-	-	-	-	-	-
b) Non-encumbered							
Number of shares	5,419,564	5,357,160	5,330,343	5,419,564	5,330,343	5,419,564	5,330,343
- % of shares (as a % of total shareholding of promoter and promoter group)	100	100	100	100	100	100	100
- % of shares (as a % of total share capital of the company)	37.46	37.03	36.84	37.46	36.84	37.46	36.84
Dividend per share (FV Rs 10)	-	-	-	-	-	-	-
Dividend percentage	-	-	-	-	-	-	-
B) INVESTOR COMPLAINTS	Quarter ended on 31.03.2013						
Pending at the beginning of the quarter	Nil						
Received during the quarter	Nil						
Disposed off during the quarter	Nil						
Remaining unresolved at the end of the quarter	Nil						

AUDITED STANDALONE AND CONSOLIDATED STATEMENT OF ASSETS AND LIABILITIES OF AS ON MARCH 31, 2013


PARTICULARS	STANDALONE		CONSOLIDATED		Notes:
	As at 31.03.2013	As at 31.03.2012	As at 31.03.2013	As at 31.03.2012	
Equity and liabilities					
a) Share capital	1,446.70	1,446.70	1,446.70	1,446.70	
b) Reserves and surplus	6,676.80	7,218.27	6,464.02	7,061.95	
Minority interest	-	-	0.41	0.41	
Non current liabilities					
a) Long term borrowings	20.85	22.90	92.10	122.65	
b) Deferred tax liabilities (net)	1,270.46	1,262.09	1,194.47	1,211.91	
Current liabilities					
a) Short term borrowings	500.00	500.00	500.00	500.00	
b) Trade payables	227.04	265.43	240.14	273.21	
c) Other current liabilities	2,312.82	324.14	2,437.09	424.08	
d) Short term provision	0.17	0.22	0.20	0.36	
Total	12,454.84	11,039.75	12,375.13	11,041.27	
Assets					
Non current assets					
a) Fixed assets	149.64	158.49	380.63	386.59	
b) Non current investment	362.45	380.18	1.45	19.19	
c) Long term loans and advances	4,856.59	4,103.00	4,924.61	4,174.75	
Current assets					
a) Cinematic and television content	4,307.13	4,434.37	4,272.05	4,399.29	
b) Trade receivables	83.54	506.27	87.95	511.84	
c) Cash and bank balances	2,533.02	1,376.75	2,592.71	1,470.81	
d) Short term loans and advances	88.71	41.36	38.16	36.76	
e) Other current assets	73.76	39.33	77.57	42.04	
Total	12,454.84	11,039.75	12,375.13	11,041.27	


Notes:


- The above results were reviewed by the Audit Committee and taken on record by the Board of Directors of the Company at its meeting held on May 27, 2013.
- There are no exceptional items and extra ordinary items.
- Arbitration proceedings initiated by the Company against Prasar Bharati, in respect of bank guarantees encashed in the year 2000-01 for marketing of Olympic Games 2000 are ongoing. The Company has also initiated proceedings for recovery of loans and advances of Rs 46,753,181 which are pending before the Bombay High Court.
- The Board of Directors has not recommended any dividend for the year.
- Figures of the previous year have been regrouped, wherever necessary.
- The parent Company and one subsidiary operates in only one business segment viz content. The other subsidiary PNC Wellness Ltd operates in the wellness segment.
- The Consolidated Financial Results of the Company are prepared as per AS-21 with the subsidiaries.

CONSOLIDATED SEGMENTWISE REVENUE, RESULTS AND CAPITAL EMPLOYED AS ON MARCH 31, 2013

PARTICULARS	CONSOLIDATED	
	Year ended on 31.03.2013	Year ended on 31.03.2012
Segment revenue		
a) Content business	104.49	449.35
b) Wellness business	183.94	182.82
Total	288.43	632.17
Less: Intersegment revenue	-	-
Total income from operations	288.43	632.17
Segment results profits/ (loss) before tax each segment		
a) Content business	(531.27)	(319.97)
b) Wellness business	(83.52)	(37.63)
Total profit (Loss) before tax	(614.79)	(357.60)
Capital employed (Segment assets minus segment liabilities)		
a) Content business	7,739.29	8,326.06
b) Wellness business	171.84	183.00
Total capital employed	7,911.13	8,509.06


 Mahesh Vyas
 Chief Manager/ Accounts


 Yatender Verma
 VP/ Finance, Compliances and Legal Affairs


 Pallab Bhattacharya
 Wholtime Director and CEO

Mumbai, May 27, 2013

For more details, contact Yatender Verma at verma@pnlhannandy.com