



**DEEPAK FERTILISERS
AND PETROCHEMICALS
CORPORATION LIMITED**

11th February 2015

BSE Limited,
Phiroze Jeejeebhoy Towers,
Dalal Street, Fort,
Mumbai - 400 001

National Stock Exchange of India Ltd.
"Exchange Plaza",
Bandra-Kurla Complex,
Bandra (East)
Mumbai - 400 051

Dear Sir,


Sub: Unaudited Financial Results of the Company for the quarter and nine months ended 31st December, 2014.

Pursuant to Clause 41 of the Listing Agreement, please find attached herewith the following for the quarter and nine months ended 31st December, 2014.

- 1) Unaudited Financial Results.
- 2) Limited Review Report issued by the Auditors.

Thanking you,

Yours faithfully,
For Deepak Fertilisers
And Petrochemicals Corporation Limited


Tushar Dey
Executive Vice-President (Legal) &
Company Secretary

Encl: - as above

REGISTERED OFFICE

Opp. Golf Course, Yerawada, Pune - 411 006.
Tel. : +91 20 6645 8000, Fax. : +91 20 6645 8296
Web : www.dfpl.com

T + 91 020 60601005/6/7/8/9
+ 91 020 25666932/32926341
E bkkpune@bkkhareco.com
Hotel Swaroop, 4th Floor,
Lane No.10, Prabhat Road,
Erandwane, Pune - 411 004, India

T + 91 80 41105357
E bkkbengaluru@bkkhareco.com
101, Money Chambers,
1st Floor, # 6 K. H. Road,
Shanthinagar,
Bengaluru - 560027, India

T + 91 011 4182 8360
E bkkdelhi@bkkhareco.com
107, Siddharth Chambers,
Near IIT Gate,
Kalu Sarai, Hauz Khas,
New Delhi - 110 016, India



DEEPAK FERTILISERS AND PETROCHEMICALS CORPORATION LIMITED

Regd. Office : Opp. Golf Course, Shastri Nagar, Yerawada, Pune-411 006. Website: www.dfpc.com, Investors relation contact: investorgrievance@dfpc.com
CIN: L24121MH1979PLC021360

PART I							(Rs. In Lacs)
STATEMENT OF STAND-ALONE UNAUDITED FINANCIAL RESULTS FOR THE QUARTER AND NINE MONTHS ENDED 31.12.2014							
Sr. No.	Particulars (Refer Notes Below)	Quarter Ended			Nine Months Ended		Year Ended
		31.12.2014 (Unaudited)	30.09.2014 (Unaudited)	31.12.2013 (Unaudited)	31.12.2014 (Unaudited)	31.12.2013 (Unaudited)	31.03.2014 (Audited)
1	Income from Operations						
	(a) Net Sales/Income from Operations (Net of excise duty)	80,933	101,155	100,740	276,033	272,947	379,008
	(b) Other Income from Operations (incl. realty income)	915	899	664	2,406	1,722	2,620
	Total Income from Operations (net)	81,848	102,054	101,404	278,439	274,669	381,628
2	Expenses						
	(a) Cost of Materials consumed	34,616	31,923	45,983	103,737	125,956	165,276
	(b) Purchases of stock-in-trade	48,402	42,624	36,126	136,843	93,649	114,384
	(c) Changes in inventories of finished goods, work-in-progress and stock-in-trade	(17,344)	9,126	(9,070)	(21,533)	(19,559)	(4,737)
	(d) Employee benefits expense	3,194	3,306	4,158	10,424	11,703	16,342
	(e) Depreciation and amortisation expense	2,966	2,741	2,603	8,718	7,630	10,264
	(f) Other expenses	7,999	8,981	10,305	27,424	29,056	39,954
	Total expenses	79,833	98,701	90,105	285,613	248,435	341,483
3	Profit/(Loss) from Operations before other income, finance costs & exceptional items (1-2)	2,015	3,353	11,299	12,826	26,234	40,145
4	Other Income	1,133	913	862	2,763	3,988	4,704
5	Profit/(Loss) from ordinary activities before finance costs and exceptional items (3+4)	3,148	4,266	12,161	15,589	30,222	44,849
6	Finance costs	2,991	2,996	1,996	8,561	7,730	10,075
7	Profit/(Loss) from ordinary activities after finance costs but before exceptional items (5-6)	157	1,270	10,165	7,028	22,492	34,774
8	Exceptional Items (Refer Note 5)	-	-	1,112	-	1,112	1,135
9	Profit/(Loss) from ordinary activities before tax (7-8)	157	1,270	9,053	7,028	21,380	33,639
10	Tax expense	32	268	2,826	1,916	6,136	9,251
11	Net Profit/(Loss) from ordinary activities after tax (9-10)	125	1,002	6,427	5,112	15,244	24,388
12	Extraordinary items (net of tax expense of Rs. Nil)	-	-	-	-	-	-
13	Net Profit / (Loss) for the period (11+12)	125	1,002	6,427	5,112	15,244	24,388
14	Share of profit / (loss) of associates	-	-	-	-	-	-
15	Minority Interest	-	-	-	-	-	-
16	Net Profit / (Loss) after taxes, minority interest and share of profit / (loss) of associates (13+14+15)	125	1,002	6,427	5,112	15,244	24,388
17	Paid-up Equity Share Capital (Face Value of Rs. 10/- each)	8,820	8,820	8,820	8,820	8,820	8,820
18	Reserve excluding Revaluation Reserves	-	-	-	-	-	132,416
19.i	Earnings Per Share (EPS) (before extraordinary items) (face value of Rs. 10 each) (not annualised)						
	(a) Basic (In Rs.)	0.14	1.14	7.29	5.80	17.28	27.65
	(b) Diluted (In Rs.)	0.14	1.14	7.29	5.80	17.28	27.65
19.ii	Earnings Per Share (EPS) (after Extraordinary Items) (face value of Rs. 10 each) (not annualised)						
	(a) Basic (In Rs.)	0.14	1.14	7.29	5.80	17.28	27.65
	(b) Diluted (In Rs.)	0.14	1.14	7.29	5.80	17.28	27.65

Handwritten signature

PART II		SELECT INFORMATION FOR THE QUARTER AND NINE MONTHS ENDED					
Sr. No.	Particulars	Quarter Ended			Nine Months Ended		Year Ended
		31.12.2014	30.09.2014	31.12.2013	31.12.2014	31.12.2013	31.03.2014
A	PARTICULARS OF SHAREHOLDING						
1	Public Shareholding						
	- Number of Shares	48,103,855	48,103,855	48,103,855	48,103,855	48,103,855	48,103,855
	- Percentage of Shareholding	54.54	54.54	54.54	54.54	54.54	54.54
2	Promoters and Promoter Group Shareholding						
	(a) Pledged/ Encumbered						
	- Number of Shares	-	-	-	-	-	-
	- Percentage of Shares (as a % of the total shareholding of Promoter and Promoter group)	-	-	-	-	-	-
	- Percentage of shares (as a % of the total share capital of the Company)	-	-	-	-	-	-
	(b) Non-Encumbered						
	- Number of Shares	40,101,088	40,101,088	40,101,088	40,101,088	40,101,088	40,101,088
	- Percentage of Shares (as a % of the total shareholding of Promoter and Promoter group)	100.00	100.00	100.00	100.00	100.00	100.00
	- Percentage of shares (as a % of the total share capital of the Company)	45.46	45.46	45.46	45.46	45.46	45.46

Particulars		For the Quarter Ended 31.12.2014
B	INVESTOR COMPLAINTS	
	Pending at the beginning of the quarter	0
	Received during the quarter	3
	Disposed of during the quarter	3
	Remaining unresolved at the end of the quarter	0

STAND-ALONE SEGMENT-WISE REVENUE, RESULTS AND CAPITAL EMPLOYED


Sr. No.	Particulars	(Rs. in Lacs)					
		Quarter Ended			Nine Months Ended		Year Ended
		31.12.2014 (Unaudited)	30.09.2014 (Unaudited)	31.12.2013 (Unaudited)	31.12.2014 (Unaudited)	31.12.2013 (Unaudited)	31.03.2014 (Audited)
1	Segment Revenue						
	(a) Chemicals						
	Manufactured	44,802	42,713	51,879	134,458	143,536	203,858
	Traded	18,081	24,451	13,283	64,012	32,817	47,765
	Total	62,883	67,164	65,162	198,470	176,353	251,623
	(b) Fertilisers						
	Manufactured	931	1,595	21,186	16,072	55,715	67,497
	Traded	18,305	33,628	18,969	67,056	52,149	73,465
	Total	19,236	35,223	40,155	83,128	107,864	140,962
	(c) Realty	196	194	81	568	232	349
	(d) Others	27	265	41	641	700	791
	Total	82,341	102,846	105,439	262,807	285,149	393,725
	Less: Inter Segment Revenue	493	792	4,035	4,368	10,480	12,097
	Net Sales/Income From Operations	81,848	102,054	101,404	278,439	274,669	381,628
2	Segment Profit / (Loss) before tax and interest						
	from Each segment						
	(a) Chemicals	4,561	4,660	7,337	17,409	21,596	37,146
	(b) Fertilisers	(597)	778	5,507	2,274	12,924	15,640
	(c) Realty	(427)	(394)	(884)	(1,327)	(1,672)	(2,125)
	(d) Others	(63)	182	(56)	371	415	424
	Total	3,474	5,226	11,904	18,727	33,263	51,085
	Less: i) Interest	2,991	2,996	1,996	8,561	7,730	10,075
	ii) Other unallocable expenditure net of unallocable income	326	960	855	3,138	4,153	7,371
	Total Profit Before Tax	157	1,270	9,053	7,028	21,380	33,639
3	Capital Employed						
	(a) Chemicals	159,357	161,869	159,425	159,357	159,425	159,061
	(b) Fertilisers	65,934	51,423	33,870	65,934	33,870	18,653
	(c) Realty	24,875	25,078	25,479	24,875	25,479	25,359
	(d) Others	2,918	3,147	3,193	2,918	3,193	3,105
	(e) Unallocated	67,274	76,070	52,724	67,274	52,724	50,870
	Total	320,358	317,587	274,691	320,358	274,691	257,048

Notes:

- The above unaudited financial results for the quarter and nine months ended 31st December, 2014 have been subjected to a limited review by the statute Company.
- As per the requirements of the Companies Act, 2013, the Company has re-assessed the remaining useful life and residual value of the fixed assets taking requirement of Schedule II of the Act. This has resulted in an additional charge of depreciation amounting to Rs. 343.54 Lacs for the quarter and Rs. 8 months ended 31st December, 2014. The written down value of assets of Rs. 386.57 Lacs as on 1st April 2014 (net of deferred tax of Rs. 199.05 Lacs) is exhausted, has been adjusted against General Reserve.
- Effective from 15th May, 2014 the domestic gas supply to the Company has been stopped, pursuant to an Order passed by the Ministry of Petroleum and consequence, the Nitro phosphate plant has been under shut down. The Company is of the view that this abrupt decision to stop the gas supply is arbitrary and discriminatory. The Company has moved the Delhi High Court against the said Order. The Company had simultaneously approached the Department of reconsider its decision of gas cut. The Government of India has, since, constituted an Inter Ministerial Committee to review its decision.
- Consequent to open offer made by SCM Soilfert Limited (SSL), a wholly owned subsidiary of the Company, in terms of Regulations 15(2) of SEBI (Subsidiary Shares and Takeovers) Regulations 2011, in which the Company was person acting in concert, SSL acquired 5.94% additional equity shares of Mangalore Fertilisers Limited (MCFL). Subsequent to that, SSL sold 2.20% of equity shares held in MCFL. This resulted in net shareholding of SSL at 29.05%, as
- Exceptional items represent cost of voluntary separation scheme to employees at Tajola unit.
- During the period SCM Fertichem Limited has become wholly owned subsidiary of the Company pursuant to investment of Rs. 4.33 Lacs in the said Company.
- Previous period's/ year's figures have been reclassified / regrouped wherever necessary.

These results were reviewed by the Audit Committee. The Board of Directors at its meeting held on 11th February 2015, approved the same.

For DEEPAK FERTILISERS
AND PETROCHEMICALS CO


S C MEHTA
Chairman and Managing Director

Place : Mumbai
Date : 11th February, 2015

B. K. KHARE & Co.
CHARTERED ACCOUNTANTS

T + 91 022 22000607/7318/6360
+ 91 022 66315835/36
F + 91 022 2200 3476
E info@bkkhareco.com
706/708, Sharda Chambers New Marine
Lines, Mumbai - 400 020, India


**The Board of Directors
Deepak Fertilisers and Petrochemicals Corporation Limited**

**Limited Review Report on Standalone Financial Results for the quarter and nine months ended
31 December 2014**


- We have reviewed the Standalone Financial Results for the quarter and nine months ended 31 December 2014 which are included in the accompanying Statement of Unaudited Financial Results for the quarter and nine months ended 31 December 2014 (the "Statement") of Deepak Fertilisers and Petrochemicals Corporation Limited ("the Company") except for the disclosures regarding 'Public Shareholding' and 'Promoter and Promoter Group Shareholding' which have been traced from disclosures made by the management and have not been audited by us. This Statement is the responsibility of the Company's Management and has been approved by the Board of Directors. Our responsibility is to issue a report on the Statement based on our review.
- We conducted our review in accordance with the Standard on Review Engagement (SRE) 2410, "Review of Interim Financial Information Performed by the Independent Auditor of the Entity" issued by the Institute of Chartered Accountants of India. This standard requires that we plan and perform the review to obtain moderate assurance as to whether the financial statements are free of material misstatement. A review is limited primarily to inquiries of Company's personnel and analytical procedures applied to financial data and thus provides less assurance than an audit. We have not performed an audit and accordingly, we do not express an audit opinion.
- Based on our review conducted as above, nothing has come to our attention that causes us to believe that the accompanying Statement of unaudited financial results prepared in accordance with the Accounting Standards notified under section 133 of the Companies Act, 2013 read with Rule 7 of the Companies (Accounts) Rules, 2014 and other recognised accounting practices and policies has not disclosed the information required to be disclosed in terms of Clause 41 of the Listing Agreement including the manner in which it is to be disclosed, or that it contains any material misstatement.

For and on behalf of

B. K. Khare & Co.
Chartered Accountants
FRN: 105102W


Naresh Kumar Kataria
Partner
M. No. 37825

Mumbai, Date: 11 February 2015



Pune

T + 91 020 60601005/6/7/8/9
+ 91 020 25666932/32926341
E bkkpune@bkkhareco.com
Hotel Swaroop, 4th Floor,
Lane No.10, Prabhat Road,
Erandwane, Pune - 411 004, India

Bengaluru

T + 91 80 41105357
E bkkbengaluru@bkkhareco.com
101, Money Chambers,
1st Floor, # 6 K. H. Road,
Shanthinagar,
Bengaluru - 560027, India

New Delhi

T + 91 011 4182 8360
E bkkdelhi@bkkhareco.com
107, Siddharth Chambers,
Near IIT Gate,
Kalu Sarai, Hauz Khas,
New Delhi - 110 016, India.