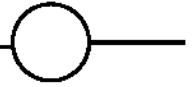


Level 5  
Airport Central Tower  
241 O'Riordan Street  
PO Box 934  
Mascot NSW 2020

Phone: 61 2 9693 0000  
Fax: 61 2 8339 0005  
www.pipelinetrust.com.au

Australian  
Pipeline Trust



Australian Pipeline Ltd  
ACN 091 344 704

ARSN 091 678 778

30 August 2005

The Manager

Company Announcements Office  
Australian Stock Exchange  
4<sup>th</sup> Floor, 20 Bridge Street  
Sydney NSW 2000

### **Electronic Lodgement**

Dear Sir or Madam

### **Full Year Results 2005**

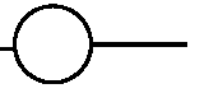
In accordance with the listing rules, I attach the following announcement for release to the market:

- Australian Pipeline Trust Announces 13.4 Per Cent Operating Profit Growth And Increased Annual Distribution

Yours sincerely

A handwritten signature in black ink that reads "A James". The signature is written in a cursive style with a large initial 'A'.

**Austin James**  
Company Secretary



30 August 2005

---

**Media release**

---

**AUSTRALIAN PIPELINE TRUST ANNOUNCES 13.4 PER CENT OPERATING PROFIT GROWTH AND INCREASED ANNUAL DISTRIBUTION**

The Australian Pipeline Trust (APA) today announced an operating profit after tax and minorities but before significant items of \$51.0 million, an increase of 13.4 per cent on the previous year.

It was the fifth consecutive operating profit increase since APA listed in 2000. A final profit distribution of 6.0 cents per unit (cpu) franked to 40% at the corporate income tax rate has been declared. This takes the total distribution for the 2005 financial year to 22.5 cpu, an increase of 1.0 cpu from the previous corresponding period.

The improved performance followed strategic acquisitions and increased pipeline transportation revenue, principally from the Roma to Brisbane Pipeline.

Net profit after significant items was \$69.7 million, down from \$121.3 million in 2004, due largely to previous one-off income tax benefits.

George Bennett, chairman of APA's responsible entity Australian Pipeline Limited, said the result was in line with predictions and showed revenue from APA's pipelines was stable and predictable into the future.

"Our improved operating performance has allowed us to declare a total distribution for the 2005 financial year of 22.5 cpu, 1.0 cpu higher than in 2004," Mr Bennett said.

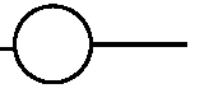
"APA expects to continue declaring partially franked distributions to the extent of available franking credits.

"The last year has been significant in terms of acquisitions. In August 2004, APA acquired the remaining 45 per cent interest in SCP Investments (No.1) Pty Limited, the majority owner of the Goldfields Gas Transmission Pipeline and the Parmelia gas business, for \$209 million.

"This helped lift pipeline revenue by 44 per cent from \$185.6 million to \$267.2 million. "And in February this year, APA acquired the remaining 30 per cent minority interest in the Carpentaria Gas Pipeline joint venture for \$97 million."

In other developments, APA has provided \$23.5 million to investigate and address stress corrosion cracking (SCC) on the Moomba to Sydney Pipeline (MSP).

As previously reported, evidence of SCC is not unusual for a pipeline of this age and type. SCC has been found in the first 162 kilometres of the MSP where the ground and pipeline operating conditions indicated a propensity for it to occur. A final inspection data report has been received. On the basis of this report, it has been established that significant SCC occurs towards the beginning of the 162 kilometres of pipeline and declines in severity towards the end of this section.



In May 2005, six sites underwent remedial maintenance to ensure the highest standards of safety were maintained, and similar safety audits will occur along other sections of the pipeline this year. This will ensure the continued safe operation of the pipeline and that APA continues to meet its contractual obligations for the MSP.

In reviewing the outlook for APA, chief executive officer, Mick McCormack emphasised his ongoing commitment to organic growth and diversification of the Trust's asset base.

"APA will continue looking to increase unitholder value by enhancing the utilisation of the existing portfolio of pipeline assets and by acquiring pipeline and complementary assets," Mr McCormack said.

"In future years, some specific issues will need to be addressed including the contracted reduction in Moomba to Sydney Pipeline revenue and the termination of the return tariff on the Amadeus Gas Pipeline. We have in place strategies to, at least, maintain current profitability and cash distributions and expect to do better."

The year's highlights included:

- A 10-year transportation agreement with Incitec Pivot Limited to transport up to 16 PJ per annum of gas through the Roma to Brisbane Pipeline in Queensland to IPL's fertiliser plant at Gibson Island, commencing in 2007.
- A 10-year gas transportation deal to the new Braemar power station in Queensland. Starting in 2006, APA will transport six PJ of gas per annum via its RBP.
- A 12.5-year variation agreement with CS Energy to increase transportation volumes through the RBP to more than 15 PJ pa, commencing in February 2005.
- Advanced planning to expand APA's Mondarra gas storage facilities following the gas storage optimisation agreement signed with Western Power. Gas storage optimisation is intended to assist Western Power to meet its power requirements in the Perth region.

**Contact:** Mick McCormack, Australian Pipeline Trust

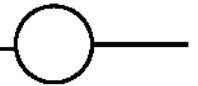
**Telephone:** - (02) 9693 0011

**Email:** [mmccormack@pipelinetrust.com.au](mailto:mmccormack@pipelinetrust.com.au)

<http://www.pipelinetrust.com.au>

#### **About Australian Pipeline Trust (APA)**

Australian Pipeline Trust is the major ASX listed natural gas pipeline company in Australia with interests in more than 7,500km of pipeline infrastructure. The trust has a varied and quality customer base including AGL, Cooper Eromanga Basin Producers, Xstrata, Newmont, CS Energy, BHP Billiton, Zinifex, Incitec Pivot, Origin, Energex and WMC.



### Full year results, 2004/05

Operating results (\$m)	FY 2005	FY 2004	Change compared to pcp	
				%
Pipeline Revenue	267.235	185.591	81.644	44.0
Other Pipeline Revenue	89.304	74.577	14.727	19.7
Other Revenue	19.251	17.940	1.311	7.3
Total Revenue	375.790	278.108	97.682	35.1
EBITDA	178.876	133.935	44.941	33.6
EBIT	142.058	111.368	30.690	27.6
Pre tax Profit	77.754	65.021	12.733	19.6
Income Tax Expense	(26.430)	(19.825)	(6.605)	(33.3)
<b>Operating profit after income tax and minorities</b>	<b>51.014</b>	<b>44.984</b>	<b>6.030</b>	<b>13.4</b>
<b>Significant Items</b>				
Stress Corrosion Cracking repair provision	(23.530)	-	(23.530)	-
Due diligence cost (recovered/written-off)	2.000	(5.763)	7.763	-
Mid West Pipeline written off	-	(19.943)	19.943	-
Tax consolidation benefit – SCP	-	6.964	6.964	-
Significant items before income tax	(21.530)	(18.742)	(2.788)	-
Tax effect of significant items	6.459	2.138	4.321	-
Tax consolidation benefit – APA	33.738	92.912	(59.174)	-
Significant items after income tax	18.667	76.308	(57.641)	(75.5)
<b>Net profit attributable to unitholders</b>	<b>69.681</b>	<b>121.292</b>	<b>(51.611)</b>	<b>(42.6)</b>

### Financial Ratios

	FY 2005	FY 2004	Change compared to pcp	
Earnings Per Unit (cents) – before significant items	18.55	18.25	0.30	1.6
Earnings Per Unit (cents) after significant items	25.33	49.20	(23.87)	(48.5)
Net Tangible Asset Backing per unit	\$2.19	\$2.08	0.11	5.3
Free Cash Flow per unit (cents)	37.6	31.8	5.8	18.2
Interest Cover Ratio	2.3	2.3	-	-
Gearing Ratio (%)	63.53	58.37	-	-