

Form 604

Corporations Act 2001
Section 671B

Notice of change of interests of substantial holder

To: Company Name/Scheme Charter Hall Group CHC.AX
ABN/ACN/ARSN 113 531 150

1. Details of substantial holder

Name Macquarie Group Limited ('MQG'); and its controlled bodies corporate listed in Annexure A ('Macquarie Group Entities')
ABN/ACN/ARSN (if applicable) 122 169 279

There was a change in the interests of the substantial holder on: 4 March 2014
The previous notice was given to the company on: 3 May 2012
The previous notice was dated: 1 May 2012

2. Previous and present voting power

The total number of votes attached to all the voting shares in the company or voting interests in the scheme that the substantial holder or an associate had a relevant interest in when last required, and when now required, to give a substantial holding notice to the company or scheme, are as follows:

Class of securities	Previous notice		Present notice	
	Person's votes	Voting power	Person's votes	Voting power
'FPO'	34,151,391	11.50%	33,982,147	9.76%

3. Change in relevant interests

Particulars of each change in, or change in the nature of, a relevant interest of the substantial holder or an associate in voting securities of the company or scheme, since the substantial holder was last required to give a substantial holding notice to the company or scheme are as follows:

Date of change	Person whose relevant interest has changed	Nature of change	Consideration given in relation to change	Number of securities affected	Class	Voting power
See Annexure B						

4. Present relevant interests

Particulars of each relevant interest of the substantial holder in voting securities after the change are as follows:

Holder of relevant interest	Registered holder of securities	Person entitled to be registered as holder	Nature of relevant interest	Number of securities	Class	Person's votes
MACQUARIE CAPITAL GROUP LIMITED	MACQUARIE CAPITAL GROUP LIMITED	MACQUARIE CAPITAL GROUP LIMITED	Pursuant to section 608 of the Corporations Act	30,318,140	FPO	30,318,140
MACQUARIE INVESTMENT MANAGEMENT LTD	BOND STREET CUSTODIANS LIMITED	BOND STREET CUSTODIANS LIMITED	Pursuant to section 608 of the Corporations Act	2,378,919	FPO	2,378,919
	National Nominees Limited	National Nominees Limited	Pursuant to section 608 of the Corporations Act	453,102	FPO	453,102
	Citibank Melbourne	Citibank Melbourne	Pursuant to section 608 of the Corporations Act	239,278	FPO	239,278
	HSBC Bank Australia Limited	HSBC Bank Australia Limited	Pursuant to section 608 of the Corporations Act	65,993	FPO	65,993
MACQUARIE BANK LIMITED	MACQUARIE BANK LIMITED	MACQUARIE BANK LIMITED	Pursuant to section 608 of the Corporations Act	397,443	FPO	397,443
MACQUARIE CAPITAL (AUSTRALIA) LIMITED	MACQUARIE CAPITAL (AUSTRALIA) LIMITED	MACQUARIE CAPITAL (AUSTRALIA) LIMITED	Pursuant to section 608 of the Corporations Act	64,430	FPO	64,430
MACQUARIE PRIVATE PORTFOLIO MANAGEMENT LIMITED	HSBC Australia	HSBC Australia	Pursuant to section 608 of the Corporations Act	41,265	FPO	41,265
MACQUARIE LIFE LIMITED	BOND STREET CUSTODIANS LIMITED	BOND STREET CUSTODIANS LIMITED	Pursuant to section 608 of the Corporations Act	23,577	FPO	23,577

5. Changes in association

The persons who have become associates of, ceased to be associates of, or have changed the nature of their association with, the substantial holder in relation to voting interests in the company or scheme are as follows:

Name and ACN (if applicable)	Nature of association
Macquarie Group Limited &	Controlled Bodies Corporate

Macquarie Group Entities

6. Addresses

The addresses of persons named in this form are as follows:

Name	Address
MACQUARIE CAPITAL GROUP LIMITED	Level 23 101 Collins Street Melbourne Victoria Australia 3000
MACQUARIE INVESTMENT MANAGEMENT LTD	C/- Company Secretarial Mezzanine Level No. 1 Martin Place Sydney New South Wales Australia 2000
MACQUARIE BANK LIMITED	Level 3 25 National Circuit Forrest Australian Capital Territory Australia 2603
MACQUARIE FUNDS MANAGEMENT HONG KONG LIMITED	Level 18, One International Finance Centre 1 Harbour View Street Central Hong Kong
MACQUARIE CAPITAL (AUSTRALIA) LIMITED	C/- Company Secretarial Mezzanine Level No. 1 Martin Place Sydney New South Wales Australia 2000
MACQUARIE LIFE LIMITED	C/- Company Secretarial Mezzanine Level No. 1 Martin Place Sydney New South Wales Australia 2000
MACQUARIE PRIVATE PORTFOLIO MANAGEMENT LIMITED	C/- Company Secretarial Mezzanine Level No. 1 Martin Place Sydney New South Wales Australia 2000
MQ SPECIALIST INVESTMENT MANAGEMENT LIMITED	C/- Company Secretarial Mezzanine Level No. 1 Martin Place Sydney New South Wales Australia 2000
National Nominees Limited	5th Floor, 271 Collins St., Melbourne VIC 3000
JP Morgan Securities Australia GTI	Level 35, AAP Centre, Sydney NSW 2000
Citibank Melbourne	350 Collins Street, Melbourne, VIC
HSBC Bank Australia Limited	Level 31 HSBC Centre, 580 George St, Sydney NSW 2000
Goldman Sachs International	Peterborough Court, 133 Fleet Street, Long EC4A 2BB
HSBC Australia	Level 31 HSBC Centre, 580 George St, Sydney NSW 2000
BNP Paribas Securities Services (Australia)	60 Castlereagh St, Sydney, NSW 2000
Merrill Lynch Prime Brokerage	222 Broadway, 6th Floor New York, New York 10036
Goldman Sachs (Asia) LLC	68th Floor, Cheung Kong Centre, 2 Queens Road, Central, Hong Kong
Morgan Stanley	Chifley Tower, 2 Chifley Square, Sydney NSW 2000

Signature

Print name Dennis Leong Capacity Company Secretary

Sign here Date 7 March 2013

ANNEXURE 'A'

This is the annexure marked 'A' of 19 pages referred to in the Notice of change of interests of substantial holder.

Dennis Leong
Company Secretary, Macquarie Group Limited
7 March 2013

Controlled Bodies Corporate

ACN / Company No	Entity Name	Incorp Country
unlisted	Taurus Enhanced Gold and Precious Metals Fund	Australia
4649834	1135-1139 WESTMINSTER INC.	United States
1486261	1486261 Ontario Limited	Canada
133419708	a	Australia
2279716	2279716 Ontario Limited	Canada
124437574	ACCESS GP CO PTY LIMITED	Australia
124437421	ACCESS LP CO PTY LIMITED	Australia
153 275 677	ACN 153 275 677 Pty Ltd	Australia
5170061	Adreca Holdings Corp.	United States
1033353	AIRCRAFT ON GROUND, INC.	United States
75176813	AIRPORT MOTORWAY INFRASTRUCTURE NO.1 PTY LIMITED	Australia
75176859	AIRPORT MOTORWAY INFRASTRUCTURE NO.3 PTY LIMITED	Australia
75176993	AIRPORT MOTORWAY INFRASTRUCTURE NO.4 PTY LIMITED	Australia
81119477	ALLOCA (NO. 4) PTY. LIMITED	Australia
141 710 527	ALMOND HOLDCO PTY LIMITED (IN DEREGISTRATION)	Australia
3936270	Alster & Thames Partners (USA) LLC	United States
WK-145138	Alster & Thames Partners, Ltd.	Cayman Islands
8300092	Amador / Parkway Loan Holder LLC	United States
08.266.585/0001-04	AMAZON PARTICIPACOES DO BRASIL S.A.	Brazil
800004897	AOG EUROPE, LTD.	United States
800037055	AOG TANK TIGERS, INC.	United States
112 951 292	ARES CAPITAL MANAGEMENT INTERNATIONAL PTY LTD	Australia
	ARES CAPITAL MANAGEMENT INTERNATIONAL TRUST	Australia
113 861 046	ARES CAPITAL MANAGEMENT PTY LTD	Australia
	ARES CAPITAL MANAGEMENT TRUST	Australia
128 115 266	ARES INTERNATIONAL RESEARCH PTY LTD	Australia
128 115 248	ARES RESEARCH PTY LTD	Australia
124437609	ASIAN PACIFIC PROPERTY 2007 PTY LIMITED	Australia
136 524 975	AUSTRALIAN SOLAR POWER CONSORTIUM PTY LTD	Australia
3336426	AVENAL POWER CENTER, LLC	United States
600 235 951	AVIATION TECHNICAL SERVICES INC.	United States
3595090	AWHR America's Water Heater Rentals, L.L.C.	United States
4029153	AWHR Five, LLC	United States
4029149	AWHR Four, LLC	United States
4029145	AWHR One, LLC	United States
4029154	AWHR Six, LLC	United States
4029148	AWHR Three, LLC	United States
4029147	AWHR Two, LLC	United States
304030	A.C.N. 000 304 030 PTY LIMITED (IN LIQUIDATION)	Australia
67299923	A.C.N. 067 299 923 PTY LTD	Australia
127162485	A.C.N. 127 162 485 PTY LTD (IN LIQUIDATION)	Australia
127294946	A.C.N. 127 294 946 PTY LTD (IN LIQUIDATION)	Australia
127329337	A.C.N. 127 329 337 PTY LIMITED	Australia
136 024 970	A.C.N. 136 024 970 PTY LTD	Australia
154 402 927	A.C.N. 154 402 927 Pty Ltd	Australia
59814818	BAROSSA GE PTY LIMITED	Australia
HRB 177683	BE Geothermal GmbH	Germany
158 626 549	BECAG PTY LIMITED	Australia
8604966	BELIKE NOMINEES PTY. LIMITED	Australia
HRB 187113	Bemried Erdwärme Kraftwerk GmbH	Germany
128681809	BESPOKE CUSTODIANS PTY LIMITED (IN LIQUIDATION)	Australia
4522327	BIG SANDY CREEK WIND, LLC	United States
200921079K	BIOCARBON GROUP PTE. LIMITED (Former Non-Bank Group)	Singapore
131 532 735	BIOCARBON SERVICES PTY LIMITED	Australia
131 532 735	BIOCARBON SERVICES PTY LIMITED (Former Non-Bank Group)	Australia
	Blue Grass Abstract LLC	United States
	Blueshine, LLC	United States
5182626	Boketo LLC	United States
8607065	BOND STREET CUSTODIANS LIMITED	Australia
8606924	BOND STREET INVESTMENTS PTY. LIMITED	Australia
71247606	BOND STREET LEASE MANAGEMENT PTY LIMITED (IN	Australia
	BOOTH STAFF LOANS TRUST	Australia

4680004	BOSTON AUSTRALIA PTY LIMITED	Australia
5008702	BOSTON LEASING PTY. LIMITED	Australia
C0593320	BREK MANUFACTURING CO.	United States
1218745	BROOK ASSET MANAGEMENT LIMITED	New Zealand
1855508	BROOK ASSET MANAGEMENT PTY LIMITED	New Zealand
B64188642	Bruna Moon S.L.	Spain
	BUCKLING STAFF LOANS TRUST	Australia
88217	Bunhill Investments Unlimited	Jersey
2865830	BUTTONWOOD NOMINEES PTY LIMITED	Australia
79173381	CAMPUS INTERNATIONAL HOLDINGS PTY. LTD	Australia
	CAMPUS INTERNATIONAL HOLDINGS UNIT TRUST	Australia
4644364	CANADIAN BREAKS LLC	United States
Not Registered	CANTERBURY COURT HOLDINGS TRUST	Australia
4800336	Capital Meters Holdings Limited	United Kingdom
4800317	Capital Meters Limited	United Kingdom
B86295391	Captico Investments, S.L.	Spain
113484165	CENTAURUS INVESTOR PTY LIMITED	Australia
B 142637	Chartreuse et Mont Blanc Global Holdings S.C.A.	Luxembourg
B 142634	Chartreuse et Mont Blanc GP S.a r.l.	Luxembourg
B 142635	Chartreuse et Mont Blanc Holdings S.a r.l.	Luxembourg
508 758 745 RCS Paris	Chartreuse et Mont Blanc SAS	France
46527C1/GBL	CHINA PROPERTY INVESTMENTS LIMITED	Mauritius
WK-133807	Chiswell Investments Limited	Cayman Islands
2228708	CIORL LP Limited	Canada
	Closing Documentation Services, LLC	United States
	CMC Holdco Inc.	United States
	CMC Industries Inc.	United States
	CMC Railroad III-A, Inc.	United States
	CMC Railroad III-B, Inc.	United States
	CMC Railroad III-C, Inc.	United States
	CMC Railroad III-D, Inc.	United States
	CMC Railroad III, Inc.	United States
	CMC Railroad Inc.	United States
3709185	Columbia Service Partners of Kentucky, Inc.	United States
3709185	Columbia Service Partners of Ohio, Inc.	United States
3709187	Columbia Service Partners of Pennsylvania, Inc.	United States
3709182	Columbia Service Partners of West Virginia, Inc.	United States
2603344	Columbia Service Partners, Inc.	United States
	Commerce and Industry Brokerage Inc.	United States
79775134	CONCEPT BLUE PROPERTY PTY LTD	Australia
104379491	CORIOLIS HOLDINGS PTY LIMITED - IN LIQUIDATION	Australia
3241012	Corona Energy Limited	United Kingdom
3241002	Corona Energy Retail 1 Limited	United Kingdom
SC138229	Corona Energy Retail 2 Limited	United Kingdom
2746961	Corona Energy Retail 3 Limited	United Kingdom
2798334	Corona Energy Retail 4 Limited	United Kingdom
2879748	Corona Gas Management Limited	United Kingdom
	COWLEY MAP STAFF LOANS TRUST	Australia
64075C1/GBL	DALIAN II HOLDING COMPANY LIMITED	Mauritius
147 091 227	DATAFIRM PTY LIMITED	Australia
	Delaware Alternative Strategies	United States
	Delaware Asset Advisers	United States
	Delaware Capital Management	United States
	Delaware Capital Management Advisers, Inc.	United States
	Delaware Distributors, Inc.	United States
	Delaware Distributors, L.P.	United States
	Delaware Foundation Equity Fund	United States
	Delaware Global Opportunities Partners, Inc.	United States
	Delaware Investment Advisers	United States
	Delaware Investments U.S., Inc.	United States
	Delaware Lincoln Cash Management	United States
	Delaware Management Business Trust	United States
	Delaware Management Company	United States
	Delaware Management Company, Inc.	United States
no	Delaware Management Holdings, Inc.	United States
	Delaware Management Trust Company	United States
	Delaware Service Company, Inc.	United States
	Delaware Structured Assets Parnters, Inc.	United States
	DELTA1 FINANCE TRUST	Australia
5843681	Despen Bayle Limited	United Kingdom
8606871	DEXIN NOMINEES PTY. LIMITED	Australia
B86081437	Dextertown SL	Spain
101 190 569	DIVCO 116 PTY LIMITED	Australia
101 190 649	DIVCO 126 PTY LIMITED	Australia
097 289 999	DIVCO 84 PTY LIMITED	Australia
097 290 821	DIVCO 96 PTY LIMITED	Australia

109819418	DIVERSIFIED CMBS AUSTRALIA HOLDINGS PTY LIMITED (IN DEREGISTRATION)	Australia
110311	Divisadero Leasing Ltd.	Cayman Islands
	DMH Corp.	United States
128078615	EAST VICTORIA PARK JOINT VENTURE PTY LIMITED - IN LIQUIDATION	Australia
94631964	EASTERN SEA INVESTMENTS PTY LIMITED	Australia
	Elements Trust	Australia
69344001	ELISE NOMINEES PTY LIMITED	Australia
6435810	EQUITAS NOMINEES PTY. LIMITED	Australia
4605170	ERC Holdco LLC	United States
116532542	ESCALATOR 2005-2 (COMMODITIES INDEX) PTY LIMITED (IN DEREGISTRATION)	Australia
116532533	ESCALATOR 2005-2 (EQUITIES INDEX) PTY LIMITED (IN DEREGISTRATION)	Australia
114174211	ESCALATOR 2005 (COMMODITIES INDEX) PTY LIMITED (IN DEREGISTRATION)	Australia
114174220	ESCALATOR 2005 (EQUITIES INDEX) PTY LIMITED (IN DEREGISTRATION)	Australia
120435841	ESCALATOR 2006 (AUSTRALIAN PROPERTY) PTY LIMITED (IN DEREGISTRATION)	Australia
111360528	ESCALATOR AUSTRALIAN INVESTMENT COMPANY PTY LIMITED	Australia
111494574	ESCALATOR GP CO PTY LIMITED	Australia
111494663	ESCALATOR INCOME NOTE CO PTY LIMITED	Australia
111494467	ESCALATOR LP CO PTY LIMITED	Australia
79878783	EURO FIN CO PTY LTD	Australia
4721352	FAS 1 LLC	United States
9636131	FELTER PTY LIMITED - IN LIQUIDATION	Australia
137357	FINCH SECURITIES LIMITED	Cayman Islands
779889	FIRST CHINA PROPERTY GROUP LIMITED	Hong Kong
779887	FIRST CHINA PROPERTY MANAGEMENT LIMITED	Hong Kong
8604466	FOUCAULT PTY LIMITED - IN LIQUIDATION	Australia
3432790	Four Corners Capital Management, LLC	United States
	Fox-Pitt Kelton Cochran Caronia Waller LLC	United States
	Fox-Pitt Kelton Cochran Caronia Waller (USA) LLC	United States
2897779	Fox-Pitt, Kelton Group Limited	United Kingdom
1601171	Fox-Pitt, Kelton Limited	United Kingdom
32157	Fox-Pitt, Kelton N.V.	Curaçao
692337	FOX-PITT, KELTON (ASIA) LIMITED	Hong Kong
99228	FPK Capital I CIP GP Limited	Jersey
989	FPK Capital I CIP L.P.	Jersey
4222775	Fremantle Energy Holdings, LLC	United States
4222772	Fremantle Energy, LLC	United States
3930054	Fremantle Wind Holdings Inc.	United States
106204862	FUNDCORP PTY LIMITED	Australia
8542685	GALANTHUS AUSTRALIA PTY LIMITED - IN LIQUIDATION	Australia
1581031	GALANTHUS LEASING PTY LIMITED	Australia
B86230539	Ganeta Investments SL	Spain
68104558	GARACHINE PTY LIMITED (In Liquidation)	Australia
	Garrison Energy Center LLC	United States
54001400	GATESUN PTY. LIMITED	Australia
109964	Geary Leasing Limited	Cayman Islands
1332891	GENERATOR BONDS LIMITED	New Zealand
108026437	GENERATOR CHARITIES AUSTRALIA PTY LIMITED	Australia
103116954	GENERATOR INVESTMENTS AUSTRALIA PTY LIMITED	Australia
9642942	GILLMAN PTY. LIMITED	Australia
105819181	GLOBAL DEBT INVESTMENTS NO.4 PTY LIMITED (IN LIQUIDATION)	Australia
MC143292	GLOBAL STAR GP LTD	Cayman Islands
8604484	GLORIOLE PTY LIMITED - IN LIQUIDATION	Australia
N/A	Goldman Sachs Commodity Alpha Beta Portfolio class C	Luxembourg
5481707	Goonzaran Bluebell Funding Limited	United Kingdom
5473771	Goonzaran Bluebell Leasing Limited	United Kingdom
4521455	Groupe Rossignol Canada Inc.	Canada
0100-01-086076	GROUPE ROSSIGNOL KK	Japan
148 217 029	HARRIS DAIRIES LIMITED	Australia
148 217 029	HARRIS DAIRIES LIMITED (Former Bank Group)	Australia
3416168	Harrison Leasing Corporation	United States
415492	HBEAR CO. NO.1 LIMITED	Ireland
125438600	HENDERSON WA PTY LIMITED	Australia
not registered	HENDERSON WA TRUST	Australia
	Hermes BPK Greater China Fund (a sub-fund of Hermes BPK Funds PLC)	Ireland
4317904	High Lonesome Wind, LLC	United States
758010	HILLSAM NOMINEES PTY. LIMITED (IN LIQUIDATION)	Australia
	HOBSON STAFF LOANS TRUST	Australia
104173891	HUB X PTY LIMITED	Australia
2563271	Huntsmen Corporation	United States
97666	Hydra Investments 2007 Limited	Jersey
2757020	IDAMENEO (NO. 79) NOMINEES PTY. LIMITED	Australia
9642979	INDEMCO PTY LIMITED (IN DEREGISTRATION)	Australia

	Indiana TLP, LLC	United States
HRA43929	Industrial Investments Germany GmbH & Co. KG	Germany
65764	INFRASTRUCTURE INVESTMENT NO. 2 LTD.	Cayman Islands
73710942	INFRASTRUCTURE INVESTMENTS NO 1 PTY LIMITED	Australia
	International Ag Insurance Solutions LLC	United States
	IRVING STAFF LOANS TRUST	Australia
CR-113608	Jackson Leasing Limited	Cayman Islands
72362	Jet Leasing LDC	Cayman Islands
0100-02-036303	JIG HOLDINGS LIMITED	Japan
	JOHNSON MAP STAFF LOANS TRUST	Australia
9641114	JUBILEE PTY. LIMITED	Australia
464138	Juuchi Limited	Ireland
254939	Kandahar Sp. z o.o. (in liquidation)	Poland
CR-113609	Kearny Leasing Limited	Cayman Islands
4721412	Keba Energy LLC	United States
4310212	Knik Arm Crossing, LLC	United States
140 135 379	LAKE GEORGE WIND FARM DEVELOPMENTS PTY LTD	Australia
3250833	LANROD PTY LIMITED - IN LIQUIDATION	Australia
491404	Leannta PPP Investments Limited (in voluntary liquidation)	Ireland
130271108	LEARNSPACE VIC HOLDINGS PTY LIMITED (IN LIQUIDATION)	Australia
130271180	LEARNSPACE VIC PTY LIMITED (IN LIQUIDATION)	Australia
8272295	Levantera Developments Limited	United Kingdom
4708904	LG BIOMASS MISSOURI LLC	United States
8604920	LIANA PTY. LIMITED	Australia
	Liberty Green Renewables Indiana, LLC	United States
	Lien Data Services, LLC	United States
HRB80214	Lightning Bolt Germany GmbH	Germany
CH -217-3534284-8	LISA Lange International Sarl	Switzerland
131532664	LIVING EDUCATION HOLDINGS PTY LTD	Australia
131532637	LIVING EDUCATION PTY LTD	Australia
397 727 397 RCS NEVERS	Look Fixations S.A.S.	France
118029664	M & I DEBT INVESTMENTS PTY LIMITED (IN DEREGISTRATION)	Australia
118029342	M & I INVESTMENTS HOLDINGS PTY LIMITED (IN DEREGISTRATION)	Australia
	MAC FUND ONE TRUST	Australia
4717557	MACQUARIE 55 NINTH ST INC.	United States
30416	MACQUARIE ABSOLUTE RETURN STRATEGIES GLOBAL LIMITED	Bermuda
8594885	MACQUARIE ACCEPTANCES LIMITED	Australia
95180788	MACQUARIE ADMIN SERVICES PTY LIMITED	Australia
95180788	MACQUARIE ADMIN SERVICES PTY LIMITED (Former Bank Group)	Australia
131476910	MACQUARIE ADVANCED INVESTMENT MANAGEMENT LIMITED	Australia
WK-211745	Macquarie Advanced Investment Partners G.P. Ltd.	Cayman Islands
486592	Macquarie Aerospace AF (Ireland) Limited	Ireland
40096.0 (Decree No. 10356/AVV)	MACQUARIE AEROSPACE ARUBA A.V.V.	Aruba
	Macquarie Aerospace Inc.	United States
484423	Macquarie Aerospace Ireland Limited	Ireland
44138	MACQUARIE AEROSPACE LIMITED	Bermuda
4508116	Macquarie Affiliated Managers Holdings (USA) Inc.	United States
	Macquarie Affiliated Managers (USA) Inc.	United States
2000/001243/07	MACQUARIE AFRICA (PROPRIETARY) LIMITED	South Africa
122169368	MACQUARIE AGRICULTURAL FUNDS MANAGEMENT LTD	Australia
122169368	MACQUARIE AGRICULTURAL FUNDS MANAGEMENT LTD (Former Bank Group)	Australia
116381634	MACQUARIE AGRICULTURAL SERVICES PTY LIMITED	Australia
B121660	Macquarie Aircraft Leasing Finance SA	Luxembourg
139 633 015	MACQUARIE AIRCRAFT LEASING HOLDINGS PTY LIMITED	Australia
429567	Macquarie Aircraft Leasing Holdings (2) Limited	Ireland
426824	Macquarie Aircraft Leasing Limited	Ireland
139 654 407	MACQUARIE AIRCRAFT LEASING PTY LIMITED	Australia
130 643 319	MACQUARIE AIRCRAFT LEASING SERVICES (AUSTRALIA) PTY LTD	Australia
429566	Macquarie Aircraft Leasing Services (Ireland) Limited	Ireland
200917376C	Macquarie Aircraft Leasing Services (Singapore) Pte. Ltd.	Singapore
5988531	Macquarie Aircraft Leasing Services (UK) Limited	United Kingdom
4247748	Macquarie Aircraft Leasing Services (US), Inc.	United States
	MACQUARIE AIRCRAFT LEASING TRUST A	Australia
41370	Macquarie AirFinance Acquisitions Holdings Ltd.	Bermuda
41289	Macquarie AirFinance Acquisitions Limited	Bermuda
464499	Macquarie AirFinance Acquisitions (Ireland) Limited	Ireland
6767724	Macquarie AirFinance Acquisitions (UK) Limited	United Kingdom
41212	Macquarie AirFinance Aruba A.V.V.	Aruba
435319	Macquarie AirFinance Holdings Limited	Ireland
40863	Macquarie AirFinance International Group Limited	Bermuda
40569	Macquarie AirFinance International Limited	Bermuda
38946	MACQUARIE AIRFINANCE LTD	Bermuda
38946	Macquarie AirFinance Ltd.	Bermuda
40673	Macquarie AirFinance Warehouse (No. 1) Limited	Bermuda

3461469	Macquarie Allegiance Capital, LLC	United States
103237181	MACQUARIE ALTERNATIVE ASSETS MANAGEMENT LIMITED	Australia
142 495 958	MACQUARIE ALTERNATIVE PROPERTY HOLDINGS PTY LIMITED	Australia
3379259	MACQUARIE AMERICAS CORP	United States
124071414	MACQUARIE AMERICAS HOLDINGS PTY LTD	Australia
4717558	MACQUARIE ARGENTA INC.	United States
128071545	MACQUARIE ASCARI HOLDINGS PTY LIMITED - IN LIQUIDATION	Australia
71501963	MACQUARIE ASIA HOLDINGS PTY LIMITED	Australia
619928	MACQUARIE ASIA LIMITED	Hong Kong
	Macquarie Asia New Stars Fund	Luxembourg
MC-25427	Macquarie Asia Pacific Private Equity Offshore Fund, L.P.	Cayman Islands
	MACQUARIE ASIA REAL ESTATE MANAGEMENT PTY LIMITED (IN DEREGISTRATION)	Australia
105453638		
1049991	MACQUARIE ASIA STRUCTURED TRANSACTIONS LIMITED	Virgin Islands, British
	MACQUARIE ASIA STRUCTURED TRANSACTIONS LIMITED (SINGAPORE BRANCH)	Singapore
T07FC7008F		
	Macquarie Asian Leaders Segregated Portfolio	Cayman Islands
L0000124F	MACQUARIE ASIAN PACIFIC PROPERTY 2007 LP	Australia
8253772	Macquarie Asset Finance Holdings Limited	United Kingdom
0100-01-107687	MACQUARIE ASSET FINANCE JAPAN LIMITED	Japan
64219601	MACQUARIE ASSET FINANCE LIMITED	Australia
57952C1/GBL	MACQUARIE ASSET FINANCE MAURITIUS LTD	Mauritius
7815862	Macquarie Asset Leasing (UK) Limited	United Kingdom
4578015	MACQUARIE ASSET MANAGEMENT INC.	United States
1263583	MACQUARIE ASSET MANAGEMENT PTY LIMITED	Australia
77193956	MACQUARIE AUSTRALIA FINANCE PTY LIMITED (IN DEREGISTRATION)	Australia
6055796	MACQUARIE AUSTRALIA INTERNATIONAL PTY LIMITED	Australia
736210	MACQUARIE AUSTRALIA PTY LIMITED	Australia
74453286	MACQUARIE AUSTRALIA SECURITIES LIMITED	Australia
8660811	MACQUARIE AUSTRALIA TECHNOLOGY PTY LIMITED - IN LIQUIDATION	Australia
not registered	MACQUARIE AUSTRALIAN DAIRY FUND	Australia
096 257 224	MACQUARIE AUSTRALIAN PURE INDEXED EQUITIES FUND	Australia
4687739	MACQUARIE AUTOPARK INC.	United States
121836191	MACQUARIE AVENIR NO. 1 PTY LIMITED	Australia
121836235	MACQUARIE AVENIR NO. 2 PTY LIMITED	Australia
368579	MACQUARIE AVIATION CAPITAL FINANCE LIMITED	Ireland
368589	MACQUARIE AVIATION CAPITAL GROUP	Ireland
8607047	MACQUARIE AVIATION NO 1 CO PTY LIMITED	Australia
75176733	MACQUARIE AVIATION (NO. 1) PTY LIMITED (IN DEREGISTRATION)	Australia
6309906	Macquarie Bank International Limited	United Kingdom
HRB 189708	Macquarie Bank International Limited, Niederlassung Deutschland	Germany
FN 331748 s	Macquarie Bank International Limited, Vienna Branch	Austria
8583542	MACQUARIE BANK LIMITED	Australia
T11FC0018C	MACQUARIE BANK LIMITED SINGAPORE BRANCH	Singapore
1045	Macquarie Bank Limited (DIFC Recognised Company)	United Arab Emirates
F18649	MACQUARIE BANK LIMITED (HONG KONG BRANCH)	Hong Kong
FC018220	Macquarie Bank Limited (London Branch)	United Kingdom
104-84-07697	MACQUARIE BANK LIMITED (SEOUL BRANCH)	Korea, Republic of
FC018220	Macquarie Bank Limited (US Representative Office)	United States
1531997	MACQUARIE BANK SUPERANNUATION PTY. LIMITED	Australia
5939070	Macquarie Barnett LLC	United States
	Macquarie Basin Leasing LLC	United States
109280819	MACQUARIE BATHURST STREET PTY LIMITED (IN LIQUIDATION)	Australia
R.P.M. 892390892	Macquarie Belgium TCG SPRL	Belgium
42536	Macquarie Bermuda Investments Limited	Bermuda
HRB 232767	Macquarie Beteiligungstreuhand GmbH	Germany
HRB 86921	Macquarie Beteiligungsverwaltungs GmbH (in liquidation)	Germany
657826-8	Macquarie BFS Holdings Ltd.	Canada
4708902	MACQUARIE BIOMASS LLC	United States
CNPJ03.516.449/0001	MACQUARIE BRASIL PARTICIPACOES LTDA	Brazil
124071432	MACQUARIE B.H. PTY LTD	Australia
69344289	MACQUARIE CAF USD LEASING CO NO 1 PTY LIMITED	Australia
69344387	MACQUARIE CAF USD SECURITY CO NO 1 PTY LIMITED	Australia
798792-7	Macquarie Canada Inventory Holdings Limited	Canada
683412-4	Macquarie Canada Services Ltd.	Canada
1846259	Macquarie Canadian Holdings Operations Ltd.	Canada
793548-0	Macquarie Canadian Infrastructure Management Limited	Canada
6489800	Macquarie Canadian Investment Holdings Ltd.	Canada
B112.601	MACQUARIE CANADIAN LUXEMBOURG S.A.R.L.	Luxembourg
2149053	Macquarie Capital Acquisitions (Canada) Ltd.	Canada
716740-7	Macquarie Capital Acquisitions (Canada) No.2 Ltd	Canada
130 342 915	MACQUARIE CAPITAL ADVISERS CRE PTY LTD	Australia
105777704	MACQUARIE CAPITAL ALLIANCE MANAGEMENT PTY LIMITED	Australia
137760822	MACQUARIE CAPITAL ARGENTINA PTY LTD	Australia
1818250	Macquarie Capital Argentina Pty Ltd (Sucursal Argentina)	Argentina
132 864 950	MACQUARIE CAPITAL CIS HOLDINGS PTY LTD	Australia

22407	Macquarie Capital CIS Holdings Pty Ltd (Russia Branch)	Russian Federation
133 664 632	MACQUARIE CAPITAL FINANCE HOLDINGS (AUSTRALIA) PTY LIMITED	Australia
127829458	MACQUARIE CAPITAL FINANCE (AUSTRALIA) PTY LTD	Australia
736	Macquarie Capital Finance (Dubai) Limited	United Arab Emirates
	Macquarie Capital Funding LLC	United States
LP561	MACQUARIE CAPITAL FUNDING L.P.	Jersey
88464	Macquarie Capital Funding (GP) Limited	Jersey
110605724	MACQUARIE CAPITAL FUNDING (LP) PTY LIMITED	Australia
1210279	MACQUARIE CAPITAL FUNDS (ASIA) LIMITED	Hong Kong
96705109	MACQUARIE CAPITAL GROUP LIMITED	Australia
FC027878	MACQUARIE CAPITAL GROUP LIMITED (UK BRANCH)	United Kingdom
2149050	Macquarie Capital Holdings (Canada) Ltd.	Canada
687	Macquarie Capital Holdings (Dubai) Limited	United Arab Emirates
123199253	MACQUARIE CAPITAL INTERNATIONAL HOLDINGS PTY LIMITED	Australia
4607360	MACQUARIE CAPITAL INVESTMENT MANAGEMENT INC.	United States
3752829	Macquarie Capital Investment Management LLC	United States
86159060	MACQUARIE CAPITAL INVESTMENT MANAGEMENT (AUSTRALIA) LIMITED	Australia
77595012	MACQUARIE CAPITAL LOANS MANAGEMENT LIMITED	Australia
565608	Macquarie Capital Markets Canada Ltd./Marchés Financiers Macquarie Canada Ltée.	Canada
1079073	Macquarie Capital Markets North America Ltd./Marchés Financiers Macquarie Amérique Du Nord Ltée.	Canada
803092-8	Macquarie Capital Principal Holdings Canada Ltd	Canada
128212868	MACQUARIE CAPITAL PRODUCTS LIMITED	Australia
WK-203889	Macquarie Capital Products (CI) Limited	Cayman Islands
2104407	MACQUARIE CAPITAL PRODUCTS (NZ) LIMITED	New Zealand
135973	Macquarie Capital Securities Limited	Hong Kong
110-84-02227	MACQUARIE CAPITAL SECURITIES LIMITED (SEOUL BRANCH)	Korea, Republic of
89407381	MACQUARIE CAPITAL SECURITIES LIMITED (TAIWAN BRANCH)	Taiwan
11-89592	MACQUARIE CAPITAL SECURITIES (INDIA) PRIVATE LIMITED	India
MC-134609	MACQUARIE CAPITAL SECURITIES (JAPAN) LIMITED	Cayman Islands
0100-03-012063	MACQUARIE CAPITAL SECURITIES (JAPAN) LIMITED (TOKYO BRANCH)	Japan
463469-W	MACQUARIE CAPITAL SECURITIES (MALAYSIA) SDN. BHD.	Malaysia
15184/2070C1/GBL	MACQUARIE CAPITAL SECURITIES (MAURITIUS) LIMITED	Mauritius
180496	Macquarie Capital Securities (Philippines) Inc.	Philippines
198702912C	MACQUARIE CAPITAL SECURITIES (SINGAPORE) PTE. LIMITED	Singapore
4733273	Macquarie Capital US Acquisitions LLC	United States
133 001 359	MACQUARIE CAPITAL WIND MANAGEMENT PTY LTD	Australia
123199548	MACQUARIE CAPITAL (AUSTRALIA) LIMITED	Australia
740	Macquarie Capital (Dubai) Limited	United Arab Emirates
3704031	Macquarie Capital (Europe) Limited	United Kingdom
516404-9909	Macquarie Capital (Europe) Limited UK Filial, Sweden	Sweden
34297902	Macquarie Capital (Europe) Limited, Amsterdam Branch	Netherlands
905963	Macquarie Capital (Europe) Limited, Dublin Branch	Ireland
HRB 82506	Macquarie Capital (Europe) Limited, Niederlassung Deutschland	Germany
478 586 167	Macquarie Capital (Europe) Limited, Paris Branch	France
611405	MACQUARIE CAPITAL (HONG KONG) LIMITED	Hong Kong
11-90696	Macquarie Capital (India) Private Limited	India
104-81-64533	MACQUARIE CAPITAL (KOREA) LIMITED	Korea, Republic of
MCM081013SY0	MACQUARIE CAPITAL (MEXICO), S.A. de C.V.	Mexico
1952567	MACQUARIE CAPITAL (NEW ZEALAND) LIMITED	New Zealand
199704430K	MACQUARIE CAPITAL (SINGAPORE) PTE. LIMITED	Singapore
6388283	Macquarie Capital (UK) Limited	United Kingdom
2382080	MACQUARIE CAPITAL (USA) INC	United States
4684152	MACQUARIE CAPITOLA VILLAS INC.	United States
169009	MACQUARIE CAYMAN HOLDINGS 2 CO.	Cayman Islands
168347	MACQUARIE CAYMAN HOLDINGS CO	Cayman Islands
42381	MACQUARIE CHINA RETAIL COMPANY 1 LIMITED (Former Bank Group)	Bermuda
1-65845	Macquarie Climate Change Investments PNG Limited (In Liquidation) (Former Non-Bank Group)	Papua New Guinea
97868687	MACQUARIE CLO INVESTMENTS NO.1 PTY LIMITED (IN	Australia
65178618	MACQUARIE CLO INVESTMENTS NO.2 PTY LIMITED (IN	Australia
15.246.175/0001-50	Macquarie Commodities Brasil Ltda.	Brazil
6863247	Macquarie Commodities Factoring Holdings (UK) Limited	United Kingdom
4662005	MACQUARIE COMMODITIES FACTORING LLC	United States
5259503	Macquarie Commodities Finance (UK) Limited	United Kingdom
35304	MACQUARIE COMMODITIES FUND LIMITED	Bermuda
4668206	MACQUARIE COMMODITIES FUNDING (USA) LLC	United States
4071304	MACQUARIE COMMODITIES HOLDINGS (USA) LLC	United States
4100974	MACQUARIE COMMODITIES TRADING INC.	United States
201016397N	MACQUARIE COMMODITIES (SINGAPORE) PTE. LIMITED	Singapore
SP.688/AsingP3A PDN.2/9/2010	MACQUARIE COMMODITIES (SINGAPORE) PTE. LIMITED, Indonesia Rep. Office	Indonesia
5259474	Macquarie Commodities (UK) Limited	United Kingdom
4383511	MACQUARIE COMMODITIES (USA) INC	United States
111117465	MACQUARIE COMMUNITY PARTNERSHIPS PTY LIMITED	Australia

96629471	MACQUARIE CONCEPT BLUE PTY LTD	Australia
12-377-980/0001-25	Macquarie Consultoria Agricola E Representacoes Ltda.	Brazil
12-377-980/0001-25	Macquarie Consultoria Agricola E Representacoes Ltda. (Former Bank Group)	Brazil
4752472	Macquarie Corona Energy Holdings Limited	United Kingdom
4624506	MACQUARIE CORPORATE AND ASSET FINANCE CONSULTING INC.	United States
4618137	MACQUARIE CORPORATE AND ASSET FINANCE HOLDINGS INC.	United States
6198910	MACQUARIE CORPORATE AND ASSET FINANCE LIMITED	Australia
368580	Macquarie Corporate and Asset Finance (Ireland) Limited	Ireland
4624264	MACQUARIE CORPORATE AND ASSET FUNDING INC.	United States
8606862	MACQUARIE CORPORATE FINANCE HOLDINGS PTY LTD	Australia
8595426	MACQUARIE CORPORATE FINANCE LIMITED	Australia
HRB52973	MACQUARIE CORPORATE FINANCE LIMITED NIEDERLASSUNG DEUTSCHLAND	Germany
3835213	MACQUARIE COTTON INTERNATIONAL INC	United States
4552354	Macquarie CPS LLC	United States
129962358	Macquarie CPS Trust	Australia
5108711	Macquarie Credit Investment Management Inc.	United States
MC-266242	MACQUARIE CREDIT NEXUS FUND LIMITED	Cayman Islands
MC-267012	Macquarie Credit Nexus Holdings Limited	Cayman Islands
MC-266243	MACQUARIE CREDIT NEXUS MASTER FUND LIMITED	Cayman Islands
4774619	Macquarie Crop Partners GP, LLC	United States
4774619	Macquarie Crop Partners GP, LLC (Former Bank Group)	United States
8295013	Macquarie DD1 (USA) Inc.	United States
75067631	MACQUARIE DEBF PTY LIMITED	Australia
132821580	MACQUARIE DELTA1 FINANCE SERVICES PTY LIMITED	Australia
29318190	Macquarie Denmark Limited A/S	Denmark
102607616	MACQUARIE DEVELOPMENT CAPITAL II PTY LIMITED	Australia
134474712	MACQUARIE DEVELOPMENT CAPITAL MANAGEMENT PTY LIMITED	Australia
82018399	MACQUARIE DEVELOPMENT CAPITAL PTY LIMITED	Australia
126768714	MACQUARIE DEVELOPMENT CAPITAL (AUS) PTY LIMITED	Australia
91936515	MACQUARIE DEVELOPMENT DIRECTION PTY LIMITED	Australia
115402349	MACQUARIE DIGITAL PTY LIMITED	Australia
8607083	MACQUARIE DIRECT INVESTMENT PTY LIMITED	Australia
20.3.0.31.542-6	Macquarie Distribution Finance Ltd.	Switzerland
85795651	MACQUARIE DISTRIBUTION PTY LIMITED	Australia
114099795	MACQUARIE DIVERSIFIED ASSET ADVISORY PTY LIMITED	Australia
98127578	MACQUARIE DIVERSIFIED INVESTMENTS NO 2 PTY LTD (IN	Australia
98127569	MACQUARIE DIVERSIFIED INVESTMENTS NO 3 PTY LTD (IN	Australia
106197488	MACQUARIE DYNAMIC MANAGEMENT PTY LIMITED	Australia
4257710	MACQUARIE DYNAMIC MANAGEMENT (USA) INC	United States
363806	MACQUARIE ELECTRONICS LIMITED	Ireland
363803	MACQUARIE ELECTRONICS REMARKETING LIMITED	Ireland
Delaware #3567972	MACQUARIE ELECTRONICS USA INC	United States
200408424K	MACQUARIE EMERGING MARKETS ARBITRAGE TRADING PTE. LIMITED (wef 20/05/2009) (Former Non-Bank Group)	Singapore
200408424K	MACQUARIE EMERGING MARKETS ASIAN TRADING PTE. LIMITED	Singapore
F18440	MACQUARIE EMERGING MARKETS ASIAN TRADING PTE. LIMITED (Non-Hong Kong Company)	Hong Kong
143365673	Macquarie Emerging Markets Investments Pty Ltd	Australia
127185719	MACQUARIE EMG HOLDINGS PTY LIMITED	Australia
4708900	MACQUARIE ENERGY ASSETS LLC	United States
6643795	Macquarie Energy Canada Ltd.	Canada
664374-4	Macquarie Energy Holdings Canada Ltd.	Canada
122300592	MACQUARIE ENERGY HOLDINGS PTY LTD	Australia
4554443	Macquarie Energy Investments LLC	United States
2468860	Macquarie Energy LLC	United States
4023666	MACQUARIE ENERGY NORTH AMERICA TRADING INC.	United States
ARSN 085 130 794	Macquarie Enhanced Australian Fixed Interest Fund	Australia
087 433 912	MACQUARIE ENHANCED PROPERTIES SECURITIES FUND	Australia
4457323	Macquarie Equipment Finance Holdings Inc.	United States
262381	MACQUARIE EQUIPMENT FINANCE LIMITED	New Zealand
421234	Macquarie Equipment Finance Limited	Ireland
421234	Macquarie Equipment Finance Limited	Ireland
605377-7	Macquarie Equipment Finance Ltd./Macquarie Financement d'Équipement Ltée.	Canada
124335593	MACQUARIE EQUIPMENT FINANCE PTY LIMITED	Australia
475730	Macquarie Equipment Finance Services Limited	Ireland
8253764	Macquarie Equipment Finance (UK) Limited	United Kingdom
4463641	Macquarie Equipment Finance, Inc.	United States
468487	Macquarie Equipment Funding Limited	Ireland
4463642	Macquarie Equipment Funding, LLC	United States
	Macquarie Equipment Leasing Fund Two, LLC	United States
459515-H	MACQUARIE EQUIPMENT LEASING SDN. BHD.	Malaysia
112079268	MACQUARIE EQUIPMENT RENTALS PTY LIMITED	Australia

04.317.671/0001-31	MACQUARIE EQUITIES BRASIL ADMINISTRACAO DE FUNDOS E PARTICIPACAO LTDA	Brazil
WN1114218	MACQUARIE EQUITIES CUSTODIANS LIMITED	New Zealand
2574923	MACQUARIE EQUITIES LIMITED	Australia
WN/1007806	MACQUARIE EQUITIES NEW ZEALAND LIMITED	New Zealand
485394	MACQUARIE EQUITIES (ASIA) LIMITED	Hong Kong
63906392	MACQUARIE EQUITIES (US) HOLDINGS PTY. LIMITED	Australia
1374572	MACQUARIE EQUITY CAPITAL MARKETS PTY LIMITED	Australia
6294706	Macquarie Equity Products (UK) Limited	United Kingdom
	MACQUARIE ESCALATOR 2005-2 (COMMODITIES INDEX) LP	Australia
	MACQUARIE ESCALATOR 2005-2 (EQUITIES INDEX) LP	Australia
LP00000393	MACQUARIE ESCALATOR 2005 (COMMODITIES INDEX) LP	Australia
	MACQUARIE ESCALATOR 2005 (EQUITIES INDEX) LP	Australia
	MACQUARIE ESCALATOR 2006 (AUSTRALIAN PROPERTY) LP	Australia
LP00000350	MACQUARIE ESCALATOR LP	Australia
4714085	MACQUARIE ESPRIT INC.	United States
7713808	Macquarie Euro Limited	United Kingdom
MC268820	Macquarie European Alpha Master Fund	Cayman Islands
114801464	MACQUARIE EUROPEAN FINANCIAL INVESTMENTS PTY LTD	Australia
78771123	MACQUARIE EUROPEAN HOLDINGS PTY LIMITED	Australia
F15820	MACQUARIE EUROPEAN HOLDINGS PTY LIMITED (NON HONG KONG COMPANY)	Hong Kong
6146573	Macquarie European Investment Holdings Limited	United Kingdom
8253782	Macquarie European Rail Limited	United Kingdom
B172.199	Macquarie European Rail Limited (Luxembourg Branch)	Luxembourg
128078277	MACQUARIE EVP HOLDING COMPANY PTY LIMITED - IN LIQUIDATION	Australia
6863307	Macquarie Factoring Finance (UK) Limited	United Kingdom
6863285	Macquarie Factoring (UK) Limited	United Kingdom
116582524	MACQUARIE FARM ASSETS AND RESOURCES MANAGEMENT LIMITED	Australia
122169304	Macquarie Farm Services Limited	Australia
122169304	Macquarie Farm Services Limited (Former Bank Group)	Australia
	Macquarie Fastracks Holdings LLC	United States
	Macquarie FG Holdings Inc.	United States
6855383	Macquarie FICC (UK) Limited	United Kingdom
132 573 436	MACQUARIE FIEX INVESTMENT PTY LIMITED	Australia
118817440	MACQUARIE FINANCE HOLDINGS LIMITED	Australia
106-81-94256	MACQUARIE FINANCE KOREA CO., LTD.	Korea, Republic of
1214964	MACQUARIE FINANCE LIMITED	Australia
U65999MH2009PTC190863	MACQUARIE FINANCE (INDIA) PRIVATE LIMITED	India
U65999MH2009PTC190863	MACQUARIE FINANCE (INDIA) PRIVATE LIMITED (Former Non-Bank Group)	India
1065067	MACQUARIE FINANCE (NZ) LIMITED	New Zealand
124071398	MACQUARIE FINANCIAL HOLDINGS LIMITED	Australia
F15819	MACQUARIE FINANCIAL HOLDINGS LIMITED (NON HONG KONG	Hong Kong
4551158	Macquarie Financial Holdings (USA) LLC	United States
4228146	Macquarie Financial Ltd./Financiere Macquarie Ltee.	Canada
95135694	MACQUARIE FINANCIAL PRODUCTS MANAGEMENT LIMITED	Australia
128948498	MACQUARIE FINANCIAL SERVICES HOLDINGS PTY LIMITED	Australia
200800950C	MACQUARIE FINANCIAL SERVICES (ASIA) PTE. LIMITED	Singapore
2007/030612/07	Macquarie Financial Trustees (Proprietary) Limited	South Africa
200813631K	MACQUARIE FIXED INCOME CURRENCIES AND COMMODITIES (SINGAPORE) PTE. LIMITED	Singapore
69344154	MACQUARIE FLEET LEASING PTY LIMITED	Australia
ARSN 129 962 189	MACQUARIE FLEXI 100 TRUST	Australia
93752946	MACQUARIE FORESTRY SERVICES PTY LIMITED	Australia
113113214	MACQUARIE FORTRESS INVESTMENTS LIMITED	Australia
481 104 479 R.C.S. Paris	Macquarie France SARL	France
127735960	Macquarie Fund Advisers Pty Limited	Australia
B143751	Macquarie Fund Solutions	Luxembourg
	Macquarie Fund Solutions - Macquarie Emerging Markets Infrastructure Securities Fund	Luxembourg
4240236	MACQUARIE FUNDING HOLDINGS INC	United States
6581935	Macquarie Funding Inc.	Canada
LP00000352	MACQUARIE FUNDING LIMITED PARTNERSHIP	Australia
BC0847563	Macquarie Funding (B.C.) Inc.	Canada
113054569	MACQUARIE FUNDS HEDGING PTY LTD	Australia
93177407	MACQUARIE FUNDS MANAGEMENT HOLDINGS PTY LIMITED	Australia
724745	MACQUARIE FUNDS MANAGEMENT HONG KONG LIMITED	Hong Kong
6880217	MACQUARIE FUNDS MANAGEMENT PTY LIMITED	Australia
177751	MACQUARIE FUNDS MANAGEMENT SPC	Cayman Islands
	MACQUARIE FUNDS MANAGEMENT (USA) INC.	United States
4088350	Macquarie Futures USA LLC	United States
170076	MACQUARIE FUTURES & OPTIONS (HONG KONG) LIMITED	Hong Kong
111631	MACQUARIE FUTURES (ASIA) LIMITED	Hong Kong
137072112	MACQUARIE FX INVESTMENTS PTY LTD	Australia
128219330	MACQUARIE GCUH HOLDINGS PTY LIMITED	Australia
	Macquarie Generation Management II, Inc.	United States

	Macquarie Generation Management I, Inc.	United States
HRB 82733	Macquarie Germany Holdings GmbH	Germany
B142903	Macquarie Germany Holdings GmbH & Cies S.E.N.C.	Luxembourg
117033226	MACQUARIE GLASSCOCKS PTY LIMITED	Australia
84388947	MACQUARIE GLOBAL DEBT INVESTMENTS NO.1 PTY LIMITED (IN LIQUIDATION)	Australia
75176779	MACQUARIE GLOBAL DEBT INVESTMENTS NO.2 PTY LIMITED (IN LIQUIDATION)	Australia
068897C1/GBL	MACQUARIE GLOBAL FINANCE SERVICES (MAURITIUS) LIMITED	Mauritius
4633002	MACQUARIE GLOBAL GROWTH ADVISORS LLC	United States
4633008	MACQUARIE GLOBAL GROWTH MANAGERS LLC	United States
4632997	MACQUARIE GLOBAL INCOME ADVISORS LLC	United States
4633006	MACQUARIE GLOBAL INCOME MANAGERS LLC	United States
ARSN 095 850 472	MACQUARIE GLOBAL INFRASTRUCTURE TRUST	Australia
5259497	Macquarie Global Investments (UK) Limited	United Kingdom
	Macquarie Global Multi Events Segregated Portfolio	Cayman Islands
194165	MACQUARIE GLOBAL OPPORTUNITIES PARTNERS GP LTD	Cayman Islands
131661697	MACQUARIE GLOBAL OPPORTUNITIES PARTNERS INVESTMENT PTY	Australia
4332814	Macquarie Global Opportunities Partners LLC	United States
110930964	MACQUARIE GLOBAL PROPERTY FUNDS PTY LIMITED	Australia
LP461	MACQUARIE GLOBAL RESOURCES MASTER HEDGE FUND LP	Virgin Islands, British
1480825	MACQUARIE GLOBAL RESOURCES OFFSHORE HEDGE FUND LIMITED	Virgin Islands, British
168982	MACQUARIE GLOBAL SERVICES PRIVATE LIMITED	India
134 225 817	MACQUARIE GLOBAL SOVEREIGN BOND FUND	Australia
5488013	Macquarie GP Limited	United Kingdom
5718600	Macquarie GP2 Limited	United Kingdom
1952566	MACQUARIE GROUP HOLDINGS NEW ZEALAND LIMITED	New Zealand
124071478	MACQUARIE GROUP HOLDINGS NO.3 PTY LTD	Australia
200412291W	MACQUARIE GROUP HOLDINGS (SINGAPORE) PTE. LIMITED	Singapore
6357992	Macquarie Group Holdings (UK) No.1 Limited	United Kingdom
6357999	Macquarie Group Holdings (UK) No.2 Limited	United Kingdom
7032532	Macquarie Group Holdings (UK) No.4 Limited	United Kingdom
6373218	Macquarie Group Investments (UK) Limited	United Kingdom
7438584	Macquarie Group Investments (UK) No.2 Limited	United Kingdom
122169279	MACQUARIE GROUP LIMITED	Australia
245979	MACQUARIE GROUP NEW ZEALAND LIMITED	New Zealand
116467031	MACQUARIE GROUP SERVICES AUSTRALIA PTY LTD	Australia
FC027877	MACQUARIE GROUP SERVICES AUSTRALIA PTY LTD (UK BRANCH)	United Kingdom
200703288K	MACQUARIE GROUP SERVICES (SINGAPORE) PTE. LIMITED	Singapore
124071389	MACQUARIE GROUP (US) HOLDINGS NO.1 PTY LTD	Australia
	Macquarie HiTIP Management I, Inc.	United States
not registered	MACQUARIE HOLDINGS TRUST	Australia
728003-3	Macquarie Holdings (Canada) Ltd	Canada
MHM08101318A	MACQUARIE HOLDINGS (MEXICO), S.A. DE C.V.	Mexico
200703280D	MACQUARIE HOLDINGS (SINGAPORE) PTE. LTD.	Singapore
6309919	Macquarie Holdings (UK) No.1 Limited	United Kingdom
2428034	MACQUARIE HOLDINGS (U.S.A.) INC.	United States
MC-199805	Macquarie Hong Kong Finance Limited	Cayman Islands
133001751	MACQUARIE I A RETURNS PTY LIMITED	Australia
3075842	MACQUARIE INC	United States
116548880	MACQUARIE INCOME INVESTMENTS LIMITED	Australia
ARSN 113 844 410	MACQUARIE INDEX LINKED PROPERTY SECURITIES FUND	Australia
58341C1/GBL	MACQUARIE INDIA HOLDINGS LIMITED	Mauritius
200823500E	MACQUARIE INDIA INFRASTRUCTURE MANAGEMENT HOLDINGS PTE. LIMITED	Singapore
130542924	MACQUARIE INDIA PROPERTIES PTY LIMITED	Australia
130542924	MACQUARIE INDIA PROPERTIES PTY LIMITED (Former Bank Group)	Australia
130542924	MACQUARIE INDIA PROPERTIES PTY LIMITED (Former Bank Group)	Australia
58340C2/GBL	MACQUARIE INDIAN AIRPORTS TWO LIMITED	Mauritius
71501918	MACQUARIE INDONESIA HOLDINGS PTY LIMITED	Australia
C41803	MACQUARIE INDUSTRIAL INVESTMENTS MALTA LIMITED	Malta
CS201221372	MACQUARIE INFRASTRUCTURE ADVISORY (PHILIPPINES) INC.	Philippines
418159-0	Macquarie Infrastructure and Real Assets Canada Ltd.	Canada
4346793	Macquarie Infrastructure and Real Assets Inc.	United States
MCF090729QX6	Macquarie Infrastructure and Real Assets México, S.A. de C.V.	Mexico
84828437	Macquarie Infrastructure and Real Assets Pty Limited	Australia
B138295	Macquarie Infrastructure and Real Assets SA	Luxembourg
135007199	MACQUARIE INFRASTRUCTURE AND REAL ASSETS TRUST	Australia
744	Macquarie Infrastructure and Real Assets (Dubai) Limited	United Arab Emirates
3976881	Macquarie Infrastructure and Real Assets (Europe) Limited	United Kingdom
	Macquarie Infrastructure and Real Assets (Europe) Limited (Spain)	Spain
499 798 742	Macquarie Infrastructure and Real Assets (Europe) Limited, Paris Branch	France
623285	Macquarie Infrastructure and Real Assets (Hong Kong) Limited	Hong Kong
784370-4	Macquarie Infrastructure and Real Assets (Sales) Canada Ltd	Canada
200513362E	MACQUARIE INFRASTRUCTURE AND REAL ASSETS (SINGAPORE) PTE. LIMITED	Singapore

F16888	MACQUARIE INFRASTRUCTURE AND REAL ASSETS (SINGAPORE) PTE. LIMITED (NON HONG KONG COMPANY)	Hong Kong
74311390	MACQUARIE INFRASTRUCTURE FUNDS MANAGEMENT PTY LIMITED	Australia
5755862	Macquarie Infrastructure GP Limited	United Kingdom
CH-170.3.028.960-5/	MACQUARIE INFRASTRUCTURE HOLDINGS AG (in liquidation)	Switzerland
112772871	MACQUARIE INFRASTRUCTURE MANAGEMENT (ASIA) PTY LIMITED	Australia
T06FC6823A	MACQUARIE INFRASTRUCTURE MANAGEMENT (ASIA) PTY LIMITED - SINGAPORE BRANCH	Singapore
3707788	MACQUARIE INFRASTRUCTURE MANAGEMENT (USA) INC	United States
72677993	MACQUARIE INFRASTRUCTURE NO.2 PTY LIMITED (IN LIQUIDATION)	Australia
4339673	Macquarie Infrastructure Partners Canada GP Ltd.	Canada
6372304	Macquarie Infrastructure Partners II GP LLC	United States
4088348	MACQUARIE INFRASTRUCTURE PARTNERS INC	United States
4106439	Macquarie Infrastructure Partners U.S. GP LLC	United States
46726	Macquarie Infrastructure Philippines Limited	Bermuda
29003	MACQUARIE INFRASTRUCTURE PRIVATE TRUSTEE COMPANY LIMITED	Bermuda
72652736	MACQUARIE INFRASTRUCTURE PTY LIMITED (IN LIQUIDATION)	Australia
41533	MACQUARIE INFRASTRUCTURE REINSURANCE COMPANY LIMITED	Bermuda
1460256	Macquarie Insurance Services Ltd./Services D'Assurances Macquarie Ltée	Canada
129 526 272	MACQUARIE INSURANCE SOLUTIONS (BROKER) PTY LTD	Australia
200505701K	MACQUARIE INSURANCE (SINGAPORE) PTE. LTD.	Singapore
117787C	Macquarie International Advisory Limited	Isle of Man
92985263	MACQUARIE INTERNATIONAL FINANCE LIMITED	Australia
4125302	Macquarie International Holdings Limited	United Kingdom
310000400294785 (Jing An)	MACQUARIE INTERNATIONAL HOUSING AND LAND CONSULTING (SHANGHAI) COMPANY LIMITED	China
310000400294785 (Jing An)	MACQUARIE INTERNATIONAL HOUSING AND LAND CONSULTING (SHANGHAI) COMPANY LIMITED (Former Bank Group)	China
LP013238	Macquarie International Investment Holdings LP	United Kingdom
108590996	MACQUARIE INTERNATIONAL INVESTMENTS PTY LIMITED	Australia
1802574	Macquarie International Limited	United Kingdom
104-84-05215	MACQUARIE INTERNATIONAL LIMITED SEOUL BRANCH	Korea, Republic of
F11422	MACQUARIE INTERNATIONAL LIMITED (NON HONG KONG COMPANY)	Hong Kong
169002	MACQUARIE INTERNATIONAL NEW YORK PARKING CO	Cayman Islands
78980668	MACQUARIE INTERNATIONAL PROPERTY SERVICES PTY. LIMITED (IN DEREGISTRATION)	Australia
169050	MACQUARIE INTERNATIONAL SC INVESTMENTS CO	Cayman Islands
502151	Macquarie International Services Limited	Hong Kong
	MACQUARIE INTERNATIONAL SMALL CAP ROADS CO. (In Liquidation)	Cayman Islands
4957256	Macquarie Internationale Investments Limited	United Kingdom
1.1E+14	MACQUARIE INVESTMENT ADVISORY (BEIJING) CO LTD	China
122939600	MACQUARIE INVESTMENT HOLDINGS LIMITED	Australia
112017919	MACQUARIE INVESTMENT HOLDINGS NO.2 PTY LIMITED	Australia
FN 171881 t	Macquarie Investment Management Austria Kapitalanlage AG	Austria
2867003	MACQUARIE INVESTMENT MANAGEMENT LTD	Australia
B108283	MACQUARIE INVESTMENT MANAGEMENT S.à r.l.	Luxembourg
FN 350922 m	Macquarie Investment Management (Austria) GmbH	Austria
41471	MACQUARIE INVESTMENT MANAGEMENT (BERMUDA) LIMITED	Bermuda
WN1114216	MACQUARIE INVESTMENT MANAGEMENT (NZ) LIMITED	New Zealand
71745401	MACQUARIE INVESTMENT SERVICES LIMITED	Australia
not registered	MACQUARIE INVESTMENT TRUST	Australia
36631	MACQUARIE INVESTMENT (HONG KONG) LIMITED	Hong Kong
5582630	Macquarie Investments 1 Limited	United Kingdom
5708696	Macquarie Investments 2 Limited	United Kingdom
7012592	Macquarie Investments 3 Limited	United Kingdom
69416977	MACQUARIE INVESTMENTS AUSTRALIA PTY LIMITED	Australia
HRB 74953	Macquarie Investments Deutschland GmbH	Germany
4092888	Macquarie Investments LLC	United States
200718499D	MACQUARIE INVESTMENTS SINGAPORE PTE. LIMITED	Singapore
	Macquarie Investments US Inc.	United States
2009/012283/07	Macquarie Investments (Proprietary) Limited	South Africa
WK-133809	MACQUARIE INVESTMENTS (SINGAPORE) LIMITED	Cayman Islands
4104671	Macquarie Investments (UK) Limited	United Kingdom
6373185	Macquarie Investor Products (UK) Limited	United Kingdom
119211433	MACQUARIE INVESTORS PTY LTD	Australia
459515-H	MACQUARIE IT SDN BHD (Former Non-Bank Group)	Malaysia
107147222	MACQUARIE JAPAN INFRASTRUCTURE NO.1 PTY LIMITED	Australia
0100-03-012002	MACQUARIE JAPAN INFRASTRUCTURE NO.1 PTY LIMITED (JAPAN BRANCH)	Japan
107147188	MACQUARIE JAPAN INFRASTRUCTURE NO.2 PTY LIMITED	Australia
0100-03-011932	MACQUARIE JAPAN INFRASTRUCTURE NO.2 PTY LIMITED (JAPAN BRANCH)	Japan
117560282	MACQUARIE JAPAN INFRASTRUCTURE NO.3 PTY LIMITED	Australia
117560415	MACQUARIE JAPAN INFRASTRUCTURE NO.4 PTY LIMITED	Australia
0100-03-012591	MACQUARIE JAPAN INFRASTRUCTURE NO.4 PTY LIMITED (JAPAN BRANCH)	Japan

110990184	MACQUARIE JIN LIN PTY LIMITED	Australia
122774289	MACQUARIE KEMBLE WATER HOLDINGS PTY LTD (IN DEREGISTRATION)	Australia
128743822	MACQUARIE KEYAKIZAKA HOLDINGS PTY LIMITED (IN	Australia
128743546	MACQUARIE KIOIZAKA HOLDINGS PTY LIMITED - IN LIQUIDATION	Australia
104-81-76330	MACQUARIE KOREA ASSET MANAGEMENT CO., LTD.	Korea, Republic of
104-81-95716	MACQUARIE KOREA OPPORTUNITIES MANAGEMENT, LTD.	Korea, Republic of
110356968	MACQUARIE LAH PTY LIMITED	Australia
5867292	Macquarie Leasing Limited	United Kingdom
2675032	MACQUARIE LEASING NSW PTY. LIMITED	Australia
2674982	MACQUARIE LEASING PTY. LIMITED	Australia
1E+14	MACQUARIE LEASING (CHINA) CO LIMITED	China
2997799	Macquarie Leasing (UK) Limited	United Kingdom
2574914	MACQUARIE LEISURE SERVICES PTY LIMITED	Australia
RCSLUXB112.243	MACQUARIE LEISUREWORLD LUXEMBOURG S.A.R.L	Luxembourg
OC363068	Macquarie Lending & Investment Partners LLP	United Kingdom
4708903	MACQUARIE LG BIOMASS LLC	United States
3963773	MACQUARIE LIFE LIMITED	Australia
114174168	MACQUARIE LP FINANCE COMPANY PTY LIMITED	Australia
130789767	MACQUARIE MACAU HOLDINGS PTY LIMITED	Australia
116208354	MACQUARIE MANAGEMENT COMPANY (ISF) 3 PTY LIMITED (IN DEREGISTRATION)	Australia
HRB 74075	Macquarie Management GmbH	Germany
099 813 028	MACQUARIE MASTER GEARED GROWTH FUND	Australia
090 079 413	MACQUARIE MASTER SMALL COMPANIES FUND	Australia
51142C1/GBL	MACQUARIE MAURITIUS INVESTMENTS LIMITED	Mauritius
133000987	MACQUARIE MDW INVESTMENTS PTY LTD	Australia
2264114	Macquarie MEAP Holding Ltd.	Canada
108538218	MACQUARIE MEDIA FUND MANAGEMENT PTY LIMITED	Australia
639997-5	Macquarie Metals and Energy Capital (Canada) Ltd.	Canada
4921203	Macquarie Meters 1 (UK) Limited	United Kingdom
4920378	Macquarie Meters 2 (UK) Limited	United Kingdom
7361419	Macquarie Meters 3 (UK) Limited	United Kingdom
1344888	Macquarie Meters 4 Limited	Hong Kong
Not Applicable	MACQUARIE MEXICO INFRASTRUCTURE MANAGEMENT, S.A. DE C.V.	Mexico
477795	Macquarie Mexico Real Estate Management, S.A. de C.V.	Mexico
4508971	MACQUARIE MICROSTAR HOLDINGS INC	United States
95180564	MACQUARIE MIDDLE EAST HOLDINGS PTY LIMITED	Australia
115524028	MACQUARIE MIDDLE EAST MANAGEMENT LIMITED	Australia
130225222	MACQUARIE MIP II INVESTMENT PTY LIMITED	Australia
	Macquarie MLH, LLC	United States
120070788	MACQUARIE MORTGAGES CANADA HOLDINGS PTY LIMITED	Australia
	MACQUARIE MORTGAGES FUNDING TRUST 2007-1	United States
57760175	MACQUARIE MORTGAGES PTY LIMITED	Australia
010473862-3438695	MACQUARIE MORTGAGES USA INC	United States
4627119	MACQUARIE NB US HOLDINGS INC.	United States
4606760	MACQUARIE NE HOLDINGS INC.	United States
200404077D	MACQUARIE NE HOLDINGS (SINGAPORE) PTE. LIMITED	Singapore
6798497	Macquarie New World Gaming Canada Ltd.	Canada
N/A	Macquarie New World Gaming Partnership	Canada
334868	MACQUARIE NEW ZEALAND LIMITED	New Zealand
	Macquarie NM Management II, Inc.	United States
	Macquarie NM Management I, Inc	United States
6697718	Macquarie Nominees Limited	United Kingdom
123851436	MACQUARIE NOOSA PTY LTD	Australia
3481018	Macquarie North America Ltd.	Canada
107464620	MACQUARIE NOTE INVESTMENTS PTY LIMITED	Australia
8595711	MACQUARIE NZ HOLDINGS PTY LIMITED	Australia
30414	MACQUARIE OFFSHORE MASTER FUND LIMITED	Bermuda
129 590 576	MACQUARIE OFFSHORE SERVICES PTY LTD	Australia
FS200805155	Macquarie Offshore Services Pty Ltd - Philippine Branch	Philippines
4207954	MACQUARIE OIL AND GAS HOLDINGS INC	United States
770975-7	Macquarie Oil Services Canada Ltd	Canada
OF2150	MACQUARIE ONE LIMITED	United Arab Emirates
	Macquarie One LLC	United States
2934705	MACQUARIE OPTIONS PTY. LIMITED	Australia
	Macquarie PA TAP Management I, Inc.	United States
111494172	MACQUARIE PARTNERSHIP FINANCE CO PTY LIMITED (IN DEREGISTRATION)	Australia
107464264	MACQUARIE PARTNERSHIP INVESTMENT HOLDINGS PTY LIMITED (IN LIQUIDATION)	Australia
115251619	MACQUARIE PAYMENTS INFRASTRUCTURE HOLDINGS PTY LIMITED	Australia
130903249	MACQUARIE PDP SPV HOLDCO PTY LIMITED	Australia
6349353	MACQUARIE PETERBOROUGH HOSPITAL INVESTMENTS LIMITED	United Kingdom
	Macquarie Physical Metals (USA) Inc.	United States
93919727	MACQUARIE PIB MANAGEMENT PTY LIMITED (IN DEREGISTRATION)	Australia
115622449	MACQUARIE PIB PROJECT CO A PTY LIMITED	Australia

115622458	MACQUARIE PIB PROJECT CO B PTY LIMITED	Australia
	Macquarie Platinum Katella Inc.	United States
8327852	Macquarie PMI LLC	United States
	Macquarie PMI Manager LLC	United States
4768433	Macquarie Poinsettia Inc.	United States
107464586	MACQUARIE PORTFOLIO INVESTMENTS NO.1 PTY LIMITED (IN LIQUIDATION)	Australia
107464540	MACQUARIE PORTFOLIO INVESTMENTS NO.2 PTY LIMITED (IN LIQUIDATION)	Australia
	Macquarie Power LLC	United States
4235312	Macquarie Power Management Ltd.	Canada
133 273 426	MACQUARIE PRECISION MARKETING PTY LTD	Australia
0100-01-119544	MACQUARIE PRECISION MARKETING (JAPAN) LIMITED	Japan
0199-01-119544	MACQUARIE PRECISION MARKETING (JAPAN) LIMITED (Former Non-Bank Group)	Japan
1356202	Macquarie Premium Funding Inc./Financement Primes Macquarie Inc.	Canada
112561501	MACQUARIE PRINCIPAL PTY LIMITED	Australia
200703284G	MACQUARIE PRINCIPAL (SINGAPORE) PTE. LTD.	Singapore
82038328	MACQUARIE PRISM PTY LIMITED	Australia
116782006	MACQUARIE PRIVATE CAPITAL MANAGEMENT LIMITED	Australia
B162599	Macquarie Private Markets Fund GP S.à r.l	Luxembourg
B162637	Macquarie Private Markets Fund S.C.A., SICAV-FIS	Luxembourg
89987388	MACQUARIE PRIVATE PORTFOLIO MANAGEMENT LIMITED	Australia
1405135	Macquarie Private Wealth Corp./Gestion Privee Macquarie Corp.	Canada
1745409	Macquarie Private Wealth Inc./Gestion Privee Macquarie Inc.	Canada
74453393	MACQUARIE PROJECT FINANCE PTY LIMITED	Australia
8606826	MACQUARIE PROPERTY CHINA PTY LIMITED	Australia
77727318	MACQUARIE PROPERTY DEVELOPMENT FINANCE PTY LIMITED (IN DEREGISTRATION)	Australia
AK640307	MACQUARIE PROPERTY FINANCE LIMITED	New Zealand
76560917	MACQUARIE PROPERTY FINANCE MANAGEMENT PTY LIMITED	Australia
65678962	MACQUARIE PROPERTY INTERNATIONAL PTY LIMITED	Australia
105453736	MACQUARIE PROPERTY INVESTMENT MANAGEMENT 2 PTY LIMITED (IN DEREGISTRATION)	Australia
120957333	MACQUARIE PROPERTY INVESTMENT MANAGEMENT 5 PTY LIMITED (IN DEREGISTRATION)	Australia
120957360	MACQUARIE PROPERTY INVESTMENT MANAGEMENT 6 PTY LIMITED (IN DEREGISTRATION)	Australia
88772203	MACQUARIE PROPERTY INVESTMENT MANAGEMENT HOLDINGS PTY LIMITED	Australia
64904169	MACQUARIE PROPERTY (OBU) PTY LIMITED	Australia
113621024	MACQUARIE QUEEN STREET PTY LIMITED	Australia
142 083 092	MACQUARIE RADAR HOLDINGS PTY LIMITED	Australia
730170-7	Macquarie Rail Canada Limited	Canada
4039167	MACQUARIE RAIL INC.	United States
4484981	MACQUARIE RAIL MANAGEMENT LLC	United States
115220123	MACQUARIE READING PTY LIMITED	Australia
4504560	MACQUARIE REAL ESTATE ADVISORY SERVICES LLC	United States
129 130 963	MACQUARIE REAL ESTATE AFRICA INVESTMENTS PTY LIMITED - IN LIQUIDATION	Australia
623285	MACQUARIE REAL ESTATE ASIA LIMITED (Former Bank Group)	Hong Kong
95918068	MACQUARIE REAL ESTATE ASIA NOMINEES PTY LIMITED (IN DEREGISTRATION)	Australia
0199-01-089825	Macquarie Real Estate Capital KK (Former Bank Group)	Japan
0100-01-089825	MACQUARIE REAL ESTATE CAPITAL KK (In Liquidation)	Japan
130364699	MACQUARIE REAL ESTATE DEVELOPMENT CAPITAL (AUS) PTY LIMITED	Australia
132468690	MACQUARIE REAL ESTATE EQUITY FUND NO. 8 PTY LIMITED (IN DEREGISTRATION)	Australia
3455302	MACQUARIE REAL ESTATE FINANCE INC	United States
2920528	MACQUARIE REAL ESTATE INC	United States
6421191	Macquarie Real Estate Investments Europe Limited	United Kingdom
104-81-74725	MACQUARIE REAL ESTATE KOREA LIMITED (Former Bank Group)	Korea, Republic of
104-81-74725	MACQUARIE REAL ESTATE KOREA LTD.	Korea, Republic of
223524	MACQUARIE REAL ESTATE OPPORTUNITIES MASTER FUND	Cayman Islands
127762010	Macquarie Real Estate Services Pty Limited	Australia
200509669E	MACQUARIE REAL ESTATE SINGAPORE PTE. LIMITED	Singapore
4326812	Macquarie Real Estate Telecom Holdings LLC	United States
HRB 86922	Macquarie Real Invest GmbH (in liquidation)	Germany
102368052	MACQUARIE REALTY SERVICES AUSTRALIA PTY LIMITED - IN	Australia
4454539	MACQUARIE RENEWABLE ENERGY INC	United States
112147350	MACQUARIE RENEWABLES HOLDINGS PTY LIMITED	Australia
112588664	MACQUARIE RENEWABLES MANAGEMENT PTY LIMITED (IN DEREGISTRATION)	Australia
125098179	MACQUARIE RESIDENTIAL MANAGEMENT PTY LTD	Australia
	MACQUARIE RESIDENTIAL TRUST	Australia
125098339	MACQUARIE RESIDENTIAL (STATE) MANAGEMENT PTY LTD	Australia

672846-4	Macquarie Resource Capital Canada Ltd.	Canada
130 224 949	MACQUARIE RESOURCES INVESTMENT MANAGEMENT PTY LIMITED	Australia
7055620	Macquarie Restorations Limited	United Kingdom
998584	Macquarie Retail Management (Asia) Limited	Hong Kong
1273174	MACQUARIE RETAIL REAL ESTATE MANAGEMENT LIMITED	Hong Kong
1273174	MACQUARIE RETAIL REAL ESTATE MANAGEMENT LIMITED (Former Bank Group)	Hong Kong
6219852	MACQUARIE RISK ADVISORY SERVICES PTY LIMITED	Australia
3898413	MACQUARIE RISK MANAGEMENT ADVISORY PTY LIMITED	Australia
63267032	MACQUARIE SCIENCE HOLDINGS PTY LIMITED	Australia
728007-6	Macquarie Securities Financing Ltd (Canada)	Canada
104-81-99444	MACQUARIE SECURITIES KOREA LIMITED	Korea, Republic of
3435443	MACQUARIE SECURITIES MANAGEMENT PTY LIMITED	Australia
2006/023546/07	MACQUARIE SECURITIES SOUTH AFRICA (PROPRIETARY) LIMITED	South Africa
2832126	MACQUARIE SECURITIES (AUSTRALIA) LIMITED	Australia
3.10001E+14	MACQUARIE SECURITIES (AUSTRALIA) LIMITED SHANGHAI REPRESENTATIVE OFFICE	China
1748511	MACQUARIE SECURITIES (NZ) LIMITED	New Zealand
1.05539E+11	MACQUARIE SECURITIES (THAILAND) LIMITED	Thailand
7283920	Macquarie Securities (UK) Limited	United Kingdom
3297336	MACQUARIE SECURITISATION LIMITED	Australia
641342	MACQUARIE SECURITISATION (HONG KONG) LIMITED	Hong Kong
75289002	MACQUARIE SECURITISATION (OBU) PTY LIMITED	Australia
010473862-3438695	Macquarie Securitization USA LLC	United States
496224	MACQUARIE SERVICES (HONG KONG) LIMITED	Hong Kong
MSM081013GR9	Macquarie Services (Mexico), S.A. de C.V.	Mexico
	Macquarie Services (USA) Partners	United States
11.988.470/001-21	Macquarie Servicos Agricolas Limitada	Brazil
11.988.470/001-21	Macquarie Servicos Agricolas Limitada (Former Bank Group)	Brazil
126143860	MACQUARIE SGT PTY LIMITED	Australia
125336101	MACQUARIE SHENTON PTY LIMITED	Australia
127761871	MACQUARIE SHEP INVESTMENTS PTY LIMITED	Australia
	Macquarie Sierra Investment Holdings Inc.	United States
96705341	MACQUARIE SOUTH KINGSCLIFF PTY LIMITED (In Liquidation)	Australia
75295608	MACQUARIE SPECIALISED ASSET MANAGEMENT 2 LIMITED	Australia
87382965	MACQUARIE SPECIALISED ASSET MANAGEMENT LIMITED	Australia
EC#39329	MACQUARIE SPECIALISED ASSET MANAGEMENT (BERMUDA) LIMITED	Bermuda
125 574 389	MACQUARIE SPECIALIST INVESTMENTS LENDING LIMITED	Australia
	Macquarie Storage Investments Inc.	United States
86587635	MACQUARIE STRUCTURED AND SPECIALIST INVESTMENTS HOLDINGS PTY LIMITED	Australia
583316	MACQUARIE STRUCTURED PRODUCTS ASIA LIMITED	Virgin Islands, British
F14239	MACQUARIE STRUCTURED PRODUCTS ASIA LIMITED (NON HONG KONG COMPANY)	Hong Kong
8607074	MACQUARIE STRUCTURED PRODUCTS AUSTRALIA PTY LIMITED	Australia
HRB 87430	Macquarie Structured Products (Europe) GmbH	Germany
65747417	MACQUARIE STRUCTURED PRODUCTS (INTERNATIONAL) LIMITED	Australia
2009/012427/10	Macquarie Structured Products (International) Limited (Registered as an external Company in South Africa)	South Africa
489855	Macquarie Structured Securities (Europe) Public Limited Company	Ireland
8607038	MACQUARIE SWAN STREET PTY LIMITED	Australia
92034403	MACQUARIE SYNDICATE MANAGEMENT PTY LTD (Former Bank Group)	Australia
92034403	MACQUARIE SYNDICATE MANAGEMENT PTY LTD (IN DEREGISTRATION)	Australia
62060879	MACQUARIE SYNDICATION (NO. 7) PTY. LIMITED	Australia
65309033	MACQUARIE SYNDICATION (NO.12) PTY LIMITED	Australia
4668277	MACQUARIE TCG (USA) LLC	United States
392769-T	MACQUARIE TECHNOLOGIES (M) SDN BHD	Malaysia
392769-T	MACQUARIE TECHNOLOGIES (M) SDN BHD (Former Non-Bank Group)	Malaysia
C41050	MACQUARIE TECHNOLOGY HOLDINGS (MALTA) LIMITED	Malta
80218846	MACQUARIE TECHNOLOGY INVESTMENTS LIMITED	Australia
680639-2	Macquarie Technology Services (Canada) Ltd.	Canada
680639-2	Macquarie Technology Services (Canada) Ltd. (Former Non-Bank Group)	Canada
80472751	MACQUARIE TECHNOLOGY VENTURES PTY LTD	Australia
8606906	MACQUARIE THIRTY-THIRD AVIATION LEASING PTY. LIMITED	Australia
9642933	MACQUARIE TOURISM & LEISURE PTY LIMITED (IN LIQUIDATION)	Australia
	Macquarie Townsend LLC	United States
4598172	MACQUARIE TRADING HOLDINGS INC.	United States
4240237	MACQUARIE TRADING SERVICES INC	United States
0100-01-119358	MACQUARIE TREASURY AND COMMODITIES (JAPAN) LIMITED	Japan
28999	MACQUARIE TREASURY MANAGEMENT LTD.	Bermuda
HRB 76979	Macquarie Treuvermoegen GmbH	Germany
ARSN 093 394 926	MACQUARIE TRUE INDEX AUSTRALIAN EQUITIES FUND	Australia
ARSN 103 324 821	MACQUARIE TRUE INDEX AUSTRALIAN SHARE FUND	Australia
ARSN 118 888 547	MACQUARIE TRUE INDEX CASH FUND	Australia
ARSN 093 394 793	MACQUARIE TRUE INDEX FIXED INTEREST	Australia
ARSN 099 117 558	MACQUARIE TRUE INDEX GLOBAL BOND FUND	Australia

134 225 915	MACQUARIE TRUE INDEX GLOBAL INFRASTRUCTURE SECURITIES FUND	Australia
121530041	MACQUARIE TRUE INDEX INTERNATIONAL EQUITIES FUND	Australia
ARSN 093 394 515	MACQUARIE TRUE INDEX LISTED PROPERTY	Australia
ARSN 100 056 595	MACQUARIE TRUE INDEX PLUS AUSTRALIAN EQUITY	Australia
6697750	Macquarie Trustees Limited	United Kingdom
2007/035961/07	Macquarie Trustees South Africa (Proprietary) Limited	South Africa
8607029	MACQUARIE TWELFTH AVIATION LEASING PTY. LIMITED (IN DEREGISTRATION)	Australia
8607109	MACQUARIE TWENTIETH AVIATION LEASING PTY. LIMITED	Australia
8606844	MACQUARIE TWENTY-SEVENTH AVIATION LEASING PTY. LIMITED - IN LIQUIDATION	Australia
2579363	Macquarie UK Holdings Limited	United Kingdom
8248121	Macquarie UK Power Investments Limited	United Kingdom
115219988	MACQUARIE UK PROPERTY MANAGEMENT PTY LIMITED	Australia
8253776	Macquarie UK Rail Limited	United Kingdom
	Macquarie US Gas Supply LLC	United States
	Macquarie US Trading LLC	United States
261723	MACQUARIE VEHICLES (NZ) LIMITED	New Zealand
4517192	Macquarie Veridian Cove Inc.	United States
HRB 232580	Macquarie Verwaltungs GmbH	Germany
4474070	Macquarie Water Heater Rentals Holdings 2 LLC	United States
4370515	Macquarie Water Heater Rentals Holdings LLC	United States
4370511	Macquarie Water Heater Rentals LLC	United States
4684158	MACQUARIE WATERFRONT PEARL INC.	United States
168966	MACQUARIE WEALTH MANAGEMENT (INDIA) PRIVATE LIMITED	India
213181	Macquarie Zhaopin Holdings Limited	Cayman Islands
116308466	MACQUARIE (171 COLLINS ST) PTY LIMITED	Australia
115007817	MACQUARIE (454 COLLINS STREET) PTY LIMITED - in liquidation	Australia
198500776M	MACQUARIE (ASIA) PTE LTD.	Singapore
27230949	MACQUARIE (ASIA) PTE LTD. TAIWAN BRANCH	Taiwan
119105896	MACQUARIE (COLEMANS) PTY LIMITED (IN DEREGISTRATION)	Australia
6612064	Macquarie (Europe) Nominees Limited	United Kingdom
200228	MACQUARIE (HK) FINANCIAL SERVICES LIMITED	Hong Kong
0100-01-068766	MACQUARIE (JAPAN) LIMITED	Japan
110256418	MACQUARIE (PYRMONT) PTY LIMITED (In Liquidation)	Australia
SC280388	Macquarie (Scotland) GP Limited	United Kingdom
127762038	MACQUARIE (STUD ROAD) PTY LIMITED	Australia
6287793	Macquarie (UK) Group Services Limited	United Kingdom
6010500	MAIL HOLDINGS PTY LIMITED	Australia
66195	MALL Jet Partners LDC	Cayman Islands
86503	MALL Partners II Limited	Cayman Islands
CR-93169	MALL Partners III Limited	Cayman Islands
66690	MALL Partners I, LDC	Cayman Islands
54786	MALL/CL Air Leasing Cooperative Association	(Netherlands Antilles)
	MAP HOLDING TRUST	Australia
MC-257951	MAP II GP Limited	Cayman Islands
122169279	Maquarie Group Employee Retained Equity Plan (MEREP Trust)	Australia
90975456	MARGIN LENDING NOMINEES PTY LIMITED	Australia
500773510 RCS Paris	MASA (France) SARL	France
500773726 RCS Paris	MASB (France) SARL	France
509 298 634 RCS Paris	MASC (France) SARL	France
446197	MASL Ireland (10) Limited	Ireland
446196	MASL Ireland (11) Limited	Ireland
446195	MASL Ireland (12) Limited	Ireland
446206	MASL Ireland (13) Limited	Ireland
446207	MASL Ireland (14) Limited	Ireland
446210	MASL Ireland (17) Limited	Ireland
446187	MASL Ireland (18) Limited	Ireland
446188	MASL Ireland (19) Limited	Ireland
446189	MASL Ireland (20) Limited	Ireland
446190	MASL Ireland (21) Limited	Ireland
446191	MASL Ireland (22) Limited	Ireland
446192	MASL Ireland (23) Limited	Ireland
447475	MASL Ireland (24) Limited	Ireland
447474	MASL Ireland (25) Limited	Ireland
447987	MASL Ireland (26) Limited	Ireland
448204	MASL Ireland (27) Limited	Ireland
447980	MASL Ireland (28) Limited	Ireland
447981	MASL Ireland (29) Limited	Ireland
446205	MASL Ireland (2) Limited	Ireland
447982	MASL Ireland (30) Limited	Ireland
447983	MASL Ireland (31) Limited	Ireland
447984	MASL Ireland (32) Limited	Ireland
447985	MASL Ireland (33) Limited	Ireland
451456	MASL Ireland (34) Limited	Ireland
451173	MASL Ireland (35) Limited	Ireland

452129	MASL Ireland (36) Limited	Ireland
452130	MASL Ireland (37) Limited	Ireland
453683	MASL Ireland (38) Limited	Ireland
453684	MASL Ireland (39) Limited	Ireland
446204	MASL Ireland (3) Limited	Ireland
446203	MASL Ireland (4) Limited	Ireland
446202	MASL Ireland (5) Limited	Ireland
446201	MASL Ireland (6) Limited	Ireland
446200	MASL Ireland (7) Limited	Ireland
446199	MASL Ireland (8) Limited	Ireland
446198	MASL Ireland (9) Limited	Ireland
102964312	MASL NO. 2 PTY LIMITED (IN DEREGISTRATION)	Australia
556734-5524	MASL Sweden (1) AB	Sweden
556734-6068	MASL Sweden (2) AB	Sweden
556734-9310	MASL Sweden (3) AB	Sweden
556734-9328	MASL Sweden (4) AB	Sweden
556741-2498	MASL Sweden (7) AB	Sweden
556741-2506	MASL Sweden (8) AB	Sweden
6386342	MASL UK (1) Limited	United Kingdom
LL08078	MASL (Labuan) Limited	Malaysia
8607092	MBL REALTY INVESTMENT MANAGEMENT PTY. LIMITED	Australia
1330132	MBL RIVER LINKS PTY LIMITED (IN DEREGISTRATION)	Australia
363941	MC CAPITAL GROUP	Ireland
69343693	MC CAPITAL HOLDINGS NO.1 PTY LIMITED	Australia
69343791	MC CAPITAL HOLDINGS NO.2 PTY LIMITED	Australia
146 752 329	MC EDUCATION HOLDINGS PTY LTD	Australia
MC-207028	MCA ACQUISITION CORP.	Cayman Islands
MC-207027	MCA ACQUISITION HOLDINGS CORP.	Cayman Islands
78223382	MCF LEASING PTY LIMITED	Australia
977935	MCNEE HOLDINGS PTY LIMITED (IN LIQUIDATION)	Australia
4526019	MCP Solar Assets Partners I LLC	United States
452697	MCP Solar Assets Partners II LLC	United States
4625932	MEF US HOLDINGS INC.	United States
4866246	MEIF (UK) Limited	United Kingdom
132 468 734	MELRO HOLDCO PTY LIMITED	Australia
132 468 734	MELRO HOLDCO PTY LIMITED (Former Bank Group)	Australia
2223765	Merino Air Leasing, Inc.	United States
84781555	MERIT MANAGEMENT NO.1 PTY LIMITED - IN LIQUIDATION	Australia
84781493	MERIT NO.1 PTY LIMITED	Australia
0	MERIT TRUST NO. 2	Australia
140390629	MGI PROTECTED ASSET FINANCING NO.1 PTY LTD (In Deregistration)	Australia
200708397H	MGJ HOLDINGS PTE. LIMITED	Singapore
200708397H	MGJ HOLDINGS PTE. LIMITED (Former Bank Group)	Singapore
4346896	MGOP Feeder I GP LLC	United States
44351	MIAC GROUP LTD	Bermuda
4661999	MIAC HOLDINGS (US) INC.	United States
44352	MIAC REINSURANCE LTD	Bermuda
4662005	MIAC SERVICES INC.	United States
4323418	MIF US Investment Holdings LLC	United States
4323415	MIF US INVESTMENT PARTNERSHIP	United States
4261648	MIHI LLC	United States
0100-02-032951	MJL ACE LTD.	Japan
0100-02-032952	MJL BAY LTD.	Japan
8108745	MMT I LLC	United States
010473862-3438695	MMUSA Warehouse No. 1 LLC	United States
3613926	Mongoose Acquisition LLC	United States
103410297	MONGOOSE PTY LTD	Australia
WK-133920	Monkwell Investments Limited	Cayman Islands
86587608	MONT PARK DEVELOPMENT COMPANY PTY LIMITED	Australia
	Moonstone Lien Investments, LLC	United States
Not Registered	MOORE STREET TRUST	Australia
8108683	Mornington Funding 2012-1 PLC	United Kingdom
8108607	Mornington Holding Limited	United Kingdom
460268	MPFI Investments 1 Limited (in liquidation)	Ireland
451722	MPFI INVESTMENTS LIMITED	Ireland
MC-162571	MQ ABSOLUTE RETURN STRATEGIES - ASIA	Cayman Islands
	MQ Absolute Return Strategies - Asia LLC	United States
61160558	MQ CAPITAL PTY LIMITED	Australia
	MQ HELIX UK Market Strategy 1 L.P.	Guernsey
92552611	MQ PORTFOLIO MANAGEMENT LIMITED	Australia
86438995	MQ SPECIALIST INVESTMENT MANAGEMENT LIMITED	Australia
U51909MH2012FTC226545	MQG Commodities (India) Private Limited	India
109837783	MREEF SSF MANAGEMENT LIMITED	Australia
129962269	MSI CASH TRUST	Australia
124335333	MTF HOLDINGS PTY LIMITED	Australia

	MUNICIPAL AND INFRASTRUCTURE ASSURANCE CORPORATION (Sold 15/06/2011)	United States
117100615	MUSASHI INVESTOR PTY LIMITED (IN LIQUIDATION)	Australia
FN215363K	MXMM GmbH	Austria
3337675	NANWAY NOMINEES PTY LIMITED	Australia
451296	NCH Symphony Limited (in voluntary liquidation)	Ireland
4107909	NDI NO.1 LLC	United States
B132283	New World Gaming International S.a.r.l	Luxembourg
124392829	NORTH-WEST EXPRESSWAY PTY LIMITED	Australia
BC0883591	NWG Canada Investments Ltd.	Canada
157723441	NZ MORTGAGES PTY LTD	Australia
CR-114570	O'Farrell Leasing (Holdings) Ltd.	Cayman Islands
	OLF, LLC	United States
109649292	OLICC TECHNOLOGIES PTY LTD	Australia
79630603	OMNI LEISURE OPERATIONS PTY LIMITED (In Liquidation)	Australia
	One Call Debt Help LLC	United States
131 233 719	OPEN BROADBAND AUSTRALIA PTY LTD	Australia
113519823	OT HOLDINGS PTY LIMITED	Australia
115771992	OUTPLAN PTY LIMITED	Australia
205391	OW Funding Limited	Cayman Islands
71982244	PACIFIC RIM OPERATIONS LIMITED	Australia
4444506	PADUA MG HOLDINGS LLC	United States
not registered	PARENTS AT WORK INVESTMENT UNIT TRUST	Australia
107805452	PARENTS@WORK PTY LIMITED	Australia
134 011 313	PARETO GLOBAL RISK ADJUSTED ALPHA TRUST	Australia
490262	Pathglade Limited (in voluntary liquidation)	Ireland
	PELICAN WAREHOUSE TRUST NO.1	Australia
	PEREGRINE SELLER TRUST	Australia
	PEREGRINE SERIES TRUST 2009-1	Australia
	Petro Tradelinks Inc.	United States
	Pipeline Rehabilitation No.4 Trust	Australia
C205320	PIRANGUT CYPRUS NO. 1 LIMITED (Former Bank Group)	Cyprus
C205320	PIRANGUT CYPRUS NO. 1 LIMITED (IN LIQUIDATION)	Cyprus
C205304	PIRANGUT CYPRUS NO. 2 LIMITED (Former Bank Group)	Cyprus
C205304	PIRANGUT CYPRUS NO. 2 LIMITED (IN LIQUIDATION)	Cyprus
117100599	PLEIADES INVESTOR PTY LIMITED	Australia
80106412	Polar Finance Pty Limited	Australia
8288421	Poseidon InvestCo GP Limited	United Kingdom
2382149	Presidio Partners LLC	United States
	Prodigal Asian Long Short Fund	Australia
124071405	PROP CO NO. 1 PTY LTD (IN DEREGISTRATION)	Australia
09.03.1.67.21972	PT Macquarie Capital Securities Indonesia	Indonesia
09.03.1.05.73897	PT MACQUARIE COMMODITIES INDONESIA	Indonesia
09.03.1.70.68374	PT MPM INDONESIA	Indonesia
09.03.1.46.66473	PT WANA HIJAU NUSANTARA (Former Non-Bank Group)	Indonesia
111086705	PTK INVESTOR PTY LIMITED (IN DEREGISTRATION)	Australia
not registered	PUMA GLOBAL TRUST NO.5	Australia
64904212	PUMA MANAGEMENT PTY LIMITED	Australia
not registered	PUMA MASTER FUND P-10	Australia
no registered	PUMA MASTER FUND P-11	Australia
	PUMA MASTER FUND P-8	Australia
	PUMA MASTER FUND P-9	Australia
	PUMA MASTER FUND S-2	Australia
	PUMA MASTERFUND H-1	Australia
	PUMA MASTERFUND P-13	Australia
	PUMA MASTERFUND P-14	Australia
not registered	PUMA MASTERFUND P-15	Australia
	PUMA MASTERFUND P-16	Australia
	PUMA MASTERFUND P-17	Australia
	PUMA Masterfund P-18	Australia
	PUMA Masterfund P-19	Australia
	PUMA MASTERFUND P12	Australia
	PUMA Masterfund S-10	Australia
	PUMA MASTERFUND S-11	Australia
	PUMA Masterfund S-12	Australia
	PUMA Masterfund S-13	Australia
	PUMA MASTERFUND S-5	Australia
	PUMA MASTERFUND S-6	Australia
not registered	PUMA Masterfund S-7	Australia
	PUMA MASTERFUND S-8	Australia
	PUMA Masterfund S-9	Australia
	PUMA MASTERFUND S3	Australia
not registered	PUMA SUB FUND CRS	Australia
Not registered	PUMA SUB FUND GSF	Australia
not registered	PUMA SUB FUND SPAN	Australia
	PUMA SUBFUND B-1	Australia

	PUMA SUBFUND COMMBANK	Australia
511 507 527 RCS Grenoble	Pure Montain Company S.A.S.	France
118472441	RANSHAR PTY LTD - IN LIQUIDATION	Australia
4644365	RED HOLLOW WIND LLC	United States
2.00902E+11	Regal Capital Advisors, LLC	United States
	Regal Capital Group, LLC	United States
not registered	REGIONAL MEDIA TRUST	Australia
	Relational Technology Services, Inc.	United States
150 449 684	RELOAD WIND FARM PTY LTD	Australia
	RELOAD WIND FARM TRUST	Australia
124947388	RESF NO. 1 PTY LTD	Australia
200921086K	RESOURCE MARINE PTE. LIMITED	Singapore
148013316	RESOURCE MARINE PTE. LIMITED (Australian Representative Office)	Australia
200921086K	RESOURCE MARINE PTE. LIMITED (FORMER NON-BANK)	Singapore
FC029978	Resource Marine Pte. Limited (UK Establishment)	United Kingdom
144 871 554	RESOURCES HOLDINGS NO.1 PTY LIMITED (IN DEREGISTRATION)	Australia
	Retirement Financial Services, Inc.	United States
114 594 080	REVERSE MORTGAGE SERVICES PTY LTD	Australia
153718079	RISK ADVICE SPECIALISTS PTY LTD	Australia
114 530 139	RISMARK INTERNATIONAL FUNDS MANAGEMENT LTD	Australia
	Rismark International Funds Management Trust	Australia
5129984	ROSS PLASTICS PTY LTD (IN DEREGISTRATION)	Australia
CH -150.4.000.882-8	Rossignol GmbH	Switzerland
P.I. 00351680079	Rossignol Lange S.R.L.	Italy
FN Innsbruck 30814	Rossignol Osterreich GmbH	Austria
161930029	Rossignol Sci S.R.L.	Italy
	Rossignol Ski Company, Incorporated	United States
HRB 7401	Rossignol Ski Deutschland GmbH	Germany
48603C1/GBL	SAN LING INVESTMENTS LIMITED	Mauritius
58639688	SEDULOUS INVESTMENTS PTY LIMITED	Australia
3477679	Service Line Warranties of America, Inc.	United States
	Service Line Warranties of America, Inc.	United States
3484259	SHALINA PTY LIMITED (IN DEREGISTRATION)	Australia
4721411	SHELBY ENERGY HOLDINGS, LLC	United States
464139	Shichi Limited	Ireland
2008/022345/07	Shieldco Securities S1 (Pty) Limited	South Africa
7163380	SiCURAnt InvestCo GP Limited	United Kingdom
606 320 174 RCS ANNECY	Skis Dynastar S.A.S.	France
835447	Skis Dynastar, Inc	United States
B 08 - 266140	Skis Rossignol de Espana, S.L.	Spain
056 502 958 RCS GRENOBLE	Skis Rossignol S.A.S.	France
	SMART ABS Series 2012-2US Trust	Australia
to be incorporated	SMART ABS Series 2012-3EQ Trust	Australia
not registered	SMART ABS Series 2012-4US Trust	Australia
	SMART ANZ WAREHOUSE Trust	Australia
	SMART J WAREHOUSE TRUST	Australia
	SMART MBL WAREHOUSE TRUST	Australia
	SMART RBS WAREHOUSE TRUST	Australia
	SMART RESIDUAL VALUE SERIES TRUST	Australia
	SMART SERIES 2007-3E TRUST	Australia
	SMART SERIES 2008-1E TRUST	Australia
	SMART SERIES 2008-2 TRUST	Australia
	SMART SERIES 2008-3 TRUST	Australia
	SMART Series 2009-1 Trust	Australia
	SMART Series 2010-1US Trust	Australia
unlisted	SMART Series 2010-2 Trust	Australia
not registered	SMART SERIES 2011-1US TRUST	Australia
not registered	SMART Series 2011-2US Trust	Australia
	SMART Series 2011-3 Trust	Australia
	SMART Series 2011-4US Trust	Australia
unlisted	SMART Series 2012-1US Trust	Australia
320 114 937	Societe Civile Immobiliere Promo-Star	France
	Specialty Finance Holdings, Inc.	United States
3421628	Stanyan Leasing Corporation	United States
HRB80040	Structural Support Systems Germany GmbH	Germany
128219330	SUREPARK HOLDINGS PTY LIMITED (Former Bank Group)	Australia
127761960	SurePark PTY LTD	Australia
MC189031	SYNTHETIC ASSET FUNDING ENTITY 1 LIMITED	Cayman Islands
MC189031	SYNTHETIC ASSET FUNDING ENTITY 1 LIMITED (Former Non-Bank Group)	Cayman Islands
MC189033	SYNTHETIC ASSET FUNDING ENTITY 2 LIMITED	Cayman Islands
MC189033	SYNTHETIC ASSET FUNDING ENTITY 2 LIMITED (Non-Bank Group)	Cayman Islands
MC189031	SYNTHETIC ASSET FUNDING ENTITY 3 LIMITED	Cayman Islands
MC189031	SYNTHETIC ASSET FUNDING ENTITY 3 LIMITED (Former Non-Bank Group)	Cayman Islands
	TA Trust	Australia
0100-02-017866	TAIKANSAN KAIHATSU LIMITED	Japan

6740344	Tank Devils Ltd	United Kingdom
4439050	TAURUS AEROSPACE GROUP INC.	United States
4439057	TAURUS AEROSPACE GROUP LLC	United States
5058776	Taurus Aerospace Holdings, LLC	United States
4578519	Taurus Tanks Inc.	United States
	Tax Ease CA, LLC	United States
	Tax Ease Employee Services Company LLC	United States
	Tax Ease Funding GP LLC	United States
	Tax Ease Funding, LP	United States
	Tax Ease Holdings LLC	United States
	Tax Ease Lien Investments 1 LLC	United States
	Tax Ease Lien Servicing LLC	United States
	Tax Ease NY, LLC	United States
	Tax Ease Ohio, LLC	United States
	Tax Ease PA, Inc	United States
	Tax Ease, LP	United States
85356770	TEGENSEE PTY LIMITED (IN DEREGISTRATION)	Australia
113508160	TELBANE 2 PTY LIMITED	Australia
70142951	TELBANE PTY LTD	Australia
79630649	TEN7 PTY LIMITED	Australia
HRB80044	Tension Services Holdings GmbH	Germany
238030	Tex Funding	Cayman Islands
	Texas Rail Terminal LLC	United States
OC315196	The Bluebell Transportation LLP	United Kingdom
Not Registered	The Concept Blue Property Trust	Australia
	THE GLOBAL DEBT LIMITED PARTNERSHIP NO. 2	Australia
OC315171	The Goonzaran LLP	United Kingdom
	THE MACQUARIE TOPI40 INVESTMENT TRUST	South Africa
IT1872/2007	THE MF TRUST	South Africa
Not Registered	THE NSW RESIDENTIAL TRUST	Australia
	THE TRUSTEE FOR MACQUARIE EMERGING MARKETS INFRASTRUCTURE SECURITIES FUND	Australia
Not Registered	THE VICTORIA RESIDENTIAL TRUST	Australia
64721080	TOUCHSTONE MACQUARIE PTY LIMITED (Former Bank Group)	Australia
2012853459	Tristone Capital Global Inc.	Canada
208568022	Tristone Capital Inc.	Canada
5366079	Tristone Capital Limited	United Kingdom
	Tristone Capital LLC	United States
6144124	Tristone Capital Nominees Limited (in Strike Off)	United Kingdom
2012712838	Tristone Capital SA Ltd	Canada
	Tristone Capital SA (Argentine Branch)	Argentina
9633603	TRYPTIC PTY LIMITED - IN LIQUIDATION	Australia
81119619	UPL DEVELOPMENTS PTY LIMITED	Australia
114734557	UPL (CATHERINE FIELD) PTY LIMITED (IN LIQUIDATION)	Australia
116908537	UPL (KIRRA) PTY LIMITED	Australia
127048659	UPL (NO 15) PTY LIMITED	Australia
127049110	UPL (NO 19) PTY LIMITED (IN LIQUIDATION)	Australia
127049254	UPL (NO 22) PTY LIMITED	Australia
116908493	UPL (NO 6) PTY LIMITED	Australia
116908582	UPL (NO 7) PTY LIMITED	Australia
116908635	UPL (NO 9) PTY LIMITED	Australia
114734986	UPL (NO. 11) PTY LIMITED (IN DEREGISTRATION)	Australia
115793685	UPL (NSW) PTY LIMITED	Australia
127049227	UPL (PALMVIEW) PTY LIMITED (IN DEREGISTRATION)	Australia
115007933	UPL (PORTARLINGTON) PTY LIMITED (IN LIQUIDATION)	Australia
120934741	UPL (QLD) PTY LIMITED (IN DEREGISTRATION)	Australia
85359833	UPL (SA) PTY LIMITED	Australia
84657616	UPL (UNDERDALE) PTY LIMITED	Australia
115912822	UPL (VIC) PTY LIMITED (IN DEREGISTRATION)	Australia
95793141	UPL (WA) PTY LTD	Australia
115007755	UPL (WHITBY) PTY LIMITED	Australia
55500902	UPMILL NOMINEES PTY LIMITED	Australia
81119495	URBAN PACIFIC PTY LIMITED	Australia
	URBAN PACIFIC SPRINGTHORPE INVESTMENT PTY LIMITED (IN DEREGISTRATION)	Australia
92034458	URBAN PACIFIC (BEROWRA) PTY LIMITED	Australia
115131345	URBAN PACIFIC (FLETCHER) PTY LIMITED (IN LIQUIDATION)	Australia
114197429	URBAN PACIFIC (SOMERSET) PTY LIMITED (IN LIQUIDATION)	Australia
3705740	Utility Metering Services Limited	United Kingdom
	Utility Service Partners Private Label of Virginia Inc.	United States
3993140	UTILITY SERVICE PARTNERS PRIVATE LABEL, INC.	United States
3709191	UTILITY SERVICE PARTNERS, INC.	United States
8592916	UTOPIA PTY LIMITED (IN DEREGISTRATION)	Australia
3201303	VALCOR PTY LIMITED - IN LIQUIDATION	Australia
WK-137396	Valley Leasing Limited	Cayman Islands
107-87-51612	VALUE LOAN MORTGAGE LLC	Korea, Republic of

8586927	VARZY PTY LIMITED (IN DEREGISTRATION)	Australia
80218622	VICWIRE PARTNERSHIP PTY LIMITED (IN DEREGISTRATION)	Australia
WK-166995	West Portal Leasing Limited	Cayman Islands
	Winslow Lien Investments, LLC	United States
54813080	WOODROSS NOMINEES PTY. LIMITED	Australia
2736423	WUXTA PTY LIMITED (In Deregistration)	Australia
	YAYASAN HUTAN HIJAU (Former Non-Bank Group)	Indonesia
5532426	YBR Feeder GP Limited	United Kingdom
1449995	Yorkton Capital Partners II Inc.	Canada
1430727	Yorkton Capital Partners Inc.	Canada
BIN 100829696	Yorkton Partners 2000 Fund, LP	Canada
BIN 110589777	Yorkton Partners 2001 Fund, LP	Canada
BIN: 101242931	Yorkton Private Equity Limited Partnership	Canada
BIN: 110078755	Yorkton Private Equity Non-Resident Limited Partnership	Canada
2798503	ZELENKA PTY LIMITED - IN LIQUIDATION	Australia
4721409	ZODIAC ENERGY HOLDINGS, LLC	United States

ANNEXURE 'B'

This is the annexure marked 'B' of 127 page(s) referred to in the Notice of change of interests of substantial holder.

Dennis Leong
Company Secretary, Macquarie Group Limited
7 March 2013

Consideration

Date of change	Person whose relevant interest changed	Nature of change	Consideration	Number of securities affected	Class	Person's votes affected
27-Sep-13	MPPM	Transfer in – client account	AUD 3.77	18,400	FPO	18,400
13-Sep-13	MPPM	Transfer in – client account	AUD 3.55	7,865	FPO	7,865
04-Sep-13	MPPM	Transfer in – client account	AUD 3.61	15,000	FPO	15,000
02-May-12	MBL	On Market Sale	AUD 2.48	-1700	FPO	1,700
02-May-12	MBL	On Market Sale	AUD 2.49	-754	FPO	754
02-May-12	MBL	On Market Sale	AUD 2.52	-479	FPO	479
02-May-12	MBL	On Market Sale	AUD 2.47	-454	FPO	454
02-May-12	MBL	On Market Sale	AUD 2.53	-429	FPO	429
02-May-12	MBL	On Market Sale	AUD 2.53	-428	FPO	428
02-May-12	MBL	On Market Sale	AUD 2.52	-414	FPO	414
02-May-12	MBL	On Market Sale	AUD 2.53	-407	FPO	407
02-May-12	MBL	On Market Sale	AUD 2.48	-294	FPO	294
02-May-12	MBL	On Market Sale	AUD 2.51	-149	FPO	149
02-May-12	MBL	On Market Sale	AUD 2.53	-140	FPO	140
02-May-12	MBL	On Market Sale	AUD 2.48	-127	FPO	127
02-May-12	MBL	On Market Sale	AUD 2.54	-60	FPO	60
02-May-12	MBL	On Market Purchase	AUD 2.46	19	FPO	19
02-May-12	MBL	On Market Purchase	AUD 2.46	42	FPO	42
02-May-12	MBL	On Market Purchase	AUD 2.52	86.00	FPO	86
02-May-12	MBL	On Market Purchase	AUD 2.51	127	FPO	127
02-May-12	MBL	On Market Purchase	AUD 2.53	127	FPO	127
02-May-12	MBL	On Market Purchase	AUD 2.52	127	FPO	127
02-May-12	MBL	On Market Purchase	AUD 2.51	148	FPO	148
02-May-12	MBL	On Market Purchase	AUD 2.50	254	FPO	254
02-May-12	MBL	On Market Purchase	AUD 2.47	300	FPO	300
02-May-12	MBL	On Market Purchase	AUD 2.52	417	FPO	417
02-May-12	MBL	On Market Purchase	AUD 2.47	430	FPO	430
02-May-12	MBL	On Market Purchase	AUD 2.49	647	FPO	647
02-May-12	MBL	On Market Purchase	AUD 2.48	685	FPO	685
02-May-12	MBL	On Market Purchase	AUD 2.48	1147	FPO	1,147
02-May-12	MBL	On Market Purchase	AUD 2.48	1700	FPO	1,700
03-May-12	MBL	On Market Sale	AUD 2.43	-1700	FPO	1,700
03-May-12	MBL	On Market Sale	AUD 2.43	-1540	FPO	1,540
03-May-12	MBL	On Market Sale	AUD 2.45	-1351	FPO	1,351
03-May-12	MBL	On Market Sale	AUD 2.44	-818.00	FPO	818
03-May-12	MBL	On Market Sale	AUD 2.43	-610.00	FPO	610
03-May-12	MBL	On Market Sale	AUD 2.43	-610	FPO	610
03-May-12	MBL	On Market Sale	AUD 2.43	-600	FPO	600
03-May-12	MBL	On Market Sale	AUD 2.43	-460	FPO	460
03-May-12	MBL	On Market Sale	AUD 2.44	-409	FPO	409
03-May-12	MBL	On Market Sale	AUD 2.46	-387	FPO	387
03-May-12	MBL	On Market Sale	AUD 2.42	-130	FPO	130
03-May-12	MBL	On Market Sale	AUD 2.43	-4	FPO	4
03-May-12	MBL	On Market Purchase	AUD 2.43	127	FPO	127
03-May-12	MBL	On Market Purchase	AUD 2.43	127	FPO	127
03-May-12	MBL	On Market Purchase	AUD 2.42	154	FPO	154
03-May-12	MBL	On Market Purchase	AUD 2.46	254.00	FPO	254
03-May-12	MBL	On Market Purchase	AUD 2.43	254.00	FPO	254
03-May-12	MBL	On Market Purchase	AUD 2.44	407.00	FPO	407
03-May-12	MBL	On Market Purchase	AUD 2.43	408	FPO	408
03-May-12	MBL	On Market Purchase	AUD 2.42	514	FPO	514
03-May-12	MBL	On Market Purchase	AUD 2.45	1351	FPO	1,351
03-May-12	MBL	On Market Purchase	AUD 2.45	1548	FPO	1,548
03-May-12	MBL	On Market Purchase	AUD 2.41	2867	FPO	2,867
03-May-12	MBL	On Market Purchase	AUD 2.41	4237	FPO	4,237
03-May-12	MBL	On Market Purchase	AUD 2.48	5692	FPO	5,692
04-May-12	MBL	On Market Sale	AUD 2.39	-19391	FPO	19,391
04-May-12	MBL	On Market Sale	AUD 2.39	-15609	FPO	15,609
04-May-12	MBL	On Market Sale	AUD 2.40	-2948	FPO	2,948
04-May-12	MBL	On Market Sale	AUD 2.41	-203	FPO	203

Date of change	Person whose relevant interest changed	Nature of change	Consideration	Number of securities affected	Class	Person's votes affected
04-May-12	MBL	On Market Sale	AUD 2.39	-44	FPO	44
04-May-12	MBL	On Market Purchase	AUD 2.40	127	FPO	127
04-May-12	MBL	On Market Purchase	AUD 2.41	202	FPO	202
04-May-12	MBL	On Market Purchase	AUD 2.41	551	FPO	551
04-May-12	MBL	On Market Purchase	AUD 2.39	862.00	FPO	862
04-May-12	MBL	On Market Purchase	AUD 2.40	895.00	FPO	895
04-May-12	MBL	On Market Purchase	AUD 2.39	1503	FPO	1,503
04-May-12	MBL	On Market Purchase	AUD 2.39	35000	FPO	35,000
07-May-12	MBL	On Market Sale	AUD 2.37	-2531	FPO	2,531
07-May-12	MBL	On Market Sale	AUD 2.37	-913	FPO	913
07-May-12	MBL	On Market Sale	AUD 2.39	-358	FPO	358
07-May-12	MBL	On Market Sale	AUD 2.39	-283	FPO	283
07-May-12	MBL	On Market Sale	AUD 2.39	-256	FPO	256
07-May-12	MBL	On Market Sale	AUD 2.39	-153	FPO	153
07-May-12	MBL	On Market Sale	AUD 2.37	-3	FPO	3
07-May-12	MBL	On Market Purchase	AUD 2.39	127	FPO	127
07-May-12	MBL	On Market Purchase	AUD 2.39	153	FPO	153
07-May-12	MBL	On Market Purchase	AUD 2.38	215	FPO	215
07-May-12	MBL	On Market Purchase	AUD 2.38	393	FPO	393
07-May-12	MBL	On Market Purchase	AUD 2.37	750	FPO	750
07-May-12	MBL	On Market Purchase	AUD 2.39	2,070.00	FPO	2,070
07-May-12	MBL	On Market Purchase	AUD 2.38	3020	FPO	3,020
08-May-12	MBL	On Market Sale	AUD 2.34	-4108	FPO	4,108
08-May-12	MBL	On Market Sale	AUD 2.35	-740	FPO	740
08-May-12	MBL	On Market Sale	AUD 2.37	-628	FPO	628
08-May-12	MBL	On Market Sale	AUD 2.39	-612	FPO	612
08-May-12	MBL	On Market Sale	AUD 2.36	-604	FPO	604
08-May-12	MBL	On Market Sale	AUD 2.35	-399	FPO	399
08-May-12	MBL	On Market Sale	AUD 2.40	-254	FPO	254
08-May-12	MBL	On Market Sale	AUD 2.35	-241	FPO	241
08-May-12	MBL	On Market Sale	AUD 2.38	-239.00	FPO	239
08-May-12	MBL	On Market Sale	AUD 2.39	-208.00	FPO	208
08-May-12	MBL	On Market Sale	AUD 2.38	-203.00	FPO	203
08-May-12	MBL	On Market Sale	AUD 2.35	-91.00	FPO	91
08-May-12	MBL	On Market Sale	AUD 2.39	-70	FPO	70
08-May-12	MBL	On Market Sale	AUD 2.39	-32	FPO	32
08-May-12	MBL	On Market Purchase	AUD 2.39	1	FPO	1
08-May-12	MBL	On Market Purchase	AUD 2.37	8	FPO	8
08-May-12	MBL	On Market Purchase	AUD 2.37	39	FPO	39
08-May-12	MBL	On Market Purchase	AUD 2.37	91	FPO	91
08-May-12	MBL	On Market Purchase	AUD 2.37	127	FPO	127
08-May-12	MBL	On Market Purchase	AUD 2.35	144	FPO	144
08-May-12	MBL	On Market Purchase	AUD 2.39	194	FPO	194
08-May-12	MBL	On Market Purchase	AUD 2.39	195	FPO	195
08-May-12	MBL	On Market Purchase	AUD 2.38	199	FPO	199
08-May-12	MBL	On Market Purchase	AUD 2.35	300.00	FPO	300
08-May-12	MBL	On Market Purchase	AUD 2.36	315.00	FPO	315
08-May-12	MBL	On Market Purchase	AUD 2.37	494	FPO	494
08-May-12	MBL	On Market Purchase	AUD 2.34	587	FPO	587
08-May-12	MBL	On Market Purchase	AUD 2.39	609	FPO	609
08-May-12	MBL	On Market Purchase	AUD 2.35	612	FPO	612
08-May-12	MBL	On Market Purchase	AUD 2.37	648	FPO	648
08-May-12	MBL	On Market Purchase	AUD 2.36	789	FPO	789
08-May-12	MBL	On Market Purchase	AUD 2.35	1110	FPO	1,110
08-May-12	MBL	On Market Purchase	AUD 2.37	5867	FPO	5,867
08-May-12	MBL	On Market Purchase	AUD 2.37	5867	FPO	5,867
09-May-12	MBL	On Market Sale	AUD 2.28	-2889	FPO	2,889
09-May-12	MBL	On Market Sale	AUD 2.27	-1808	FPO	1,808
09-May-12	MBL	On Market Sale	AUD 2.27	-1063	FPO	1,063
09-May-12	MBL	On Market Sale	AUD 2.27	-961.00	FPO	961
09-May-12	MBL	On Market Sale	AUD 2.27	-956	FPO	956
09-May-12	MBL	On Market Sale	AUD 2.29	-952	FPO	952
09-May-12	MBL	On Market Sale	AUD 2.34	-600	FPO	600
09-May-12	MBL	On Market Sale	AUD 2.27	-430	FPO	430
09-May-12	MBL	On Market Sale	AUD 2.32	-421	FPO	421
09-May-12	MBL	On Market Sale	AUD 2.32	-368.00	FPO	368
09-May-12	MBL	On Market Sale	AUD 2.32	-210.00	FPO	210
09-May-12	MBL	On Market Sale	AUD 2.28	-127	FPO	127
09-May-12	MBL	On Market Sale	AUD 2.27	-52	FPO	52
09-May-12	MBL	On Market Purchase	AUD 2.32	7	FPO	7
09-May-12	MBL	On Market Purchase	AUD 2.29	14	FPO	14
09-May-12	MBL	On Market Purchase	AUD 2.32	38	FPO	38
09-May-12	MBL	On Market Purchase	AUD 2.32	45	FPO	45
09-May-12	MBL	On Market Purchase	AUD 2.27	71	FPO	71

Date of change	Person whose relevant interest changed	Nature of change	Consideration	Number of securities affected	Class	Person's votes affected
09-May-12	MBL	On Market Purchase	AUD 2.32	90	FPO	90
09-May-12	MBL	On Market Purchase	AUD 2.26	161	FPO	161
09-May-12	MBL	On Market Purchase	AUD 2.33	200	FPO	200
09-May-12	MBL	On Market Purchase	AUD 2.27	272	FPO	272
09-May-12	MBL	On Market Purchase	AUD 2.27	321.00	FPO	321
09-May-12	MBL	On Market Purchase	AUD 2.29	335	FPO	335
09-May-12	MBL	On Market Purchase	AUD 2.27	426	FPO	426
09-May-12	MBL	On Market Purchase	AUD 2.27	428	FPO	428
09-May-12	MBL	On Market Purchase	AUD 2.27	429	FPO	429
09-May-12	MBL	On Market Purchase	AUD 2.31	431	FPO	431
09-May-12	MBL	On Market Purchase	AUD 2.27	441	FPO	441
09-May-12	MBL	On Market Purchase	AUD 2.33	442	FPO	442
09-May-12	MBL	On Market Purchase	AUD 2.28	452	FPO	452
09-May-12	MBL	On Market Purchase	AUD 2.31	454	FPO	454
09-May-12	MBL	On Market Purchase	AUD 2.27	537	FPO	537
09-May-12	MBL	On Market Purchase	AUD 2.29	595	FPO	595
09-May-12	MBL	On Market Purchase	AUD 2.30	641	FPO	641
09-May-12	MBL	On Market Purchase	AUD 2.27	666	FPO	666
09-May-12	MBL	On Market Purchase	AUD 2.29	896	FPO	896
09-May-12	MBL	On Market Purchase	AUD 2.28	912.00	FPO	912
09-May-12	MBL	On Market Purchase	AUD 2.27	1063	FPO	1,063
09-May-12	MBL	On Market Purchase	AUD 2.32	1113	FPO	1,113
09-May-12	MBL	On Market Purchase	AUD 2.27	1132	FPO	1,132
09-May-12	MBL	On Market Purchase	AUD 2.27	1511	FPO	1,511
09-May-12	MBL	On Market Purchase	AUD 2.28	2554	FPO	2,554
09-May-12	MBL	On Market Purchase	AUD 2.34	5850	FPO	5,850
10-May-12	MBL	On Market Sale	AUD 2.27	-936	FPO	936
10-May-12	MBL	On Market Sale	AUD 2.27	-796	FPO	796
10-May-12	MBL	On Market Sale	AUD 2.28	-638	FPO	638
10-May-12	MBL	On Market Sale	AUD 2.27	-421	FPO	421
10-May-12	MBL	On Market Sale	AUD 2.26	-416	FPO	416
10-May-12	MBL	On Market Sale	AUD 2.27	-415	FPO	415
10-May-12	MBL	On Market Sale	AUD 2.27	-405	FPO	405
10-May-12	MBL	On Market Sale	AUD 2.27	-211.00	FPO	211
10-May-12	MBL	On Market Sale	AUD 2.27	-210.00	FPO	210
10-May-12	MBL	On Market Sale	AUD 2.27	-202.00	FPO	202
10-May-12	MBL	On Market Sale	AUD 2.27	-192.00	FPO	192
10-May-12	MBL	On Market Purchase	AUD 2.26	12.00	FPO	12
10-May-12	MBL	On Market Purchase	AUD 2.27	39.00	FPO	39
10-May-12	MBL	On Market Purchase	AUD 2.26	39	FPO	39
10-May-12	MBL	On Market Purchase	AUD 2.26	127	FPO	127
10-May-12	MBL	On Market Purchase	AUD 2.26	127	FPO	127
10-May-12	MBL	On Market Purchase	AUD 2.25	127	FPO	127
10-May-12	MBL	On Market Purchase	AUD 2.27	197	FPO	197
10-May-12	MBL	On Market Purchase	AUD 2.27	209	FPO	209
10-May-12	MBL	On Market Purchase	AUD 2.27	419	FPO	419
10-May-12	MBL	On Market Purchase	AUD 2.26	612	FPO	612
10-May-12	MBL	On Market Purchase	AUD 2.26	613	FPO	613
10-May-12	MBL	On Market Purchase	AUD 2.27	828	FPO	828
10-May-12	MBL	On Market Purchase	AUD 2.28	1156	FPO	1,156
10-May-12	MBL	On Market Purchase	AUD 2.27	1204	FPO	1,204
10-May-12	MBL	On Market Purchase	AUD 2.28	1445	FPO	1,445
10-May-12	MBL	On Market Purchase	AUD 2.27	1,674.00	FPO	1,674
10-May-12	MBL	On Market Purchase	AUD 2.27	2,254.00	FPO	2,254
10-May-12	MBL	On Market Purchase	AUD 2.28	5,903.00	FPO	5,903
11-May-12	MBL	On Market Sale	AUD 2.25	-3,296.00	FPO	3,296
11-May-12	MBL	On Market Sale	AUD 2.24	-2,842.00	FPO	2,842
11-May-12	MBL	On Market Sale	AUD 2.26	-780	FPO	780
11-May-12	MBL	On Market Sale	AUD 2.26	-766	FPO	766
11-May-12	MBL	On Market Sale	AUD 2.27	-747	FPO	747
11-May-12	MBL	On Market Sale	AUD 2.27	-563	FPO	563
11-May-12	MBL	On Market Sale	AUD 2.29	-525	FPO	525
11-May-12	MBL	On Market Sale	AUD 2.27	-470	FPO	470
11-May-12	MBL	On Market Sale	AUD 2.27	-379	FPO	379
11-May-12	MBL	On Market Sale	AUD 2.27	-309	FPO	309
11-May-12	MBL	On Market Sale	AUD 2.27	-237	FPO	237
11-May-12	MBL	On Market Sale	AUD 2.28	-224	FPO	224
11-May-12	MBL	On Market Sale	AUD 2.28	-210	FPO	210
11-May-12	MBL	On Market Sale	AUD 2.29	-189	FPO	189
11-May-12	MBL	On Market Sale	AUD 2.24	-62	FPO	62
11-May-12	MBL	On Market Sale	AUD 2.27	-1	FPO	1
11-May-12	MBL	On Market Purchase	AUD 2.29	1	FPO	1
11-May-12	MBL	On Market Purchase	AUD 2.29	7	FPO	7
11-May-12	MBL	On Market Purchase	AUD 2.29	24.00	FPO	24

Date of change	Person whose relevant interest changed	Nature of change	Consideration	Number of securities affected	Class	Person's votes affected
11-May-12	MBL	On Market Purchase	AUD 2.29	92	FPO	92
11-May-12	MBL	On Market Purchase	AUD 2.29	128	FPO	128
11-May-12	MBL	On Market Purchase	AUD 2.24	133	FPO	133
11-May-12	MBL	On Market Purchase	AUD 2.29	207	FPO	207
11-May-12	MBL	On Market Purchase	AUD 2.28	223	FPO	223
11-May-12	MBL	On Market Purchase	AUD 2.26	254	FPO	254
11-May-12	MBL	On Market Purchase	AUD 2.24	332	FPO	332
11-May-12	MBL	On Market Purchase	AUD 2.26	338	FPO	338
11-May-12	MBL	On Market Purchase	AUD 2.24	525	FPO	525
11-May-12	MBL	On Market Purchase	AUD 2.27	549	FPO	549
11-May-12	MBL	On Market Purchase	AUD 2.24	579	FPO	579
11-May-12	MBL	On Market Purchase	AUD 2.29	647	FPO	647
11-May-12	MBL	On Market Purchase	AUD 2.26	677	FPO	677
11-May-12	MBL	On Market Purchase	AUD 2.29	825	FPO	825
11-May-12	MBL	On Market Purchase	AUD 2.24	865	FPO	865
11-May-12	MBL	On Market Purchase	AUD 2.26	1128	FPO	1,128
11-May-12	MBL	On Market Purchase	AUD 2.24	1656	FPO	1,656
11-May-12	MBL	On Market Purchase	AUD 2.24	2013	FPO	2,013
11-May-12	MBL	On Market Purchase	AUD 2.24	2559	FPO	2,559
11-May-12	MBL	On Market Purchase	AUD 2.24	3,244.00	FPO	3,244
14-May-12	MBL	On Market Sale	AUD 2.23	-4,428.00	FPO	4,428
14-May-12	MBL	On Market Sale	AUD 2.22	-1940	FPO	1,940
14-May-12	MBL	On Market Sale	AUD 2.22	-1431	FPO	1,431
14-May-12	MBL	On Market Sale	AUD 2.22	-671	FPO	671
14-May-12	MBL	On Market Sale	AUD 2.22	-383	FPO	383
14-May-12	MBL	On Market Sale	AUD 2.22	-245	FPO	245
14-May-12	MBL	On Market Sale	AUD 2.22	-234	FPO	234
14-May-12	MBL	On Market Sale	AUD 2.22	-198	FPO	198
14-May-12	MBL	On Market Sale	AUD 2.22	-170	FPO	170
14-May-12	MBL	On Market Sale	AUD 2.24	-151	FPO	151
14-May-12	MBL	On Market Sale	AUD 2.22	-144	FPO	144
14-May-12	MBL	On Market Sale	AUD 2.22	-100	FPO	100
14-May-12	MBL	On Market Sale	AUD 2.22	-100	FPO	100
14-May-12	MBL	On Market Sale	AUD 2.24	-97.00	FPO	97
14-May-12	MBL	On Market Sale	AUD 2.24	-38.00	FPO	38
14-May-12	MBL	On Market Sale	AUD 2.22	-32.00	FPO	32
14-May-12	MBL	On Market Sale	AUD 2.24	-18.00	FPO	18
14-May-12	MBL	On Market Sale	AUD 2.23	-17	FPO	17
14-May-12	MBL	On Market Sale	AUD 2.22	-6	FPO	6
14-May-12	MBL	On Market Sale	AUD 2.22	-1	FPO	1
14-May-12	MBL	On Market Purchase	AUD 2.21	1	FPO	1
14-May-12	MBL	On Market Purchase	AUD 2.21	1	FPO	1
14-May-12	MBL	On Market Purchase	AUD 2.21	2	FPO	2
14-May-12	MBL	On Market Purchase	AUD 2.20	5	FPO	5
14-May-12	MBL	On Market Purchase	AUD 2.21	6.00	FPO	6
14-May-12	MBL	On Market Purchase	AUD 2.20	7.00	FPO	7
14-May-12	MBL	On Market Purchase	AUD 2.22	30.00	FPO	30
14-May-12	MBL	On Market Purchase	AUD 2.22	73.00	FPO	73
14-May-12	MBL	On Market Purchase	AUD 2.20	88	FPO	88
14-May-12	MBL	On Market Purchase	AUD 2.20	97	FPO	97
14-May-12	MBL	On Market Purchase	AUD 2.19	127	FPO	127
14-May-12	MBL	On Market Purchase	AUD 2.19	268	FPO	268
14-May-12	MBL	On Market Purchase	AUD 2.22	309	FPO	309
14-May-12	MBL	On Market Purchase	AUD 2.21	446	FPO	446
14-May-12	MBL	On Market Purchase	AUD 2.22	448	FPO	448
14-May-12	MBL	On Market Purchase	AUD 2.22	454.00	FPO	454
14-May-12	MBL	On Market Purchase	AUD 2.21	458.00	FPO	458
14-May-12	MBL	On Market Purchase	AUD 2.22	458.00	FPO	458
14-May-12	MBL	On Market Purchase	AUD 2.22	460	FPO	460
14-May-12	MBL	On Market Purchase	AUD 2.22	469	FPO	469
14-May-12	MBL	On Market Purchase	AUD 2.22	470	FPO	470
14-May-12	MBL	On Market Purchase	AUD 2.19	753	FPO	753
14-May-12	MBL	On Market Purchase	AUD 2.19	756	FPO	756
14-May-12	MBL	On Market Purchase	AUD 2.22	3495	FPO	3,495
15-May-12	MBL	On Market Sale	AUD 2.21	-5548	FPO	5,548
15-May-12	MBL	On Market Sale	AUD 2.22	-3664	FPO	3,664
15-May-12	MBL	On Market Sale	AUD 2.24	-540	FPO	540
15-May-12	MBL	On Market Purchase	AUD 2.23	127	FPO	127
15-May-12	MBL	On Market Purchase	AUD 2.22	253	FPO	253
15-May-12	MBL	On Market Purchase	AUD 2.22	374	FPO	374
15-May-12	MBL	On Market Purchase	AUD 2.21	383	FPO	383
15-May-12	MBL	On Market Purchase	AUD 2.21	386.00	FPO	386
15-May-12	MBL	On Market Purchase	AUD 2.21	387.00	FPO	387
15-May-12	MBL	On Market Purchase	AUD 2.23	390	FPO	390

Date of change	Person whose relevant interest changed	Nature of change	Consideration	Number of securities affected	Class	Person's votes affected
15-May-12	MBL	On Market Purchase	AUD 2.23	411	FPO	411
15-May-12	MBL	On Market Purchase	AUD 2.24	413	FPO	413
15-May-12	MBL	On Market Purchase	AUD 2.23	434	FPO	434
15-May-12	MBL	On Market Purchase	AUD 2.23	449	FPO	449
15-May-12	MBL	On Market Purchase	AUD 2.23	1598	FPO	1,598
15-May-12	MBL	On Market Purchase	AUD 2.21	1671	FPO	1,671
15-May-12	MBL	On Market Purchase	AUD 2.21	2151	FPO	2,151
15-May-12	MBL	On Market Purchase	AUD 2.21	2303	FPO	2,303
15-May-12	MBL	On Market Purchase	AUD 2.21	3700	FPO	3,700
16-May-12	MBL	On Market Sale	AUD 2.18	-2387	FPO	2,387
16-May-12	MBL	On Market Sale	AUD 2.19	-1619	FPO	1,619
16-May-12	MBL	On Market Sale	AUD 2.18	-1291	FPO	1,291
16-May-12	MBL	On Market Sale	AUD 2.18	-1212	FPO	1,212
16-May-12	MBL	On Market Sale	AUD 2.19	-635	FPO	635
16-May-12	MBL	On Market Sale	AUD 2.20	-376	FPO	376
16-May-12	MBL	On Market Sale	AUD 2.17	-326	FPO	326
16-May-12	MBL	On Market Sale	AUD 2.20	-324	FPO	324
16-May-12	MBL	On Market Sale	AUD 2.18	-272.00	FPO	272
16-May-12	MBL	On Market Sale	AUD 2.20	-214.00	FPO	214
16-May-12	MBL	On Market Sale	AUD 2.20	-208.00	FPO	208
16-May-12	MBL	On Market Sale	AUD 2.19	-162	FPO	162
16-May-12	MBL	On Market Sale	AUD 2.19	-156	FPO	156
16-May-12	MBL	On Market Purchase	AUD 2.18	7	FPO	7
16-May-12	MBL	On Market Purchase	AUD 2.19	16	FPO	16
16-May-12	MBL	On Market Purchase	AUD 2.19	34	FPO	34
16-May-12	MBL	On Market Purchase	AUD 2.17	56	FPO	56
16-May-12	MBL	On Market Purchase	AUD 2.18	62	FPO	62
16-May-12	MBL	On Market Purchase	AUD 2.17	107	FPO	107
16-May-12	MBL	On Market Purchase	AUD 2.20	107	FPO	107
16-May-12	MBL	On Market Purchase	AUD 2.19	108	FPO	108
16-May-12	MBL	On Market Purchase	AUD 2.19	108	FPO	108
16-May-12	MBL	On Market Purchase	AUD 2.18	126	FPO	126
16-May-12	MBL	On Market Purchase	AUD 2.19	129	FPO	129
16-May-12	MBL	On Market Purchase	AUD 2.18	144	FPO	144
16-May-12	MBL	On Market Purchase	AUD 2.19	162	FPO	162
16-May-12	MBL	On Market Purchase	AUD 2.20	215	FPO	215
16-May-12	MBL	On Market Purchase	AUD 2.20	215	FPO	215
16-May-12	MBL	On Market Purchase	AUD 2.19	306	FPO	306
16-May-12	MBL	On Market Purchase	AUD 2.20	315	FPO	315
16-May-12	MBL	On Market Purchase	AUD 2.19	321	FPO	321
16-May-12	MBL	On Market Purchase	AUD 2.18	379.00	FPO	379
16-May-12	MBL	On Market Purchase	AUD 2.18	407.00	FPO	407
16-May-12	MBL	On Market Purchase	AUD 2.19	445	FPO	445
16-May-12	MBL	On Market Purchase	AUD 2.18	451	FPO	451
16-May-12	MBL	On Market Purchase	AUD 2.18	456	FPO	456
16-May-12	MBL	On Market Purchase	AUD 2.18	481	FPO	481
16-May-12	MBL	On Market Purchase	AUD 2.19	493	FPO	493
16-May-12	MBL	On Market Purchase	AUD 2.18	500	FPO	500
16-May-12	MBL	On Market Purchase	AUD 2.19	514	FPO	514
16-May-12	MBL	On Market Purchase	AUD 2.19	515	FPO	515
16-May-12	MBL	On Market Purchase	AUD 2.19	516	FPO	516
16-May-12	MBL	On Market Purchase	AUD 2.19	529	FPO	529
16-May-12	MBL	On Market Purchase	AUD 2.18	540	FPO	540
16-May-12	MBL	On Market Purchase	AUD 2.19	547	FPO	547
16-May-12	MBL	On Market Purchase	AUD 2.18	576	FPO	576
16-May-12	MBL	On Market Purchase	AUD 2.18	585	FPO	585
16-May-12	MBL	On Market Purchase	AUD 2.19	630	FPO	630
16-May-12	MBL	On Market Purchase	AUD 2.17	663.00	FPO	663
16-May-12	MBL	On Market Purchase	AUD 2.20	703.00	FPO	703
16-May-12	MBL	On Market Purchase	AUD 2.18	851.00	FPO	851
16-May-12	MBL	On Market Purchase	AUD 2.19	1,175.00	FPO	1,175
16-May-12	MBL	On Market Purchase	AUD 2.18	1176	FPO	1,176
16-May-12	MBL	On Market Purchase	AUD 2.18	1258	FPO	1,258
16-May-12	MBL	On Market Purchase	AUD 2.18	1298	FPO	1,298
16-May-12	MBL	On Market Purchase	AUD 2.18	1302	FPO	1,302
16-May-12	MBL	On Market Purchase	AUD 2.18	1965	FPO	1,965
17-May-12	MBL	On Market Sale	AUD 2.20	-4098	FPO	4,098
17-May-12	MBL	On Market Sale	AUD 2.22	-2607	FPO	2,607
17-May-12	MBL	On Market Sale	AUD 2.22	-2607	FPO	2,607
17-May-12	MBL	On Market Sale	AUD 2.22	-1266	FPO	1,266
17-May-12	MBL	On Market Sale	AUD 2.20	-1039	FPO	1,039
17-May-12	MBL	On Market Sale	AUD 2.20	-904	FPO	904
17-May-12	MBL	On Market Sale	AUD 2.18	-655	FPO	655
17-May-12	MBL	On Market Sale	AUD 2.23	-645	FPO	645

Date of change	Person whose relevant interest changed	Nature of change	Consideration	Number of securities affected	Class	Person's votes affected
17-May-12	MBL	On Market Sale	AUD 2.20	-530	FPO	530
17-May-12	MBL	On Market Sale	AUD 2.22	-480	FPO	480
17-May-12	MBL	On Market Sale	AUD 2.24	-449	FPO	449
17-May-12	MBL	On Market Sale	AUD 2.23	-326	FPO	326
17-May-12	MBL	On Market Sale	AUD 2.17	-278	FPO	278
17-May-12	MBL	On Market Sale	AUD 2.18	-277	FPO	277
17-May-12	MBL	On Market Sale	AUD 2.19	-276	FPO	276
17-May-12	MBL	On Market Sale	AUD 2.19	-105	FPO	105
17-May-12	MBL	On Market Sale	AUD 2.20	-103	FPO	103
17-May-12	MBL	On Market Purchase	AUD 2.19	1	FPO	1
17-May-12	MBL	On Market Purchase	AUD 2.20	1	FPO	1
17-May-12	MBL	On Market Purchase	AUD 2.23	2.00	FPO	2
17-May-12	MBL	On Market Purchase	AUD 2.23	3	FPO	3
17-May-12	MBL	On Market Purchase	AUD 2.21	3	FPO	3
17-May-12	MBL	On Market Purchase	AUD 2.20	10	FPO	10
17-May-12	MBL	On Market Purchase	AUD 2.20	18	FPO	18
17-May-12	MBL	On Market Purchase	AUD 2.20	51	FPO	51
17-May-12	MBL	On Market Purchase	AUD 2.19	127	FPO	127
17-May-12	MBL	On Market Purchase	AUD 2.19	127	FPO	127
17-May-12	MBL	On Market Purchase	AUD 2.20	127	FPO	127
17-May-12	MBL	On Market Purchase	AUD 2.20	127	FPO	127
17-May-12	MBL	On Market Purchase	AUD 2.18	138	FPO	138
17-May-12	MBL	On Market Purchase	AUD 2.20	186	FPO	186
17-May-12	MBL	On Market Purchase	AUD 2.20	211	FPO	211
17-May-12	MBL	On Market Purchase	AUD 2.20	244	FPO	244
17-May-12	MBL	On Market Purchase	AUD 2.20	264	FPO	264
17-May-12	MBL	On Market Purchase	AUD 2.20	264	FPO	264
17-May-12	MBL	On Market Purchase	AUD 2.19	274	FPO	274
17-May-12	MBL	On Market Purchase	AUD 2.22	360	FPO	360
17-May-12	MBL	On Market Purchase	AUD 2.22	380	FPO	380
17-May-12	MBL	On Market Purchase	AUD 2.23	444	FPO	444
17-May-12	MBL	On Market Purchase	AUD 2.20	469	FPO	469
17-May-12	MBL	On Market Purchase	AUD 2.20	760	FPO	760
17-May-12	MBL	On Market Purchase	AUD 2.20	780.00	FPO	780
17-May-12	MBL	On Market Purchase	AUD 2.23	892	FPO	892
17-May-12	MBL	On Market Purchase	AUD 2.19	1029	FPO	1,029
17-May-12	MBL	On Market Purchase	AUD 2.18	1078	FPO	1,078
17-May-12	MBL	On Market Purchase	AUD 2.23	1511	FPO	1,511
17-May-12	MBL	On Market Purchase	AUD 2.20	2013	FPO	2,013
17-May-12	MBL	On Market Purchase	AUD 2.22	2607	FPO	2,607
17-May-12	MBL	On Market Purchase	AUD 2.21	2618	FPO	2,618
18-May-12	MBL	On Market Sale	AUD 2.17	-2202	FPO	2,202
18-May-12	MBL	On Market Sale	AUD 2.18	-1853	FPO	1,853
18-May-12	MBL	On Market Sale	AUD 2.19	-1645	FPO	1,645
18-May-12	MBL	On Market Sale	AUD 2.20	-1,215.00	FPO	1,215
18-May-12	MBL	On Market Sale	AUD 2.23	-1,083.00	FPO	1,083
18-May-12	MBL	On Market Sale	AUD 2.19	-1,050.00	FPO	1,050
18-May-12	MBL	On Market Sale	AUD 2.22	-975.00	FPO	975
18-May-12	MBL	On Market Sale	AUD 2.22	-862	FPO	862
18-May-12	MBL	On Market Sale	AUD 2.19	-758	FPO	758
18-May-12	MBL	On Market Sale	AUD 2.19	-702	FPO	702
18-May-12	MBL	On Market Sale	AUD 2.20	-694	FPO	694
18-May-12	MBL	On Market Sale	AUD 2.22	-507	FPO	507
18-May-12	MBL	On Market Sale	AUD 2.19	-400	FPO	400
18-May-12	MBL	On Market Sale	AUD 2.20	-379	FPO	379
18-May-12	MBL	On Market Sale	AUD 2.21	-359	FPO	359
18-May-12	MBL	On Market Sale	AUD 2.20	-241	FPO	241
18-May-12	MBL	On Market Sale	AUD 2.22	-232	FPO	232
18-May-12	MBL	On Market Sale	AUD 2.20	-200.00	FPO	200
18-May-12	MBL	On Market Sale	AUD 2.20	-199.00	FPO	199
18-May-12	MBL	On Market Sale	AUD 2.22	-117.00	FPO	117
18-May-12	MBL	On Market Sale	AUD 2.20	-17.00	FPO	17
18-May-12	MBL	On Market Sale	AUD 2.20	-12.00	FPO	12
18-May-12	MBL	On Market Purchase	AUD 2.18	316	FPO	316
18-May-12	MBL	On Market Purchase	AUD 2.21	343	FPO	343
18-May-12	MBL	On Market Purchase	AUD 2.19	343	FPO	343
18-May-12	MBL	On Market Purchase	AUD 2.21	515	FPO	515
18-May-12	MBL	On Market Purchase	AUD 2.18	536	FPO	536
18-May-12	MBL	On Market Purchase	AUD 2.20	856	FPO	856
18-May-12	MBL	On Market Purchase	AUD 2.20	1167	FPO	1,167
18-May-12	MBL	On Market Purchase	AUD 2.18	1663	FPO	1,663
18-May-12	MBL	On Market Purchase	AUD 2.17	4475	FPO	4,475
18-May-12	MBL	On Market Purchase	AUD 2.22	6066	FPO	6,066
21-May-12	MBL	On Market Sale	AUD 2.18	-878.00	FPO	878

Date of change	Person whose relevant interest changed	Nature of change	Consideration	Number of securities affected	Class	Person's votes affected
21-May-12	MBL	On Market Sale	AUD 2.18	-853.00	FPO	853
21-May-12	MBL	On Market Sale	AUD 2.17	-527.00	FPO	527
21-May-12	MBL	On Market Sale	AUD 2.17	-383	FPO	383
21-May-12	MBL	On Market Sale	AUD 2.18	-382	FPO	382
21-May-12	MBL	On Market Sale	AUD 2.17	-376	FPO	376
21-May-12	MBL	On Market Sale	AUD 2.18	-375	FPO	375
21-May-12	MBL	On Market Sale	AUD 2.19	-220	FPO	220
21-May-12	MBL	On Market Sale	AUD 2.19	-217	FPO	217
21-May-12	MBL	On Market Sale	AUD 2.18	-109	FPO	109
21-May-12	MBL	On Market Sale	AUD 2.19	-102	FPO	102
21-May-12	MBL	On Market Sale	AUD 2.19	-87	FPO	87
21-May-12	MBL	On Market Purchase	AUD 2.17	60	FPO	60
21-May-12	MBL	On Market Purchase	AUD 2.17	411	FPO	411
21-May-12	MBL	On Market Purchase	AUD 2.17	449.00	FPO	449
21-May-12	MBL	On Market Purchase	AUD 2.17	691.00	FPO	691
21-May-12	MBL	On Market Purchase	AUD 2.17	1118	FPO	1,118
21-May-12	MBL	On Market Purchase	AUD 2.17	1619	FPO	1,619
22-May-12	MBL	On Market Sale	AUD 2.22	-1002	FPO	1,002
22-May-12	MBL	On Market Sale	AUD 2.18	-480.00	FPO	480
22-May-12	MBL	On Market Sale	AUD 2.21	-436	FPO	436
22-May-12	MBL	On Market Sale	AUD 2.21	-335	FPO	335
22-May-12	MBL	On Market Sale	AUD 2.19	-332	FPO	332
22-May-12	MBL	On Market Sale	AUD 2.18	-327	FPO	327
22-May-12	MBL	On Market Sale	AUD 2.18	-326	FPO	326
22-May-12	MBL	On Market Sale	AUD 2.18	-272	FPO	272
22-May-12	MBL	On Market Sale	AUD 2.18	-218	FPO	218
22-May-12	MBL	On Market Sale	AUD 2.18	-109	FPO	109
22-May-12	MBL	On Market Purchase	AUD 2.21	6	FPO	6
22-May-12	MBL	On Market Purchase	AUD 2.18	108	FPO	108
22-May-12	MBL	On Market Purchase	AUD 2.21	126	FPO	126
22-May-12	MBL	On Market Purchase	AUD 2.18	271	FPO	271
22-May-12	MBL	On Market Purchase	AUD 2.20	334	FPO	334
22-May-12	MBL	On Market Purchase	AUD 2.20	334	FPO	334
22-May-12	MBL	On Market Purchase	AUD 2.18	868	FPO	868
22-May-12	MBL	On Market Purchase	AUD 2.21	886	FPO	886
22-May-12	MBL	On Market Purchase	AUD 2.22	1036	FPO	1,036
22-May-12	MBL	On Market Purchase	AUD 2.22	3239	FPO	3,239
22-May-12	MBL	On Market Purchase	AUD 2.17	6,191.00	FPO	6,191
23-May-12	MBL	On Market Sale	AUD 2.18	-2,182.00	FPO	2,182
23-May-12	MBL	On Market Sale	AUD 2.17	-1796	FPO	1,796
23-May-12	MBL	On Market Sale	AUD 2.17	-971	FPO	971
23-May-12	MBL	On Market Sale	AUD 2.19	-415	FPO	415
23-May-12	MBL	On Market Sale	AUD 2.21	-316	FPO	316
23-May-12	MBL	On Market Sale	AUD 2.20	-216	FPO	216
23-May-12	MBL	On Market Sale	AUD 2.20	-162	FPO	162
23-May-12	MBL	On Market Sale	AUD 2.20	-126	FPO	126
23-May-12	MBL	On Market Sale	AUD 2.19	-108	FPO	108
23-May-12	MBL	On Market Sale	AUD 2.19	-19	FPO	19
23-May-12	MBL	On Market Sale	AUD 2.20	-16	FPO	16
23-May-12	MBL	On Market Sale	AUD 2.20	-5	FPO	5
23-May-12	MBL	On Market Sale	AUD 2.21	-1.00	FPO	1
23-May-12	MBL	On Market Purchase	AUD 2.19	153	FPO	153
23-May-12	MBL	On Market Purchase	AUD 2.20	161	FPO	161
23-May-12	MBL	On Market Purchase	AUD 2.20	318	FPO	318
23-May-12	MBL	On Market Purchase	AUD 2.19	418	FPO	418
23-May-12	MBL	On Market Purchase	AUD 2.20	1148	FPO	1,148
23-May-12	MBL	On Market Purchase	AUD 2.18	2172	FPO	2,172
24-May-12	MBL	On Market Sale	AUD 2.18	-629	FPO	629
24-May-12	MBL	On Market Sale	AUD 2.17	-526	FPO	526
24-May-12	MBL	On Market Sale	AUD 2.17	-518	FPO	518
24-May-12	MBL	On Market Sale	AUD 2.18	-492	FPO	492
24-May-12	MBL	On Market Sale	AUD 2.19	-479	FPO	479
24-May-12	MBL	On Market Sale	AUD 2.18	-472	FPO	472
24-May-12	MBL	On Market Sale	AUD 2.19	-324.00	FPO	324
24-May-12	MBL	On Market Sale	AUD 2.18	-272.00	FPO	272
24-May-12	MBL	On Market Sale	AUD 2.18	-218	FPO	218
24-May-12	MBL	On Market Sale	AUD 2.16	-204	FPO	204
24-May-12	MBL	On Market Sale	AUD 2.17	-104	FPO	104
24-May-12	MBL	On Market Sale	AUD 2.17	-60	FPO	60
24-May-12	MBL	On Market Sale	AUD 2.17	-55	FPO	55
24-May-12	MBL	On Market Purchase	AUD 2.18	102	FPO	102
24-May-12	MBL	On Market Purchase	AUD 2.18	108	FPO	108
24-May-12	MBL	On Market Purchase	AUD 2.17	218	FPO	218
24-May-12	MBL	On Market Purchase	AUD 2.17	466	FPO	466

Date of change	Person whose relevant interest changed	Nature of change	Consideration	Number of securities affected	Class	Person's votes affected
24-May-12	MBL	On Market Purchase	AUD 2.16	658	FPO	658
24-May-12	MBL	On Market Purchase	AUD 2.17	972	FPO	972
25-May-12	MBL	On Market Sale	AUD 2.12	-66688	FPO	66,688
25-May-12	MBL	On Market Sale	AUD 2.18	-2487	FPO	2,487
25-May-12	MBL	On Market Sale	AUD 2.12	-1943	FPO	1,943
25-May-12	MBL	On Market Sale	AUD 2.17	-1781	FPO	1,781
25-May-12	MBL	On Market Sale	AUD 2.17	-1781	FPO	1,781
25-May-12	MBL	On Market Sale	AUD 2.17	-1780	FPO	1,780
25-May-12	MBL	On Market Sale	AUD 2.12	-974.00	FPO	974
25-May-12	MBL	On Market Sale	AUD 2.16	-592.00	FPO	592
25-May-12	MBL	On Market Sale	AUD 2.14	-333	FPO	333
25-May-12	MBL	On Market Sale	AUD 2.17	-257	FPO	257
25-May-12	MBL	On Market Sale	AUD 2.17	-164	FPO	164
25-May-12	MBL	On Market Sale	AUD 2.17	-11	FPO	11
25-May-12	MBL	On Market Sale	AUD 2.17	-1	FPO	1
25-May-12	MBL	On Market Purchase	AUD 2.17	1	FPO	1
25-May-12	MBL	On Market Purchase	AUD 2.17	163	FPO	163
25-May-12	MBL	On Market Purchase	AUD 2.17	163	FPO	163
25-May-12	MBL	On Market Purchase	AUD 2.16	164	FPO	164
25-May-12	MBL	On Market Purchase	AUD 2.17	254	FPO	254
25-May-12	MBL	On Market Purchase	AUD 2.13	292	FPO	292
25-May-12	MBL	On Market Purchase	AUD 2.14	331	FPO	331
25-May-12	MBL	On Market Purchase	AUD 2.14	964	FPO	964
25-May-12	MBL	On Market Purchase	AUD 2.12	1669	FPO	1,669
25-May-12	MBL	On Market Purchase	AUD 2.17	1,780.00	FPO	1,780
25-May-12	MBL	On Market Purchase	AUD 2.17	1,781.00	FPO	1,781
25-May-12	MBL	On Market Purchase	AUD 2.12	1943	FPO	1,943
25-May-12	MBL	On Market Purchase	AUD 2.18	2487	FPO	2,487
25-May-12	MBL	On Market Purchase	AUD 2.12	66688	FPO	66,688
28-May-12	MBL	On Market Sale	AUD 2.18	-1416	FPO	1,416
28-May-12	MBL	On Market Sale	AUD 2.16	-1293	FPO	1,293
28-May-12	MBL	On Market Sale	AUD 2.17	-1050	FPO	1,050
28-May-12	MBL	On Market Sale	AUD 2.19	-1050	FPO	1,050
28-May-12	MBL	On Market Sale	AUD 2.16	-870.00	FPO	870
28-May-12	MBL	On Market Sale	AUD 2.14	-449.00	FPO	449
28-May-12	MBL	On Market Sale	AUD 2.16	-159.00	FPO	159
28-May-12	MBL	On Market Sale	AUD 2.16	-126.00	FPO	126
28-May-12	MBL	On Market Sale	AUD 2.16	-102.00	FPO	102
28-May-12	MBL	On Market Sale	AUD 2.15	-40	FPO	40
28-May-12	MBL	On Market Sale	AUD 2.17	-16	FPO	16
28-May-12	MBL	On Market Purchase	AUD 2.16	18	FPO	18
28-May-12	MBL	On Market Purchase	AUD 2.17	18	FPO	18
28-May-12	MBL	On Market Purchase	AUD 2.16	20	FPO	20
28-May-12	MBL	On Market Purchase	AUD 2.17	29.00	FPO	29
28-May-12	MBL	On Market Purchase	AUD 2.15	60.00	FPO	60
28-May-12	MBL	On Market Purchase	AUD 2.13	200.00	FPO	200
28-May-12	MBL	On Market Purchase	AUD 2.16	321	FPO	321
28-May-12	MBL	On Market Purchase	AUD 2.16	888	FPO	888
28-May-12	MBL	On Market Purchase	AUD 2.18	2592	FPO	2,592
29-May-12	MBL	On Market Sale	AUD 2.19	-2580	FPO	2,580
29-May-12	MBL	On Market Sale	AUD 2.20	-634.00	FPO	634
29-May-12	MBL	On Market Sale	AUD 2.19	-460	FPO	460
29-May-12	MBL	On Market Sale	AUD 2.19	-435	FPO	435
29-May-12	MBL	On Market Sale	AUD 2.20	-430	FPO	430
29-May-12	MBL	On Market Sale	AUD 2.20	-412	FPO	412
29-May-12	MBL	On Market Sale	AUD 2.19	-217	FPO	217
29-May-12	MBL	On Market Sale	AUD 2.19	-217.00	FPO	217
29-May-12	MBL	On Market Sale	AUD 2.19	-217.00	FPO	217
29-May-12	MBL	On Market Sale	AUD 2.18	-212	FPO	212
29-May-12	MBL	On Market Sale	AUD 2.20	-195	FPO	195
29-May-12	MBL	On Market Sale	AUD 2.20	-8	FPO	8
29-May-12	MBL	On Market Purchase	AUD 2.19	103	FPO	103
29-May-12	MBL	On Market Purchase	AUD 2.20	155	FPO	155
29-May-12	MBL	On Market Purchase	AUD 2.19	156	FPO	156
29-May-12	MBL	On Market Purchase	AUD 2.20	215	FPO	215
29-May-12	MBL	On Market Purchase	AUD 2.20	215	FPO	215
29-May-12	MBL	On Market Purchase	AUD 2.19	216	FPO	216
29-May-12	MBL	On Market Purchase	AUD 2.19	216	FPO	216
29-May-12	MBL	On Market Purchase	AUD 2.19	216	FPO	216
29-May-12	MBL	On Market Purchase	AUD 2.19	216	FPO	216
29-May-12	MBL	On Market Purchase	AUD 2.19	324.00	FPO	324
29-May-12	MBL	On Market Purchase	AUD 2.20	500.00	FPO	500
29-May-12	MBL	On Market Purchase	AUD 2.20	541	FPO	541
29-May-12	MBL	On Market Purchase	AUD 2.19	612	FPO	612
29-May-12	MBL	On Market Purchase	AUD 2.20	935	FPO	935

Date of change	Person whose relevant interest changed	Nature of change	Consideration	Number of securities affected	Class	Person's votes affected
29-May-12	MBL	On Market Purchase	AUD 2.19	1994	FPO	1,994
29-May-12	MBL	On Market Purchase	AUD 2.19	4981	FPO	4,981
30-May-12	MBL	On Market Sale	AUD 2.16	-3,427.00	FPO	3,427
30-May-12	MBL	On Market Sale	AUD 2.16	-1,692.00	FPO	1,692
30-May-12	MBL	On Market Sale	AUD 2.17	-1,052.00	FPO	1,052
30-May-12	MBL	On Market Sale	AUD 2.16	-937	FPO	937
30-May-12	MBL	On Market Sale	AUD 2.17	-316	FPO	316
30-May-12	MBL	On Market Sale	AUD 2.16	-239	FPO	239
30-May-12	MBL	On Market Sale	AUD 2.15	-180	FPO	180
30-May-12	MBL	On Market Sale	AUD 2.16	-118	FPO	118
30-May-12	MBL	On Market Sale	AUD 2.18	-50	FPO	50
30-May-12	MBL	On Market Sale	AUD 2.17	-28	FPO	28
30-May-12	MBL	On Market Purchase	AUD 2.16	36	FPO	36
30-May-12	MBL	On Market Purchase	AUD 2.14	65	FPO	65
30-May-12	MBL	On Market Purchase	AUD 2.14	119.00	FPO	119
30-May-12	MBL	On Market Purchase	AUD 2.14	129.00	FPO	129
30-May-12	MBL	On Market Purchase	AUD 2.15	204.00	FPO	204
30-May-12	MBL	On Market Purchase	AUD 2.16	226.00	FPO	226
30-May-12	MBL	On Market Purchase	AUD 2.16	281.00	FPO	281
30-May-12	MBL	On Market Purchase	AUD 2.16	323.00	FPO	323
30-May-12	MBL	On Market Purchase	AUD 2.18	324	FPO	324
30-May-12	MBL	On Market Purchase	AUD 2.14	366	FPO	366
30-May-12	MBL	On Market Purchase	AUD 2.16	833	FPO	833
31-May-12	MBL	On Market Sale	AUD 2.25	-3237	FPO	3,237
31-May-12	MBL	On Market Sale	AUD 2.23	-919	FPO	919
31-May-12	MBL	On Market Sale	AUD 2.18	-872	FPO	872
31-May-12	MBL	On Market Sale	AUD 2.24	-864	FPO	864
31-May-12	MBL	On Market Sale	AUD 2.18	-611	FPO	611
31-May-12	MBL	On Market Sale	AUD 2.23	-573	FPO	573
31-May-12	MBL	On Market Sale	AUD 2.16	-465.00	FPO	465
31-May-12	MBL	On Market Sale	AUD 2.20	-420.00	FPO	420
31-May-12	MBL	On Market Sale	AUD 2.24	-377	FPO	377
31-May-12	MBL	On Market Sale	AUD 2.21	-340	FPO	340
31-May-12	MBL	On Market Sale	AUD 2.24	-286.00	FPO	286
31-May-12	MBL	On Market Sale	AUD 2.17	-213	FPO	213
31-May-12	MBL	On Market Sale	AUD 2.20	-175	FPO	175
31-May-12	MBL	On Market Sale	AUD 2.22	-173	FPO	173
31-May-12	MBL	On Market Sale	AUD 2.14	-126	FPO	126
31-May-12	MBL	On Market Sale	AUD 2.18	-112	FPO	112
31-May-12	MBL	On Market Sale	AUD 2.16	-4	FPO	4
31-May-12	MBL	On Market Purchase	AUD 2.20	173	FPO	173
31-May-12	MBL	On Market Purchase	AUD 2.18	175	FPO	175
31-May-12	MBL	On Market Purchase	AUD 2.16	224	FPO	224
31-May-12	MBL	On Market Purchase	AUD 2.17	281	FPO	281
31-May-12	MBL	On Market Purchase	AUD 2.24	284	FPO	284
31-May-12	MBL	On Market Purchase	AUD 2.23	342	FPO	342
31-May-12	MBL	On Market Purchase	AUD 2.25	385.00	FPO	385
31-May-12	MBL	On Market Purchase	AUD 2.21	494.00	FPO	494
31-May-12	MBL	On Market Purchase	AUD 2.23	502.00	FPO	502
31-May-12	MBL	On Market Purchase	AUD 2.25	3,237.00	FPO	3,237
31-May-12	MBL	On Market Purchase	AUD 2.25	4,368.00	FPO	4,368
01-Jun-12	MBL	On Market Sale	AUD 2.25	-809.00	FPO	809
01-Jun-12	MBL	On Market Sale	AUD 2.24	-794	FPO	794
01-Jun-12	MBL	On Market Sale	AUD 2.25	-739	FPO	739
01-Jun-12	MBL	On Market Sale	AUD 2.25	-523	FPO	523
01-Jun-12	MBL	On Market Sale	AUD 2.26	-409	FPO	409
01-Jun-12	MBL	On Market Sale	AUD 2.25	-401	FPO	401
01-Jun-12	MBL	On Market Sale	AUD 2.24	-395	FPO	395
01-Jun-12	MBL	On Market Sale	AUD 2.23	-368	FPO	368
01-Jun-12	MBL	On Market Sale	AUD 2.24	-330	FPO	330
01-Jun-12	MBL	On Market Sale	AUD 2.25	-218	FPO	218
01-Jun-12	MBL	On Market Sale	AUD 2.23	-193	FPO	193
01-Jun-12	MBL	On Market Sale	AUD 2.24	-155	FPO	155
01-Jun-12	MBL	On Market Sale	AUD 2.21	-126	FPO	126
01-Jun-12	MBL	On Market Purchase	AUD 2.23	82	FPO	82
01-Jun-12	MBL	On Market Purchase	AUD 2.24	296	FPO	296
01-Jun-12	MBL	On Market Purchase	AUD 2.24	324	FPO	324
01-Jun-12	MBL	On Market Purchase	AUD 2.24	329	FPO	329
01-Jun-12	MBL	On Market Purchase	AUD 2.24	384.00	FPO	384
01-Jun-12	MBL	On Market Purchase	AUD 2.26	409.00	FPO	409
01-Jun-12	MBL	On Market Purchase	AUD 2.25	530.00	FPO	530
01-Jun-12	MBL	On Market Purchase	AUD 2.24	533	FPO	533
01-Jun-12	MBL	On Market Purchase	AUD 2.25	798	FPO	798
01-Jun-12	MBL	On Market Purchase	AUD 2.23	808	FPO	808

Date of change	Person whose relevant interest changed	Nature of change	Consideration	Number of securities affected	Class	Person's votes affected
01-Jun-12	MBL	On Market Purchase	AUD 2.23	2090	FPO	2,090
04-Jun-12	MBL	On Market Sale	AUD 2.19	-3000	FPO	3,000
04-Jun-12	MBL	On Market Sale	AUD 2.21	-717	FPO	717
04-Jun-12	MBL	On Market Sale	AUD 2.21	-556	FPO	556
04-Jun-12	MBL	On Market Sale	AUD 2.21	-358.00	FPO	358
04-Jun-12	MBL	On Market Sale	AUD 2.22	-272.00	FPO	272
04-Jun-12	MBL	On Market Sale	AUD 2.20	-264.00	FPO	264
04-Jun-12	MBL	On Market Sale	AUD 2.21	-163.00	FPO	163
04-Jun-12	MBL	On Market Sale	AUD 2.22	-126	FPO	126
04-Jun-12	MBL	On Market Sale	AUD 2.19	-126	FPO	126
04-Jun-12	MBL	On Market Sale	AUD 2.21	-119	FPO	119
04-Jun-12	MBL	On Market Sale	AUD 2.22	-88	FPO	88
04-Jun-12	MBL	On Market Sale	AUD 2.21	-59	FPO	59
04-Jun-12	MBL	On Market Sale	AUD 2.22	-29	FPO	29
04-Jun-12	MBL	On Market Sale	AUD 2.21	-13	FPO	13
04-Jun-12	MBL	On Market Sale	AUD 2.20	-2	FPO	2
04-Jun-12	MBL	On Market Sale	AUD 2.22	-1	FPO	1
04-Jun-12	MBL	On Market Purchase	AUD 2.21	59	FPO	59
04-Jun-12	MBL	On Market Purchase	AUD 2.19	174	FPO	174
04-Jun-12	MBL	On Market Purchase	AUD 2.21	237	FPO	237
04-Jun-12	MBL	On Market Purchase	AUD 2.21	331	FPO	331
04-Jun-12	MBL	On Market Purchase	AUD 2.21	356	FPO	356
04-Jun-12	MBL	On Market Purchase	AUD 2.21	825	FPO	825
05-Jun-12	MBL	On Market Sale	AUD 2.22	-1,111.00	FPO	1,111
05-Jun-12	MBL	On Market Sale	AUD 2.22	-1,010.00	FPO	1,010
05-Jun-12	MBL	On Market Sale	AUD 2.22	-304.00	FPO	304
05-Jun-12	MBL	On Market Sale	AUD 2.21	-245	FPO	245
05-Jun-12	MBL	On Market Sale	AUD 2.22	-216	FPO	216
05-Jun-12	MBL	On Market Sale	AUD 2.21	-142	FPO	142
05-Jun-12	MBL	On Market Sale	AUD 2.21	-83	FPO	83
05-Jun-12	MBL	On Market Sale	AUD 2.23	-82	FPO	82
05-Jun-12	MBL	On Market Sale	AUD 2.23	-74	FPO	74
05-Jun-12	MBL	On Market Sale	AUD 2.24	-49	FPO	49
05-Jun-12	MBL	On Market Purchase	AUD 2.23	52	FPO	52
05-Jun-12	MBL	On Market Purchase	AUD 2.21	83	FPO	83
05-Jun-12	MBL	On Market Purchase	AUD 2.24	108	FPO	108
05-Jun-12	MBL	On Market Purchase	AUD 2.22	163	FPO	163
05-Jun-12	MBL	On Market Purchase	AUD 2.21	183.00	FPO	183
05-Jun-12	MBL	On Market Purchase	AUD 2.21	249.00	FPO	249
05-Jun-12	MBL	On Market Purchase	AUD 2.22	1367	FPO	1,367
05-Jun-12	MBL	On Market Purchase	AUD 2.22	2271	FPO	2,271
06-Jun-12	MBL	On Market Sale	AUD 2.25	-1336	FPO	1,336
06-Jun-12	MBL	On Market Sale	AUD 2.26	-1193	FPO	1,193
06-Jun-12	MBL	On Market Sale	AUD 2.23	-1006	FPO	1,006
06-Jun-12	MBL	On Market Sale	AUD 2.24	-569	FPO	569
06-Jun-12	MBL	On Market Sale	AUD 2.24	-170	FPO	170
06-Jun-12	MBL	On Market Sale	AUD 2.25	-169	FPO	169
06-Jun-12	MBL	On Market Sale	AUD 2.25	-135	FPO	135
06-Jun-12	MBL	On Market Sale	AUD 2.23	-99	FPO	99
06-Jun-12	MBL	On Market Sale	AUD 2.25	-84	FPO	84
06-Jun-12	MBL	On Market Sale	AUD 2.25	-84.00	FPO	84
06-Jun-12	MBL	On Market Purchase	AUD 2.24	56.00	FPO	56
06-Jun-12	MBL	On Market Purchase	AUD 2.24	84.00	FPO	84
06-Jun-12	MBL	On Market Purchase	AUD 2.25	115.00	FPO	115
06-Jun-12	MBL	On Market Purchase	AUD 2.24	126	FPO	126
06-Jun-12	MBL	On Market Purchase	AUD 2.23	169	FPO	169
06-Jun-12	MBL	On Market Purchase	AUD 2.23	181	FPO	181
06-Jun-12	MBL	On Market Purchase	AUD 2.23	396	FPO	396
06-Jun-12	MBL	On Market Purchase	AUD 2.24	451	FPO	451
06-Jun-12	MBL	On Market Purchase	AUD 2.23	537.00	FPO	537
06-Jun-12	MBL	On Market Purchase	AUD 2.23	624.00	FPO	624
06-Jun-12	MBL	On Market Purchase	AUD 2.23	1388	FPO	1,388
06-Jun-12	MBL	On Market Purchase	AUD 2.24	3331	FPO	3,331
07-Jun-12	MBL	On Market Sale	AUD 2.32	-632	FPO	632
07-Jun-12	MBL	On Market Sale	AUD 2.36	-476	FPO	476
07-Jun-12	MBL	On Market Sale	AUD 2.34	-374	FPO	374
07-Jun-12	MBL	On Market Sale	AUD 2.35	-374	FPO	374
07-Jun-12	MBL	On Market Sale	AUD 2.37	-344	FPO	344
07-Jun-12	MBL	On Market Sale	AUD 2.37	-279	FPO	279
07-Jun-12	MBL	On Market Sale	AUD 2.34	-254	FPO	254
07-Jun-12	MBL	On Market Sale	AUD 2.37	-196	FPO	196
07-Jun-12	MBL	On Market Sale	AUD 2.37	-178	FPO	178
07-Jun-12	MBL	On Market Sale	AUD 2.27	-162	FPO	162
07-Jun-12	MBL	On Market Sale	AUD 2.29	-158	FPO	158

Date of change	Person whose relevant interest changed	Nature of change	Consideration	Number of securities affected	Class	Person's votes affected
07-Jun-12	MBL	On Market Purchase	AUD 2.26	53	FPO	53
07-Jun-12	MBL	On Market Purchase	AUD 2.28	79	FPO	79
07-Jun-12	MBL	On Market Purchase	AUD 2.36	121.00	FPO	121
07-Jun-12	MBL	On Market Purchase	AUD 2.35	128.00	FPO	128
07-Jun-12	MBL	On Market Purchase	AUD 2.35	248.00	FPO	248
07-Jun-12	MBL	On Market Purchase	AUD 2.30	260	FPO	260
07-Jun-12	MBL	On Market Purchase	AUD 2.36	314	FPO	314
07-Jun-12	MBL	On Market Purchase	AUD 2.34	508	FPO	508
07-Jun-12	MBL	On Market Purchase	AUD 2.32	641	FPO	641
07-Jun-12	MBL	On Market Purchase	AUD 2.36	1154	FPO	1,154
07-Jun-12	MBL	On Market Purchase	AUD 2.29	1600	FPO	1,600
07-Jun-12	MBL	On Market Purchase	AUD 2.28	1600	FPO	1,600
07-Jun-12	MBL	On Market Purchase	AUD 2.36	1700	FPO	1,700
07-Jun-12	MBL	On Market Purchase	AUD 2.36	2165	FPO	2,165
07-Jun-12	MBL	On Market Purchase	AUD 2.23	6210	FPO	6,210
07-Jun-12	MBL	On Market Purchase	AUD 2.23	6210	FPO	6,210
08-Jun-12	MBL	On Market Sale	AUD 2.30	-1614	FPO	1,614
08-Jun-12	MBL	On Market Sale	AUD 2.35	-822	FPO	822
08-Jun-12	MBL	On Market Sale	AUD 2.32	-677	FPO	677
08-Jun-12	MBL	On Market Sale	AUD 2.34	-427.00	FPO	427
08-Jun-12	MBL	On Market Sale	AUD 2.35	-395.00	FPO	395
08-Jun-12	MBL	On Market Sale	AUD 2.34	-344.00	FPO	344
08-Jun-12	MBL	On Market Sale	AUD 2.34	-258.00	FPO	258
08-Jun-12	MBL	On Market Sale	AUD 2.34	-258.00	FPO	258
08-Jun-12	MBL	On Market Sale	AUD 2.37	-252	FPO	252
08-Jun-12	MBL	On Market Sale	AUD 2.34	-142	FPO	142
08-Jun-12	MBL	On Market Sale	AUD 2.33	-129	FPO	129
08-Jun-12	MBL	On Market Sale	AUD 2.35	-115	FPO	115
08-Jun-12	MBL	On Market Sale	AUD 2.34	-111	FPO	111
08-Jun-12	MBL	On Market Sale	AUD 2.35	-85	FPO	85
08-Jun-12	MBL	On Market Sale	AUD 2.34	-85	FPO	85
08-Jun-12	MBL	On Market Sale	AUD 2.34	-1	FPO	1
08-Jun-12	MBL	On Market Purchase	AUD 2.33	57	FPO	57
08-Jun-12	MBL	On Market Purchase	AUD 2.32	126	FPO	126
08-Jun-12	MBL	On Market Purchase	AUD 2.33	171	FPO	171
08-Jun-12	MBL	On Market Purchase	AUD 2.32	221	FPO	221
08-Jun-12	MBL	On Market Purchase	AUD 2.35	222	FPO	222
08-Jun-12	MBL	On Market Purchase	AUD 2.32	288	FPO	288
08-Jun-12	MBL	On Market Purchase	AUD 2.33	401.00	FPO	401
08-Jun-12	MBL	On Market Purchase	AUD 2.31	752.00	FPO	752
12-Jun-12	MBL	On Market Sale	AUD 2.29	-1,427.00	FPO	1,427
12-Jun-12	MBL	On Market Sale	AUD 2.29	-870.00	FPO	870
12-Jun-12	MBL	On Market Sale	AUD 2.27	-808.00	FPO	808
12-Jun-12	MBL	On Market Sale	AUD 2.31	-788.00	FPO	788
12-Jun-12	MBL	On Market Sale	AUD 2.29	-546	FPO	546
12-Jun-12	MBL	On Market Sale	AUD 2.28	-505	FPO	505
12-Jun-12	MBL	On Market Sale	AUD 2.29	-486	FPO	486
12-Jun-12	MBL	On Market Sale	AUD 2.31	-483	FPO	483
12-Jun-12	MBL	On Market Sale	AUD 2.30	-409	FPO	409
12-Jun-12	MBL	On Market Sale	AUD 2.28	-324	FPO	324
12-Jun-12	MBL	On Market Sale	AUD 2.31	-277	FPO	277
12-Jun-12	MBL	On Market Sale	AUD 2.31	-205	FPO	205
12-Jun-12	MBL	On Market Sale	AUD 2.29	-157.00	FPO	157
12-Jun-12	MBL	On Market Sale	AUD 2.29	-109.00	FPO	109
12-Jun-12	MBL	On Market Sale	AUD 2.27	-55	FPO	55
12-Jun-12	MBL	On Market Purchase	AUD 2.26	103	FPO	103
12-Jun-12	MBL	On Market Purchase	AUD 2.29	126	FPO	126
12-Jun-12	MBL	On Market Purchase	AUD 2.28	126	FPO	126
12-Jun-12	MBL	On Market Purchase	AUD 2.28	163	FPO	163
12-Jun-12	MBL	On Market Purchase	AUD 2.28	164	FPO	164
12-Jun-12	MBL	On Market Purchase	AUD 2.28	211	FPO	211
12-Jun-12	MBL	On Market Purchase	AUD 2.28	218	FPO	218
12-Jun-12	MBL	On Market Purchase	AUD 2.28	219	FPO	219
12-Jun-12	MBL	On Market Purchase	AUD 2.28	378	FPO	378
12-Jun-12	MBL	On Market Purchase	AUD 2.31	425	FPO	425
12-Jun-12	MBL	On Market Purchase	AUD 2.30	427	FPO	427
12-Jun-12	MBL	On Market Purchase	AUD 2.29	485.00	FPO	485
13-Jun-12	MBL	On Market Sale	AUD 2.28	-1,917.00	FPO	1,917
13-Jun-12	MBL	On Market Sale	AUD 2.30	-1,441.00	FPO	1,441
13-Jun-12	MBL	On Market Sale	AUD 2.25	-1,197.00	FPO	1,197
13-Jun-12	MBL	On Market Sale	AUD 2.30	-238	FPO	238
13-Jun-12	MBL	On Market Sale	AUD 2.32	-236	FPO	236
13-Jun-12	MBL	On Market Sale	AUD 2.28	-180	FPO	180
13-Jun-12	MBL	On Market Sale	AUD 2.28	-162.00	FPO	162

Date of change	Person whose relevant interest changed	Nature of change	Consideration	Number of securities affected	Class	Person's votes affected
13-Jun-12	MBL	On Market Sale	AUD 2.30	-120.00	FPO	120
13-Jun-12	MBL	On Market Sale	AUD 2.28	-120	FPO	120
13-Jun-12	MBL	On Market Sale	AUD 2.28	-120	FPO	120
13-Jun-12	MBL	On Market Sale	AUD 2.30	-119	FPO	119
13-Jun-12	MBL	On Market Sale	AUD 2.34	-12	FPO	12
13-Jun-12	MBL	On Market Purchase	AUD 2.32	72	FPO	72
13-Jun-12	MBL	On Market Purchase	AUD 2.32	100	FPO	100
13-Jun-12	MBL	On Market Purchase	AUD 2.30	107	FPO	107
13-Jun-12	MBL	On Market Purchase	AUD 2.28	119	FPO	119
13-Jun-12	MBL	On Market Purchase	AUD 2.28	119	FPO	119
13-Jun-12	MBL	On Market Purchase	AUD 2.29	119	FPO	119
13-Jun-12	MBL	On Market Purchase	AUD 2.31	170	FPO	170
13-Jun-12	MBL	On Market Purchase	AUD 2.27	180.00	FPO	180
13-Jun-12	MBL	On Market Purchase	AUD 2.24	202.00	FPO	202
13-Jun-12	MBL	On Market Purchase	AUD 2.30	236.00	FPO	236
13-Jun-12	MBL	On Market Purchase	AUD 2.32	252	FPO	252
13-Jun-12	MBL	On Market Purchase	AUD 2.25	484	FPO	484
13-Jun-12	MBL	On Market Purchase	AUD 2.24	666	FPO	666
14-Jun-12	MBL	On Market Sale	AUD 2.21	-1313	FPO	1,313
14-Jun-12	MBL	On Market Sale	AUD 2.24	-1000	FPO	1,000
14-Jun-12	MBL	On Market Sale	AUD 2.20	-832	FPO	832
14-Jun-12	MBL	On Market Sale	AUD 2.22	-474	FPO	474
14-Jun-12	MBL	On Market Sale	AUD 2.23	-331	FPO	331
14-Jun-12	MBL	On Market Sale	AUD 2.21	-223.00	FPO	223
14-Jun-12	MBL	On Market Sale	AUD 2.23	-212.00	FPO	212
14-Jun-12	MBL	On Market Sale	AUD 2.21	-167.00	FPO	167
14-Jun-12	MBL	On Market Sale	AUD 2.23	-166.00	FPO	166
14-Jun-12	MBL	On Market Sale	AUD 2.24	-105	FPO	105
14-Jun-12	MBL	On Market Sale	AUD 2.25	-103	FPO	103
14-Jun-12	MBL	On Market Sale	AUD 2.24	-58	FPO	58
14-Jun-12	MBL	On Market Purchase	AUD 2.21	13	FPO	13
14-Jun-12	MBL	On Market Purchase	AUD 2.23	76	FPO	76
14-Jun-12	MBL	On Market Purchase	AUD 2.21	90	FPO	90
14-Jun-12	MBL	On Market Purchase	AUD 2.23	110.00	FPO	110
14-Jun-12	MBL	On Market Purchase	AUD 2.23	157.00	FPO	157
14-Jun-12	MBL	On Market Purchase	AUD 2.25	160	FPO	160
14-Jun-12	MBL	On Market Purchase	AUD 2.24	164	FPO	164
14-Jun-12	MBL	On Market Purchase	AUD 2.21	225	FPO	225
14-Jun-12	MBL	On Market Purchase	AUD 2.22	322	FPO	322
14-Jun-12	MBL	On Market Purchase	AUD 2.21	607	FPO	607
14-Jun-12	MBL	On Market Purchase	AUD 2.21	737	FPO	737
14-Jun-12	MBL	On Market Purchase	AUD 2.21	1111	FPO	1,111
15-Jun-12	MBL	On Market Sale	AUD 2.23	-52700	FPO	52,700
15-Jun-12	MBL	On Market Sale	AUD 2.23	-51,871.00	FPO	51,871
15-Jun-12	MBL	On Market Sale	AUD 2.23	-13,379.00	FPO	13,379
15-Jun-12	MBL	On Market Sale	AUD 2.23	-1132	FPO	1,132
15-Jun-12	MBL	On Market Sale	AUD 2.23	-692	FPO	692
15-Jun-12	MBL	On Market Sale	AUD 2.24	-312	FPO	312
15-Jun-12	MBL	On Market Sale	AUD 2.23	-266	FPO	266
15-Jun-12	MBL	On Market Sale	AUD 2.24	-246	FPO	246
15-Jun-12	MBL	On Market Sale	AUD 2.23	-190	FPO	190
15-Jun-12	MBL	On Market Purchase	AUD 2.23	175	FPO	175
15-Jun-12	MBL	On Market Purchase	AUD 2.24	188	FPO	188
15-Jun-12	MBL	On Market Purchase	AUD 2.24	268	FPO	268
15-Jun-12	MBL	On Market Purchase	AUD 2.24	380	FPO	380
15-Jun-12	MBL	On Market Purchase	AUD 2.23	697	FPO	697
15-Jun-12	MBL	On Market Purchase	AUD 2.23	824	FPO	824
15-Jun-12	MBL	On Market Purchase	AUD 2.23	29296	FPO	29,296
15-Jun-12	MBL	On Market Purchase	AUD 2.23	51871	FPO	51,871
18-Jun-12	MBL	On Market Sale	AUD 2.23	-66079	FPO	66,079
18-Jun-12	MBL	On Market Sale	AUD 2.23	-66079	FPO	66,079
18-Jun-12	MBL	On Market Sale	AUD 2.23	-29296	FPO	29,296
18-Jun-12	MBL	On Market Sale	AUD 2.23	-29,296.00	FPO	29,296
18-Jun-12	MBL	On Market Sale	AUD 2.23	-1,527.00	FPO	1,527
18-Jun-12	MBL	On Market Sale	AUD 2.23	-1527	FPO	1,527
18-Jun-12	MBL	On Market Sale	AUD 2.30	-1413	FPO	1,413
18-Jun-12	MBL	On Market Sale	AUD 2.23	-1132	FPO	1,132
18-Jun-12	MBL	On Market Sale	AUD 2.23	-1132	FPO	1,132
18-Jun-12	MBL	On Market Sale	AUD 2.28	-540	FPO	540
18-Jun-12	MBL	On Market Sale	AUD 2.23	-427	FPO	427
18-Jun-12	MBL	On Market Sale	AUD 2.23	-427	FPO	427
18-Jun-12	MBL	On Market Sale	AUD 2.24	-391	FPO	391
18-Jun-12	MBL	On Market Sale	AUD 2.27	-295.00	FPO	295
18-Jun-12	MBL	On Market Sale	AUD 2.28	-265.00	FPO	265

Date of change	Person whose relevant interest changed	Nature of change	Consideration	Number of securities affected	Class	Person's votes affected
18-Jun-12	MBL	On Market Sale	AUD 2.28	-243	FPO	243
18-Jun-12	MBL	On Market Sale	AUD 2.30	-237	FPO	237
18-Jun-12	MBL	On Market Sale	AUD 2.31	-156	FPO	156
18-Jun-12	MBL	On Market Sale	AUD 2.31	-84	FPO	84
18-Jun-12	MBL	On Market Sale	AUD 2.32	-3	FPO	3
18-Jun-12	MBL	On Market Purchase	AUD 2.28	158	FPO	158
18-Jun-12	MBL	On Market Purchase	AUD 2.27	176.00	FPO	176
18-Jun-12	MBL	On Market Purchase	AUD 2.29	202.00	FPO	202
18-Jun-12	MBL	On Market Purchase	AUD 2.25	210	FPO	210
18-Jun-12	MBL	On Market Purchase	AUD 2.26	231	FPO	231
18-Jun-12	MBL	On Market Purchase	AUD 2.28	252	FPO	252
18-Jun-12	MBL	On Market Purchase	AUD 2.28	316	FPO	316
18-Jun-12	MBL	On Market Purchase	AUD 2.24	323	FPO	323
18-Jun-12	MBL	On Market Purchase	AUD 2.23	427	FPO	427
18-Jun-12	MBL	On Market Purchase	AUD 2.23	427	FPO	427
18-Jun-12	MBL	On Market Purchase	AUD 2.32	687	FPO	687
18-Jun-12	MBL	On Market Purchase	AUD 2.23	1132	FPO	1,132
18-Jun-12	MBL	On Market Purchase	AUD 2.23	1,527.00	FPO	1,527
18-Jun-12	MBL	On Market Purchase	AUD 2.33	2,239.00	FPO	2,239
18-Jun-12	MBL	On Market Purchase	AUD 2.23	2,659.00	FPO	2,659
18-Jun-12	MBL	On Market Purchase	AUD 2.23	29,296.00	FPO	29,296
18-Jun-12	MBL	On Market Purchase	AUD 2.23	66079	FPO	66,079
18-Jun-12	MBL	On Market Purchase	AUD 2.23	66079	FPO	66,079
18-Jun-12	MBL	On Market Purchase	AUD 2.23	66079	FPO	66,079
19-Jun-12	MBL	On Market Sale	AUD 2.30	-2496	FPO	2,496
19-Jun-12	MBL	On Market Sale	AUD 2.29	-805	FPO	805
19-Jun-12	MBL	On Market Sale	AUD 2.30	-553	FPO	553
19-Jun-12	MBL	On Market Sale	AUD 2.28	-510	FPO	510
19-Jun-12	MBL	On Market Sale	AUD 2.29	-421.00	FPO	421
19-Jun-12	MBL	On Market Sale	AUD 2.32	-377.00	FPO	377
19-Jun-12	MBL	On Market Sale	AUD 2.27	-358	FPO	358
19-Jun-12	MBL	On Market Sale	AUD 2.28	-353	FPO	353
19-Jun-12	MBL	On Market Sale	AUD 2.30	-228	FPO	228
19-Jun-12	MBL	On Market Sale	AUD 2.31	-218	FPO	218
19-Jun-12	MBL	On Market Sale	AUD 2.30	-179	FPO	179
19-Jun-12	MBL	On Market Sale	AUD 2.31	-178.00	FPO	178
19-Jun-12	MBL	On Market Sale	AUD 2.30	-119	FPO	119
19-Jun-12	MBL	On Market Sale	AUD 2.27	-119	FPO	119
19-Jun-12	MBL	On Market Sale	AUD 2.29	-115	FPO	115
19-Jun-12	MBL	On Market Purchase	AUD 2.29	59	FPO	59
19-Jun-12	MBL	On Market Purchase	AUD 2.27	117	FPO	117
19-Jun-12	MBL	On Market Purchase	AUD 2.30	178	FPO	178
19-Jun-12	MBL	On Market Purchase	AUD 2.30	199	FPO	199
19-Jun-12	MBL	On Market Purchase	AUD 2.30	220	FPO	220
19-Jun-12	MBL	On Market Purchase	AUD 2.29	335	FPO	335
19-Jun-12	MBL	On Market Purchase	AUD 2.30	354	FPO	354
19-Jun-12	MBL	On Market Purchase	AUD 2.30	416	FPO	416
19-Jun-12	MBL	On Market Purchase	AUD 2.30	534	FPO	534
19-Jun-12	MBL	On Market Purchase	AUD 2.28	811	FPO	811
19-Jun-12	MBL	On Market Purchase	AUD 2.30	1074	FPO	1,074
20-Jun-12	MBL	On Market Sale	AUD 2.25	-2608	FPO	2,608
20-Jun-12	MBL	On Market Sale	AUD 2.34	-471.00	FPO	471
20-Jun-12	MBL	On Market Sale	AUD 2.30	-470.00	FPO	470
20-Jun-12	MBL	On Market Sale	AUD 2.31	-289.00	FPO	289
20-Jun-12	MBL	On Market Sale	AUD 2.32	-259.00	FPO	259
20-Jun-12	MBL	On Market Sale	AUD 2.31	-153	FPO	153
20-Jun-12	MBL	On Market Sale	AUD 2.34	-77	FPO	77
20-Jun-12	MBL	On Market Purchase	AUD 2.29	12	FPO	12
20-Jun-12	MBL	On Market Purchase	AUD 2.31	86.00	FPO	86
20-Jun-12	MBL	On Market Purchase	AUD 2.34	126.00	FPO	126
20-Jun-12	MBL	On Market Purchase	AUD 2.32	197	FPO	197
20-Jun-12	MBL	On Market Purchase	AUD 2.32	238	FPO	238
20-Jun-12	MBL	On Market Purchase	AUD 2.25	302	FPO	302
20-Jun-12	MBL	On Market Purchase	AUD 2.29	312	FPO	312
20-Jun-12	MBL	On Market Purchase	AUD 2.26	336	FPO	336
20-Jun-12	MBL	On Market Purchase	AUD 2.33	640	FPO	640
20-Jun-12	MBL	On Market Purchase	AUD 2.26	652	FPO	652
20-Jun-12	MBL	On Market Purchase	AUD 2.26	654	FPO	654
20-Jun-12	MBL	On Market Purchase	AUD 2.28	3492	FPO	3,492
21-Jun-12	MBL	On Market Sale	AUD 2.28	-558.00	FPO	558
21-Jun-12	MBL	On Market Sale	AUD 2.27	-200.00	FPO	200
21-Jun-12	MBL	On Market Sale	AUD 2.26	-151.00	FPO	151
21-Jun-12	MBL	On Market Sale	AUD 2.28	-133	FPO	133
21-Jun-12	MBL	On Market Sale	AUD 2.27	-122	FPO	122

Date of change	Person whose relevant interest changed	Nature of change	Consideration	Number of securities affected	Class	Person's votes affected
21-Jun-12	MBL	On Market Sale	AUD 2.27	-107	FPO	107
21-Jun-12	MBL	On Market Sale	AUD 2.27	-53	FPO	53
21-Jun-12	MBL	On Market Sale	AUD 2.27	-50	FPO	50
21-Jun-12	MBL	On Market Sale	AUD 2.28	-36	FPO	36
21-Jun-12	MBL	On Market Sale	AUD 2.27	-13	FPO	13
21-Jun-12	MBL	On Market Purchase	AUD 2.26	24	FPO	24
21-Jun-12	MBL	On Market Purchase	AUD 2.27	53	FPO	53
21-Jun-12	MBL	On Market Purchase	AUD 2.27	77	FPO	77
21-Jun-12	MBL	On Market Purchase	AUD 2.27	80	FPO	80
21-Jun-12	MBL	On Market Purchase	AUD 2.27	105	FPO	105
21-Jun-12	MBL	On Market Purchase	AUD 2.26	132	FPO	132
21-Jun-12	MBL	On Market Purchase	AUD 2.28	145	FPO	145
21-Jun-12	MBL	On Market Purchase	AUD 2.29	2612	FPO	2,612
21-Jun-12	MBL	On Market Purchase	AUD 2.29	12680	FPO	12,680
21-Jun-12	MBL	On Market Purchase	AUD 2.29	12680	FPO	12,680
21-Jun-12	MBL	On Market Purchase	AUD 2.29	23415	FPO	23,415
22-Jun-12	MBL	On Market Sale	AUD 2.30	-2901	FPO	2,901
22-Jun-12	MBL	On Market Sale	AUD 2.33	-1775	FPO	1,775
22-Jun-12	MBL	On Market Sale	AUD 2.31	-630	FPO	630
22-Jun-12	MBL	On Market Sale	AUD 2.30	-400	FPO	400
22-Jun-12	MBL	On Market Sale	AUD 2.30	-400	FPO	400
22-Jun-12	MBL	On Market Sale	AUD 2.32	-318	FPO	318
22-Jun-12	MBL	On Market Sale	AUD 2.31	-269	FPO	269
22-Jun-12	MBL	On Market Sale	AUD 2.31	-268	FPO	268
22-Jun-12	MBL	On Market Sale	AUD 2.30	-264	FPO	264
22-Jun-12	MBL	On Market Sale	AUD 2.31	-205	FPO	205
22-Jun-12	MBL	On Market Sale	AUD 2.31	-162	FPO	162
22-Jun-12	MBL	On Market Sale	AUD 2.31	-162	FPO	162
22-Jun-12	MBL	On Market Sale	AUD 2.31	-156	FPO	156
22-Jun-12	MBL	On Market Sale	AUD 2.31	-51.00	FPO	51
22-Jun-12	MBL	On Market Purchase	AUD 2.30	80.00	FPO	80
22-Jun-12	MBL	On Market Purchase	AUD 2.30	106	FPO	106
22-Jun-12	MBL	On Market Purchase	AUD 2.30	107	FPO	107
22-Jun-12	MBL	On Market Purchase	AUD 2.32	318	FPO	318
22-Jun-12	MBL	On Market Purchase	AUD 2.30	360	FPO	360
22-Jun-12	MBL	On Market Purchase	AUD 2.33	1914	FPO	1,914
22-Jun-12	MBL	On Market Purchase	AUD 2.28	4921	FPO	4,921
22-Jun-12	MBL	On Market Sale	AUD 2.23	-1717	FPO	1,717
25-Jun-12	MBL	On Market Sale	AUD 2.25	-1648	FPO	1,648
25-Jun-12	MBL	On Market Sale	AUD 2.24	-1100	FPO	1,100
25-Jun-12	MBL	On Market Sale	AUD 2.22	-862	FPO	862
25-Jun-12	MBL	On Market Sale	AUD 2.24	-477	FPO	477
25-Jun-12	MBL	On Market Sale	AUD 2.24	-399	FPO	399
25-Jun-12	MBL	On Market Sale	AUD 2.25	-268	FPO	268
25-Jun-12	MBL	On Market Sale	AUD 2.25	-253.00	FPO	253
25-Jun-12	MBL	On Market Sale	AUD 2.24	-168.00	FPO	168
25-Jun-12	MBL	On Market Sale	AUD 2.25	-127.00	FPO	127
25-Jun-12	MBL	On Market Sale	AUD 2.25	-106.00	FPO	106
25-Jun-12	MBL	On Market Sale	AUD 2.24	-105.00	FPO	105
25-Jun-12	MBL	On Market Sale	AUD 2.26	-51.00	FPO	51
25-Jun-12	MBL	On Market Sale	AUD 2.22	-19.00	FPO	19
25-Jun-12	MBL	On Market Purchase	AUD 2.25	105	FPO	105
25-Jun-12	MBL	On Market Purchase	AUD 2.25	109	FPO	109
25-Jun-12	MBL	On Market Purchase	AUD 2.25	113	FPO	113
25-Jun-12	MBL	On Market Purchase	AUD 2.23	114	FPO	114
25-Jun-12	MBL	On Market Purchase	AUD 2.26	218	FPO	218
25-Jun-12	MBL	On Market Purchase	AUD 2.24	220	FPO	220
25-Jun-12	MBL	On Market Purchase	AUD 2.22	229	FPO	229
25-Jun-12	MBL	On Market Purchase	AUD 2.23	270	FPO	270
25-Jun-12	MBL	On Market Purchase	AUD 2.23	429	FPO	429
25-Jun-12	MBL	On Market Purchase	AUD 2.23	569	FPO	569
25-Jun-12	MBL	On Market Purchase	AUD 2.23	886	FPO	886
26-Jun-12	MBL	On Market Sale	AUD 2.19	-1654	FPO	1,654
26-Jun-12	MBL	On Market Sale	AUD 2.19	-988	FPO	988
26-Jun-12	MBL	On Market Sale	AUD 2.18	-538	FPO	538
26-Jun-12	MBL	On Market Sale	AUD 2.22	-253	FPO	253
26-Jun-12	MBL	On Market Sale	AUD 2.23	-160	FPO	160
26-Jun-12	MBL	On Market Sale	AUD 2.21	-138	FPO	138
26-Jun-12	MBL	On Market Sale	AUD 2.21	-137.00	FPO	137
26-Jun-12	MBL	On Market Sale	AUD 2.20	-137.00	FPO	137
26-Jun-12	MBL	On Market Purchase	AUD 2.20	11.00	FPO	11
26-Jun-12	MBL	On Market Purchase	AUD 2.18	76	FPO	76
26-Jun-12	MBL	On Market Purchase	AUD 2.20	110	FPO	110
26-Jun-12	MBL	On Market Purchase	AUD 2.19	126	FPO	126

Date of change	Person whose relevant interest changed	Nature of change	Consideration	Number of securities affected	Class	Person's votes affected
26-Jun-12	MBL	On Market Purchase	AUD 2.20	138	FPO	138
26-Jun-12	MBL	On Market Purchase	AUD 2.21	243	FPO	243
26-Jun-12	MBL	On Market Purchase	AUD 2.22	322	FPO	322
26-Jun-12	MBL	On Market Purchase	AUD 2.20	368	FPO	368
26-Jun-12	MBL	On Market Purchase	AUD 2.19	1507	FPO	1,507
27-Jun-12	MBL	On Market Sale	AUD 2.21	-532.00	FPO	532
27-Jun-12	MBL	On Market Sale	AUD 2.21	-362.00	FPO	362
27-Jun-12	MBL	On Market Sale	AUD 2.21	-282.00	FPO	282
27-Jun-12	MBL	On Market Sale	AUD 2.22	-218	FPO	218
27-Jun-12	MBL	On Market Sale	AUD 2.22	-164	FPO	164
27-Jun-12	MBL	On Market Sale	AUD 2.21	-154	FPO	154
27-Jun-12	MBL	On Market Sale	AUD 2.20	-127	FPO	127
27-Jun-12	MBL	On Market Sale	AUD 2.21	-88	FPO	88
27-Jun-12	MBL	On Market Purchase	AUD 2.21	100	FPO	100
27-Jun-12	MBL	On Market Purchase	AUD 2.20	160	FPO	160
27-Jun-12	MBL	On Market Purchase	AUD 2.21	163	FPO	163
27-Jun-12	MBL	On Market Purchase	AUD 2.21	205	FPO	205
27-Jun-12	MBL	On Market Purchase	AUD 2.22	271	FPO	271
27-Jun-12	MBL	On Market Purchase	AUD 2.21	381	FPO	381
27-Jun-12	MBL	On Market Purchase	AUD 2.22	539.00	FPO	539
28-Jun-12	MBL	On Market Sale	AUD 2.26	-1,185.00	FPO	1,185
28-Jun-12	MBL	On Market Sale	AUD 2.26	-1,063.00	FPO	1,063
28-Jun-12	MBL	On Market Sale	AUD 2.26	-574	FPO	574
28-Jun-12	MBL	On Market Sale	AUD 2.26	-522	FPO	522
28-Jun-12	MBL	On Market Sale	AUD 2.26	-482	FPO	482
28-Jun-12	MBL	On Market Sale	AUD 2.27	-296	FPO	296
28-Jun-12	MBL	On Market Sale	AUD 2.28	-176	FPO	176
28-Jun-12	MBL	On Market Sale	AUD 2.26	-165	FPO	165
28-Jun-12	MBL	On Market Sale	AUD 2.24	-162.00	FPO	162
28-Jun-12	MBL	On Market Sale	AUD 2.28	-140	FPO	140
28-Jun-12	MBL	On Market Sale	AUD 2.27	-127	FPO	127
28-Jun-12	MBL	On Market Sale	AUD 2.26	-119	FPO	119
28-Jun-12	MBL	On Market Sale	AUD 2.27	-52	FPO	52
28-Jun-12	MBL	On Market Sale	AUD 2.26	-31	FPO	31
28-Jun-12	MBL	On Market Sale	AUD 2.27	-16	FPO	16
28-Jun-12	MBL	On Market Sale	AUD 2.26	-13	FPO	13
28-Jun-12	MBL	On Market Sale	AUD 2.29	-4	FPO	4
28-Jun-12	MBL	On Market Sale	AUD 2.28	-2	FPO	2
28-Jun-12	MBL	On Market Purchase	AUD 2.27	127	FPO	127
28-Jun-12	MBL	On Market Purchase	AUD 2.27	148.00	FPO	148
28-Jun-12	MBL	On Market Purchase	AUD 2.25	154	FPO	154
28-Jun-12	MBL	On Market Purchase	AUD 2.26	179	FPO	179
28-Jun-12	MBL	On Market Purchase	AUD 2.26	182	FPO	182
28-Jun-12	MBL	On Market Purchase	AUD 2.26	208	FPO	208
28-Jun-12	MBL	On Market Purchase	AUD 2.24	253.00	FPO	253
28-Jun-12	MBL	On Market Purchase	AUD 2.26	381	FPO	381
28-Jun-12	MBL	On Market Purchase	AUD 2.29	511	FPO	511
28-Jun-12	MBL	On Market Purchase	AUD 2.26	555	FPO	555
28-Jun-12	MBL	On Market Purchase	AUD 2.27	713	FPO	713
28-Jun-12	MBL	On Market Purchase	AUD 2.26	1924	FPO	1,924
29-Jun-12	MBL	On Market Sale	AUD 2.28	-1368	FPO	1,368
29-Jun-12	MBL	On Market Sale	AUD 2.29	-1123	FPO	1,123
29-Jun-12	MBL	On Market Sale	AUD 2.31	-816	FPO	816
29-Jun-12	MBL	On Market Sale	AUD 2.30	-797	FPO	797
29-Jun-12	MBL	On Market Sale	AUD 2.27	-401	FPO	401
29-Jun-12	MBL	On Market Sale	AUD 2.31	-299	FPO	299
29-Jun-12	MBL	On Market Sale	AUD 2.24	-253	FPO	253
29-Jun-12	MBL	On Market Sale	AUD 2.26	-216	FPO	216
29-Jun-12	MBL	On Market Sale	AUD 2.23	-175	FPO	175
29-Jun-12	MBL	On Market Sale	AUD 2.28	-159	FPO	159
29-Jun-12	MBL	On Market Sale	AUD 2.29	-155	FPO	155
29-Jun-12	MBL	On Market Sale	AUD 2.25	-147	FPO	147
29-Jun-12	MBL	On Market Sale	AUD 2.24	-117	FPO	117
29-Jun-12	MBL	On Market Sale	AUD 2.26	-116	FPO	116
29-Jun-12	MBL	On Market Sale	AUD 2.25	-93	FPO	93
29-Jun-12	MBL	On Market Sale	AUD 2.27	-86	FPO	86
29-Jun-12	MBL	On Market Purchase	AUD 2.23	55	FPO	55
29-Jun-12	MBL	On Market Purchase	AUD 2.23	60	FPO	60
29-Jun-12	MBL	On Market Purchase	AUD 2.27	93.00	FPO	93
29-Jun-12	MBL	On Market Purchase	AUD 2.25	100.00	FPO	100
29-Jun-12	MBL	On Market Purchase	AUD 2.24	127	FPO	127
29-Jun-12	MBL	On Market Purchase	AUD 2.29	127	FPO	127
29-Jun-12	MBL	On Market Purchase	AUD 2.28	127	FPO	127
29-Jun-12	MBL	On Market Purchase	AUD 2.23	135	FPO	135

Date of change	Person whose relevant interest changed	Nature of change	Consideration	Number of securities affected	Class	Person's votes affected
29-Jun-12	MBL	On Market Purchase	AUD 2.32	219	FPO	219
29-Jun-12	MBL	On Market Purchase	AUD 2.24	243	FPO	243
29-Jun-12	MBL	On Market Purchase	AUD 2.28	254	FPO	254
29-Jun-12	MBL	On Market Purchase	AUD 2.28	381	FPO	381
29-Jun-12	MBL	On Market Purchase	AUD 2.32	414	FPO	414
29-Jun-12	MBL	On Market Purchase	AUD 2.27	431	FPO	431
29-Jun-12	MBL	On Market Purchase	AUD 2.29	1272	FPO	1,272
29-Jun-12	MBL	On Market Purchase	AUD 2.27	1410	FPO	1,410
29-Jun-12	MBL	On Market Purchase	AUD 2.27	4454	FPO	4,454
29-Jun-12	MBL	On Market Purchase	AUD 2.27	10226	FPO	10,226
02-Jul-12	MBL	On Market Sale	AUD 2.34	-933	FPO	933
02-Jul-12	MBL	On Market Sale	AUD 2.29	-512.00	FPO	512
02-Jul-12	MBL	On Market Sale	AUD 2.30	-319.00	FPO	319
02-Jul-12	MBL	On Market Sale	AUD 2.33	-201.00	FPO	201
02-Jul-12	MBL	On Market Sale	AUD 2.30	-165	FPO	165
02-Jul-12	MBL	On Market Sale	AUD 2.31	-165	FPO	165
02-Jul-12	MBL	On Market Sale	AUD 2.29	-157	FPO	157
02-Jul-12	MBL	On Market Sale	AUD 2.34	-134	FPO	134
02-Jul-12	MBL	On Market Sale	AUD 2.31	-133	FPO	133
02-Jul-12	MBL	On Market Sale	AUD 2.30	-120	FPO	120
02-Jul-12	MBL	On Market Sale	AUD 2.31	-90	FPO	90
02-Jul-12	MBL	On Market Sale	AUD 2.29	-84	FPO	84
02-Jul-12	MBL	On Market Sale	AUD 2.29	-80	FPO	80
02-Jul-12	MBL	On Market Sale	AUD 2.30	-80	FPO	80
02-Jul-12	MBL	On Market Sale	AUD 2.30	-56.00	FPO	56
02-Jul-12	MBL	On Market Sale	AUD 2.31	-52	FPO	52
02-Jul-12	MBL	On Market Sale	AUD 2.30	-52	FPO	52
02-Jul-12	MBL	On Market Sale	AUD 2.34	-44	FPO	44
02-Jul-12	MBL	On Market Sale	AUD 2.30	-16	FPO	16
02-Jul-12	MBL	On Market Sale	AUD 2.33	-13	FPO	13
02-Jul-12	MBL	On Market Sale	AUD 2.28	-12	FPO	12
02-Jul-12	MBL	On Market Sale	AUD 2.32	-6	FPO	6
02-Jul-12	MBL	On Market Sale	AUD 2.29	-1	FPO	1
02-Jul-12	MBL	On Market Purchase	AUD 2.30	50	FPO	50
02-Jul-12	MBL	On Market Purchase	AUD 2.29	51	FPO	51
02-Jul-12	MBL	On Market Purchase	AUD 2.29	53	FPO	53
02-Jul-12	MBL	On Market Purchase	AUD 2.34	82	FPO	82
02-Jul-12	MBL	On Market Purchase	AUD 2.32	83	FPO	83
02-Jul-12	MBL	On Market Purchase	AUD 2.34	124	FPO	124
02-Jul-12	MBL	On Market Purchase	AUD 2.29	127	FPO	127
02-Jul-12	MBL	On Market Purchase	AUD 2.29	127	FPO	127
02-Jul-12	MBL	On Market Purchase	AUD 2.28	127	FPO	127
02-Jul-12	MBL	On Market Purchase	AUD 2.29	128	FPO	128
02-Jul-12	MBL	On Market Purchase	AUD 2.30	160	FPO	160
02-Jul-12	MBL	On Market Purchase	AUD 2.29	207	FPO	207
02-Jul-12	MBL	On Market Purchase	AUD 2.30	253	FPO	253
02-Jul-12	MBL	On Market Purchase	AUD 2.34	1,249	FPO	1,249
02-Jul-12	MBL	On Market Purchase	AUD 2.34	2,559	FPO	2,559
03-Jul-12	MBL	On Market Sale	AUD 2.33	-10,963	FPO	10,963
03-Jul-12	MBL	On Market Sale	AUD 2.33	-320	FPO	320
03-Jul-12	MBL	On Market Sale	AUD 2.34	-320	FPO	320
03-Jul-12	MBL	On Market Sale	AUD 2.33	-253	FPO	253
03-Jul-12	MBL	On Market Sale	AUD 2.32	-208	FPO	208
03-Jul-12	MBL	On Market Sale	AUD 2.33	-174	FPO	174
03-Jul-12	MBL	On Market Sale	AUD 2.35	-150	FPO	150
03-Jul-12	MBL	On Market Sale	AUD 2.35	-132	FPO	132
03-Jul-12	MBL	On Market Sale	AUD 2.32	-118	FPO	118
03-Jul-12	MBL	On Market Sale	AUD 2.34	-102	FPO	102
03-Jul-12	MBL	On Market Sale	AUD 2.34	-82	FPO	82
03-Jul-12	MBL	On Market Sale	AUD 2.33	-81	FPO	81
03-Jul-12	MBL	On Market Sale	AUD 2.34	-58	FPO	58
03-Jul-12	MBL	On Market Sale	AUD 2.33	-58	FPO	58
03-Jul-12	MBL	On Market Sale	AUD 2.35	-28	FPO	28
03-Jul-12	MBL	On Market Purchase	AUD 2.35	28	FPO	28
03-Jul-12	MBL	On Market Purchase	AUD 2.32	54	FPO	54
03-Jul-12	MBL	On Market Purchase	AUD 2.32	58	FPO	58
03-Jul-12	MBL	On Market Purchase	AUD 2.33	107	FPO	107
03-Jul-12	MBL	On Market Purchase	AUD 2.33	107	FPO	107
03-Jul-12	MBL	On Market Purchase	AUD 2.32	117	FPO	117
03-Jul-12	MBL	On Market Purchase	AUD 2.32	127	FPO	127
03-Jul-12	MBL	On Market Purchase	AUD 2.32	202	FPO	202
03-Jul-12	MBL	On Market Purchase	AUD 2.33	273	FPO	273
03-Jul-12	MBL	On Market Purchase	AUD 2.35	707	FPO	707
04-Jul-12	MBL	On Market Sale	AUD 2.36	-3,200	FPO	3,200

Date of change	Person whose relevant interest changed	Nature of change	Consideration	Number of securities affected	Class	Person's votes affected
04-Jul-12	MBL	On Market Sale	AUD 2.37	-1,387	FPO	1,387
04-Jul-12	MBL	On Market Sale	AUD 2.37	-1,097	FPO	1,097
04-Jul-12	MBL	On Market Sale	AUD 2.37	-777	FPO	777
04-Jul-12	MBL	On Market Sale	AUD 2.35	-748	FPO	748
04-Jul-12	MBL	On Market Sale	AUD 2.36	-500	FPO	500
04-Jul-12	MBL	On Market Sale	AUD 2.37	-233	FPO	233
04-Jul-12	MBL	On Market Sale	AUD 2.37	-204	FPO	204
04-Jul-12	MBL	On Market Sale	AUD 2.37	-203	FPO	203
04-Jul-12	MBL	On Market Sale	AUD 2.37	-159	FPO	159
04-Jul-12	MBL	On Market Sale	AUD 2.37	-159	FPO	159
04-Jul-12	MBL	On Market Sale	AUD 2.38	-131	FPO	131
04-Jul-12	MBL	On Market Sale	AUD 2.37	-82	FPO	82
04-Jul-12	MBL	On Market Sale	AUD 2.35	-80	FPO	80
04-Jul-12	MBL	On Market Sale	AUD 2.35	-43	FPO	43
04-Jul-12	MBL	On Market Purchase	AUD 2.35	102	FPO	102
04-Jul-12	MBL	On Market Purchase	AUD 2.35	145	FPO	145
04-Jul-12	MBL	On Market Purchase	AUD 2.35	201	FPO	201
04-Jul-12	MBL	On Market Purchase	AUD 2.37	253	FPO	253
04-Jul-12	MBL	On Market Purchase	AUD 2.37	315	FPO	315
04-Jul-12	MBL	On Market Purchase	AUD 2.38	327	FPO	327
04-Jul-12	MBL	On Market Purchase	AUD 2.37	422	FPO	422
04-Jul-12	MBL	On Market Purchase	AUD 2.38	551	FPO	551
05-Jul-12	MBL	On Market Sale	AUD 2.30	-1,562	FPO	1,562
05-Jul-12	MBL	On Market Sale	AUD 2.29	-538	FPO	538
05-Jul-12	MBL	On Market Sale	AUD 2.33	-275	FPO	275
05-Jul-12	MBL	On Market Sale	AUD 2.36	-253	FPO	253
05-Jul-12	MBL	On Market Sale	AUD 2.34	-175	FPO	175
05-Jul-12	MBL	On Market Sale	AUD 2.29	-127	FPO	127
05-Jul-12	MBL	On Market Sale	AUD 2.31	-59	FPO	59
05-Jul-12	MBL	On Market Sale	AUD 2.29	-10	FPO	10
05-Jul-12	MBL	On Market Purchase	AUD 2.30	88	FPO	88
05-Jul-12	MBL	On Market Purchase	AUD 2.34	112	FPO	112
05-Jul-12	MBL	On Market Purchase	AUD 2.31	132	FPO	132
05-Jul-12	MBL	On Market Purchase	AUD 2.34	232	FPO	232
05-Jul-12	MBL	On Market Purchase	AUD 2.29	1,012	FPO	1,012
05-Jul-12	MBL	On Market Purchase	AUD 2.30	1,780	FPO	1,780
06-Jul-12	MBL	On Market Sale	AUD 2.25	-26,804	FPO	26,804
06-Jul-12	MBL	On Market Sale	AUD 2.30	-785	FPO	785
06-Jul-12	MBL	On Market Sale	AUD 2.29	-314	FPO	314
06-Jul-12	MBL	On Market Sale	AUD 2.25	-292	FPO	292
06-Jul-12	MBL	On Market Sale	AUD 2.25	-290	FPO	290
06-Jul-12	MBL	On Market Sale	AUD 2.30	-253	FPO	253
06-Jul-12	MBL	On Market Sale	AUD 2.31	-160	FPO	160
06-Jul-12	MBL	On Market Sale	AUD 2.27	-146	FPO	146
06-Jul-12	MBL	On Market Sale	AUD 2.27	-143	FPO	143
06-Jul-12	MBL	On Market Sale	AUD 2.26	-126	FPO	126
06-Jul-12	MBL	On Market Sale	AUD 2.28	-126	FPO	126
06-Jul-12	MBL	On Market Sale	AUD 2.26	-126	FPO	126
06-Jul-12	MBL	On Market Sale	AUD 2.27	-58	FPO	58
06-Jul-12	MBL	On Market Purchase	AUD 2.26	10	FPO	10
06-Jul-12	MBL	On Market Purchase	AUD 2.27	55	FPO	55
06-Jul-12	MBL	On Market Purchase	AUD 2.25	56	FPO	56
06-Jul-12	MBL	On Market Purchase	AUD 2.29	57	FPO	57
06-Jul-12	MBL	On Market Purchase	AUD 2.26	139	FPO	139
06-Jul-12	MBL	On Market Purchase	AUD 2.26	141	FPO	141
06-Jul-12	MBL	On Market Purchase	AUD 2.26	146	FPO	146
06-Jul-12	MBL	On Market Purchase	AUD 2.28	171	FPO	171
06-Jul-12	MBL	On Market Purchase	AUD 2.29	288	FPO	288
06-Jul-12	MBL	On Market Purchase	AUD 2.30	577	FPO	577
06-Jul-12	MBL	On Market Purchase	AUD 2.25	734	FPO	734
06-Jul-12	MBL	On Market Purchase	AUD 2.29	876	FPO	876
06-Jul-12	MBL	On Market Purchase	AUD 2.25	4,837	FPO	4,837
06-Jul-12	MBL	On Market Purchase	AUD 2.25	21,967	FPO	21,967
09-Jul-12	MBL	On Market Sale	AUD 2.27	-222	FPO	222
09-Jul-12	MBL	On Market Sale	AUD 2.27	-202	FPO	202
09-Jul-12	MBL	On Market Sale	AUD 2.29	-180	FPO	180
09-Jul-12	MBL	On Market Sale	AUD 2.30	-168	FPO	168
09-Jul-12	MBL	On Market Sale	AUD 2.27	-134	FPO	134
09-Jul-12	MBL	On Market Sale	AUD 2.27	-133	FPO	133
09-Jul-12	MBL	On Market Sale	AUD 2.27	-133	FPO	133
09-Jul-12	MBL	On Market Sale	AUD 2.28	-112	FPO	112
09-Jul-12	MBL	On Market Sale	AUD 2.29	-101	FPO	101
09-Jul-12	MBL	On Market Sale	AUD 2.28	-91	FPO	91
09-Jul-12	MBL	On Market Sale	AUD 2.29	-89	FPO	89

Date of change	Person whose relevant interest changed	Nature of change	Consideration	Number of securities affected	Class	Person's votes affected
09-Jul-12	MBL	On Market Sale	AUD 2.28	-67	FPO	67
09-Jul-12	MBL	On Market Sale	AUD 2.28	-30	FPO	30
09-Jul-12	MBL	On Market Sale	AUD 2.29	-25	FPO	25
09-Jul-12	MBL	On Market Sale	AUD 2.28	-20	FPO	20
09-Jul-12	MBL	On Market Sale	AUD 2.27	-10	FPO	10
09-Jul-12	MBL	On Market Sale	AUD 2.27	-10	FPO	10
09-Jul-12	MBL	On Market Sale	AUD 2.27	-10	FPO	10
09-Jul-12	MBL	On Market Purchase	AUD 2.27	8	FPO	8
09-Jul-12	MBL	On Market Purchase	AUD 2.28	20	FPO	20
09-Jul-12	MBL	On Market Purchase	AUD 2.28	32	FPO	32
09-Jul-12	MBL	On Market Purchase	AUD 2.28	50	FPO	50
09-Jul-12	MBL	On Market Purchase	AUD 2.26	84	FPO	84
09-Jul-12	MBL	On Market Purchase	AUD 2.27	88	FPO	88
09-Jul-12	MBL	On Market Purchase	AUD 2.27	124	FPO	124
09-Jul-12	MBL	On Market Purchase	AUD 2.27	126	FPO	126
09-Jul-12	MBL	On Market Purchase	AUD 2.28	199	FPO	199
09-Jul-12	MBL	On Market Purchase	AUD 2.27	545	FPO	545
09-Jul-12	MBL	On Market Purchase	AUD 2.27	670	FPO	670
09-Jul-12	MBL	On Market Purchase	AUD 2.28	1,056	FPO	1,056
09-Jul-12	MBL	On Market Purchase	AUD 2.28	1,441	FPO	1,441
10-Jul-12	MBL	On Market Sale	AUD 2.25	-293	FPO	293
10-Jul-12	MBL	On Market Sale	AUD 2.26	-147	FPO	147
10-Jul-12	MBL	On Market Sale	AUD 2.26	-88	FPO	88
10-Jul-12	MBL	On Market Sale	AUD 2.26	-68	FPO	68
10-Jul-12	MBL	On Market Sale	AUD 2.26	-54	FPO	54
10-Jul-12	MBL	On Market Sale	AUD 2.26	-20	FPO	20
10-Jul-12	MBL	On Market Sale	AUD 2.27	-20	FPO	20
10-Jul-12	MBL	On Market Sale	AUD 2.25	-10	FPO	10
10-Jul-12	MBL	On Market Sale	AUD 2.26	-10	FPO	10
10-Jul-12	MBL	On Market Sale	AUD 2.26	-10	FPO	10
10-Jul-12	MBL	On Market Sale	AUD 2.26	-10	FPO	10
10-Jul-12	MBL	On Market Sale	AUD 2.26	-10	FPO	10
10-Jul-12	MBL	On Market Sale	AUD 2.26	-10	FPO	10
10-Jul-12	MBL	On Market Purchase	AUD 2.25	10	FPO	10
10-Jul-12	MBL	On Market Purchase	AUD 2.26	10	FPO	10
10-Jul-12	MBL	On Market Purchase	AUD 2.27	20	FPO	20
10-Jul-12	MBL	On Market Purchase	AUD 2.27	20	FPO	20
10-Jul-12	MBL	On Market Purchase	AUD 2.26	30	FPO	30
10-Jul-12	MBL	On Market Purchase	AUD 2.26	55	FPO	55
10-Jul-12	MBL	On Market Purchase	AUD 2.25	92	FPO	92
10-Jul-12	MBL	On Market Purchase	AUD 2.26	104	FPO	104
10-Jul-12	MBL	On Market Purchase	AUD 2.25	127	FPO	127
10-Jul-12	MBL	On Market Purchase	AUD 2.26	282	FPO	282
10-Jul-12	MBL	On Market Purchase	AUD 2.27	379	FPO	379
10-Jul-12	MBL	On Market Purchase	AUD 2.25	1,871	FPO	1,871
11-Jul-12	MBL	On Market Sale	AUD 2.27	-972	FPO	972
11-Jul-12	MBL	On Market Sale	AUD 2.24	-880	FPO	880
11-Jul-12	MBL	On Market Sale	AUD 2.27	-507	FPO	507
11-Jul-12	MBL	On Market Sale	AUD 2.25	-507	FPO	507
11-Jul-12	MBL	On Market Sale	AUD 2.25	-457	FPO	457
11-Jul-12	MBL	On Market Sale	AUD 2.28	-273	FPO	273
11-Jul-12	MBL	On Market Sale	AUD 2.29	-207	FPO	207
11-Jul-12	MBL	On Market Sale	AUD 2.25	-163	FPO	163
11-Jul-12	MBL	On Market Sale	AUD 2.26	-126	FPO	126
11-Jul-12	MBL	On Market Sale	AUD 2.24	-113	FPO	113
11-Jul-12	MBL	On Market Sale	AUD 2.27	-106	FPO	106
11-Jul-12	MBL	On Market Sale	AUD 2.25	-97	FPO	97
11-Jul-12	MBL	On Market Sale	AUD 2.25	-63	FPO	63
11-Jul-12	MBL	On Market Sale	AUD 2.25	-53	FPO	53
11-Jul-12	MBL	On Market Sale	AUD 2.26	-15	FPO	15
11-Jul-12	MBL	On Market Sale	AUD 2.27	-10	FPO	10
11-Jul-12	MBL	On Market Sale	AUD 2.24	-10	FPO	10
11-Jul-12	MBL	On Market Sale	AUD 2.24	-10	FPO	10
11-Jul-12	MBL	On Market Sale	AUD 2.25	-10	FPO	10
11-Jul-12	MBL	On Market Sale	AUD 2.27	-10	FPO	10
11-Jul-12	MBL	On Market Sale	AUD 2.27	-10	FPO	10
11-Jul-12	MBL	On Market Sale	AUD 2.26	-10	FPO	10
11-Jul-12	MBL	On Market Sale	AUD 2.25	-10	FPO	10
11-Jul-12	MBL	On Market Sale	AUD 2.25	-5	FPO	5
11-Jul-12	MBL	On Market Purchase	AUD 2.28	3	FPO	3
11-Jul-12	MBL	On Market Purchase	AUD 2.28	7	FPO	7
11-Jul-12	MBL	On Market Purchase	AUD 2.26	7	FPO	7
11-Jul-12	MBL	On Market Purchase	AUD 2.29	8	FPO	8
11-Jul-12	MBL	On Market Purchase	AUD 2.24	10	FPO	10

Date of change	Person whose relevant interest changed	Nature of change	Consideration	Number of securities affected	Class	Person's votes affected
11-Jul-12	MBL	On Market Purchase	AUD 2.24	10	FPO	10
11-Jul-12	MBL	On Market Purchase	AUD 2.25	10	FPO	10
11-Jul-12	MBL	On Market Purchase	AUD 2.25	10	FPO	10
11-Jul-12	MBL	On Market Purchase	AUD 2.26	10	FPO	10
11-Jul-12	MBL	On Market Purchase	AUD 2.27	10	FPO	10
11-Jul-12	MBL	On Market Purchase	AUD 2.27	12	FPO	12
11-Jul-12	MBL	On Market Purchase	AUD 2.25	49	FPO	49
11-Jul-12	MBL	On Market Purchase	AUD 2.25	50	FPO	50
11-Jul-12	MBL	On Market Purchase	AUD 2.24	53	FPO	53
11-Jul-12	MBL	On Market Purchase	AUD 2.24	59	FPO	59
11-Jul-12	MBL	On Market Purchase	AUD 2.26	106	FPO	106
11-Jul-12	MBL	On Market Purchase	AUD 2.27	115	FPO	115
11-Jul-12	MBL	On Market Purchase	AUD 2.29	125	FPO	125
11-Jul-12	MBL	On Market Purchase	AUD 2.24	168	FPO	168
11-Jul-12	MBL	On Market Purchase	AUD 2.27	195	FPO	195
11-Jul-12	MBL	On Market Purchase	AUD 2.29	1,517	FPO	1,517
12-Jul-12	MBL	On Market Sale	AUD 2.28	-1,132	FPO	1,132
12-Jul-12	MBL	On Market Sale	AUD 2.27	-500	FPO	500
12-Jul-12	MBL	On Market Sale	AUD 2.27	-391	FPO	391
12-Jul-12	MBL	On Market Sale	AUD 2.28	-268	FPO	268
12-Jul-12	MBL	On Market Sale	AUD 2.29	-219	FPO	219
12-Jul-12	MBL	On Market Sale	AUD 2.29	-163	FPO	163
12-Jul-12	MBL	On Market Sale	AUD 2.29	-134	FPO	134
12-Jul-12	MBL	On Market Sale	AUD 2.28	-132	FPO	132
12-Jul-12	MBL	On Market Sale	AUD 2.29	-121	FPO	121
12-Jul-12	MBL	On Market Sale	AUD 2.29	-102	FPO	102
12-Jul-12	MBL	On Market Sale	AUD 2.26	-94	FPO	94
12-Jul-12	MBL	On Market Sale	AUD 2.28	-80	FPO	80
12-Jul-12	MBL	On Market Sale	AUD 2.28	-79	FPO	79
12-Jul-12	MBL	On Market Sale	AUD 2.28	-74	FPO	74
12-Jul-12	MBL	On Market Sale	AUD 2.29	-66	FPO	66
12-Jul-12	MBL	On Market Sale	AUD 2.29	-53	FPO	53
12-Jul-12	MBL	On Market Sale	AUD 2.28	-20	FPO	20
12-Jul-12	MBL	On Market Sale	AUD 2.29	-13	FPO	13
12-Jul-12	MBL	On Market Sale	AUD 2.27	-13	FPO	13
12-Jul-12	MBL	On Market Sale	AUD 2.26	-13	FPO	13
12-Jul-12	MBL	On Market Sale	AUD 2.27	-4	FPO	4
12-Jul-12	MBL	On Market Purchase	AUD 2.26	5	FPO	5
12-Jul-12	MBL	On Market Purchase	AUD 2.29	5	FPO	5
12-Jul-12	MBL	On Market Purchase	AUD 2.27	11	FPO	11
12-Jul-12	MBL	On Market Purchase	AUD 2.29	13	FPO	13
12-Jul-12	MBL	On Market Purchase	AUD 2.26	13	FPO	13
12-Jul-12	MBL	On Market Purchase	AUD 2.30	14	FPO	14
12-Jul-12	MBL	On Market Purchase	AUD 2.26	15	FPO	15
12-Jul-12	MBL	On Market Purchase	AUD 2.28	51	FPO	51
12-Jul-12	MBL	On Market Purchase	AUD 2.29	53	FPO	53
12-Jul-12	MBL	On Market Purchase	AUD 2.29	133	FPO	133
12-Jul-12	MBL	On Market Purchase	AUD 2.28	134	FPO	134
12-Jul-12	MBL	On Market Purchase	AUD 2.27	145	FPO	145
12-Jul-12	MBL	On Market Purchase	AUD 2.27	155	FPO	155
12-Jul-12	MBL	On Market Purchase	AUD 2.27	216	FPO	216
12-Jul-12	MBL	On Market Purchase	AUD 2.27	259	FPO	259
12-Jul-12	MBL	On Market Purchase	AUD 2.30	379	FPO	379
12-Jul-12	MBL	On Market Purchase	AUD 2.28	435	FPO	435
12-Jul-12	MBL	On Market Purchase	AUD 2.27	2,323	FPO	2,323
13-Jul-12	MBL	On Market Sale	AUD 2.34	-1,541	FPO	1,541
13-Jul-12	MBL	On Market Sale	AUD 2.31	-1,059	FPO	1,059
13-Jul-12	MBL	On Market Sale	AUD 2.34	-871	FPO	871
13-Jul-12	MBL	On Market Sale	AUD 2.33	-831	FPO	831
13-Jul-12	MBL	On Market Sale	AUD 2.29	-562	FPO	562
13-Jul-12	MBL	On Market Sale	AUD 2.33	-480	FPO	480
13-Jul-12	MBL	On Market Sale	AUD 2.31	-452	FPO	452
13-Jul-12	MBL	On Market Sale	AUD 2.30	-200	FPO	200
13-Jul-12	MBL	On Market Sale	AUD 2.30	-132	FPO	132
13-Jul-12	MBL	On Market Sale	AUD 2.29	-131	FPO	131
13-Jul-12	MBL	On Market Sale	AUD 2.31	-129	FPO	129
13-Jul-12	MBL	On Market Sale	AUD 2.34	-117	FPO	117
13-Jul-12	MBL	On Market Sale	AUD 2.33	-112	FPO	112
13-Jul-12	MBL	On Market Sale	AUD 2.32	-108	FPO	108
13-Jul-12	MBL	On Market Sale	AUD 2.31	-79	FPO	79
13-Jul-12	MBL	On Market Sale	AUD 2.34	-78	FPO	78
13-Jul-12	MBL	On Market Sale	AUD 2.33	-78	FPO	78
13-Jul-12	MBL	On Market Sale	AUD 2.31	-74	FPO	74
13-Jul-12	MBL	On Market Sale	AUD 2.31	-58	FPO	58

Date of change	Person whose relevant interest changed	Nature of change	Consideration	Number of securities affected	Class	Person's votes affected
13-Jul-12	MBL	On Market Sale	AUD 2.30	-51	FPO	51
13-Jul-12	MBL	On Market Sale	AUD 2.31	-46	FPO	46
13-Jul-12	MBL	On Market Sale	AUD 2.34	-40	FPO	40
13-Jul-12	MBL	On Market Sale	AUD 2.33	-20	FPO	20
13-Jul-12	MBL	On Market Sale	AUD 2.30	-18	FPO	18
13-Jul-12	MBL	On Market Sale	AUD 2.29	-16	FPO	16
13-Jul-12	MBL	On Market Sale	AUD 2.30	-16	FPO	16
13-Jul-12	MBL	On Market Sale	AUD 2.31	-13	FPO	13
13-Jul-12	MBL	On Market Sale	AUD 2.34	-10	FPO	10
13-Jul-12	MBL	On Market Sale	AUD 2.34	-10	FPO	10
13-Jul-12	MBL	On Market Sale	AUD 2.32	-10	FPO	10
13-Jul-12	MBL	On Market Sale	AUD 2.31	-5	FPO	5
13-Jul-12	MBL	On Market Sale	AUD 2.31	-1	FPO	1
13-Jul-12	MBL	On Market Purchase	AUD 2.31	2	FPO	2
13-Jul-12	MBL	On Market Purchase	AUD 2.31	8	FPO	8
13-Jul-12	MBL	On Market Purchase	AUD 2.30	22	FPO	22
13-Jul-12	MBL	On Market Purchase	AUD 2.33	25	FPO	25
13-Jul-12	MBL	On Market Purchase	AUD 2.33	47	FPO	47
13-Jul-12	MBL	On Market Purchase	AUD 2.32	55	FPO	55
13-Jul-12	MBL	On Market Purchase	AUD 2.31	79	FPO	79
13-Jul-12	MBL	On Market Purchase	AUD 2.33	88	FPO	88
13-Jul-12	MBL	On Market Purchase	AUD 2.32	152	FPO	152
13-Jul-12	MBL	On Market Purchase	AUD 2.30	220	FPO	220
13-Jul-12	MBL	On Market Purchase	AUD 2.31	223	FPO	223
13-Jul-12	MBL	On Market Purchase	AUD 2.33	272	FPO	272
13-Jul-12	MBL	On Market Purchase	AUD 2.27	505	FPO	505
13-Jul-12	MBL	On Market Purchase	AUD 2.32	1,103	FPO	1,103
13-Jul-12	MBL	On Market Purchase	AUD 2.34	2,702	FPO	2,702
16-Jul-12	MBL	On Market Sale	AUD 2.28	-29,559	FPO	29,559
16-Jul-12	MBL	On Market Sale	AUD 2.28	-718	FPO	718
16-Jul-12	MBL	On Market Sale	AUD 2.29	-303	FPO	303
16-Jul-12	MBL	On Market Sale	AUD 2.36	-162	FPO	162
16-Jul-12	MBL	On Market Sale	AUD 2.30	-133	FPO	133
16-Jul-12	MBL	On Market Sale	AUD 2.29	-96	FPO	96
16-Jul-12	MBL	On Market Sale	AUD 2.31	-32	FPO	32
16-Jul-12	MBL	On Market Sale	AUD 2.32	-16	FPO	16
16-Jul-12	MBL	On Market Sale	AUD 2.28	-13	FPO	13
16-Jul-12	MBL	On Market Sale	AUD 2.29	-13	FPO	13
16-Jul-12	MBL	On Market Sale	AUD 2.26	-4	FPO	4
16-Jul-12	MBL	On Market Sale	AUD 2.30	-4	FPO	4
16-Jul-12	MBL	On Market Purchase	AUD 2.30	13	FPO	13
16-Jul-12	MBL	On Market Purchase	AUD 2.29	13	FPO	13
16-Jul-12	MBL	On Market Purchase	AUD 2.28	13	FPO	13
16-Jul-12	MBL	On Market Purchase	AUD 2.29	13	FPO	13
16-Jul-12	MBL	On Market Purchase	AUD 2.29	44	FPO	44
16-Jul-12	MBL	On Market Purchase	AUD 2.29	49	FPO	49
16-Jul-12	MBL	On Market Purchase	AUD 2.31	54	FPO	54
16-Jul-12	MBL	On Market Purchase	AUD 2.30	81	FPO	81
16-Jul-12	MBL	On Market Purchase	AUD 2.30	82	FPO	82
16-Jul-12	MBL	On Market Purchase	AUD 2.28	82	FPO	82
16-Jul-12	MBL	On Market Purchase	AUD 2.30	84	FPO	84
16-Jul-12	MBL	On Market Purchase	AUD 2.32	118	FPO	118
16-Jul-12	MBL	On Market Purchase	AUD 2.29	123	FPO	123
16-Jul-12	MBL	On Market Purchase	AUD 2.28	124	FPO	124
16-Jul-12	MBL	On Market Purchase	AUD 2.31	126	FPO	126
16-Jul-12	MBL	On Market Purchase	AUD 2.31	135	FPO	135
16-Jul-12	MBL	On Market Purchase	AUD 2.29	579	FPO	579
16-Jul-12	MBL	On Market Purchase	AUD 2.28	2,475	FPO	2,475
17-Jul-12	MBL	On Market Sale	AUD 2.37	-2,807	FPO	2,807
17-Jul-12	MBL	On Market Sale	AUD 2.34	-713	FPO	713
17-Jul-12	MBL	On Market Sale	AUD 2.28	-505	FPO	505
17-Jul-12	MBL	On Market Sale	AUD 2.33	-316	FPO	316
17-Jul-12	MBL	On Market Sale	AUD 2.32	-196	FPO	196
17-Jul-12	MBL	On Market Sale	AUD 2.37	-143	FPO	143
17-Jul-12	MBL	On Market Sale	AUD 2.30	-130	FPO	130
17-Jul-12	MBL	On Market Sale	AUD 2.30	-96	FPO	96
17-Jul-12	MBL	On Market Sale	AUD 2.35	-79	FPO	79
17-Jul-12	MBL	On Market Purchase	AUD 2.28	62	FPO	62
17-Jul-12	MBL	On Market Purchase	AUD 2.31	78	FPO	78
17-Jul-12	MBL	On Market Purchase	AUD 2.32	78	FPO	78
17-Jul-12	MBL	On Market Purchase	AUD 2.30	79	FPO	79
17-Jul-12	MBL	On Market Purchase	AUD 2.37	566	FPO	566
17-Jul-12	MBL	On Market Purchase	AUD 2.37	1,181	FPO	1,181

Date of change	Person whose relevant interest changed	Nature of change	Consideration	Number of securities affected	Class	Person's votes affected
17-Jul-12	MBL	On Market Purchase	AUD 2.33	1,427	FPO	1,427
17-Jul-12	MBL	On Market Purchase	AUD 2.33	7,940	FPO	7,940
17-Jul-12	MBL	On Market Purchase	AUD 2.33	20,130	FPO	20,130
18-Jul-12	MBL	On Market Sale	AUD 2.39	-1,104	FPO	1,104
18-Jul-12	MBL	On Market Sale	AUD 2.33	-1,055	FPO	1,055
18-Jul-12	MBL	On Market Sale	AUD 2.34	-731	FPO	731
18-Jul-12	MBL	On Market Sale	AUD 2.34	-698	FPO	698
18-Jul-12	MBL	On Market Sale	AUD 2.36	-676	FPO	676
18-Jul-12	MBL	On Market Sale	AUD 2.39	-505	FPO	505
18-Jul-12	MBL	On Market Sale	AUD 2.39	-232	FPO	232
18-Jul-12	MBL	On Market Sale	AUD 2.32	-105	FPO	105
18-Jul-12	MBL	On Market Sale	AUD 2.32	-104	FPO	104
18-Jul-12	MBL	On Market Sale	AUD 2.35	-79	FPO	79
18-Jul-12	MBL	On Market Sale	AUD 2.34	-52	FPO	52
18-Jul-12	MBL	On Market Sale	AUD 2.35	-50	FPO	50
18-Jul-12	MBL	On Market Sale	AUD 2.36	-26	FPO	26
18-Jul-12	MBL	On Market Sale	AUD 2.36	-5	FPO	5
18-Jul-12	MBL	On Market Purchase	AUD 2.32	15	FPO	15
18-Jul-12	MBL	On Market Purchase	AUD 2.38	26	FPO	26
18-Jul-12	MBL	On Market Purchase	AUD 2.31	28	FPO	28
18-Jul-12	MBL	On Market Purchase	AUD 2.39	41	FPO	41
18-Jul-12	MBL	On Market Purchase	AUD 2.35	44	FPO	44
18-Jul-12	MBL	On Market Purchase	AUD 2.34	51	FPO	51
18-Jul-12	MBL	On Market Purchase	AUD 2.33	53	FPO	53
18-Jul-12	MBL	On Market Purchase	AUD 2.32	72	FPO	72
18-Jul-12	MBL	On Market Purchase	AUD 2.34	78	FPO	78
18-Jul-12	MBL	On Market Purchase	AUD 2.33	79	FPO	79
18-Jul-12	MBL	On Market Purchase	AUD 2.38	111	FPO	111
18-Jul-12	MBL	On Market Purchase	AUD 2.31	126	FPO	126
18-Jul-12	MBL	On Market Purchase	AUD 2.31	132	FPO	132
18-Jul-12	MBL	On Market Purchase	AUD 2.33	158	FPO	158
18-Jul-12	MBL	On Market Purchase	AUD 2.34	167	FPO	167
18-Jul-12	MBL	On Market Purchase	AUD 2.39	191	FPO	191
18-Jul-12	MBL	On Market Purchase	AUD 2.35	231	FPO	231
18-Jul-12	MBL	On Market Purchase	AUD 2.35	657	FPO	657
19-Jul-12	MBL	On Market Sale	AUD 2.34	-5,444	FPO	5,444
19-Jul-12	MBL	On Market Sale	AUD 2.33	-72	FPO	72
19-Jul-12	MBL	On Market Sale	AUD 2.33	-58	FPO	58
19-Jul-12	MBL	On Market Sale	AUD 2.32	-58	FPO	58
19-Jul-12	MBL	On Market Sale	AUD 2.32	-54	FPO	54
19-Jul-12	MBL	On Market Sale	AUD 2.33	-53	FPO	53
19-Jul-12	MBL	On Market Sale	AUD 2.33	-36	FPO	36
19-Jul-12	MBL	On Market Sale	AUD 2.36	-29	FPO	29
19-Jul-12	MBL	On Market Sale	AUD 2.33	-22	FPO	22
19-Jul-12	MBL	On Market Sale	AUD 2.34	-22	FPO	22
19-Jul-12	MBL	On Market Sale	AUD 2.33	-6	FPO	6
19-Jul-12	MBL	On Market Sale	AUD 2.36	-1	FPO	1
19-Jul-12	MBL	On Market Purchase	AUD 2.35	16	FPO	16
19-Jul-12	MBL	On Market Purchase	AUD 2.33	29	FPO	29
19-Jul-12	MBL	On Market Purchase	AUD 2.33	29	FPO	29
19-Jul-12	MBL	On Market Purchase	AUD 2.34	56	FPO	56
19-Jul-12	MBL	On Market Purchase	AUD 2.36	70	FPO	70
19-Jul-12	MBL	On Market Purchase	AUD 2.34	71	FPO	71
19-Jul-12	MBL	On Market Purchase	AUD 2.33	126	FPO	126
19-Jul-12	MBL	On Market Purchase	AUD 2.35	2,195	FPO	2,195
19-Jul-12	MBL	On Market Purchase	AUD 2.34	5,444	FPO	5,444
20-Jul-12	MBL	On Market Sale	AUD 2.33	-3,900	FPO	3,900
20-Jul-12	MBL	On Market Sale	AUD 2.36	-378	FPO	378
20-Jul-12	MBL	On Market Sale	AUD 2.34	-64	FPO	64
20-Jul-12	MBL	On Market Sale	AUD 2.35	-62	FPO	62
20-Jul-12	MBL	On Market Sale	AUD 2.34	-21	FPO	21
20-Jul-12	MBL	On Market Purchase	AUD 2.35	24	FPO	24
20-Jul-12	MBL	On Market Purchase	AUD 2.35	24	FPO	24
20-Jul-12	MBL	On Market Purchase	AUD 2.35	37	FPO	37
20-Jul-12	MBL	On Market Purchase	AUD 2.36	62	FPO	62
20-Jul-12	MBL	On Market Purchase	AUD 2.35	126	FPO	126
20-Jul-12	MBL	On Market Purchase	AUD 2.33	2,321	FPO	2,321
20-Jul-12	MBL	On Market Purchase	AUD 2.35	3,900	FPO	3,900
23-Jul-12	MBL	On Market Sale	AUD 2.37	-2,309	FPO	2,309
23-Jul-12	MBL	On Market Sale	AUD 2.33	-1,968	FPO	1,968
23-Jul-12	MBL	On Market Sale	AUD 2.36	-859	FPO	859
23-Jul-12	MBL	On Market Sale	AUD 2.33	-505	FPO	505
23-Jul-12	MBL	On Market Sale	AUD 2.33	-278	FPO	278
23-Jul-12	MBL	On Market Sale	AUD 2.36	-80	FPO	80

Date of change	Person whose relevant interest changed	Nature of change	Consideration	Number of securities affected	Class	Person's votes affected
23-Jul-12	MBL	On Market Sale	AUD 2.33	-79	FPO	79
23-Jul-12	MBL	On Market Sale	AUD 2.35	-53	FPO	53
23-Jul-12	MBL	On Market Sale	AUD 2.33	-28	FPO	28
23-Jul-12	MBL	On Market Sale	AUD 2.34	-27	FPO	27
23-Jul-12	MBL	On Market Sale	AUD 2.35	-26	FPO	26
23-Jul-12	MBL	On Market Purchase	AUD 2.34	6	FPO	6
23-Jul-12	MBL	On Market Purchase	AUD 2.33	26	FPO	26
23-Jul-12	MBL	On Market Purchase	AUD 2.33	26	FPO	26
23-Jul-12	MBL	On Market Purchase	AUD 2.36	54	FPO	54
23-Jul-12	MBL	On Market Purchase	AUD 2.36	56	FPO	56
23-Jul-12	MBL	On Market Purchase	AUD 2.33	82	FPO	82
23-Jul-12	MBL	On Market Purchase	AUD 2.37	103	FPO	103
23-Jul-12	MBL	On Market Purchase	AUD 2.34	218	FPO	218
23-Jul-12	MBL	On Market Purchase	AUD 2.33	6,205	FPO	6,205
24-Jul-12	MBL	On Market Sale	AUD 2.30	-261	FPO	261
24-Jul-12	MBL	On Market Sale	AUD 2.31	-233	FPO	233
24-Jul-12	MBL	On Market Sale	AUD 2.31	-143	FPO	143
24-Jul-12	MBL	On Market Sale	AUD 2.30	-99	FPO	99
24-Jul-12	MBL	On Market Sale	AUD 2.30	-76	FPO	76
24-Jul-12	MBL	On Market Sale	AUD 2.31	-58	FPO	58
24-Jul-12	MBL	On Market Sale	AUD 2.31	-53	FPO	53
24-Jul-12	MBL	On Market Purchase	AUD 2.31	43	FPO	43
24-Jul-12	MBL	On Market Purchase	AUD 2.30	142	FPO	142
24-Jul-12	MBL	On Market Purchase	AUD 2.31	142	FPO	142
24-Jul-12	MBL	On Market Purchase	AUD 2.31	145	FPO	145
24-Jul-12	MBL	On Market Purchase	AUD 2.31	158	FPO	158
24-Jul-12	MBL	On Market Purchase	AUD 2.31	217	FPO	217
24-Jul-12	MBL	On Market Purchase	AUD 2.32	409	FPO	409
25-Jul-12	MBL	On Market Sale	AUD 2.30	-10,000	FPO	10,000
25-Jul-12	MBL	On Market Sale	AUD 2.29	-2,217	FPO	2,217
25-Jul-12	MBL	On Market Sale	AUD 2.31	-630	FPO	630
25-Jul-12	MBL	On Market Sale	AUD 2.32	-334	FPO	334
25-Jul-12	MBL	On Market Sale	AUD 2.32	-285	FPO	285
25-Jul-12	MBL	On Market Sale	AUD 2.29	-211	FPO	211
25-Jul-12	MBL	On Market Sale	AUD 2.31	-136	FPO	136
25-Jul-12	MBL	On Market Sale	AUD 2.33	-126	FPO	126
25-Jul-12	MBL	On Market Sale	AUD 2.33	-60	FPO	60
25-Jul-12	MBL	On Market Sale	AUD 2.32	-55	FPO	55
25-Jul-12	MBL	On Market Sale	AUD 2.32	-52	FPO	52
25-Jul-12	MBL	On Market Sale	AUD 2.32	-28	FPO	28
25-Jul-12	MBL	On Market Sale	AUD 2.31	-14	FPO	14
25-Jul-12	MBL	On Market Sale	AUD 2.32	-1	FPO	1
25-Jul-12	MBL	On Market Purchase	AUD 2.31	14	FPO	14
25-Jul-12	MBL	On Market Purchase	AUD 2.32	28	FPO	28
25-Jul-12	MBL	On Market Purchase	AUD 2.31	53	FPO	53
25-Jul-12	MBL	On Market Purchase	AUD 2.33	54	FPO	54
25-Jul-12	MBL	On Market Purchase	AUD 2.29	136	FPO	136
25-Jul-12	MBL	On Market Purchase	AUD 2.31	157	FPO	157
25-Jul-12	MBL	On Market Purchase	AUD 2.31	187	FPO	187
25-Jul-12	MBL	On Market Purchase	AUD 2.30	275	FPO	275
25-Jul-12	MBL	On Market Purchase	AUD 2.31	352	FPO	352
25-Jul-12	MBL	On Market Purchase	AUD 2.30	766	FPO	766
25-Jul-12	MBL	On Market Purchase	AUD 2.31	825	FPO	825
25-Jul-12	MBL	On Market Purchase	AUD 2.31	1,800	FPO	1,800
25-Jul-12	MBL	On Market Purchase	AUD 2.31	2,081	FPO	2,081
25-Jul-12	MBL	On Market Purchase	AUD 2.31	2,366	FPO	2,366
25-Jul-12	MBL	On Market Purchase	AUD 2.30	10,000	FPO	10,000
26-Jul-12	MBL	On Market Sale	AUD 2.33	-166	FPO	166
26-Jul-12	MBL	On Market Sale	AUD 2.34	-126	FPO	126
26-Jul-12	MBL	On Market Sale	AUD 2.37	-126	FPO	126
26-Jul-12	MBL	On Market Sale	AUD 2.35	-110	FPO	110
26-Jul-12	MBL	On Market Sale	AUD 2.34	-108	FPO	108
26-Jul-12	MBL	On Market Sale	AUD 2.34	-106	FPO	106
26-Jul-12	MBL	On Market Sale	AUD 2.35	-104	FPO	104
26-Jul-12	MBL	On Market Sale	AUD 2.34	-86	FPO	86
26-Jul-12	MBL	On Market Sale	AUD 2.37	-56	FPO	56
26-Jul-12	MBL	On Market Sale	AUD 2.37	-56	FPO	56
26-Jul-12	MBL	On Market Sale	AUD 2.35	-56	FPO	56
26-Jul-12	MBL	On Market Sale	AUD 2.33	-54	FPO	54
26-Jul-12	MBL	On Market Sale	AUD 2.31	-27	FPO	27
26-Jul-12	MBL	On Market Sale	AUD 2.36	-27	FPO	27
26-Jul-12	MBL	On Market Purchase	AUD 2.37	27	FPO	27
26-Jul-12	MBL	On Market Purchase	AUD 2.33	28	FPO	28
26-Jul-12	MBL	On Market Purchase	AUD 2.33	28	FPO	28

Date of change	Person whose relevant interest changed	Nature of change	Consideration	Number of securities affected	Class	Person's votes affected
26-Jul-12	MBL	On Market Purchase	AUD 2.39	55	FPO	55
26-Jul-12	MBL	On Market Purchase	AUD 2.33	56	FPO	56
26-Jul-12	MBL	On Market Purchase	AUD 2.34	81	FPO	81
26-Jul-12	MBL	On Market Purchase	AUD 2.33	109	FPO	109
26-Jul-12	MBL	On Market Purchase	AUD 2.37	110	FPO	110
26-Jul-12	MBL	On Market Purchase	AUD 2.35	124	FPO	124
26-Jul-12	MBL	On Market Purchase	AUD 2.33	140	FPO	140
26-Jul-12	MBL	On Market Purchase	AUD 2.33	140	FPO	140
26-Jul-12	MBL	On Market Purchase	AUD 2.31	2,000	FPO	2,000
26-Jul-12	MBL	On Market Purchase	AUD 2.39	2,419	FPO	2,419
27-Jul-12	MBL	On Market Sale	AUD 2.39	-686	FPO	686
27-Jul-12	MBL	On Market Sale	AUD 2.40	-467	FPO	467
27-Jul-12	MBL	On Market Sale	AUD 2.37	-135	FPO	135
27-Jul-12	MBL	On Market Sale	AUD 2.41	-84	FPO	84
27-Jul-12	MBL	On Market Sale	AUD 2.39	-52	FPO	52
27-Jul-12	MBL	On Market Sale	AUD 2.37	-29	FPO	29
27-Jul-12	MBL	On Market Purchase	AUD 2.43	33	FPO	33
27-Jul-12	MBL	On Market Purchase	AUD 2.37	54	FPO	54
27-Jul-12	MBL	On Market Purchase	AUD 2.37	56	FPO	56
27-Jul-12	MBL	On Market Purchase	AUD 2.36	78	FPO	78
27-Jul-12	MBL	On Market Purchase	AUD 2.38	85	FPO	85
27-Jul-12	MBL	On Market Purchase	AUD 2.43	494	FPO	494
27-Jul-12	MBL	On Market Purchase	AUD 2.41	756	FPO	756
27-Jul-12	MBL	On Market Purchase	AUD 2.43	3,855	FPO	3,855
30-Jul-12	MBL	On Market Sale	AUD 2.49	-14,417	FPO	14,417
30-Jul-12	MBL	On Market Sale	AUD 2.43	-558	FPO	558
30-Jul-12	MBL	On Market Sale	AUD 2.45	-321	FPO	321
30-Jul-12	MBL	On Market Sale	AUD 2.51	-284	FPO	284
30-Jul-12	MBL	On Market Sale	AUD 2.51	-272	FPO	272
30-Jul-12	MBL	On Market Sale	AUD 2.50	-219	FPO	219
30-Jul-12	MBL	On Market Sale	AUD 2.50	-212	FPO	212
30-Jul-12	MBL	On Market Sale	AUD 2.49	-137	FPO	137
30-Jul-12	MBL	On Market Sale	AUD 2.50	-122	FPO	122
30-Jul-12	MBL	On Market Sale	AUD 2.48	-116	FPO	116
30-Jul-12	MBL	On Market Sale	AUD 2.42	-112	FPO	112
30-Jul-12	MBL	On Market Sale	AUD 2.44	-110	FPO	110
30-Jul-12	MBL	On Market Sale	AUD 2.50	-91	FPO	91
30-Jul-12	MBL	On Market Sale	AUD 2.50	-55	FPO	55
30-Jul-12	MBL	On Market Sale	AUD 2.44	-42	FPO	42
30-Jul-12	MBL	On Market Sale	AUD 2.42	-27	FPO	27
30-Jul-12	MBL	On Market Sale	AUD 2.48	-27	FPO	27
30-Jul-12	MBL	On Market Sale	AUD 2.50	-27	FPO	27
30-Jul-12	MBL	On Market Sale	AUD 2.52	-22	FPO	22
30-Jul-12	MBL	On Market Purchase	AUD 2.48	27	FPO	27
30-Jul-12	MBL	On Market Purchase	AUD 2.50	27	FPO	27
30-Jul-12	MBL	On Market Purchase	AUD 2.51	40	FPO	40
30-Jul-12	MBL	On Market Purchase	AUD 2.46	40	FPO	40
30-Jul-12	MBL	On Market Purchase	AUD 2.51	53	FPO	53
30-Jul-12	MBL	On Market Purchase	AUD 2.50	86	FPO	86
30-Jul-12	MBL	On Market Purchase	AUD 2.43	96	FPO	96
30-Jul-12	MBL	On Market Purchase	AUD 2.49	126	FPO	126
30-Jul-12	MBL	On Market Purchase	AUD 2.48	126	FPO	126
30-Jul-12	MBL	On Market Purchase	AUD 2.50	131	FPO	131
30-Jul-12	MBL	On Market Purchase	AUD 2.50	137	FPO	137
30-Jul-12	MBL	On Market Purchase	AUD 2.50	162	FPO	162
30-Jul-12	MBL	On Market Purchase	AUD 2.48	199	FPO	199
30-Jul-12	MBL	On Market Purchase	AUD 2.49	260	FPO	260
30-Jul-12	MBL	On Market Purchase	AUD 2.50	337	FPO	337
30-Jul-12	MBL	On Market Purchase	AUD 2.44	504	FPO	504
30-Jul-12	MBL	On Market Purchase	AUD 2.52	2,318	FPO	2,318
30-Jul-12	MBL	On Market Purchase	AUD 2.50	2,611	FPO	2,611
30-Jul-12	MBL	On Market Purchase	AUD 2.52	6,089	FPO	6,089
31-Jul-12	MBL	On Market Sale	AUD 2.57	-8,700	FPO	8,700
31-Jul-12	MBL	On Market Sale	AUD 2.57	-4,970	FPO	4,970
31-Jul-12	MBL	On Market Sale	AUD 2.55	-2,636	FPO	2,636
31-Jul-12	MBL	On Market Sale	AUD 2.56	-2,386	FPO	2,386
31-Jul-12	MBL	On Market Sale	AUD 2.56	-1,228	FPO	1,228
31-Jul-12	MBL	On Market Sale	AUD 2.50	-970	FPO	970
31-Jul-12	MBL	On Market Sale	AUD 2.56	-350	FPO	350
31-Jul-12	MBL	On Market Sale	AUD 2.56	-320	FPO	320
31-Jul-12	MBL	On Market Sale	AUD 2.56	-165	FPO	165
31-Jul-12	MBL	On Market Sale	AUD 2.48	-122	FPO	122
31-Jul-12	MBL	On Market Sale	AUD 2.56	-107	FPO	107
31-Jul-12	MBL	On Market Sale	AUD 2.50	-56	FPO	56

Date of change	Person whose relevant interest changed	Nature of change	Consideration	Number of securities affected	Class	Person's votes affected
31-Jul-12	MBL	On Market Sale	AUD 2.48	-56	FPO	56
31-Jul-12	MBL	On Market Sale	AUD 2.53	-55	FPO	55
31-Jul-12	MBL	On Market Sale	AUD 2.57	-55	FPO	55
31-Jul-12	MBL	On Market Sale	AUD 2.56	-55	FPO	55
31-Jul-12	MBL	On Market Sale	AUD 2.56	-53	FPO	53
31-Jul-12	MBL	On Market Sale	AUD 2.56	-27	FPO	27
31-Jul-12	MBL	On Market Purchase	AUD 2.47	28	FPO	28
31-Jul-12	MBL	On Market Purchase	AUD 2.47	42	FPO	42
31-Jul-12	MBL	On Market Purchase	AUD 2.57	53	FPO	53
31-Jul-12	MBL	On Market Purchase	AUD 2.56	54	FPO	54
31-Jul-12	MBL	On Market Purchase	AUD 2.56	54	FPO	54
31-Jul-12	MBL	On Market Purchase	AUD 2.56	54	FPO	54
31-Jul-12	MBL	On Market Purchase	AUD 2.57	55	FPO	55
31-Jul-12	MBL	On Market Purchase	AUD 2.56	55	FPO	55
31-Jul-12	MBL	On Market Purchase	AUD 2.47	83	FPO	83
31-Jul-12	MBL	On Market Purchase	AUD 2.57	85	FPO	85
31-Jul-12	MBL	On Market Purchase	AUD 2.56	107	FPO	107
31-Jul-12	MBL	On Market Purchase	AUD 2.50	123	FPO	123
31-Jul-12	MBL	On Market Purchase	AUD 2.47	126	FPO	126
31-Jul-12	MBL	On Market Purchase	AUD 2.51	353	FPO	353
31-Jul-12	MBL	On Market Purchase	AUD 2.57	3,334	FPO	3,334
01-Aug-12	MBL	On Market Sale	AUD 2.54	-2,346	FPO	2,346
01-Aug-12	MBL	On Market Sale	AUD 2.52	-1,439	FPO	1,439
01-Aug-12	MBL	On Market Sale	AUD 2.54	-398	FPO	398
01-Aug-12	MBL	On Market Sale	AUD 2.52	-238	FPO	238
01-Aug-12	MBL	On Market Sale	AUD 2.55	-205	FPO	205
01-Aug-12	MBL	On Market Sale	AUD 2.48	-126	FPO	126
01-Aug-12	MBL	On Market Sale	AUD 2.50	-112	FPO	112
01-Aug-12	MBL	On Market Sale	AUD 2.54	-107	FPO	107
01-Aug-12	MBL	On Market Sale	AUD 2.54	-107	FPO	107
01-Aug-12	MBL	On Market Sale	AUD 2.53	-96	FPO	96
01-Aug-12	MBL	On Market Sale	AUD 2.52	-92	FPO	92
01-Aug-12	MBL	On Market Sale	AUD 2.49	-57	FPO	57
01-Aug-12	MBL	On Market Sale	AUD 2.50	-56	FPO	56
01-Aug-12	MBL	On Market Sale	AUD 2.53	-55	FPO	55
01-Aug-12	MBL	On Market Sale	AUD 2.50	-55	FPO	55
01-Aug-12	MBL	On Market Sale	AUD 2.54	-42	FPO	42
01-Aug-12	MBL	On Market Sale	AUD 2.54	-42	FPO	42
01-Aug-12	MBL	On Market Sale	AUD 2.55	-40	FPO	40
01-Aug-12	MBL	On Market Sale	AUD 2.55	-40	FPO	40
01-Aug-12	MBL	On Market Sale	AUD 2.55	-17	FPO	17
01-Aug-12	MBL	On Market Sale	AUD 2.55	-17	FPO	17
01-Aug-12	MBL	On Market Sale	AUD 2.55	-14	FPO	14
01-Aug-12	MBL	On Market Sale	AUD 2.54	-2	FPO	2
01-Aug-12	MBL	On Market Purchase	AUD 2.50	4	FPO	4
01-Aug-12	MBL	On Market Purchase	AUD 2.50	4	FPO	4
01-Aug-12	MBL	On Market Purchase	AUD 2.55	17	FPO	17
01-Aug-12	MBL	On Market Purchase	AUD 2.54	27	FPO	27
01-Aug-12	MBL	On Market Purchase	AUD 2.54	27	FPO	27
01-Aug-12	MBL	On Market Purchase	AUD 2.55	40	FPO	40
01-Aug-12	MBL	On Market Purchase	AUD 2.54	42	FPO	42
01-Aug-12	MBL	On Market Purchase	AUD 2.53	56	FPO	56
01-Aug-12	MBL	On Market Purchase	AUD 2.49	58	FPO	58
01-Aug-12	MBL	On Market Purchase	AUD 2.50	83	FPO	83
01-Aug-12	MBL	On Market Purchase	AUD 2.54	107	FPO	107
01-Aug-12	MBL	On Market Purchase	AUD 2.52	108	FPO	108
01-Aug-12	MBL	On Market Purchase	AUD 2.52	126	FPO	126
01-Aug-12	MBL	On Market Purchase	AUD 2.51	168	FPO	168
01-Aug-12	MBL	On Market Purchase	AUD 2.51	191	FPO	191
01-Aug-12	MBL	On Market Purchase	AUD 2.52	210	FPO	210
01-Aug-12	MBL	On Market Purchase	AUD 2.50	213	FPO	213
01-Aug-12	MBL	On Market Purchase	AUD 2.53	228	FPO	228
01-Aug-12	MBL	On Market Purchase	AUD 2.50	1,947	FPO	1,947
02-Aug-12	MBL	On Market Sale	AUD 2.56	-1,453	FPO	1,453
02-Aug-12	MBL	On Market Sale	AUD 2.55	-1,074	FPO	1,074
02-Aug-12	MBL	On Market Sale	AUD 2.56	-537	FPO	537
02-Aug-12	MBL	On Market Sale	AUD 2.56	-353	FPO	353
02-Aug-12	MBL	On Market Sale	AUD 2.47	-224	FPO	224
02-Aug-12	MBL	On Market Sale	AUD 2.47	-224	FPO	224
02-Aug-12	MBL	On Market Sale	AUD 2.51	-219	FPO	219
02-Aug-12	MBL	On Market Sale	AUD 2.51	-219	FPO	219
02-Aug-12	MBL	On Market Sale	AUD 2.51	-130	FPO	130
02-Aug-12	MBL	On Market Sale	AUD 2.51	-130	FPO	130
02-Aug-12	MBL	On Market Sale	AUD 2.55	-120	FPO	120

Date of change	Person whose relevant interest changed	Nature of change	Consideration	Number of securities affected	Class	Person's votes affected
02-Aug-12	MBL	On Market Sale	AUD 2.54	-107	FPO	107
02-Aug-12	MBL	On Market Sale	AUD 2.47	-56	FPO	56
02-Aug-12	MBL	On Market Sale	AUD 2.50	-56	FPO	56
02-Aug-12	MBL	On Market Sale	AUD 2.47	-54	FPO	54
02-Aug-12	MBL	On Market Sale	AUD 2.48	-53	FPO	53
02-Aug-12	MBL	On Market Sale	AUD 2.54	-42	FPO	42
02-Aug-12	MBL	On Market Sale	AUD 2.55	-40	FPO	40
02-Aug-12	MBL	On Market Sale	AUD 2.54	-21	FPO	21
02-Aug-12	MBL	On Market Sale	AUD 2.56	-20	FPO	20
02-Aug-12	MBL	On Market Sale	AUD 2.53	-17	FPO	17
02-Aug-12	MBL	On Market Sale	AUD 2.55	-17	FPO	17
02-Aug-12	MBL	On Market Sale	AUD 2.56	-10	FPO	10
02-Aug-12	MBL	On Market Sale	AUD 2.54	-10	FPO	10
02-Aug-12	MBL	On Market Purchase	AUD 2.54	10	FPO	10
02-Aug-12	MBL	On Market Purchase	AUD 2.54	10	FPO	10
02-Aug-12	MBL	On Market Purchase	AUD 2.55	17	FPO	17
02-Aug-12	MBL	On Market Purchase	AUD 2.57	31	FPO	31
02-Aug-12	MBL	On Market Purchase	AUD 2.55	40	FPO	40
02-Aug-12	MBL	On Market Purchase	AUD 2.54	42	FPO	42
02-Aug-12	MBL	On Market Purchase	AUD 2.50	53	FPO	53
02-Aug-12	MBL	On Market Purchase	AUD 2.47	56	FPO	56
02-Aug-12	MBL	On Market Purchase	AUD 2.57	84	FPO	84
02-Aug-12	MBL	On Market Purchase	AUD 2.49	88	FPO	88
02-Aug-12	MBL	On Market Purchase	AUD 2.47	100	FPO	100
02-Aug-12	MBL	On Market Purchase	AUD 2.48	101	FPO	101
02-Aug-12	MBL	On Market Purchase	AUD 2.54	107	FPO	107
02-Aug-12	MBL	On Market Purchase	AUD 2.51	130	FPO	130
02-Aug-12	MBL	On Market Purchase	AUD 2.54	130	FPO	130
02-Aug-12	MBL	On Market Purchase	AUD 2.50	164	FPO	164
02-Aug-12	MBL	On Market Purchase	AUD 2.51	219	FPO	219
02-Aug-12	MBL	On Market Purchase	AUD 2.47	224	FPO	224
02-Aug-12	MBL	On Market Purchase	AUD 2.56	335	FPO	335
02-Aug-12	MBL	On Market Purchase	AUD 2.56	448	FPO	448
02-Aug-12	MBL	On Market Purchase	AUD 2.57	1,914	FPO	1,914
03-Aug-12	MBL	On Market Sale	AUD 2.58	-2,113	FPO	2,113
03-Aug-12	MBL	On Market Sale	AUD 2.58	-1,410	FPO	1,410
03-Aug-12	MBL	On Market Sale	AUD 2.58	-692	FPO	692
03-Aug-12	MBL	On Market Sale	AUD 2.58	-692	FPO	692
03-Aug-12	MBL	On Market Sale	AUD 2.56	-629	FPO	629
03-Aug-12	MBL	On Market Sale	AUD 2.55	-602	FPO	602
03-Aug-12	MBL	On Market Sale	AUD 2.54	-252	FPO	252
03-Aug-12	MBL	On Market Sale	AUD 2.58	-248	FPO	248
03-Aug-12	MBL	On Market Sale	AUD 2.58	-247	FPO	247
03-Aug-12	MBL	On Market Sale	AUD 2.53	-165	FPO	165
03-Aug-12	MBL	On Market Sale	AUD 2.52	-158	FPO	158
03-Aug-12	MBL	On Market Sale	AUD 2.57	-132	FPO	132
03-Aug-12	MBL	On Market Sale	AUD 2.55	-126	FPO	126
03-Aug-12	MBL	On Market Sale	AUD 2.57	-126	FPO	126
03-Aug-12	MBL	On Market Sale	AUD 2.57	-109	FPO	109
03-Aug-12	MBL	On Market Sale	AUD 2.55	-105	FPO	105
03-Aug-12	MBL	On Market Sale	AUD 2.55	-105	FPO	105
03-Aug-12	MBL	On Market Sale	AUD 2.57	-102	FPO	102
03-Aug-12	MBL	On Market Sale	AUD 2.55	-94	FPO	94
03-Aug-12	MBL	On Market Sale	AUD 2.57	-83	FPO	83
03-Aug-12	MBL	On Market Sale	AUD 2.58	-77	FPO	77
03-Aug-12	MBL	On Market Sale	AUD 2.54	-67	FPO	67
03-Aug-12	MBL	On Market Sale	AUD 2.54	-67	FPO	67
03-Aug-12	MBL	On Market Sale	AUD 2.55	-55	FPO	55
03-Aug-12	MBL	On Market Sale	AUD 2.58	-54	FPO	54
03-Aug-12	MBL	On Market Sale	AUD 2.55	-52	FPO	52
03-Aug-12	MBL	On Market Sale	AUD 2.57	-50	FPO	50
03-Aug-12	MBL	On Market Sale	AUD 2.58	-41	FPO	41
03-Aug-12	MBL	On Market Sale	AUD 2.52	-33	FPO	33
03-Aug-12	MBL	On Market Sale	AUD 2.52	-33	FPO	33
03-Aug-12	MBL	On Market Sale	AUD 2.55	-21	FPO	21
03-Aug-12	MBL	On Market Sale	AUD 2.57	-20	FPO	20
03-Aug-12	MBL	On Market Sale	AUD 2.56	-9	FPO	9
03-Aug-12	MBL	On Market Sale	AUD 2.53	-4	FPO	4
03-Aug-12	MBL	On Market Sale	AUD 2.57	-2	FPO	2
03-Aug-12	MBL	On Market Purchase	AUD 2.52	33	FPO	33
03-Aug-12	MBL	On Market Purchase	AUD 2.56	55	FPO	55
03-Aug-12	MBL	On Market Purchase	AUD 2.57	55	FPO	55
03-Aug-12	MBL	On Market Purchase	AUD 2.54	67	FPO	67
03-Aug-12	MBL	On Market Purchase	AUD 2.57	82	FPO	82

Date of change	Person whose relevant interest changed	Nature of change	Consideration	Number of securities affected	Class	Person's votes affected
03-Aug-12	MBL	On Market Purchase	AUD 2.57	103	FPO	103
03-Aug-12	MBL	On Market Purchase	AUD 2.53	106	FPO	106
03-Aug-12	MBL	On Market Purchase	AUD 2.55	160	FPO	160
03-Aug-12	MBL	On Market Purchase	AUD 2.57	162	FPO	162
03-Aug-12	MBL	On Market Purchase	AUD 2.54	215	FPO	215
03-Aug-12	MBL	On Market Purchase	AUD 2.57	346	FPO	346
03-Aug-12	MBL	On Market Purchase	AUD 2.58	692	FPO	692
03-Aug-12	MBL	On Market Purchase	AUD 2.57	882	FPO	882
06-Aug-12	MBL	On Market Sale	AUD 2.69	-4,026	FPO	4,026
06-Aug-12	MBL	On Market Sale	AUD 2.66	-650	FPO	650
06-Aug-12	MBL	On Market Sale	AUD 2.69	-158	FPO	158
06-Aug-12	MBL	On Market Sale	AUD 2.69	-132	FPO	132
06-Aug-12	MBL	On Market Sale	AUD 2.61	-105	FPO	105
06-Aug-12	MBL	On Market Sale	AUD 2.69	-105	FPO	105
06-Aug-12	MBL	On Market Sale	AUD 2.69	-84	FPO	84
06-Aug-12	MBL	On Market Sale	AUD 2.67	-81	FPO	81
06-Aug-12	MBL	On Market Sale	AUD 2.72	-80	FPO	80
06-Aug-12	MBL	On Market Sale	AUD 2.68	-79	FPO	79
06-Aug-12	MBL	On Market Sale	AUD 2.67	-54	FPO	54
06-Aug-12	MBL	On Market Sale	AUD 2.69	-53	FPO	53
06-Aug-12	MBL	On Market Sale	AUD 2.69	-44	FPO	44
06-Aug-12	MBL	On Market Sale	AUD 2.69	-39	FPO	39
06-Aug-12	MBL	On Market Sale	AUD 2.70	-26	FPO	26
06-Aug-12	MBL	On Market Sale	AUD 2.69	-26	FPO	26
06-Aug-12	MBL	On Market Purchase	AUD 2.69	26	FPO	26
06-Aug-12	MBL	On Market Purchase	AUD 2.66	51	FPO	51
06-Aug-12	MBL	On Market Purchase	AUD 2.70	51	FPO	51
06-Aug-12	MBL	On Market Purchase	AUD 2.66	56	FPO	56
06-Aug-12	MBL	On Market Purchase	AUD 2.62	68	FPO	68
06-Aug-12	MBL	On Market Purchase	AUD 2.66	81	FPO	81
06-Aug-12	MBL	On Market Purchase	AUD 2.68	106	FPO	106
06-Aug-12	MBL	On Market Purchase	AUD 2.68	126	FPO	126
06-Aug-12	MBL	On Market Purchase	AUD 2.67	126	FPO	126
06-Aug-12	MBL	On Market Purchase	AUD 2.69	126	FPO	126
06-Aug-12	MBL	On Market Purchase	AUD 2.67	142	FPO	142
06-Aug-12	MBL	On Market Purchase	AUD 2.68	156	FPO	156
06-Aug-12	MBL	On Market Purchase	AUD 2.69	156	FPO	156
06-Aug-12	MBL	On Market Purchase	AUD 2.66	318	FPO	318
06-Aug-12	MBL	On Market Purchase	AUD 2.66	561	FPO	561
06-Aug-12	MBL	On Market Purchase	AUD 2.60	629	FPO	629
06-Aug-12	MBL	On Market Purchase	AUD 2.66	2,215	FPO	2,215
07-Aug-12	MBL	On Market Sale	AUD 2.55	-932	FPO	932
07-Aug-12	MBL	On Market Sale	AUD 2.55	-191	FPO	191
07-Aug-12	MBL	On Market Sale	AUD 2.55	-186	FPO	186
07-Aug-12	MBL	On Market Sale	AUD 2.54	-172	FPO	172
07-Aug-12	MBL	On Market Sale	AUD 2.59	-141	FPO	141
07-Aug-12	MBL	On Market Sale	AUD 2.55	-114	FPO	114
07-Aug-12	MBL	On Market Sale	AUD 2.58	-110	FPO	110
07-Aug-12	MBL	On Market Sale	AUD 2.56	-109	FPO	109
07-Aug-12	MBL	On Market Sale	AUD 2.59	-83	FPO	83
07-Aug-12	MBL	On Market Sale	AUD 2.59	-68	FPO	68
07-Aug-12	MBL	On Market Sale	AUD 2.60	-58	FPO	58
07-Aug-12	MBL	On Market Sale	AUD 2.58	-28	FPO	28
07-Aug-12	MBL	On Market Sale	AUD 2.60	-25	FPO	25
07-Aug-12	MBL	On Market Sale	AUD 2.58	-12	FPO	12
07-Aug-12	MBL	On Market Purchase	AUD 2.54	1	FPO	1
07-Aug-12	MBL	On Market Purchase	AUD 2.55	31	FPO	31
07-Aug-12	MBL	On Market Purchase	AUD 2.59	53	FPO	53
07-Aug-12	MBL	On Market Purchase	AUD 2.58	56	FPO	56
07-Aug-12	MBL	On Market Purchase	AUD 2.58	56	FPO	56
07-Aug-12	MBL	On Market Purchase	AUD 2.58	80	FPO	80
07-Aug-12	MBL	On Market Purchase	AUD 2.55	85	FPO	85
07-Aug-12	MBL	On Market Purchase	AUD 2.56	108	FPO	108
07-Aug-12	MBL	On Market Purchase	AUD 2.54	115	FPO	115
07-Aug-12	MBL	On Market Purchase	AUD 2.58	116	FPO	116
07-Aug-12	MBL	On Market Purchase	AUD 2.59	133	FPO	133
07-Aug-12	MBL	On Market Purchase	AUD 2.55	223	FPO	223
07-Aug-12	MBL	On Market Purchase	AUD 2.56	232	FPO	232
07-Aug-12	MBL	On Market Purchase	AUD 2.58	302	FPO	302
07-Aug-12	MBL	On Market Purchase	AUD 2.54	345	FPO	345
07-Aug-12	MBL	On Market Purchase	AUD 2.55	356	FPO	356
07-Aug-12	MBL	On Market Purchase	AUD 2.55	928	FPO	928
07-Aug-12	MBL	On Market Purchase	AUD 2.54	1,552	FPO	1,552
08-Aug-12	MBL	On Market Sale	AUD 2.54	-1,046	FPO	1,046

Date of change	Person whose relevant interest changed	Nature of change	Consideration	Number of securities affected	Class	Person's votes affected
08-Aug-12	MBL	On Market Sale	AUD 2.48	-217	FPO	217
08-Aug-12	MBL	On Market Sale	AUD 2.53	-164	FPO	164
08-Aug-12	MBL	On Market Sale	AUD 2.51	-84	FPO	84
08-Aug-12	MBL	On Market Sale	AUD 2.53	-84	FPO	84
08-Aug-12	MBL	On Market Sale	AUD 2.51	-56	FPO	56
08-Aug-12	MBL	On Market Sale	AUD 2.51	-56	FPO	56
08-Aug-12	MBL	On Market Sale	AUD 2.51	-55	FPO	55
08-Aug-12	MBL	On Market Sale	AUD 2.52	-54	FPO	54
08-Aug-12	MBL	On Market Sale	AUD 2.50	-54	FPO	54
08-Aug-12	MBL	On Market Purchase	AUD 2.54	5	FPO	5
08-Aug-12	MBL	On Market Purchase	AUD 2.51	7	FPO	7
08-Aug-12	MBL	On Market Purchase	AUD 2.51	11	FPO	11
08-Aug-12	MBL	On Market Purchase	AUD 2.52	25	FPO	25
08-Aug-12	MBL	On Market Purchase	AUD 2.50	25	FPO	25
08-Aug-12	MBL	On Market Purchase	AUD 2.51	27	FPO	27
08-Aug-12	MBL	On Market Purchase	AUD 2.48	28	FPO	28
08-Aug-12	MBL	On Market Purchase	AUD 2.51	28	FPO	28
08-Aug-12	MBL	On Market Purchase	AUD 2.52	28	FPO	28
08-Aug-12	MBL	On Market Purchase	AUD 2.51	28	FPO	28
08-Aug-12	MBL	On Market Purchase	AUD 2.53	33	FPO	33
08-Aug-12	MBL	On Market Purchase	AUD 2.52	53	FPO	53
08-Aug-12	MBL	On Market Purchase	AUD 2.51	56	FPO	56
08-Aug-12	MBL	On Market Purchase	AUD 2.53	81	FPO	81
08-Aug-12	MBL	On Market Purchase	AUD 2.53	101	FPO	101
08-Aug-12	MBL	On Market Purchase	AUD 2.51	108	FPO	108
08-Aug-12	MBL	On Market Purchase	AUD 2.52	111	FPO	111
08-Aug-12	MBL	On Market Purchase	AUD 2.53	111	FPO	111
08-Aug-12	MBL	On Market Purchase	AUD 2.53	134	FPO	134
08-Aug-12	MBL	On Market Purchase	AUD 2.51	164	FPO	164
08-Aug-12	MBL	On Market Purchase	AUD 2.53	629	FPO	629
08-Aug-12	MBL	On Market Purchase	AUD 2.54	781	FPO	781
08-Aug-12	MBL	On Market Purchase	AUD 2.53	1,282	FPO	1,282
08-Aug-12	MBL	On Market Purchase	AUD 2.53	1,347	FPO	1,347
08-Aug-12	MBL	On Market Purchase	AUD 2.54	1,384	FPO	1,384
08-Aug-12	MBL	On Market Purchase	AUD 2.47	3,942	FPO	3,942
09-Aug-12	MBL	On Market Sale	AUD 2.53	-255	FPO	255
09-Aug-12	MBL	On Market Sale	AUD 2.53	-57	FPO	57
09-Aug-12	MBL	On Market Sale	AUD 2.51	-49	FPO	49
09-Aug-12	MBL	On Market Sale	AUD 2.53	-25	FPO	25
09-Aug-12	MBL	On Market Purchase	AUD 2.52	27	FPO	27
09-Aug-12	MBL	On Market Purchase	AUD 2.52	27	FPO	27
09-Aug-12	MBL	On Market Purchase	AUD 2.50	50	FPO	50
09-Aug-12	MBL	On Market Purchase	AUD 2.51	52	FPO	52
09-Aug-12	MBL	On Market Purchase	AUD 2.50	104	FPO	104
09-Aug-12	MBL	On Market Purchase	AUD 2.54	126	FPO	126
09-Aug-12	MBL	On Market Purchase	AUD 2.52	334	FPO	334
09-Aug-12	MBL	On Market Purchase	AUD 2.52	400	FPO	400
09-Aug-12	MBL	On Market Purchase	AUD 2.54	503	FPO	503
09-Aug-12	MBL	On Market Purchase	AUD 2.50	3,624	FPO	3,624
10-Aug-12	MBL	On Market Sale	AUD 2.50	-262	FPO	262
10-Aug-12	MBL	On Market Sale	AUD 2.49	-214	FPO	214
10-Aug-12	MBL	On Market Sale	AUD 2.48	-110	FPO	110
10-Aug-12	MBL	On Market Sale	AUD 2.50	-55	FPO	55
10-Aug-12	MBL	On Market Sale	AUD 2.50	-55	FPO	55
10-Aug-12	MBL	On Market Sale	AUD 2.50	-55	FPO	55
10-Aug-12	MBL	On Market Sale	AUD 2.50	-54	FPO	54
10-Aug-12	MBL	On Market Sale	AUD 2.50	-25	FPO	25
10-Aug-12	MBL	On Market Purchase	AUD 2.49	4	FPO	4
10-Aug-12	MBL	On Market Purchase	AUD 2.49	27	FPO	27
10-Aug-12	MBL	On Market Purchase	AUD 2.49	50	FPO	50
10-Aug-12	MBL	On Market Purchase	AUD 2.49	53	FPO	53
10-Aug-12	MBL	On Market Purchase	AUD 2.49	54	FPO	54
10-Aug-12	MBL	On Market Purchase	AUD 2.50	55	FPO	55
10-Aug-12	MBL	On Market Purchase	AUD 2.50	110	FPO	110
10-Aug-12	MBL	On Market Purchase	AUD 2.49	110	FPO	110
10-Aug-12	MBL	On Market Purchase	AUD 2.49	161	FPO	161
10-Aug-12	MBL	On Market Purchase	AUD 2.50	161	FPO	161
10-Aug-12	MBL	On Market Purchase	AUD 2.50	252	FPO	252
10-Aug-12	MBL	On Market Purchase	AUD 2.49	371	FPO	371
10-Aug-12	MBL	On Market Purchase	AUD 2.49	681	FPO	681
10-Aug-12	MBL	On Market Purchase	AUD 2.48	3,805	FPO	3,805
13-Aug-12	MBL	On Market Sale	AUD 2.54	-766	FPO	766
13-Aug-12	MBL	On Market Sale	AUD 2.53	-109	FPO	109
13-Aug-12	MBL	On Market Sale	AUD 2.56	-108	FPO	108

Date of change	Person whose relevant interest changed	Nature of change	Consideration	Number of securities affected	Class	Person's votes affected
13-Aug-12	MBL	On Market Sale	AUD 2.54	-105	FPO	105
13-Aug-12	MBL	On Market Sale	AUD 2.58	-103	FPO	103
13-Aug-12	MBL	On Market Sale	AUD 2.51	-80	FPO	80
13-Aug-12	MBL	On Market Sale	AUD 2.56	-52	FPO	52
13-Aug-12	MBL	On Market Sale	AUD 2.54	-51	FPO	51
13-Aug-12	MBL	On Market Sale	AUD 2.52	-26	FPO	26
13-Aug-12	MBL	On Market Purchase	AUD 2.57	50	FPO	50
13-Aug-12	MBL	On Market Purchase	AUD 2.58	51	FPO	51
13-Aug-12	MBL	On Market Purchase	AUD 2.55	54	FPO	54
13-Aug-12	MBL	On Market Purchase	AUD 2.52	81	FPO	81
13-Aug-12	MBL	On Market Purchase	AUD 2.56	105	FPO	105
13-Aug-12	MBL	On Market Purchase	AUD 2.59	106	FPO	106
13-Aug-12	MBL	On Market Purchase	AUD 2.54	124	FPO	124
13-Aug-12	MBL	On Market Purchase	AUD 2.53	126	FPO	126
13-Aug-12	MBL	On Market Purchase	AUD 2.55	178	FPO	178
13-Aug-12	MBL	On Market Purchase	AUD 2.55	316	FPO	316
13-Aug-12	MBL	On Market Purchase	AUD 2.54	396	FPO	396
13-Aug-12	MBL	On Market Purchase	AUD 2.54	433	FPO	433
13-Aug-12	MBL	On Market Purchase	AUD 2.52	503	FPO	503
13-Aug-12	MBL	On Market Purchase	AUD 2.55	713	FPO	713
13-Aug-12	MBL	On Market Purchase	AUD 2.54	2,264	FPO	2,264
14-Aug-12	MBL	On Market Sale	AUD 2.55	-920	FPO	920
14-Aug-12	MBL	On Market Sale	AUD 2.52	-277	FPO	277
14-Aug-12	MBL	On Market Sale	AUD 2.52	-185	FPO	185
14-Aug-12	MBL	On Market Sale	AUD 2.51	-105	FPO	105
14-Aug-12	MBL	On Market Sale	AUD 2.55	-82	FPO	82
14-Aug-12	MBL	On Market Sale	AUD 2.51	-82	FPO	82
14-Aug-12	MBL	On Market Sale	AUD 2.51	-67	FPO	67
14-Aug-12	MBL	On Market Sale	AUD 2.53	-55	FPO	55
14-Aug-12	MBL	On Market Sale	AUD 2.55	-55	FPO	55
14-Aug-12	MBL	On Market Sale	AUD 2.51	-54	FPO	54
14-Aug-12	MBL	On Market Purchase	AUD 2.52	1	FPO	1
14-Aug-12	MBL	On Market Purchase	AUD 2.55	2	FPO	2
14-Aug-12	MBL	On Market Purchase	AUD 2.55	8	FPO	8
14-Aug-12	MBL	On Market Purchase	AUD 2.52	18	FPO	18
14-Aug-12	MBL	On Market Purchase	AUD 2.50	28	FPO	28
14-Aug-12	MBL	On Market Purchase	AUD 2.55	44	FPO	44
14-Aug-12	MBL	On Market Purchase	AUD 2.55	51	FPO	51
14-Aug-12	MBL	On Market Purchase	AUD 2.52	52	FPO	52
14-Aug-12	MBL	On Market Purchase	AUD 2.55	56	FPO	56
14-Aug-12	MBL	On Market Purchase	AUD 2.56	68	FPO	68
14-Aug-12	MBL	On Market Purchase	AUD 2.53	74	FPO	74
14-Aug-12	MBL	On Market Purchase	AUD 2.54	79	FPO	79
14-Aug-12	MBL	On Market Purchase	AUD 2.55	86	FPO	86
14-Aug-12	MBL	On Market Purchase	AUD 2.52	95	FPO	95
14-Aug-12	MBL	On Market Purchase	AUD 2.55	100	FPO	100
14-Aug-12	MBL	On Market Purchase	AUD 2.55	126	FPO	126
14-Aug-12	MBL	On Market Purchase	AUD 2.55	126	FPO	126
14-Aug-12	MBL	On Market Purchase	AUD 2.55	126	FPO	126
14-Aug-12	MBL	On Market Purchase	AUD 2.53	126	FPO	126
14-Aug-12	MBL	On Market Purchase	AUD 2.52	138	FPO	138
14-Aug-12	MBL	On Market Purchase	AUD 2.55	155	FPO	155
14-Aug-12	MBL	On Market Purchase	AUD 2.55	155	FPO	155
14-Aug-12	MBL	On Market Purchase	AUD 2.52	334	FPO	334
14-Aug-12	MBL	On Market Purchase	AUD 2.55	815	FPO	815
14-Aug-12	MBL	On Market Purchase	AUD 2.51	1,073	FPO	1,073
14-Aug-12	MBL	On Market Purchase	AUD 2.51	2,874	FPO	2,874
14-Aug-12	MBL	On Market Purchase	AUD 2.51	4,507	FPO	4,507
15-Aug-12	MBL	On Market Sale	AUD 2.46	-1,308	FPO	1,308
15-Aug-12	MBL	On Market Sale	AUD 2.46	-310	FPO	310
15-Aug-12	MBL	On Market Sale	AUD 2.49	-100	FPO	100
15-Aug-12	MBL	On Market Sale	AUD 2.49	-61	FPO	61
15-Aug-12	MBL	On Market Sale	AUD 2.48	-56	FPO	56
15-Aug-12	MBL	On Market Sale	AUD 2.50	-56	FPO	56
15-Aug-12	MBL	On Market Sale	AUD 2.48	-50	FPO	50
15-Aug-12	MBL	On Market Sale	AUD 2.47	-44	FPO	44
15-Aug-12	MBL	On Market Sale	AUD 2.48	-36	FPO	36
15-Aug-12	MBL	On Market Sale	AUD 2.49	-33	FPO	33
15-Aug-12	MBL	On Market Sale	AUD 2.49	-31	FPO	31
15-Aug-12	MBL	On Market Sale	AUD 2.49	-31	FPO	31
15-Aug-12	MBL	On Market Sale	AUD 2.47	-30	FPO	30
15-Aug-12	MBL	On Market Sale	AUD 2.49	-29	FPO	29
15-Aug-12	MBL	On Market Sale	AUD 2.50	-28	FPO	28
15-Aug-12	MBL	On Market Sale	AUD 2.48	-19	FPO	19

Date of change	Person whose relevant interest changed	Nature of change	Consideration	Number of securities affected	Class	Person's votes affected
15-Aug-12	MBL	On Market Purchase	AUD 2.47	1	FPO	1
15-Aug-12	MBL	On Market Purchase	AUD 2.50	27	FPO	27
15-Aug-12	MBL	On Market Purchase	AUD 2.49	27	FPO	27
15-Aug-12	MBL	On Market Purchase	AUD 2.48	33	FPO	33
15-Aug-12	MBL	On Market Purchase	AUD 2.49	33	FPO	33
15-Aug-12	MBL	On Market Purchase	AUD 2.49	33	FPO	33
15-Aug-12	MBL	On Market Purchase	AUD 2.52	54	FPO	54
15-Aug-12	MBL	On Market Purchase	AUD 2.48	63	FPO	63
15-Aug-12	MBL	On Market Purchase	AUD 2.47	105	FPO	105
15-Aug-12	MBL	On Market Purchase	AUD 2.49	109	FPO	109
15-Aug-12	MBL	On Market Purchase	AUD 2.47	126	FPO	126
15-Aug-12	MBL	On Market Purchase	AUD 2.47	127	FPO	127
15-Aug-12	MBL	On Market Purchase	AUD 2.51	208	FPO	208
15-Aug-12	MBL	On Market Purchase	AUD 2.49	267	FPO	267
15-Aug-12	MBL	On Market Purchase	AUD 2.47	430	FPO	430
15-Aug-12	MBL	On Market Purchase	AUD 2.50	1,292	FPO	1,292
16-Aug-12	MBL	On Market Sale	AUD 2.43	-1,194	FPO	1,194
16-Aug-12	MBL	On Market Sale	AUD 2.43	-780	FPO	780
16-Aug-12	MBL	On Market Sale	AUD 2.46	-629	FPO	629
16-Aug-12	MBL	On Market Sale	AUD 2.43	-163	FPO	163
16-Aug-12	MBL	On Market Sale	AUD 2.43	-113	FPO	113
16-Aug-12	MBL	On Market Sale	AUD 2.46	-108	FPO	108
16-Aug-12	MBL	On Market Sale	AUD 2.43	-82	FPO	82
16-Aug-12	MBL	On Market Sale	AUD 2.43	-77	FPO	77
16-Aug-12	MBL	On Market Sale	AUD 2.42	-70	FPO	70
16-Aug-12	MBL	On Market Sale	AUD 2.42	-57	FPO	57
16-Aug-12	MBL	On Market Sale	AUD 2.43	-55	FPO	55
16-Aug-12	MBL	On Market Sale	AUD 2.46	-52	FPO	52
16-Aug-12	MBL	On Market Purchase	AUD 2.46	1	FPO	1
16-Aug-12	MBL	On Market Purchase	AUD 2.43	28	FPO	28
16-Aug-12	MBL	On Market Purchase	AUD 2.43	47	FPO	47
16-Aug-12	MBL	On Market Purchase	AUD 2.46	51	FPO	51
16-Aug-12	MBL	On Market Purchase	AUD 2.42	78	FPO	78
16-Aug-12	MBL	On Market Purchase	AUD 2.44	79	FPO	79
16-Aug-12	MBL	On Market Purchase	AUD 2.42	82	FPO	82
16-Aug-12	MBL	On Market Purchase	AUD 2.45	108	FPO	108
16-Aug-12	MBL	On Market Purchase	AUD 2.43	113	FPO	113
16-Aug-12	MBL	On Market Purchase	AUD 2.44	126	FPO	126
16-Aug-12	MBL	On Market Purchase	AUD 2.45	142	FPO	142
16-Aug-12	MBL	On Market Purchase	AUD 2.42	160	FPO	160
16-Aug-12	MBL	On Market Purchase	AUD 2.43	326	FPO	326
16-Aug-12	MBL	On Market Purchase	AUD 2.43	371	FPO	371
16-Aug-12	MBL	On Market Purchase	AUD 2.43	1,058	FPO	1,058
16-Aug-12	MBL	On Market Purchase	AUD 2.44	1,275	FPO	1,275
17-Aug-12	MBL	On Market Sale	AUD 2.45	-785	FPO	785
17-Aug-12	MBL	On Market Sale	AUD 2.45	-223	FPO	223
17-Aug-12	MBL	On Market Sale	AUD 2.45	-82	FPO	82
17-Aug-12	MBL	On Market Sale	AUD 2.45	-77	FPO	77
17-Aug-12	MBL	On Market Sale	AUD 2.45	-47	FPO	47
17-Aug-12	MBL	On Market Sale	AUD 2.46	-27	FPO	27
17-Aug-12	MBL	On Market Sale	AUD 2.46	-9	FPO	9
17-Aug-12	MBL	On Market Purchase	AUD 2.45	35	FPO	35
17-Aug-12	MBL	On Market Purchase	AUD 2.45	80	FPO	80
17-Aug-12	MBL	On Market Purchase	AUD 2.44	81	FPO	81
17-Aug-12	MBL	On Market Purchase	AUD 2.45	83	FPO	83
17-Aug-12	MBL	On Market Purchase	AUD 2.44	151	FPO	151
17-Aug-12	MBL	On Market Purchase	AUD 2.45	223	FPO	223
17-Aug-12	MBL	On Market Purchase	AUD 2.44	264	FPO	264
17-Aug-12	MBL	On Market Purchase	AUD 2.45	290	FPO	290
17-Aug-12	MBL	On Market Purchase	AUD 2.41	377	FPO	377
17-Aug-12	MBL	On Market Purchase	AUD 2.45	452	FPO	452
17-Aug-12	MBL	On Market Purchase	AUD 2.44	710	FPO	710
17-Aug-12	MBL	On Market Purchase	AUD 2.45	2,769	FPO	2,769
20-Aug-12	MBL	On Market Sale	AUD 2.47	-1,642	FPO	1,642
20-Aug-12	MBL	On Market Sale	AUD 2.49	-266	FPO	266
20-Aug-12	MBL	On Market Sale	AUD 2.51	-204	FPO	204
20-Aug-12	MBL	On Market Sale	AUD 2.49	-187	FPO	187
20-Aug-12	MBL	On Market Sale	AUD 2.49	-185	FPO	185
20-Aug-12	MBL	On Market Sale	AUD 2.52	-111	FPO	111
20-Aug-12	MBL	On Market Sale	AUD 2.53	-101	FPO	101
20-Aug-12	MBL	On Market Sale	AUD 2.53	-99	FPO	99
20-Aug-12	MBL	On Market Sale	AUD 2.50	-73	FPO	73
20-Aug-12	MBL	On Market Sale	AUD 2.53	-52	FPO	52
20-Aug-12	MBL	On Market Sale	AUD 2.51	-39	FPO	39

Date of change	Person whose relevant interest changed	Nature of change	Consideration	Number of securities affected	Class	Person's votes affected
20-Aug-12	MBL	On Market Sale	AUD 2.51	-26	FPO	26
20-Aug-12	MBL	On Market Purchase	AUD 2.50	26	FPO	26
20-Aug-12	MBL	On Market Purchase	AUD 2.47	26	FPO	26
20-Aug-12	MBL	On Market Purchase	AUD 2.49	39	FPO	39
20-Aug-12	MBL	On Market Purchase	AUD 2.51	39	FPO	39
20-Aug-12	MBL	On Market Purchase	AUD 2.52	48	FPO	48
20-Aug-12	MBL	On Market Purchase	AUD 2.48	62	FPO	62
20-Aug-12	MBL	On Market Purchase	AUD 2.52	64	FPO	64
20-Aug-12	MBL	On Market Purchase	AUD 2.49	79	FPO	79
20-Aug-12	MBL	On Market Purchase	AUD 2.51	102	FPO	102
20-Aug-12	MBL	On Market Purchase	AUD 2.49	186	FPO	186
20-Aug-12	MBL	On Market Purchase	AUD 2.53	260	FPO	260
20-Aug-12	MBL	On Market Purchase	AUD 2.52	321	FPO	321
20-Aug-12	MBL	On Market Purchase	AUD 2.49	707	FPO	707
20-Aug-12	MBL	On Market Purchase	AUD 2.48	730	FPO	730
20-Aug-12	MBL	On Market Purchase	AUD 2.47	936	FPO	936
20-Aug-12	MBL	On Market Purchase	AUD 2.50	974	FPO	974
20-Aug-12	MBL	On Market Purchase	AUD 2.47	1,055	FPO	1,055
20-Aug-12	MBL	On Market Purchase	AUD 2.52	1,082	FPO	1,082
20-Aug-12	MBL	On Market Purchase	AUD 2.47	3,932	FPO	3,932
21-Aug-12	MBL	On Market Sale	AUD 2.54	-527	FPO	527
21-Aug-12	MBL	On Market Sale	AUD 2.53	-467	FPO	467
21-Aug-12	MBL	On Market Sale	AUD 2.53	-348	FPO	348
21-Aug-12	MBL	On Market Sale	AUD 2.55	-100	FPO	100
21-Aug-12	MBL	On Market Sale	AUD 2.57	-97	FPO	97
21-Aug-12	MBL	On Market Sale	AUD 2.56	-87	FPO	87
21-Aug-12	MBL	On Market Sale	AUD 2.50	-71	FPO	71
21-Aug-12	MBL	On Market Sale	AUD 2.49	-57	FPO	57
21-Aug-12	MBL	On Market Sale	AUD 2.55	-53	FPO	53
21-Aug-12	MBL	On Market Sale	AUD 2.54	-28	FPO	28
21-Aug-12	MBL	On Market Sale	AUD 2.55	-28	FPO	28
21-Aug-12	MBL	On Market Sale	AUD 2.56	-26	FPO	26
21-Aug-12	MBL	On Market Sale	AUD 2.49	-25	FPO	25
21-Aug-12	MBL	On Market Purchase	AUD 2.49	26	FPO	26
21-Aug-12	MBL	On Market Purchase	AUD 2.56	28	FPO	28
21-Aug-12	MBL	On Market Purchase	AUD 2.50	43	FPO	43
21-Aug-12	MBL	On Market Purchase	AUD 2.55	50	FPO	50
21-Aug-12	MBL	On Market Purchase	AUD 2.56	56	FPO	56
21-Aug-12	MBL	On Market Purchase	AUD 2.49	56	FPO	56
21-Aug-12	MBL	On Market Purchase	AUD 2.53	58	FPO	58
21-Aug-12	MBL	On Market Purchase	AUD 2.55	98	FPO	98
21-Aug-12	MBL	On Market Purchase	AUD 2.48	151	FPO	151
21-Aug-12	MBL	On Market Purchase	AUD 2.49	177	FPO	177
21-Aug-12	MBL	On Market Purchase	AUD 2.49	251	FPO	251
21-Aug-12	MBL	On Market Purchase	AUD 2.54	776	FPO	776
21-Aug-12	MBL	On Market Purchase	AUD 2.54	2,498	FPO	2,498
22-Aug-12	MBL	On Market Sale	AUD 2.56	-412	FPO	412
22-Aug-12	MBL	On Market Sale	AUD 2.57	-290	FPO	290
22-Aug-12	MBL	On Market Sale	AUD 2.58	-277	FPO	277
22-Aug-12	MBL	On Market Sale	AUD 2.57	-262	FPO	262
22-Aug-12	MBL	On Market Sale	AUD 2.55	-142	FPO	142
22-Aug-12	MBL	On Market Sale	AUD 2.57	-126	FPO	126
22-Aug-12	MBL	On Market Sale	AUD 2.56	-84	FPO	84
22-Aug-12	MBL	On Market Sale	AUD 2.57	-83	FPO	83
22-Aug-12	MBL	On Market Sale	AUD 2.55	-52	FPO	52
22-Aug-12	MBL	On Market Sale	AUD 2.57	-52	FPO	52
22-Aug-12	MBL	On Market Sale	AUD 2.56	-40	FPO	40
22-Aug-12	MBL	On Market Sale	AUD 2.55	-27	FPO	27
22-Aug-12	MBL	On Market Sale	AUD 2.55	-27	FPO	27
22-Aug-12	MBL	On Market Sale	AUD 2.56	-27	FPO	27
22-Aug-12	MBL	On Market Sale	AUD 2.56	-23	FPO	23
22-Aug-12	MBL	On Market Sale	AUD 2.57	-13	FPO	13
22-Aug-12	MBL	On Market Purchase	AUD 2.55	23	FPO	23
22-Aug-12	MBL	On Market Purchase	AUD 2.56	53	FPO	53
22-Aug-12	MBL	On Market Purchase	AUD 2.57	82	FPO	82
22-Aug-12	MBL	On Market Purchase	AUD 2.55	84	FPO	84
22-Aug-12	MBL	On Market Purchase	AUD 2.55	136	FPO	136
22-Aug-12	MBL	On Market Purchase	AUD 2.57	209	FPO	209
22-Aug-12	MBL	On Market Purchase	AUD 2.58	754	FPO	754
22-Aug-12	MBL	On Market Purchase	AUD 2.58	909	FPO	909
23-Aug-12	MBL	On Market Sale	AUD 2.60	-1,300	FPO	1,300
23-Aug-12	MBL	On Market Sale	AUD 2.60	-1,250	FPO	1,250
23-Aug-12	MBL	On Market Sale	AUD 2.58	-553	FPO	553
23-Aug-12	MBL	On Market Sale	AUD 2.58	-437	FPO	437

Date of change	Person whose relevant interest changed	Nature of change	Consideration	Number of securities affected	Class	Person's votes affected
23-Aug-12	MBL	On Market Sale	AUD 2.60	-302	FPO	302
23-Aug-12	MBL	On Market Sale	AUD 2.60	-287	FPO	287
23-Aug-12	MBL	On Market Sale	AUD 2.62	-277	FPO	277
23-Aug-12	MBL	On Market Sale	AUD 2.59	-217	FPO	217
23-Aug-12	MBL	On Market Sale	AUD 2.60	-142	FPO	142
23-Aug-12	MBL	On Market Sale	AUD 2.59	-126	FPO	126
23-Aug-12	MBL	On Market Sale	AUD 2.61	-85	FPO	85
23-Aug-12	MBL	On Market Sale	AUD 2.62	-81	FPO	81
23-Aug-12	MBL	On Market Sale	AUD 2.60	-65	FPO	65
23-Aug-12	MBL	On Market Purchase	AUD 2.61	27	FPO	27
23-Aug-12	MBL	On Market Purchase	AUD 2.60	59	FPO	59
23-Aug-12	MBL	On Market Purchase	AUD 2.61	76	FPO	76
23-Aug-12	MBL	On Market Purchase	AUD 2.60	85	FPO	85
23-Aug-12	MBL	On Market Purchase	AUD 2.60	115	FPO	115
23-Aug-12	MBL	On Market Purchase	AUD 2.60	117	FPO	117
23-Aug-12	MBL	On Market Purchase	AUD 2.60	128	FPO	128
23-Aug-12	MBL	On Market Purchase	AUD 2.60	140	FPO	140
23-Aug-12	MBL	On Market Purchase	AUD 2.57	168	FPO	168
23-Aug-12	MBL	On Market Purchase	AUD 2.58	174	FPO	174
23-Aug-12	MBL	On Market Purchase	AUD 2.58	241	FPO	241
23-Aug-12	MBL	On Market Purchase	AUD 2.58	371	FPO	371
23-Aug-12	MBL	On Market Purchase	AUD 2.60	553	FPO	553
23-Aug-12	MBL	On Market Purchase	AUD 2.62	628	FPO	628
23-Aug-12	MBL	On Market Purchase	AUD 2.58	1,121	FPO	1,121
24-Aug-12	MBL	On Market Sale	AUD 2.51	-662	FPO	662
24-Aug-12	MBL	On Market Sale	AUD 2.57	-503	FPO	503
24-Aug-12	MBL	On Market Sale	AUD 2.51	-412	FPO	412
24-Aug-12	MBL	On Market Sale	AUD 2.51	-67	FPO	67
24-Aug-12	MBL	On Market Sale	AUD 2.51	-46	FPO	46
24-Aug-12	MBL	On Market Sale	AUD 2.52	-32	FPO	32
24-Aug-12	MBL	On Market Sale	AUD 2.55	-32	FPO	32
24-Aug-12	MBL	On Market Sale	AUD 2.55	-23	FPO	23
24-Aug-12	MBL	On Market Sale	AUD 2.55	-23	FPO	23
24-Aug-12	MBL	On Market Sale	AUD 2.56	-10	FPO	10
24-Aug-12	MBL	On Market Purchase	AUD 2.52	1	FPO	1
24-Aug-12	MBL	On Market Purchase	AUD 2.57	11	FPO	11
24-Aug-12	MBL	On Market Purchase	AUD 2.56	11	FPO	11
24-Aug-12	MBL	On Market Purchase	AUD 2.55	23	FPO	23
24-Aug-12	MBL	On Market Purchase	AUD 2.53	46	FPO	46
24-Aug-12	MBL	On Market Purchase	AUD 2.56	55	FPO	55
24-Aug-12	MBL	On Market Purchase	AUD 2.51	81	FPO	81
24-Aug-12	MBL	On Market Purchase	AUD 2.51	104	FPO	104
24-Aug-12	MBL	On Market Purchase	AUD 2.51	141	FPO	141
24-Aug-12	MBL	On Market Purchase	AUD 2.51	141	FPO	141
24-Aug-12	MBL	On Market Purchase	AUD 2.51	319	FPO	319
24-Aug-12	MBL	On Market Purchase	AUD 2.50	547	FPO	547
24-Aug-12	MBL	On Market Purchase	AUD 2.50	976	FPO	976
27-Aug-12	MBL	On Market Sale	AUD 2.50	-2,576	FPO	2,576
27-Aug-12	MBL	On Market Sale	AUD 2.50	-1,967	FPO	1,967
27-Aug-12	MBL	On Market Sale	AUD 2.50	-1,265	FPO	1,265
27-Aug-12	MBL	On Market Sale	AUD 2.50	-779	FPO	779
27-Aug-12	MBL	On Market Sale	AUD 2.50	-660	FPO	660
27-Aug-12	MBL	On Market Sale	AUD 2.50	-132	FPO	132
27-Aug-12	MBL	On Market Sale	AUD 2.50	-110	FPO	110
27-Aug-12	MBL	On Market Sale	AUD 2.48	-107	FPO	107
27-Aug-12	MBL	On Market Sale	AUD 2.52	-81	FPO	81
27-Aug-12	MBL	On Market Sale	AUD 2.49	-55	FPO	55
27-Aug-12	MBL	On Market Purchase	AUD 2.47	53	FPO	53
27-Aug-12	MBL	On Market Purchase	AUD 2.49	55	FPO	55
27-Aug-12	MBL	On Market Purchase	AUD 2.52	102	FPO	102
27-Aug-12	MBL	On Market Purchase	AUD 2.49	248	FPO	248
27-Aug-12	MBL	On Market Purchase	AUD 2.52	377	FPO	377
27-Aug-12	MBL	On Market Purchase	AUD 2.50	412	FPO	412
27-Aug-12	MBL	On Market Purchase	AUD 2.50	728	FPO	728
27-Aug-12	MBL	On Market Purchase	AUD 2.50	3,984	FPO	3,984
28-Aug-12	MBL	On Market Sale	AUD 2.52	-1,317	FPO	1,317
28-Aug-12	MBL	On Market Sale	AUD 2.53	-615	FPO	615
28-Aug-12	MBL	On Market Sale	AUD 2.54	-129	FPO	129
28-Aug-12	MBL	On Market Sale	AUD 2.53	-82	FPO	82
28-Aug-12	MBL	On Market Sale	AUD 2.51	-54	FPO	54
28-Aug-12	MBL	On Market Sale	AUD 2.51	-51	FPO	51
28-Aug-12	MBL	On Market Sale	AUD 2.51	-27	FPO	27
28-Aug-12	MBL	On Market Sale	AUD 2.52	-26	FPO	26
28-Aug-12	MBL	On Market Sale	AUD 2.50	-25	FPO	25

Date of change	Person whose relevant interest changed	Nature of change	Consideration	Number of securities affected	Class	Person's votes affected
28-Aug-12	MBL	On Market Purchase	AUD 2.49	25	FPO	25
28-Aug-12	MBL	On Market Purchase	AUD 2.52	27	FPO	27
28-Aug-12	MBL	On Market Purchase	AUD 2.52	75	FPO	75
28-Aug-12	MBL	On Market Purchase	AUD 2.54	157	FPO	157
28-Aug-12	MBL	On Market Purchase	AUD 2.49	162	FPO	162
28-Aug-12	MBL	On Market Purchase	AUD 2.52	273	FPO	273
28-Aug-12	MBL	On Market Purchase	AUD 2.50	503	FPO	503
28-Aug-12	MBL	On Market Purchase	AUD 2.52	797	FPO	797
28-Aug-12	MBL	On Market Purchase	AUD 2.53	810	FPO	810
29-Aug-12	MBL	On Market Sale	AUD 2.62	-3,051	FPO	3,051
29-Aug-12	MBL	On Market Sale	AUD 2.53	-2,081	FPO	2,081
29-Aug-12	MBL	On Market Sale	AUD 2.60	-1,086	FPO	1,086
29-Aug-12	MBL	On Market Sale	AUD 2.54	-678	FPO	678
29-Aug-12	MBL	On Market Sale	AUD 2.58	-531	FPO	531
29-Aug-12	MBL	On Market Sale	AUD 2.61	-502	FPO	502
29-Aug-12	MBL	On Market Sale	AUD 2.63	-473	FPO	473
29-Aug-12	MBL	On Market Sale	AUD 2.63	-469	FPO	469
29-Aug-12	MBL	On Market Sale	AUD 2.61	-412	FPO	412
29-Aug-12	MBL	On Market Sale	AUD 2.59	-411	FPO	411
29-Aug-12	MBL	On Market Sale	AUD 2.60	-158	FPO	158
29-Aug-12	MBL	On Market Sale	AUD 2.57	-156	FPO	156
29-Aug-12	MBL	On Market Sale	AUD 2.54	-154	FPO	154
29-Aug-12	MBL	On Market Sale	AUD 2.59	-132	FPO	132
29-Aug-12	MBL	On Market Sale	AUD 2.60	-106	FPO	106
29-Aug-12	MBL	On Market Sale	AUD 2.52	-104	FPO	104
29-Aug-12	MBL	On Market Sale	AUD 2.53	-103	FPO	103
29-Aug-12	MBL	On Market Sale	AUD 2.52	-81	FPO	81
29-Aug-12	MBL	On Market Sale	AUD 2.53	-26	FPO	26
29-Aug-12	MBL	On Market Purchase	AUD 2.52	4	FPO	4
29-Aug-12	MBL	On Market Purchase	AUD 2.52	54	FPO	54
29-Aug-12	MBL	On Market Purchase	AUD 2.53	54	FPO	54
29-Aug-12	MBL	On Market Purchase	AUD 2.59	79	FPO	79
29-Aug-12	MBL	On Market Purchase	AUD 2.60	79	FPO	79
29-Aug-12	MBL	On Market Purchase	AUD 2.52	79	FPO	79
29-Aug-12	MBL	On Market Purchase	AUD 2.61	105	FPO	105
29-Aug-12	MBL	On Market Purchase	AUD 2.53	108	FPO	108
29-Aug-12	MBL	On Market Purchase	AUD 2.59	159	FPO	159
29-Aug-12	MBL	On Market Purchase	AUD 2.54	162	FPO	162
29-Aug-12	MBL	On Market Purchase	AUD 2.59	197	FPO	197
29-Aug-12	MBL	On Market Purchase	AUD 2.58	237	FPO	237
29-Aug-12	MBL	On Market Purchase	AUD 2.59	260	FPO	260
29-Aug-12	MBL	On Market Purchase	AUD 2.57	319	FPO	319
29-Aug-12	MBL	On Market Purchase	AUD 2.61	358	FPO	358
29-Aug-12	MBL	On Market Purchase	AUD 2.62	502	FPO	502
29-Aug-12	MBL	On Market Purchase	AUD 2.53	523	FPO	523
29-Aug-12	MBL	On Market Purchase	AUD 2.62	651	FPO	651
29-Aug-12	MBL	On Market Purchase	AUD 2.62	734	FPO	734
29-Aug-12	MBL	On Market Purchase	AUD 2.53	1,285	FPO	1,285
29-Aug-12	MBL	On Market Purchase	AUD 2.52	1,438	FPO	1,438
30-Aug-12	MBL	On Market Sale	AUD 2.67	-3,959	FPO	3,959
30-Aug-12	MBL	On Market Sale	AUD 2.66	-2,750	FPO	2,750
30-Aug-12	MBL	On Market Sale	AUD 2.68	-2,562	FPO	2,562
30-Aug-12	MBL	On Market Sale	AUD 2.67	-621	FPO	621
30-Aug-12	MBL	On Market Sale	AUD 2.66	-210	FPO	210
30-Aug-12	MBL	On Market Sale	AUD 2.66	-199	FPO	199
30-Aug-12	MBL	On Market Sale	AUD 2.63	-141	FPO	141
30-Aug-12	MBL	On Market Sale	AUD 2.62	-108	FPO	108
30-Aug-12	MBL	On Market Sale	AUD 2.66	-104	FPO	104
30-Aug-12	MBL	On Market Sale	AUD 2.66	-84	FPO	84
30-Aug-12	MBL	On Market Sale	AUD 2.62	-81	FPO	81
30-Aug-12	MBL	On Market Sale	AUD 2.65	-77	FPO	77
30-Aug-12	MBL	On Market Sale	AUD 2.62	-54	FPO	54
30-Aug-12	MBL	On Market Sale	AUD 2.65	-53	FPO	53
30-Aug-12	MBL	On Market Sale	AUD 2.66	-29	FPO	29
30-Aug-12	MBL	On Market Sale	AUD 2.65	-28	FPO	28
30-Aug-12	MBL	On Market Sale	AUD 2.63	-27	FPO	27
30-Aug-12	MBL	On Market Purchase	AUD 2.62	27	FPO	27
30-Aug-12	MBL	On Market Purchase	AUD 2.63	30	FPO	30
30-Aug-12	MBL	On Market Purchase	AUD 2.61	76	FPO	76
30-Aug-12	MBL	On Market Purchase	AUD 2.63	76	FPO	76
30-Aug-12	MBL	On Market Purchase	AUD 2.62	81	FPO	81
30-Aug-12	MBL	On Market Purchase	AUD 2.62	100	FPO	100
30-Aug-12	MBL	On Market Purchase	AUD 2.66	107	FPO	107
30-Aug-12	MBL	On Market Purchase	AUD 2.63	251	FPO	251

Date of change	Person whose relevant interest changed	Nature of change	Consideration	Number of securities affected	Class	Person's votes affected
30-Aug-12	MBL	On Market Purchase	AUD 2.66	252	FPO	252
30-Aug-12	MBL	On Market Purchase	AUD 2.67	319	FPO	319
30-Aug-12	MBL	On Market Purchase	AUD 2.68	566	FPO	566
31-Aug-12	MBL	On Market Sale	AUD 2.67	-1,463	FPO	1,463
31-Aug-12	MBL	On Market Sale	AUD 2.67	-986	FPO	986
31-Aug-12	MBL	On Market Sale	AUD 2.67	-437	FPO	437
31-Aug-12	MBL	On Market Sale	AUD 2.68	-373	FPO	373
31-Aug-12	MBL	On Market Sale	AUD 2.67	-275	FPO	275
31-Aug-12	MBL	On Market Sale	AUD 2.68	-220	FPO	220
31-Aug-12	MBL	On Market Sale	AUD 2.67	-100	FPO	100
31-Aug-12	MBL	On Market Sale	AUD 2.68	-20	FPO	20
31-Aug-12	MBL	On Market Purchase	AUD 2.67	24	FPO	24
31-Aug-12	MBL	On Market Purchase	AUD 2.67	27	FPO	27
31-Aug-12	MBL	On Market Purchase	AUD 2.67	115	FPO	115
31-Aug-12	MBL	On Market Purchase	AUD 2.67	132	FPO	132
31-Aug-12	MBL	On Market Purchase	AUD 2.67	153	FPO	153
31-Aug-12	MBL	On Market Purchase	AUD 2.68	189	FPO	189
31-Aug-12	MBL	On Market Purchase	AUD 2.67	216	FPO	216
31-Aug-12	MBL	On Market Purchase	AUD 2.68	219	FPO	219
31-Aug-12	MBL	On Market Purchase	AUD 2.67	230	FPO	230
31-Aug-12	MBL	On Market Purchase	AUD 2.67	628	FPO	628
31-Aug-12	MBL	On Market Purchase	AUD 2.67	979	FPO	979
03-Sep-12	MBL	On Market Sale	AUD 2.66	-3,400	FPO	3,400
03-Sep-12	MBL	On Market Sale	AUD 2.66	-951	FPO	951
03-Sep-12	MBL	On Market Sale	AUD 2.66	-621	FPO	621
03-Sep-12	MBL	On Market Sale	AUD 2.66	-614	FPO	614
03-Sep-12	MBL	On Market Sale	AUD 2.66	-404	FPO	404
03-Sep-12	MBL	On Market Sale	AUD 2.66	-248	FPO	248
03-Sep-12	MBL	On Market Sale	AUD 2.67	-133	FPO	133
03-Sep-12	MBL	On Market Sale	AUD 2.66	-106	FPO	106
03-Sep-12	MBL	On Market Sale	AUD 2.66	-82	FPO	82
03-Sep-12	MBL	On Market Sale	AUD 2.65	-67	FPO	67
03-Sep-12	MBL	On Market Sale	AUD 2.65	-67	FPO	67
03-Sep-12	MBL	On Market Sale	AUD 2.66	-55	FPO	55
03-Sep-12	MBL	On Market Sale	AUD 2.66	-27	FPO	27
03-Sep-12	MBL	On Market Sale	AUD 2.66	-27	FPO	27
03-Sep-12	MBL	On Market Sale	AUD 2.66	-27	FPO	27
03-Sep-12	MBL	On Market Sale	AUD 2.64	-27	FPO	27
03-Sep-12	MBL	On Market Sale	AUD 2.66	-26	FPO	26
03-Sep-12	MBL	On Market Purchase	AUD 2.65	52	FPO	52
03-Sep-12	MBL	On Market Purchase	AUD 2.66	54	FPO	54
03-Sep-12	MBL	On Market Purchase	AUD 2.66	77	FPO	77
03-Sep-12	MBL	On Market Purchase	AUD 2.65	78	FPO	78
03-Sep-12	MBL	On Market Purchase	AUD 2.65	106	FPO	106
03-Sep-12	MBL	On Market Purchase	AUD 2.66	110	FPO	110
03-Sep-12	MBL	On Market Purchase	AUD 2.67	126	FPO	126
03-Sep-12	MBL	On Market Purchase	AUD 2.66	165	FPO	165
03-Sep-12	MBL	On Market Purchase	AUD 2.67	201	FPO	201
03-Sep-12	MBL	On Market Purchase	AUD 2.67	2,277	FPO	2,277
04-Sep-12	MBL	On Market Sale	AUD 2.69	-13,951	FPO	13,951
04-Sep-12	MBL	On Market Sale	AUD 2.72	-345	FPO	345
04-Sep-12	MBL	On Market Sale	AUD 2.68	-260	FPO	260
04-Sep-12	MBL	On Market Sale	AUD 2.67	-251	FPO	251
04-Sep-12	MBL	On Market Sale	AUD 2.73	-238	FPO	238
04-Sep-12	MBL	On Market Sale	AUD 2.74	-201	FPO	201
04-Sep-12	MBL	On Market Sale	AUD 2.74	-169	FPO	169
04-Sep-12	MBL	On Market Sale	AUD 2.66	-158	FPO	158
04-Sep-12	MBL	On Market Sale	AUD 2.69	-158	FPO	158
04-Sep-12	MBL	On Market Purchase	AUD 2.68	54	FPO	54
04-Sep-12	MBL	On Market Purchase	AUD 2.66	55	FPO	55
04-Sep-12	MBL	On Market Purchase	AUD 2.67	109	FPO	109
04-Sep-12	MBL	On Market Purchase	AUD 2.68	161	FPO	161
04-Sep-12	MBL	On Market Purchase	AUD 2.66	165	FPO	165
04-Sep-12	MBL	On Market Purchase	AUD 2.71	366	FPO	366
04-Sep-12	MBL	On Market Purchase	AUD 2.73	418	FPO	418
05-Sep-12	MBL	On Market Sale	AUD 2.77	-2,987	FPO	2,987
05-Sep-12	MBL	On Market Sale	AUD 2.75	-2,454	FPO	2,454
05-Sep-12	MBL	On Market Sale	AUD 2.77	-2,447	FPO	2,447
05-Sep-12	MBL	On Market Sale	AUD 2.76	-1,459	FPO	1,459
05-Sep-12	MBL	On Market Sale	AUD 2.79	-1,385	FPO	1,385
05-Sep-12	MBL	On Market Sale	AUD 2.74	-1,003	FPO	1,003
05-Sep-12	MBL	On Market Sale	AUD 2.75	-620	FPO	620
05-Sep-12	MBL	On Market Sale	AUD 2.76	-507	FPO	507
05-Sep-12	MBL	On Market Sale	AUD 2.78	-436	FPO	436

Date of change	Person whose relevant interest changed	Nature of change	Consideration	Number of securities affected	Class	Person's votes affected
05-Sep-12	MBL	On Market Sale	AUD 2.75	-431	FPO	431
05-Sep-12	MBL	On Market Sale	AUD 2.76	-282	FPO	282
05-Sep-12	MBL	On Market Sale	AUD 2.77	-239	FPO	239
05-Sep-12	MBL	On Market Sale	AUD 2.77	-169	FPO	169
05-Sep-12	MBL	On Market Sale	AUD 2.75	-162	FPO	162
05-Sep-12	MBL	On Market Sale	AUD 2.78	-141	FPO	141
05-Sep-12	MBL	On Market Sale	AUD 2.77	-135	FPO	135
05-Sep-12	MBL	On Market Sale	AUD 2.79	-129	FPO	129
05-Sep-12	MBL	On Market Sale	AUD 2.76	-110	FPO	110
05-Sep-12	MBL	On Market Sale	AUD 2.77	-108	FPO	108
05-Sep-12	MBL	On Market Sale	AUD 2.75	-79	FPO	79
05-Sep-12	MBL	On Market Sale	AUD 2.74	-79	FPO	79
05-Sep-12	MBL	On Market Sale	AUD 2.75	-76	FPO	76
05-Sep-12	MBL	On Market Sale	AUD 2.76	-55	FPO	55
05-Sep-12	MBL	On Market Sale	AUD 2.74	-55	FPO	55
05-Sep-12	MBL	On Market Sale	AUD 2.74	-52	FPO	52
05-Sep-12	MBL	On Market Sale	AUD 2.75	-52	FPO	52
05-Sep-12	MBL	On Market Sale	AUD 2.75	-27	FPO	27
05-Sep-12	MBL	On Market Sale	AUD 2.75	-27	FPO	27
05-Sep-12	MBL	On Market Sale	AUD 2.78	-24	FPO	24
05-Sep-12	MBL	On Market Purchase	AUD 2.76	1	FPO	1
05-Sep-12	MBL	On Market Purchase	AUD 2.74	25	FPO	25
05-Sep-12	MBL	On Market Purchase	AUD 2.75	50	FPO	50
05-Sep-12	MBL	On Market Purchase	AUD 2.74	52	FPO	52
05-Sep-12	MBL	On Market Purchase	AUD 2.74	53	FPO	53
05-Sep-12	MBL	On Market Purchase	AUD 2.74	55	FPO	55
05-Sep-12	MBL	On Market Purchase	AUD 2.74	77	FPO	77
05-Sep-12	MBL	On Market Purchase	AUD 2.75	104	FPO	104
05-Sep-12	MBL	On Market Purchase	AUD 2.77	107	FPO	107
05-Sep-12	MBL	On Market Purchase	AUD 2.75	107	FPO	107
05-Sep-12	MBL	On Market Purchase	AUD 2.75	108	FPO	108
05-Sep-12	MBL	On Market Purchase	AUD 2.77	131	FPO	131
05-Sep-12	MBL	On Market Purchase	AUD 2.77	136	FPO	136
05-Sep-12	MBL	On Market Purchase	AUD 2.77	157	FPO	157
05-Sep-12	MBL	On Market Purchase	AUD 2.78	245	FPO	245
05-Sep-12	MBL	On Market Purchase	AUD 2.78	268	FPO	268
05-Sep-12	MBL	On Market Purchase	AUD 2.74	465	FPO	465
05-Sep-12	MBL	On Market Purchase	AUD 2.78	653	FPO	653
05-Sep-12	MBL	On Market Purchase	AUD 2.76	1,012	FPO	1,012
05-Sep-12	MBL	On Market Purchase	AUD 2.75	2,772	FPO	2,772
06-Sep-12	MBL	On Market Sale	AUD 2.86	-2,807	FPO	2,807
06-Sep-12	MBL	On Market Sale	AUD 2.78	-1,192	FPO	1,192
06-Sep-12	MBL	On Market Sale	AUD 2.86	-1,169	FPO	1,169
06-Sep-12	MBL	On Market Sale	AUD 2.78	-421	FPO	421
06-Sep-12	MBL	On Market Sale	AUD 2.76	-378	FPO	378
06-Sep-12	MBL	On Market Sale	AUD 2.83	-302	FPO	302
06-Sep-12	MBL	On Market Sale	AUD 2.77	-263	FPO	263
06-Sep-12	MBL	On Market Sale	AUD 2.81	-211	FPO	211
06-Sep-12	MBL	On Market Sale	AUD 2.84	-202	FPO	202
06-Sep-12	MBL	On Market Sale	AUD 2.83	-202	FPO	202
06-Sep-12	MBL	On Market Sale	AUD 2.83	-202	FPO	202
06-Sep-12	MBL	On Market Sale	AUD 2.77	-139	FPO	139
06-Sep-12	MBL	On Market Sale	AUD 2.83	-130	FPO	130
06-Sep-12	MBL	On Market Sale	AUD 2.86	-124	FPO	124
06-Sep-12	MBL	On Market Sale	AUD 2.82	-109	FPO	109
06-Sep-12	MBL	On Market Sale	AUD 2.85	-93	FPO	93
06-Sep-12	MBL	On Market Sale	AUD 2.90	-81	FPO	81
06-Sep-12	MBL	On Market Sale	AUD 2.85	-76	FPO	76
06-Sep-12	MBL	On Market Sale	AUD 2.85	-70	FPO	70
06-Sep-12	MBL	On Market Sale	AUD 2.87	-65	FPO	65
06-Sep-12	MBL	On Market Sale	AUD 2.85	-38	FPO	38
06-Sep-12	MBL	On Market Sale	AUD 2.80	-28	FPO	28
06-Sep-12	MBL	On Market Sale	AUD 2.84	-27	FPO	27
06-Sep-12	MBL	On Market Purchase	AUD 2.84	54	FPO	54
06-Sep-12	MBL	On Market Purchase	AUD 2.80	54	FPO	54
06-Sep-12	MBL	On Market Purchase	AUD 2.82	103	FPO	103
06-Sep-12	MBL	On Market Purchase	AUD 2.82	108	FPO	108
06-Sep-12	MBL	On Market Purchase	AUD 2.86	120	FPO	120
06-Sep-12	MBL	On Market Purchase	AUD 2.78	141	FPO	141
06-Sep-12	MBL	On Market Purchase	AUD 2.86	153	FPO	153
06-Sep-12	MBL	On Market Purchase	AUD 2.79	214	FPO	214
06-Sep-12	MBL	On Market Purchase	AUD 2.84	229	FPO	229
06-Sep-12	MBL	On Market Purchase	AUD 2.83	317	FPO	317
06-Sep-12	MBL	On Market Purchase	AUD 2.90	376	FPO	376

Date of change	Person whose relevant interest changed	Nature of change	Consideration	Number of securities affected	Class	Person's votes affected
06-Sep-12	MBL	On Market Purchase	AUD 2.78	506	FPO	506
06-Sep-12	MBL	On Market Purchase	AUD 2.76	641	FPO	641
06-Sep-12	MBL	On Market Purchase	AUD 2.75	971	FPO	971
06-Sep-12	MBL	On Market Purchase	AUD 2.80	1,314	FPO	1,314
06-Sep-12	MBL	On Market Purchase	AUD 2.77	1,467	FPO	1,467
06-Sep-12	MBL	On Market Purchase	AUD 2.79	1,595	FPO	1,595
07-Sep-12	MBL	On Market Sale	AUD 2.74	-778	FPO	778
07-Sep-12	MBL	On Market Sale	AUD 2.78	-599	FPO	599
07-Sep-12	MBL	On Market Sale	AUD 2.78	-454	FPO	454
07-Sep-12	MBL	On Market Sale	AUD 2.76	-273	FPO	273
07-Sep-12	MBL	On Market Sale	AUD 2.80	-251	FPO	251
07-Sep-12	MBL	On Market Sale	AUD 2.74	-226	FPO	226
07-Sep-12	MBL	On Market Sale	AUD 2.79	-160	FPO	160
07-Sep-12	MBL	On Market Sale	AUD 2.79	-100	FPO	100
07-Sep-12	MBL	On Market Sale	AUD 2.78	-84	FPO	84
07-Sep-12	MBL	On Market Sale	AUD 2.78	-73	FPO	73
07-Sep-12	MBL	On Market Sale	AUD 2.75	-58	FPO	58
07-Sep-12	MBL	On Market Sale	AUD 2.75	-57	FPO	57
07-Sep-12	MBL	On Market Sale	AUD 2.77	-57	FPO	57
07-Sep-12	MBL	On Market Sale	AUD 2.76	-42	FPO	42
07-Sep-12	MBL	On Market Sale	AUD 2.79	-12	FPO	12
07-Sep-12	MBL	On Market Purchase	AUD 2.76	55	FPO	55
07-Sep-12	MBL	On Market Purchase	AUD 2.75	57	FPO	57
07-Sep-12	MBL	On Market Purchase	AUD 2.75	57	FPO	57
07-Sep-12	MBL	On Market Purchase	AUD 2.78	85	FPO	85
07-Sep-12	MBL	On Market Purchase	AUD 2.77	158	FPO	158
07-Sep-12	MBL	On Market Purchase	AUD 2.79	162	FPO	162
07-Sep-12	MBL	On Market Purchase	AUD 2.74	169	FPO	169
07-Sep-12	MBL	On Market Purchase	AUD 2.77	171	FPO	171
07-Sep-12	MBL	On Market Purchase	AUD 2.74	1,239	FPO	1,239
07-Sep-12	MBL	On Market Purchase	AUD 2.74	4,890	FPO	4,890
10-Sep-12	MBL	On Market Sale	AUD 2.71	-1,751	FPO	1,751
10-Sep-12	MBL	On Market Sale	AUD 2.79	-1,746	FPO	1,746
10-Sep-12	MBL	On Market Sale	AUD 2.71	-1,131	FPO	1,131
10-Sep-12	MBL	On Market Sale	AUD 2.79	-752	FPO	752
10-Sep-12	MBL	On Market Sale	AUD 2.71	-280	FPO	280
10-Sep-12	MBL	On Market Sale	AUD 2.80	-259	FPO	259
10-Sep-12	MBL	On Market Sale	AUD 2.72	-216	FPO	216
10-Sep-12	MBL	On Market Sale	AUD 2.80	-159	FPO	159
10-Sep-12	MBL	On Market Sale	AUD 2.79	-140	FPO	140
10-Sep-12	MBL	On Market Sale	AUD 2.78	-140	FPO	140
10-Sep-12	MBL	On Market Sale	AUD 2.78	-106	FPO	106
10-Sep-12	MBL	On Market Sale	AUD 2.72	-104	FPO	104
10-Sep-12	MBL	On Market Sale	AUD 2.72	-102	FPO	102
10-Sep-12	MBL	On Market Sale	AUD 2.77	-92	FPO	92
10-Sep-12	MBL	On Market Sale	AUD 2.80	-81	FPO	81
10-Sep-12	MBL	On Market Sale	AUD 2.74	-81	FPO	81
10-Sep-12	MBL	On Market Sale	AUD 2.77	-79	FPO	79
10-Sep-12	MBL	On Market Sale	AUD 2.72	-61	FPO	61
10-Sep-12	MBL	On Market Sale	AUD 2.77	-54	FPO	54
10-Sep-12	MBL	On Market Sale	AUD 2.80	-53	FPO	53
10-Sep-12	MBL	On Market Sale	AUD 2.80	-53	FPO	53
10-Sep-12	MBL	On Market Sale	AUD 2.78	-53	FPO	53
10-Sep-12	MBL	On Market Sale	AUD 2.78	-16	FPO	16
10-Sep-12	MBL	On Market Purchase	AUD 2.74	2	FPO	2
10-Sep-12	MBL	On Market Purchase	AUD 2.79	48	FPO	48
10-Sep-12	MBL	On Market Purchase	AUD 2.79	49	FPO	49
10-Sep-12	MBL	On Market Purchase	AUD 2.78	50	FPO	50
10-Sep-12	MBL	On Market Purchase	AUD 2.78	53	FPO	53
10-Sep-12	MBL	On Market Purchase	AUD 2.75	75	FPO	75
10-Sep-12	MBL	On Market Purchase	AUD 2.77	79	FPO	79
10-Sep-12	MBL	On Market Purchase	AUD 2.73	81	FPO	81
10-Sep-12	MBL	On Market Purchase	AUD 2.71	101	FPO	101
10-Sep-12	MBL	On Market Purchase	AUD 2.77	104	FPO	104
10-Sep-12	MBL	On Market Purchase	AUD 2.79	105	FPO	105
10-Sep-12	MBL	On Market Purchase	AUD 2.76	127	FPO	127
10-Sep-12	MBL	On Market Purchase	AUD 2.80	206	FPO	206
10-Sep-12	MBL	On Market Purchase	AUD 2.71	266	FPO	266
10-Sep-12	MBL	On Market Purchase	AUD 2.71	300	FPO	300
10-Sep-12	MBL	On Market Purchase	AUD 2.77	450	FPO	450
10-Sep-12	MBL	On Market Purchase	AUD 2.71	456	FPO	456
10-Sep-12	MBL	On Market Purchase	AUD 2.77	634	FPO	634
10-Sep-12	MBL	On Market Purchase	AUD 2.76	820	FPO	820
10-Sep-12	MBL	On Market Purchase	AUD 2.71	1,121	FPO	1,121

Date of change	Person whose relevant interest changed	Nature of change	Consideration	Number of securities affected	Class	Person's votes affected
10-Sep-12	MBL	On Market Purchase	AUD 2.72	1,673	FPO	1,673
10-Sep-12	MBL	On Market Purchase	AUD 2.71	2,149	FPO	2,149
10-Sep-12	MBL	On Market Purchase	AUD 2.71	2,236	FPO	2,236
11-Sep-12	MBL	On Market Sale	AUD 2.71	-778	FPO	778
11-Sep-12	MBL	On Market Sale	AUD 2.74	-593	FPO	593
11-Sep-12	MBL	On Market Sale	AUD 2.71	-448	FPO	448
11-Sep-12	MBL	On Market Sale	AUD 2.69	-376	FPO	376
11-Sep-12	MBL	On Market Sale	AUD 2.73	-349	FPO	349
11-Sep-12	MBL	On Market Sale	AUD 2.74	-218	FPO	218
11-Sep-12	MBL	On Market Sale	AUD 2.70	-216	FPO	216
11-Sep-12	MBL	On Market Sale	AUD 2.70	-207	FPO	207
11-Sep-12	MBL	On Market Sale	AUD 2.69	-166	FPO	166
11-Sep-12	MBL	On Market Sale	AUD 2.73	-111	FPO	111
11-Sep-12	MBL	On Market Sale	AUD 2.71	-103	FPO	103
11-Sep-12	MBL	On Market Sale	AUD 2.72	-61	FPO	61
11-Sep-12	MBL	On Market Sale	AUD 2.70	-46	FPO	46
11-Sep-12	MBL	On Market Sale	AUD 2.70	-11	FPO	11
11-Sep-12	MBL	On Market Purchase	AUD 2.72	51	FPO	51
11-Sep-12	MBL	On Market Purchase	AUD 2.69	55	FPO	55
11-Sep-12	MBL	On Market Purchase	AUD 2.69	81	FPO	81
11-Sep-12	MBL	On Market Purchase	AUD 2.70	110	FPO	110
11-Sep-12	MBL	On Market Purchase	AUD 2.69	111	FPO	111
11-Sep-12	MBL	On Market Purchase	AUD 2.72	137	FPO	137
11-Sep-12	MBL	On Market Purchase	AUD 2.70	148	FPO	148
11-Sep-12	MBL	On Market Purchase	AUD 2.73	201	FPO	201
11-Sep-12	MBL	On Market Purchase	AUD 2.73	218	FPO	218
11-Sep-12	MBL	On Market Purchase	AUD 2.73	736	FPO	736
11-Sep-12	MBL	On Market Purchase	AUD 2.72	1,081	FPO	1,081
11-Sep-12	MBL	On Market Purchase	AUD 2.70	1,200	FPO	1,200
12-Sep-12	MBL	On Market Sale	AUD 2.78	-996	FPO	996
12-Sep-12	MBL	On Market Sale	AUD 2.78	-538	FPO	538
12-Sep-12	MBL	On Market Sale	AUD 2.79	-403	FPO	403
12-Sep-12	MBL	On Market Sale	AUD 2.78	-160	FPO	160
12-Sep-12	MBL	On Market Sale	AUD 2.77	-108	FPO	108
12-Sep-12	MBL	On Market Sale	AUD 2.78	-80	FPO	80
12-Sep-12	MBL	On Market Sale	AUD 2.78	-52	FPO	52
12-Sep-12	MBL	On Market Sale	AUD 2.79	-51	FPO	51
12-Sep-12	MBL	On Market Sale	AUD 2.78	-39	FPO	39
12-Sep-12	MBL	On Market Sale	AUD 2.79	-32	FPO	32
12-Sep-12	MBL	On Market Sale	AUD 2.79	-26	FPO	26
12-Sep-12	MBL	On Market Sale	AUD 2.79	-26	FPO	26
12-Sep-12	MBL	On Market Purchase	AUD 2.78	26	FPO	26
12-Sep-12	MBL	On Market Purchase	AUD 2.78	26	FPO	26
12-Sep-12	MBL	On Market Purchase	AUD 2.78	39	FPO	39
12-Sep-12	MBL	On Market Purchase	AUD 2.78	51	FPO	51
12-Sep-12	MBL	On Market Purchase	AUD 2.79	52	FPO	52
12-Sep-12	MBL	On Market Purchase	AUD 2.77	78	FPO	78
12-Sep-12	MBL	On Market Purchase	AUD 2.79	101	FPO	101
12-Sep-12	MBL	On Market Purchase	AUD 2.78	101	FPO	101
12-Sep-12	MBL	On Market Purchase	AUD 2.78	104	FPO	104
12-Sep-12	MBL	On Market Purchase	AUD 2.76	251	FPO	251
12-Sep-12	MBL	On Market Purchase	AUD 2.78	336	FPO	336
12-Sep-12	MBL	On Market Purchase	AUD 2.78	1,638	FPO	1,638
13-Sep-12	MBL	On Market Sale	AUD 2.83	-2,551	FPO	2,551
13-Sep-12	MBL	On Market Sale	AUD 2.76	-2,302	FPO	2,302
13-Sep-12	MBL	On Market Sale	AUD 2.75	-450	FPO	450
13-Sep-12	MBL	On Market Sale	AUD 2.77	-264	FPO	264
13-Sep-12	MBL	On Market Sale	AUD 2.79	-188	FPO	188
13-Sep-12	MBL	On Market Sale	AUD 2.81	-159	FPO	159
13-Sep-12	MBL	On Market Sale	AUD 2.82	-140	FPO	140
13-Sep-12	MBL	On Market Sale	AUD 2.80	-140	FPO	140
13-Sep-12	MBL	On Market Sale	AUD 2.79	-108	FPO	108
13-Sep-12	MBL	On Market Sale	AUD 2.80	-108	FPO	108
13-Sep-12	MBL	On Market Sale	AUD 2.79	-105	FPO	105
13-Sep-12	MBL	On Market Sale	AUD 2.77	-104	FPO	104
13-Sep-12	MBL	On Market Sale	AUD 2.79	-78	FPO	78
13-Sep-12	MBL	On Market Sale	AUD 2.79	-54	FPO	54
13-Sep-12	MBL	On Market Sale	AUD 2.81	-54	FPO	54
13-Sep-12	MBL	On Market Purchase	AUD 2.77	51	FPO	51
13-Sep-12	MBL	On Market Purchase	AUD 2.79	54	FPO	54
13-Sep-12	MBL	On Market Purchase	AUD 2.79	54	FPO	54
13-Sep-12	MBL	On Market Purchase	AUD 2.78	54	FPO	54
13-Sep-12	MBL	On Market Purchase	AUD 2.77	54	FPO	54
13-Sep-12	MBL	On Market Purchase	AUD 2.79	105	FPO	105

Date of change	Person whose relevant interest changed	Nature of change	Consideration	Number of securities affected	Class	Person's votes affected
13-Sep-12	MBL	On Market Purchase	AUD 2.77	106	FPO	106
13-Sep-12	MBL	On Market Purchase	AUD 2.81	106	FPO	106
13-Sep-12	MBL	On Market Purchase	AUD 2.77	109	FPO	109
13-Sep-12	MBL	On Market Purchase	AUD 2.78	125	FPO	125
13-Sep-12	MBL	On Market Purchase	AUD 2.77	157	FPO	157
13-Sep-12	MBL	On Market Purchase	AUD 2.80	162	FPO	162
13-Sep-12	MBL	On Market Purchase	AUD 2.82	206	FPO	206
13-Sep-12	MBL	On Market Purchase	AUD 2.82	222	FPO	222
13-Sep-12	MBL	On Market Purchase	AUD 2.75	266	FPO	266
13-Sep-12	MBL	On Market Purchase	AUD 2.80	621	FPO	621
14-Sep-12	MBL	On Market Sale	AUD 2.74	-801	FPO	801
14-Sep-12	MBL	On Market Sale	AUD 2.75	-702	FPO	702
14-Sep-12	MBL	On Market Sale	AUD 2.71	-459	FPO	459
14-Sep-12	MBL	On Market Sale	AUD 2.72	-454	FPO	454
14-Sep-12	MBL	On Market Sale	AUD 2.75	-222	FPO	222
14-Sep-12	MBL	On Market Sale	AUD 2.76	-135	FPO	135
14-Sep-12	MBL	On Market Sale	AUD 2.73	-115	FPO	115
14-Sep-12	MBL	On Market Sale	AUD 2.74	-109	FPO	109
14-Sep-12	MBL	On Market Sale	AUD 2.71	-86	FPO	86
14-Sep-12	MBL	On Market Sale	AUD 2.71	-86	FPO	86
14-Sep-12	MBL	On Market Sale	AUD 2.80	-84	FPO	84
14-Sep-12	MBL	On Market Sale	AUD 2.73	-57	FPO	57
14-Sep-12	MBL	On Market Sale	AUD 2.72	-57	FPO	57
14-Sep-12	MBL	On Market Purchase	AUD 2.74	21	FPO	21
14-Sep-12	MBL	On Market Purchase	AUD 2.74	65	FPO	65
14-Sep-12	MBL	On Market Purchase	AUD 2.75	111	FPO	111
14-Sep-12	MBL	On Market Purchase	AUD 2.77	111	FPO	111
14-Sep-12	MBL	On Market Purchase	AUD 2.72	111	FPO	111
14-Sep-12	MBL	On Market Purchase	AUD 2.74	112	FPO	112
14-Sep-12	MBL	On Market Purchase	AUD 2.73	114	FPO	114
14-Sep-12	MBL	On Market Purchase	AUD 2.72	114	FPO	114
14-Sep-12	MBL	On Market Purchase	AUD 2.71	156	FPO	156
14-Sep-12	MBL	On Market Purchase	AUD 2.75	164	FPO	164
14-Sep-12	MBL	On Market Purchase	AUD 2.71	249	FPO	249
14-Sep-12	MBL	On Market Purchase	AUD 2.73	339	FPO	339
14-Sep-12	MBL	On Market Purchase	AUD 2.71	391	FPO	391
14-Sep-12	MBL	On Market Purchase	AUD 2.71	460	FPO	460
14-Sep-12	MBL	On Market Purchase	AUD 2.71	467	FPO	467
14-Sep-12	MBL	On Market Purchase	AUD 2.75	1,119	FPO	1,119
14-Sep-12	MBL	On Market Purchase	AUD 2.72	2,759	FPO	2,759
17-Sep-12	MBL	On Market Sale	AUD 2.74	-22,297	FPO	22,297
17-Sep-12	MBL	On Market Sale	AUD 2.73	-1,479	FPO	1,479
17-Sep-12	MBL	On Market Sale	AUD 2.74	-52	FPO	52
17-Sep-12	MBL	On Market Sale	AUD 2.73	-40	FPO	40
17-Sep-12	MBL	On Market Sale	AUD 2.74	-27	FPO	27
17-Sep-12	MBL	On Market Sale	AUD 2.74	-26	FPO	26
17-Sep-12	MBL	On Market Sale	AUD 2.74	-26	FPO	26
17-Sep-12	MBL	On Market Purchase	AUD 2.73	36	FPO	36
17-Sep-12	MBL	On Market Purchase	AUD 2.74	54	FPO	54
17-Sep-12	MBL	On Market Purchase	AUD 2.74	81	FPO	81
17-Sep-12	MBL	On Market Purchase	AUD 2.74	483	FPO	483
17-Sep-12	MBL	On Market Purchase	AUD 2.74	716	FPO	716
17-Sep-12	MBL	On Market Purchase	AUD 2.74	2,025	FPO	2,025
17-Sep-12	MBL	On Market Purchase	AUD 2.74	2,656	FPO	2,656
17-Sep-12	MBL	On Market Purchase	AUD 2.74	3,017	FPO	3,017
17-Sep-12	MBL	On Market Purchase	AUD 2.74	4,983	FPO	4,983
17-Sep-12	MBL	On Market Purchase	AUD 2.74	8,417	FPO	8,417
18-Sep-12	MBL	On Market Sale	AUD 2.72	-3,083	FPO	3,083
18-Sep-12	MBL	On Market Sale	AUD 2.72	-367	FPO	367
18-Sep-12	MBL	On Market Sale	AUD 2.73	-261	FPO	261
18-Sep-12	MBL	On Market Sale	AUD 2.73	-251	FPO	251
18-Sep-12	MBL	On Market Sale	AUD 2.73	-216	FPO	216
18-Sep-12	MBL	On Market Sale	AUD 2.75	-171	FPO	171
18-Sep-12	MBL	On Market Sale	AUD 2.73	-108	FPO	108
18-Sep-12	MBL	On Market Sale	AUD 2.74	-106	FPO	106
18-Sep-12	MBL	On Market Sale	AUD 2.74	-81	FPO	81
18-Sep-12	MBL	On Market Sale	AUD 2.74	-80	FPO	80
18-Sep-12	MBL	On Market Sale	AUD 2.75	-51	FPO	51
18-Sep-12	MBL	On Market Sale	AUD 2.73	-40	FPO	40
18-Sep-12	MBL	On Market Purchase	AUD 2.74	22	FPO	22
18-Sep-12	MBL	On Market Purchase	AUD 2.73	26	FPO	26
18-Sep-12	MBL	On Market Purchase	AUD 2.74	53	FPO	53
18-Sep-12	MBL	On Market Purchase	AUD 2.74	53	FPO	53
18-Sep-12	MBL	On Market Purchase	AUD 2.74	106	FPO	106

Date of change	Person whose relevant interest changed	Nature of change	Consideration	Number of securities affected	Class	Person's votes affected
18-Sep-12	MBL	On Market Purchase	AUD 2.73	107	FPO	107
18-Sep-12	MBL	On Market Purchase	AUD 2.72	107	FPO	107
18-Sep-12	MBL	On Market Purchase	AUD 2.73	107	FPO	107
18-Sep-12	MBL	On Market Purchase	AUD 2.72	135	FPO	135
18-Sep-12	MBL	On Market Purchase	AUD 2.74	150	FPO	150
18-Sep-12	MBL	On Market Purchase	AUD 2.73	214	FPO	214
18-Sep-12	MBL	On Market Purchase	AUD 2.72	252	FPO	252
18-Sep-12	MBL	On Market Purchase	AUD 2.72	610	FPO	610
19-Sep-12	MBL	On Market Sale	AUD 2.72	-22,805	FPO	22,805
19-Sep-12	MBL	On Market Sale	AUD 2.72	-22,805	FPO	22,805
19-Sep-12	MBL	On Market Sale	AUD 2.72	-22,805	FPO	22,805
19-Sep-12	MBL	On Market Sale	AUD 2.72	-11,403	FPO	11,403
19-Sep-12	MBL	On Market Sale	AUD 2.72	-11,403	FPO	11,403
19-Sep-12	MBL	On Market Sale	AUD 2.67	-3,363	FPO	3,363
19-Sep-12	MBL	On Market Sale	AUD 2.69	-3,193	FPO	3,193
19-Sep-12	MBL	On Market Sale	AUD 2.67	-589	FPO	589
19-Sep-12	MBL	On Market Sale	AUD 2.68	-423	FPO	423
19-Sep-12	MBL	On Market Sale	AUD 2.68	-386	FPO	386
19-Sep-12	MBL	On Market Sale	AUD 2.71	-260	FPO	260
19-Sep-12	MBL	On Market Sale	AUD 2.67	-193	FPO	193
19-Sep-12	MBL	On Market Sale	AUD 2.70	-164	FPO	164
19-Sep-12	MBL	On Market Sale	AUD 2.72	-103	FPO	103
19-Sep-12	MBL	On Market Sale	AUD 2.72	-81	FPO	81
19-Sep-12	MBL	On Market Sale	AUD 2.68	-59	FPO	59
19-Sep-12	MBL	On Market Sale	AUD 2.72	-54	FPO	54
19-Sep-12	MBL	On Market Sale	AUD 2.74	-27	FPO	27
19-Sep-12	MBL	On Market Sale	AUD 2.75	-25	FPO	25
19-Sep-12	MBL	On Market Purchase	AUD 2.69	16	FPO	16
19-Sep-12	MBL	On Market Purchase	AUD 2.74	52	FPO	52
19-Sep-12	MBL	On Market Purchase	AUD 2.71	52	FPO	52
19-Sep-12	MBL	On Market Purchase	AUD 2.72	160	FPO	160
19-Sep-12	MBL	On Market Purchase	AUD 2.66	276	FPO	276
19-Sep-12	MBL	On Market Purchase	AUD 2.70	287	FPO	287
19-Sep-12	MBL	On Market Purchase	AUD 2.69	311	FPO	311
19-Sep-12	MBL	On Market Purchase	AUD 2.73	474	FPO	474
19-Sep-12	MBL	On Market Purchase	AUD 2.69	510	FPO	510
19-Sep-12	MBL	On Market Purchase	AUD 2.67	576	FPO	576
19-Sep-12	MBL	On Market Purchase	AUD 2.72	862	FPO	862
19-Sep-12	MBL	On Market Purchase	AUD 2.70	5,373	FPO	5,373
19-Sep-12	MBL	On Market Purchase	AUD 2.67	11,233	FPO	11,233
20-Sep-12	MBL	On Market Sale	AUD 2.67	-109,780	FPO	109,780
20-Sep-12	MBL	On Market Sale	AUD 2.67	-5,054	FPO	5,054
20-Sep-12	MBL	On Market Sale	AUD 2.75	-2,366	FPO	2,366
20-Sep-12	MBL	On Market Sale	AUD 2.77	-2,185	FPO	2,185
20-Sep-12	MBL	On Market Sale	AUD 2.86	-773	FPO	773
20-Sep-12	MBL	On Market Sale	AUD 2.77	-507	FPO	507
20-Sep-12	MBL	On Market Sale	AUD 2.77	-498	FPO	498
20-Sep-12	MBL	On Market Sale	AUD 2.78	-247	FPO	247
20-Sep-12	MBL	On Market Sale	AUD 2.76	-201	FPO	201
20-Sep-12	MBL	On Market Sale	AUD 2.77	-196	FPO	196
20-Sep-12	MBL	On Market Sale	AUD 2.79	-152	FPO	152
20-Sep-12	MBL	On Market Sale	AUD 2.77	-149	FPO	149
20-Sep-12	MBL	On Market Sale	AUD 2.77	-78	FPO	78
20-Sep-12	MBL	On Market Sale	AUD 2.79	-75	FPO	75
20-Sep-12	MBL	On Market Sale	AUD 2.72	-74	FPO	74
20-Sep-12	MBL	On Market Sale	AUD 2.73	-26	FPO	26
20-Sep-12	MBL	On Market Sale	AUD 2.75	-24	FPO	24
20-Sep-12	MBL	On Market Purchase	AUD 2.77	25	FPO	25
20-Sep-12	MBL	On Market Purchase	AUD 2.72	26	FPO	26
20-Sep-12	MBL	On Market Purchase	AUD 2.73	39	FPO	39
20-Sep-12	MBL	On Market Purchase	AUD 2.75	65	FPO	65
20-Sep-12	MBL	On Market Purchase	AUD 2.79	78	FPO	78
20-Sep-12	MBL	On Market Purchase	AUD 2.73	78	FPO	78
20-Sep-12	MBL	On Market Purchase	AUD 2.77	130	FPO	130
20-Sep-12	MBL	On Market Purchase	AUD 2.77	142	FPO	142
20-Sep-12	MBL	On Market Purchase	AUD 2.78	223	FPO	223
20-Sep-12	MBL	On Market Purchase	AUD 2.78	227	FPO	227
20-Sep-12	MBL	On Market Purchase	AUD 2.79	401	FPO	401
20-Sep-12	MBL	On Market Purchase	AUD 2.78	653	FPO	653
20-Sep-12	MBL	On Market Purchase	AUD 2.77	656	FPO	656
20-Sep-12	MBL	On Market Purchase	AUD 2.72	657	FPO	657
20-Sep-12	MBL	On Market Purchase	AUD 2.80	770	FPO	770
20-Sep-12	MBL	On Market Purchase	AUD 2.74	845	FPO	845
20-Sep-12	MBL	On Market Purchase	AUD 2.70	2,047	FPO	2,047

Date of change	Person whose relevant interest changed	Nature of change	Consideration	Number of securities affected	Class	Person's votes affected
20-Sep-12	MBL	On Market Purchase	AUD 2.78	2,692	FPO	2,692
20-Sep-12	MBL	On Market Purchase	AUD 2.77	2,869	FPO	2,869
21-Sep-12	MBL	On Market Sale	AUD 2.75	-28,837	FPO	28,837
21-Sep-12	MBL	On Market Sale	AUD 2.75	-24,857	FPO	24,857
21-Sep-12	MBL	On Market Sale	AUD 2.75	-8,820	FPO	8,820
21-Sep-12	MBL	On Market Sale	AUD 2.73	-4,586	FPO	4,586
21-Sep-12	MBL	On Market Sale	AUD 2.73	-2,720	FPO	2,720
21-Sep-12	MBL	On Market Sale	AUD 2.68	-1,120	FPO	1,120
21-Sep-12	MBL	On Market Sale	AUD 2.70	-1,118	FPO	1,118
21-Sep-12	MBL	On Market Sale	AUD 2.68	-819	FPO	819
21-Sep-12	MBL	On Market Sale	AUD 2.74	-761	FPO	761
21-Sep-12	MBL	On Market Sale	AUD 2.71	-539	FPO	539
21-Sep-12	MBL	On Market Sale	AUD 2.69	-361	FPO	361
21-Sep-12	MBL	On Market Sale	AUD 2.74	-285	FPO	285
21-Sep-12	MBL	On Market Sale	AUD 2.69	-162	FPO	162
21-Sep-12	MBL	On Market Sale	AUD 2.68	-108	FPO	108
21-Sep-12	MBL	On Market Sale	AUD 2.73	-87	FPO	87
21-Sep-12	MBL	On Market Sale	AUD 2.69	-59	FPO	59
21-Sep-12	MBL	On Market Sale	AUD 2.68	-56	FPO	56
21-Sep-12	MBL	On Market Sale	AUD 2.70	-55	FPO	55
21-Sep-12	MBL	On Market Sale	AUD 2.70	-55	FPO	55
21-Sep-12	MBL	On Market Sale	AUD 2.71	-52	FPO	52
21-Sep-12	MBL	On Market Sale	AUD 2.74	-27	FPO	27
21-Sep-12	MBL	On Market Sale	AUD 2.76	-27	FPO	27
21-Sep-12	MBL	On Market Sale	AUD 2.70	-3	FPO	3
21-Sep-12	MBL	On Market Purchase	AUD 2.73	27	FPO	27
21-Sep-12	MBL	On Market Purchase	AUD 2.73	53	FPO	53
21-Sep-12	MBL	On Market Purchase	AUD 2.69	55	FPO	55
21-Sep-12	MBL	On Market Purchase	AUD 2.70	75	FPO	75
21-Sep-12	MBL	On Market Purchase	AUD 2.73	77	FPO	77
21-Sep-12	MBL	On Market Purchase	AUD 2.74	78	FPO	78
21-Sep-12	MBL	On Market Purchase	AUD 2.74	79	FPO	79
21-Sep-12	MBL	On Market Purchase	AUD 2.68	109	FPO	109
21-Sep-12	MBL	On Market Purchase	AUD 2.70	110	FPO	110
21-Sep-12	MBL	On Market Purchase	AUD 2.74	126	FPO	126
21-Sep-12	MBL	On Market Purchase	AUD 2.73	141	FPO	141
21-Sep-12	MBL	On Market Purchase	AUD 2.73	141	FPO	141
21-Sep-12	MBL	On Market Purchase	AUD 2.69	141	FPO	141
21-Sep-12	MBL	On Market Purchase	AUD 2.69	271	FPO	271
21-Sep-12	MBL	On Market Purchase	AUD 2.73	423	FPO	423
21-Sep-12	MBL	On Market Purchase	AUD 2.69	631	FPO	631
21-Sep-12	MBL	On Market Purchase	AUD 2.73	683	FPO	683
21-Sep-12	MBL	On Market Purchase	AUD 2.67	1,300	FPO	1,300
21-Sep-12	MBL	On Market Purchase	AUD 2.75	1,992	FPO	1,992
21-Sep-12	MBL	On Market Purchase	AUD 2.75	24,857	FPO	24,857
24-Sep-12	MBL	On Market Sale	AUD 2.74	-386	FPO	386
24-Sep-12	MBL	On Market Sale	AUD 2.74	-297	FPO	297
24-Sep-12	MBL	On Market Sale	AUD 2.75	-196	FPO	196
24-Sep-12	MBL	On Market Sale	AUD 2.75	-120	FPO	120
24-Sep-12	MBL	On Market Sale	AUD 2.75	-91	FPO	91
24-Sep-12	MBL	On Market Sale	AUD 2.71	-74	FPO	74
24-Sep-12	MBL	On Market Sale	AUD 2.75	-70	FPO	70
24-Sep-12	MBL	On Market Sale	AUD 2.71	-50	FPO	50
24-Sep-12	MBL	On Market Sale	AUD 2.75	-48	FPO	48
24-Sep-12	MBL	On Market Sale	AUD 2.74	-48	FPO	48
24-Sep-12	MBL	On Market Sale	AUD 2.75	-47	FPO	47
24-Sep-12	MBL	On Market Sale	AUD 2.71	-25	FPO	25
24-Sep-12	MBL	On Market Sale	AUD 2.72	-24	FPO	24
24-Sep-12	MBL	On Market Sale	AUD 2.72	-24	FPO	24
24-Sep-12	MBL	On Market Sale	AUD 2.75	-24	FPO	24
24-Sep-12	MBL	On Market Purchase	AUD 2.71	1	FPO	1
24-Sep-12	MBL	On Market Purchase	AUD 2.73	24	FPO	24
24-Sep-12	MBL	On Market Purchase	AUD 2.75	46	FPO	46
24-Sep-12	MBL	On Market Purchase	AUD 2.75	46	FPO	46
24-Sep-12	MBL	On Market Purchase	AUD 2.75	46	FPO	46
24-Sep-12	MBL	On Market Purchase	AUD 2.71	48	FPO	48
24-Sep-12	MBL	On Market Purchase	AUD 2.71	71	FPO	71
24-Sep-12	MBL	On Market Purchase	AUD 2.71	71	FPO	71
24-Sep-12	MBL	On Market Purchase	AUD 2.75	73	FPO	73
24-Sep-12	MBL	On Market Purchase	AUD 2.73	115	FPO	115
24-Sep-12	MBL	On Market Purchase	AUD 2.74	230	FPO	230
24-Sep-12	MBL	On Market Purchase	AUD 2.74	376	FPO	376
24-Sep-12	MBL	On Market Purchase	AUD 2.74	493	FPO	493
24-Sep-12	MBL	On Market Purchase	AUD 2.74	2,123	FPO	2,123

Date of change	Person whose relevant interest changed	Nature of change	Consideration	Number of securities affected	Class	Person's votes affected
24-Sep-12	MBL	On Market Purchase	AUD 2.71	2,131	FPO	2,131
24-Sep-12	MBL	On Market Purchase	AUD 2.75	10,382	FPO	10,382
25-Sep-12	MBL	On Market Sale	AUD 2.78	-2,751	FPO	2,751
25-Sep-12	MBL	On Market Sale	AUD 2.78	-1,384	FPO	1,384
25-Sep-12	MBL	On Market Sale	AUD 2.78	-1,033	FPO	1,033
25-Sep-12	MBL	On Market Sale	AUD 2.80	-332	FPO	332
25-Sep-12	MBL	On Market Sale	AUD 2.80	-148	FPO	148
25-Sep-12	MBL	On Market Sale	AUD 2.75	-94	FPO	94
25-Sep-12	MBL	On Market Sale	AUD 2.80	-90	FPO	90
25-Sep-12	MBL	On Market Sale	AUD 2.78	-72	FPO	72
25-Sep-12	MBL	On Market Sale	AUD 2.78	-70	FPO	70
25-Sep-12	MBL	On Market Sale	AUD 2.79	-48	FPO	48
25-Sep-12	MBL	On Market Sale	AUD 2.80	-24	FPO	24
25-Sep-12	MBL	On Market Sale	AUD 2.80	-10	FPO	10
25-Sep-12	MBL	On Market Purchase	AUD 2.77	24	FPO	24
25-Sep-12	MBL	On Market Purchase	AUD 2.79	24	FPO	24
25-Sep-12	MBL	On Market Purchase	AUD 2.79	35	FPO	35
25-Sep-12	MBL	On Market Purchase	AUD 2.79	38	FPO	38
25-Sep-12	MBL	On Market Purchase	AUD 2.79	47	FPO	47
25-Sep-12	MBL	On Market Purchase	AUD 2.79	47	FPO	47
25-Sep-12	MBL	On Market Purchase	AUD 2.79	58	FPO	58
25-Sep-12	MBL	On Market Purchase	AUD 2.79	70	FPO	70
25-Sep-12	MBL	On Market Purchase	AUD 2.79	81	FPO	81
25-Sep-12	MBL	On Market Purchase	AUD 2.74	115	FPO	115
25-Sep-12	MBL	On Market Purchase	AUD 2.79	129	FPO	129
25-Sep-12	MBL	On Market Purchase	AUD 2.79	129	FPO	129
25-Sep-12	MBL	On Market Purchase	AUD 2.77	141	FPO	141
25-Sep-12	MBL	On Market Purchase	AUD 2.77	258	FPO	258
25-Sep-12	MBL	On Market Purchase	AUD 2.79	313	FPO	313
25-Sep-12	MBL	On Market Purchase	AUD 2.79	802	FPO	802
25-Sep-12	MBL	On Market Purchase	AUD 2.80	1,165	FPO	1,165
25-Sep-12	MBL	On Market Purchase	AUD 2.79	1,612	FPO	1,612
25-Sep-12	MBL	On Market Purchase	AUD 2.80	3,498	FPO	3,498
26-Sep-12	MBL	On Market Sale	AUD 2.76	-224	FPO	224
26-Sep-12	MBL	On Market Sale	AUD 2.76	-150	FPO	150
26-Sep-12	MBL	On Market Sale	AUD 2.76	-146	FPO	146
26-Sep-12	MBL	On Market Sale	AUD 2.76	-100	FPO	100
26-Sep-12	MBL	On Market Sale	AUD 2.76	-96	FPO	96
26-Sep-12	MBL	On Market Sale	AUD 2.76	-93	FPO	93
26-Sep-12	MBL	On Market Sale	AUD 2.76	-75	FPO	75
26-Sep-12	MBL	On Market Sale	AUD 2.76	-74	FPO	74
26-Sep-12	MBL	On Market Sale	AUD 2.76	-50	FPO	50
26-Sep-12	MBL	On Market Sale	AUD 2.75	-46	FPO	46
26-Sep-12	MBL	On Market Sale	AUD 2.76	-36	FPO	36
26-Sep-12	MBL	On Market Purchase	AUD 2.76	50	FPO	50
26-Sep-12	MBL	On Market Purchase	AUD 2.76	75	FPO	75
26-Sep-12	MBL	On Market Purchase	AUD 2.76	76	FPO	76
26-Sep-12	MBL	On Market Purchase	AUD 2.76	76	FPO	76
26-Sep-12	MBL	On Market Purchase	AUD 2.75	80	FPO	80
26-Sep-12	MBL	On Market Purchase	AUD 2.75	97	FPO	97
26-Sep-12	MBL	On Market Purchase	AUD 2.75	140	FPO	140
26-Sep-12	MBL	On Market Purchase	AUD 2.76	150	FPO	150
26-Sep-12	MBL	On Market Purchase	AUD 2.76	150	FPO	150
26-Sep-12	MBL	On Market Purchase	AUD 2.76	152	FPO	152
26-Sep-12	MBL	On Market Purchase	AUD 2.76	196	FPO	196
26-Sep-12	MBL	On Market Purchase	AUD 2.77	231	FPO	231
26-Sep-12	MBL	On Market Purchase	AUD 2.76	686	FPO	686
26-Sep-12	MBL	On Market Purchase	AUD 2.76	933	FPO	933
26-Sep-12	MBL	On Market Purchase	AUD 2.76	1,153	FPO	1,153
26-Sep-12	MBL	On Market Purchase	AUD 2.76	1,240	FPO	1,240
26-Sep-12	MBL	On Market Purchase	AUD 2.75	1,421	FPO	1,421
26-Sep-12	MBL	On Market Purchase	AUD 2.75	2,148	FPO	2,148
27-Sep-12	MBL	On Market Sale	AUD 2.83	-6,664	FPO	6,664
27-Sep-12	MBL	On Market Sale	AUD 2.85	-1,938	FPO	1,938
27-Sep-12	MBL	On Market Sale	AUD 2.83	-1,215	FPO	1,215
27-Sep-12	MBL	On Market Sale	AUD 2.83	-655	FPO	655
27-Sep-12	MBL	On Market Sale	AUD 2.83	-583	FPO	583
27-Sep-12	MBL	On Market Sale	AUD 2.83	-385	FPO	385
27-Sep-12	MBL	On Market Sale	AUD 2.83	-231	FPO	231
27-Sep-12	MBL	On Market Sale	AUD 2.83	-163	FPO	163
27-Sep-12	MBL	On Market Sale	AUD 2.83	-121	FPO	121
27-Sep-12	MBL	On Market Sale	AUD 2.83	-70	FPO	70
27-Sep-12	MBL	On Market Sale	AUD 2.83	-70	FPO	70
27-Sep-12	MBL	On Market Sale	AUD 2.82	-70	FPO	70

Date of change	Person whose relevant interest changed	Nature of change	Consideration	Number of securities affected	Class	Person's votes affected
27-Sep-12	MBL	On Market Sale	AUD 2.83	-36	FPO	36
27-Sep-12	MBL	On Market Sale	AUD 2.85	-24	FPO	24
27-Sep-12	MBL	On Market Sale	AUD 2.81	-24	FPO	24
27-Sep-12	MBL	On Market Sale	AUD 2.83	-24	FPO	24
27-Sep-12	MBL	On Market Sale	AUD 2.85	-23	FPO	23
27-Sep-12	MBL	On Market Sale	AUD 2.82	-23	FPO	23
27-Sep-12	MBL	On Market Sale	AUD 2.82	-2	FPO	2
27-Sep-12	MBL	On Market Purchase	AUD 2.84	22	FPO	22
27-Sep-12	MBL	On Market Purchase	AUD 2.81	22	FPO	22
27-Sep-12	MBL	On Market Purchase	AUD 2.81	23	FPO	23
27-Sep-12	MBL	On Market Purchase	AUD 2.84	24	FPO	24
27-Sep-12	MBL	On Market Purchase	AUD 2.81	24	FPO	24
27-Sep-12	MBL	On Market Purchase	AUD 2.84	24	FPO	24
27-Sep-12	MBL	On Market Purchase	AUD 2.81	31	FPO	31
27-Sep-12	MBL	On Market Purchase	AUD 2.83	45	FPO	45
27-Sep-12	MBL	On Market Purchase	AUD 2.83	48	FPO	48
27-Sep-12	MBL	On Market Purchase	AUD 2.83	60	FPO	60
27-Sep-12	MBL	On Market Purchase	AUD 2.82	68	FPO	68
27-Sep-12	MBL	On Market Purchase	AUD 2.82	75	FPO	75
27-Sep-12	MBL	On Market Purchase	AUD 2.83	83	FPO	83
27-Sep-12	MBL	On Market Purchase	AUD 2.82	113	FPO	113
27-Sep-12	MBL	On Market Purchase	AUD 2.81	122	FPO	122
27-Sep-12	MBL	On Market Purchase	AUD 2.81	129	FPO	129
27-Sep-12	MBL	On Market Purchase	AUD 2.81	129	FPO	129
27-Sep-12	MBL	On Market Purchase	AUD 2.83	129	FPO	129
27-Sep-12	MBL	On Market Purchase	AUD 2.82	184	FPO	184
27-Sep-12	MBL	On Market Purchase	AUD 2.78	231	FPO	231
27-Sep-12	MBL	On Market Purchase	AUD 2.82	242	FPO	242
27-Sep-12	MBL	On Market Purchase	AUD 2.83	258	FPO	258
27-Sep-12	MBL	On Market Purchase	AUD 2.82	281	FPO	281
27-Sep-12	MBL	On Market Purchase	AUD 2.83	362	FPO	362
27-Sep-12	MBL	On Market Purchase	AUD 2.83	377	FPO	377
27-Sep-12	MBL	On Market Purchase	AUD 2.81	700	FPO	700
27-Sep-12	MBL	On Market Purchase	AUD 2.82	1,730	FPO	1,730
27-Sep-12	MBL	On Market Purchase	AUD 2.81	2,935	FPO	2,935
28-Sep-12	MBL	On Market Sale	AUD 2.87	-2,679	FPO	2,679
28-Sep-12	MBL	On Market Sale	AUD 2.90	-2,179	FPO	2,179
28-Sep-12	MBL	On Market Sale	AUD 2.87	-2,100	FPO	2,100
28-Sep-12	MBL	On Market Sale	AUD 2.88	-2,086	FPO	2,086
28-Sep-12	MBL	On Market Sale	AUD 2.90	-800	FPO	800
28-Sep-12	MBL	On Market Sale	AUD 2.89	-800	FPO	800
28-Sep-12	MBL	On Market Sale	AUD 2.89	-750	FPO	750
28-Sep-12	MBL	On Market Sale	AUD 2.88	-417	FPO	417
28-Sep-12	MBL	On Market Sale	AUD 2.83	-320	FPO	320
28-Sep-12	MBL	On Market Sale	AUD 2.81	-185	FPO	185
28-Sep-12	MBL	On Market Sale	AUD 2.80	-170	FPO	170
28-Sep-12	MBL	On Market Sale	AUD 2.80	-161	FPO	161
28-Sep-12	MBL	On Market Sale	AUD 2.81	-148	FPO	148
28-Sep-12	MBL	On Market Sale	AUD 2.81	-142	FPO	142
28-Sep-12	MBL	On Market Sale	AUD 2.84	-117	FPO	117
28-Sep-12	MBL	On Market Sale	AUD 2.88	-72	FPO	72
28-Sep-12	MBL	On Market Sale	AUD 2.88	-66	FPO	66
28-Sep-12	MBL	On Market Sale	AUD 2.83	-49	FPO	49
28-Sep-12	MBL	On Market Sale	AUD 2.91	-47	FPO	47
28-Sep-12	MBL	On Market Sale	AUD 2.82	-47	FPO	47
28-Sep-12	MBL	On Market Sale	AUD 2.82	-45	FPO	45
28-Sep-12	MBL	On Market Sale	AUD 2.80	-25	FPO	25
28-Sep-12	MBL	On Market Sale	AUD 2.88	-17	FPO	17
28-Sep-12	MBL	On Market Purchase	AUD 2.80	1	FPO	1
28-Sep-12	MBL	On Market Purchase	AUD 2.81	17	FPO	17
28-Sep-12	MBL	On Market Purchase	AUD 2.81	21	FPO	21
28-Sep-12	MBL	On Market Purchase	AUD 2.81	21	FPO	21
28-Sep-12	MBL	On Market Purchase	AUD 2.81	21	FPO	21
28-Sep-12	MBL	On Market Purchase	AUD 2.79	31	FPO	31
28-Sep-12	MBL	On Market Purchase	AUD 2.81	45	FPO	45
28-Sep-12	MBL	On Market Purchase	AUD 2.87	48	FPO	48
28-Sep-12	MBL	On Market Purchase	AUD 2.88	49	FPO	49
28-Sep-12	MBL	On Market Purchase	AUD 2.82	49	FPO	49
28-Sep-12	MBL	On Market Purchase	AUD 2.88	63	FPO	63
28-Sep-12	MBL	On Market Purchase	AUD 2.89	64	FPO	64
28-Sep-12	MBL	On Market Purchase	AUD 2.88	72	FPO	72
28-Sep-12	MBL	On Market Purchase	AUD 2.81	74	FPO	74
28-Sep-12	MBL	On Market Purchase	AUD 2.80	120	FPO	120
28-Sep-12	MBL	On Market Purchase	AUD 2.81	123	FPO	123

Date of change	Person whose relevant interest changed	Nature of change	Consideration	Number of securities affected	Class	Person's votes affected
28-Sep-12	MBL	On Market Purchase	AUD 2.85	129	FPO	129
28-Sep-12	MBL	On Market Purchase	AUD 2.89	156	FPO	156
28-Sep-12	MBL	On Market Purchase	AUD 2.81	157	FPO	157
28-Sep-12	MBL	On Market Purchase	AUD 2.81	193	FPO	193
28-Sep-12	MBL	On Market Purchase	AUD 2.81	248	FPO	248
28-Sep-12	MBL	On Market Purchase	AUD 2.88	264	FPO	264
28-Sep-12	MBL	On Market Purchase	AUD 2.89	385	FPO	385
28-Sep-12	MBL	On Market Purchase	AUD 2.88	404	FPO	404
28-Sep-12	MBL	On Market Purchase	AUD 2.81	499	FPO	499
28-Sep-12	MBL	On Market Purchase	AUD 2.79	560	FPO	560
28-Sep-12	MBL	On Market Purchase	AUD 2.88	727	FPO	727
28-Sep-12	MBL	On Market Purchase	AUD 2.88	824	FPO	824
28-Sep-12	MBL	On Market Purchase	AUD 2.81	1,072	FPO	1,072
28-Sep-12	MBL	On Market Purchase	AUD 2.88	1,185	FPO	1,185
28-Sep-12	MBL	On Market Purchase	AUD 2.81	1,209	FPO	1,209
28-Sep-12	MBL	On Market Purchase	AUD 2.88	1,425	FPO	1,425
28-Sep-12	MBL	On Market Purchase	AUD 2.88	2,060	FPO	2,060
01-Oct-12	MBL	On Market Sale	AUD 2.85	-2,730	FPO	2,730
01-Oct-12	MBL	On Market Sale	AUD 2.82	-461	FPO	461
01-Oct-12	MBL	On Market Sale	AUD 2.83	-383	FPO	383
01-Oct-12	MBL	On Market Sale	AUD 2.82	-216	FPO	216
01-Oct-12	MBL	On Market Sale	AUD 2.82	-150	FPO	150
01-Oct-12	MBL	On Market Sale	AUD 2.85	-118	FPO	118
01-Oct-12	MBL	On Market Sale	AUD 2.83	-75	FPO	75
01-Oct-12	MBL	On Market Sale	AUD 2.85	-50	FPO	50
01-Oct-12	MBL	On Market Sale	AUD 2.85	-31	FPO	31
01-Oct-12	MBL	On Market Sale	AUD 2.83	-23	FPO	23
01-Oct-12	MBL	On Market Sale	AUD 2.85	-20	FPO	20
01-Oct-12	MBL	On Market Purchase	AUD 2.84	6	FPO	6
01-Oct-12	MBL	On Market Purchase	AUD 2.84	18	FPO	18
01-Oct-12	MBL	On Market Purchase	AUD 2.82	23	FPO	23
01-Oct-12	MBL	On Market Purchase	AUD 2.83	47	FPO	47
01-Oct-12	MBL	On Market Purchase	AUD 2.83	50	FPO	50
01-Oct-12	MBL	On Market Purchase	AUD 2.84	50	FPO	50
01-Oct-12	MBL	On Market Purchase	AUD 2.83	54	FPO	54
01-Oct-12	MBL	On Market Purchase	AUD 2.83	75	FPO	75
01-Oct-12	MBL	On Market Purchase	AUD 2.83	129	FPO	129
01-Oct-12	MBL	On Market Purchase	AUD 2.82	129	FPO	129
01-Oct-12	MBL	On Market Purchase	AUD 2.85	129	FPO	129
01-Oct-12	MBL	On Market Purchase	AUD 2.85	143	FPO	143
01-Oct-12	MBL	On Market Purchase	AUD 2.82	150	FPO	150
01-Oct-12	MBL	On Market Purchase	AUD 2.82	150	FPO	150
01-Oct-12	MBL	On Market Purchase	AUD 2.85	183	FPO	183
01-Oct-12	MBL	On Market Purchase	AUD 2.82	214	FPO	214
01-Oct-12	MBL	On Market Purchase	AUD 2.82	1,281	FPO	1,281
02-Oct-12	MBL	On Market Sale	AUD 2.87	-1,741	FPO	1,741
02-Oct-12	MBL	On Market Sale	AUD 2.87	-900	FPO	900
02-Oct-12	MBL	On Market Sale	AUD 2.85	-784	FPO	784
02-Oct-12	MBL	On Market Sale	AUD 2.84	-430	FPO	430
02-Oct-12	MBL	On Market Sale	AUD 2.83	-301	FPO	301
02-Oct-12	MBL	On Market Sale	AUD 2.84	-231	FPO	231
02-Oct-12	MBL	On Market Sale	AUD 2.85	-120	FPO	120
02-Oct-12	MBL	On Market Sale	AUD 2.82	-99	FPO	99
02-Oct-12	MBL	On Market Sale	AUD 2.83	-97	FPO	97
02-Oct-12	MBL	On Market Sale	AUD 2.87	-64	FPO	64
02-Oct-12	MBL	On Market Sale	AUD 2.83	-60	FPO	60
02-Oct-12	MBL	On Market Sale	AUD 2.87	-59	FPO	59
02-Oct-12	MBL	On Market Sale	AUD 2.87	-56	FPO	56
02-Oct-12	MBL	On Market Sale	AUD 2.82	-49	FPO	49
02-Oct-12	MBL	On Market Sale	AUD 2.86	-46	FPO	46
02-Oct-12	MBL	On Market Sale	AUD 2.85	-23	FPO	23
02-Oct-12	MBL	On Market Sale	AUD 2.87	-23	FPO	23
02-Oct-12	MBL	On Market Sale	AUD 2.85	-21	FPO	21
02-Oct-12	MBL	On Market Sale	AUD 2.87	-15	FPO	15
02-Oct-12	MBL	On Market Sale	AUD 2.87	-14	FPO	14
02-Oct-12	MBL	On Market Purchase	AUD 2.85	2	FPO	2
02-Oct-12	MBL	On Market Purchase	AUD 2.84	24	FPO	24
02-Oct-12	MBL	On Market Purchase	AUD 2.84	48	FPO	48
02-Oct-12	MBL	On Market Purchase	AUD 2.82	49	FPO	49
02-Oct-12	MBL	On Market Purchase	AUD 2.82	58	FPO	58
02-Oct-12	MBL	On Market Purchase	AUD 2.86	71	FPO	71
02-Oct-12	MBL	On Market Purchase	AUD 2.84	73	FPO	73
02-Oct-12	MBL	On Market Purchase	AUD 2.81	111	FPO	111
02-Oct-12	MBL	On Market Purchase	AUD 2.84	118	FPO	118

Date of change	Person whose relevant interest changed	Nature of change	Consideration	Number of securities affected	Class	Person's votes affected
02-Oct-12	MBL	On Market Purchase	AUD 2.86	120	FPO	120
02-Oct-12	MBL	On Market Purchase	AUD 2.86	142	FPO	142
02-Oct-12	MBL	On Market Purchase	AUD 2.83	144	FPO	144
02-Oct-12	MBL	On Market Purchase	AUD 2.81	255	FPO	255
02-Oct-12	MBL	On Market Purchase	AUD 2.82	368	FPO	368
02-Oct-12	MBL	On Market Purchase	AUD 2.85	394	FPO	394
02-Oct-12	MBL	On Market Purchase	AUD 2.85	406	FPO	406
02-Oct-12	MBL	On Market Purchase	AUD 2.82	426	FPO	426
02-Oct-12	MBL	On Market Purchase	AUD 2.83	3,045	FPO	3,045
03-Oct-12	MBL	On Market Sale	AUD 2.83	-1,944	FPO	1,944
03-Oct-12	MBL	On Market Sale	AUD 2.83	-815	FPO	815
03-Oct-12	MBL	On Market Sale	AUD 2.83	-722	FPO	722
03-Oct-12	MBL	On Market Sale	AUD 2.84	-461	FPO	461
03-Oct-12	MBL	On Market Sale	AUD 2.83	-313	FPO	313
03-Oct-12	MBL	On Market Sale	AUD 2.83	-297	FPO	297
03-Oct-12	MBL	On Market Sale	AUD 2.81	-217	FPO	217
03-Oct-12	MBL	On Market Sale	AUD 2.82	-190	FPO	190
03-Oct-12	MBL	On Market Sale	AUD 2.88	-170	FPO	170
03-Oct-12	MBL	On Market Sale	AUD 2.83	-165	FPO	165
03-Oct-12	MBL	On Market Sale	AUD 2.83	-148	FPO	148
03-Oct-12	MBL	On Market Sale	AUD 2.83	-138	FPO	138
03-Oct-12	MBL	On Market Sale	AUD 2.82	-101	FPO	101
03-Oct-12	MBL	On Market Sale	AUD 2.83	-74	FPO	74
03-Oct-12	MBL	On Market Sale	AUD 2.87	-72	FPO	72
03-Oct-12	MBL	On Market Sale	AUD 2.82	-70	FPO	70
03-Oct-12	MBL	On Market Sale	AUD 2.82	-64	FPO	64
03-Oct-12	MBL	On Market Sale	AUD 2.84	-53	FPO	53
03-Oct-12	MBL	On Market Sale	AUD 2.91	-48	FPO	48
03-Oct-12	MBL	On Market Sale	AUD 2.91	-48	FPO	48
03-Oct-12	MBL	On Market Sale	AUD 2.82	-40	FPO	40
03-Oct-12	MBL	On Market Sale	AUD 2.84	-38	FPO	38
03-Oct-12	MBL	On Market Sale	AUD 2.82	-33	FPO	33
03-Oct-12	MBL	On Market Sale	AUD 2.88	-30	FPO	30
03-Oct-12	MBL	On Market Sale	AUD 2.89	-27	FPO	27
03-Oct-12	MBL	On Market Sale	AUD 2.90	-25	FPO	25
03-Oct-12	MBL	On Market Sale	AUD 2.85	-20	FPO	20
03-Oct-12	MBL	On Market Sale	AUD 2.92	-19	FPO	19
03-Oct-12	MBL	On Market Sale	AUD 2.90	-10	FPO	10
03-Oct-12	MBL	On Market Purchase	AUD 2.83	3	FPO	3
03-Oct-12	MBL	On Market Purchase	AUD 2.82	52	FPO	52
03-Oct-12	MBL	On Market Purchase	AUD 2.91	83	FPO	83
03-Oct-12	MBL	On Market Purchase	AUD 2.91	93	FPO	93
03-Oct-12	MBL	On Market Purchase	AUD 2.91	93	FPO	93
03-Oct-12	MBL	On Market Purchase	AUD 2.89	96	FPO	96
03-Oct-12	MBL	On Market Purchase	AUD 2.82	101	FPO	101
03-Oct-12	MBL	On Market Purchase	AUD 2.83	129	FPO	129
03-Oct-12	MBL	On Market Purchase	AUD 2.86	129	FPO	129
03-Oct-12	MBL	On Market Purchase	AUD 2.83	129	FPO	129
03-Oct-12	MBL	On Market Purchase	AUD 2.82	129	FPO	129
03-Oct-12	MBL	On Market Purchase	AUD 2.81	137	FPO	137
03-Oct-12	MBL	On Market Purchase	AUD 2.82	148	FPO	148
03-Oct-12	MBL	On Market Purchase	AUD 2.86	188	FPO	188
03-Oct-12	MBL	On Market Purchase	AUD 2.83	213	FPO	213
03-Oct-12	MBL	On Market Purchase	AUD 2.83	217	FPO	217
03-Oct-12	MBL	On Market Purchase	AUD 2.84	219	FPO	219
03-Oct-12	MBL	On Market Purchase	AUD 2.83	247	FPO	247
03-Oct-12	MBL	On Market Purchase	AUD 2.82	248	FPO	248
03-Oct-12	MBL	On Market Purchase	AUD 2.83	364	FPO	364
03-Oct-12	MBL	On Market Purchase	AUD 2.82	424	FPO	424
03-Oct-12	MBL	On Market Purchase	AUD 2.81	459	FPO	459
03-Oct-12	MBL	On Market Purchase	AUD 2.83	610	FPO	610
03-Oct-12	MBL	On Market Purchase	AUD 2.84	763	FPO	763
03-Oct-12	MBL	On Market Purchase	AUD 2.88	800	FPO	800
03-Oct-12	MBL	On Market Purchase	AUD 2.83	1,195	FPO	1,195
03-Oct-12	MBL	On Market Purchase	AUD 2.83	1,239	FPO	1,239
03-Oct-12	MBL	On Market Purchase	AUD 2.83	1,275	FPO	1,275
03-Oct-12	MBL	On Market Purchase	AUD 2.82	1,372	FPO	1,372
03-Oct-12	MBL	On Market Purchase	AUD 2.84	1,964	FPO	1,964
03-Oct-12	MBL	On Market Purchase	AUD 2.88	2,400	FPO	2,400
03-Oct-12	MBL	On Market Purchase	AUD 2.85	3,573	FPO	3,573
04-Oct-12	MBL	On Market Sale	AUD 2.84	-4,084	FPO	4,084
04-Oct-12	MBL	On Market Sale	AUD 2.86	-1,206	FPO	1,206
04-Oct-12	MBL	On Market Sale	AUD 2.86	-828	FPO	828
04-Oct-12	MBL	On Market Sale	AUD 2.84	-757	FPO	757

Date of change	Person whose relevant interest changed	Nature of change	Consideration	Number of securities affected	Class	Person's votes affected
04-Oct-12	MBL	On Market Sale	AUD 2.85	-168	FPO	168
04-Oct-12	MBL	On Market Sale	AUD 2.81	-97	FPO	97
04-Oct-12	MBL	On Market Sale	AUD 2.83	-90	FPO	90
04-Oct-12	MBL	On Market Sale	AUD 2.85	-60	FPO	60
04-Oct-12	MBL	On Market Sale	AUD 2.84	-58	FPO	58
04-Oct-12	MBL	On Market Sale	AUD 2.84	-51	FPO	51
04-Oct-12	MBL	On Market Sale	AUD 2.83	-48	FPO	48
04-Oct-12	MBL	On Market Sale	AUD 2.84	-45	FPO	45
04-Oct-12	MBL	On Market Sale	AUD 2.87	-43	FPO	43
04-Oct-12	MBL	On Market Sale	AUD 2.84	-36	FPO	36
04-Oct-12	MBL	On Market Sale	AUD 2.84	-23	FPO	23
04-Oct-12	MBL	On Market Sale	AUD 2.83	-17	FPO	17
04-Oct-12	MBL	On Market Purchase	AUD 2.82	23	FPO	23
04-Oct-12	MBL	On Market Purchase	AUD 2.84	24	FPO	24
04-Oct-12	MBL	On Market Purchase	AUD 2.82	24	FPO	24
04-Oct-12	MBL	On Market Purchase	AUD 2.84	24	FPO	24
04-Oct-12	MBL	On Market Purchase	AUD 2.85	36	FPO	36
04-Oct-12	MBL	On Market Purchase	AUD 2.84	36	FPO	36
04-Oct-12	MBL	On Market Purchase	AUD 2.84	36	FPO	36
04-Oct-12	MBL	On Market Purchase	AUD 2.82	36	FPO	36
04-Oct-12	MBL	On Market Purchase	AUD 2.83	60	FPO	60
04-Oct-12	MBL	On Market Purchase	AUD 2.85	72	FPO	72
04-Oct-12	MBL	On Market Purchase	AUD 2.83	142	FPO	142
04-Oct-12	MBL	On Market Purchase	AUD 2.85	156	FPO	156
04-Oct-12	MBL	On Market Purchase	AUD 2.84	230	FPO	230
04-Oct-12	MBL	On Market Purchase	AUD 2.86	575	FPO	575
04-Oct-12	MBL	On Market Purchase	AUD 2.86	673	FPO	673
04-Oct-12	MBL	On Market Purchase	AUD 2.85	886	FPO	886
04-Oct-12	MBL	On Market Purchase	AUD 2.86	912	FPO	912
04-Oct-12	MBL	On Market Purchase	AUD 2.84	1,101	FPO	1,101
04-Oct-12	MBL	On Market Purchase	AUD 2.86	1,403	FPO	1,403
04-Oct-12	MBL	On Market Purchase	AUD 2.84	2,472	FPO	2,472
04-Oct-12	MBL	On Market Purchase	AUD 2.86	3,487	FPO	3,487
04-Oct-12	MBL	On Market Purchase	AUD 2.83	5,155	FPO	5,155
04-Oct-12	MBL	On Market Purchase	AUD 2.85	5,267	FPO	5,267
04-Oct-12	MBL	On Market Purchase	AUD 2.84	6,232	FPO	6,232
05-Oct-12	MBL	On Market Sale	AUD 2.87	-638	FPO	638
05-Oct-12	MBL	On Market Sale	AUD 2.87	-536	FPO	536
05-Oct-12	MBL	On Market Sale	AUD 2.87	-407	FPO	407
05-Oct-12	MBL	On Market Sale	AUD 2.87	-247	FPO	247
05-Oct-12	MBL	On Market Sale	AUD 2.84	-230	FPO	230
05-Oct-12	MBL	On Market Sale	AUD 2.87	-100	FPO	100
05-Oct-12	MBL	On Market Sale	AUD 2.86	-94	FPO	94
05-Oct-12	MBL	On Market Sale	AUD 2.85	-72	FPO	72
05-Oct-12	MBL	On Market Sale	AUD 2.88	-47	FPO	47
05-Oct-12	MBL	On Market Sale	AUD 2.87	-14	FPO	14
05-Oct-12	MBL	On Market Purchase	AUD 2.85	23	FPO	23
05-Oct-12	MBL	On Market Purchase	AUD 2.85	24	FPO	24
05-Oct-12	MBL	On Market Purchase	AUD 2.87	38	FPO	38
05-Oct-12	MBL	On Market Purchase	AUD 2.85	45	FPO	45
05-Oct-12	MBL	On Market Purchase	AUD 2.87	104	FPO	104
05-Oct-12	MBL	On Market Purchase	AUD 2.87	114	FPO	114
05-Oct-12	MBL	On Market Purchase	AUD 2.86	129	FPO	129
05-Oct-12	MBL	On Market Purchase	AUD 2.86	236	FPO	236
05-Oct-12	MBL	On Market Purchase	AUD 2.87	654	FPO	654
05-Oct-12	MBL	On Market Purchase	AUD 2.87	1,139	FPO	1,139
05-Oct-12	MBL	On Market Purchase	AUD 2.87	1,783	FPO	1,783
08-Oct-12	MBL	On Market Sale	AUD 2.87	-5,091	FPO	5,091
08-Oct-12	MBL	On Market Sale	AUD 2.85	-1,022	FPO	1,022
08-Oct-12	MBL	On Market Sale	AUD 2.84	-97	FPO	97
08-Oct-12	MBL	On Market Sale	AUD 2.87	-96	FPO	96
08-Oct-12	MBL	On Market Sale	AUD 2.84	-95	FPO	95
08-Oct-12	MBL	On Market Sale	AUD 2.84	-52	FPO	52
08-Oct-12	MBL	On Market Sale	AUD 2.85	-48	FPO	48
08-Oct-12	MBL	On Market Sale	AUD 2.84	-48	FPO	48
08-Oct-12	MBL	On Market Sale	AUD 2.83	-48	FPO	48
08-Oct-12	MBL	On Market Sale	AUD 2.83	-47	FPO	47
08-Oct-12	MBL	On Market Sale	AUD 2.84	-43	FPO	43
08-Oct-12	MBL	On Market Sale	AUD 2.84	-24	FPO	24
08-Oct-12	MBL	On Market Purchase	AUD 2.83	43	FPO	43
08-Oct-12	MBL	On Market Purchase	AUD 2.82	44	FPO	44
08-Oct-12	MBL	On Market Purchase	AUD 2.85	46	FPO	46
08-Oct-12	MBL	On Market Purchase	AUD 2.84	48	FPO	48
08-Oct-12	MBL	On Market Purchase	AUD 2.84	48	FPO	48

Date of change	Person whose relevant interest changed	Nature of change	Consideration	Number of securities affected	Class	Person's votes affected
08-Oct-12	MBL	On Market Purchase	AUD 2.84	48	FPO	48
08-Oct-12	MBL	On Market Purchase	AUD 2.84	48	FPO	48
08-Oct-12	MBL	On Market Purchase	AUD 2.86	95	FPO	95
08-Oct-12	MBL	On Market Purchase	AUD 2.83	129	FPO	129
08-Oct-12	MBL	On Market Purchase	AUD 2.88	461	FPO	461
08-Oct-12	MBL	On Market Purchase	AUD 2.84	1,200	FPO	1,200
08-Oct-12	MBL	On Market Purchase	AUD 2.85	2,082	FPO	2,082
08-Oct-12	MBL	On Market Purchase	AUD 2.87	5,091	FPO	5,091
09-Oct-12	MBL	On Market Sale	AUD 2.83	-401	FPO	401
09-Oct-12	MBL	On Market Sale	AUD 2.84	-161	FPO	161
09-Oct-12	MBL	On Market Sale	AUD 2.82	-115	FPO	115
09-Oct-12	MBL	On Market Sale	AUD 2.84	-47	FPO	47
09-Oct-12	MBL	On Market Sale	AUD 2.83	-24	FPO	24
09-Oct-12	MBL	On Market Sale	AUD 2.84	-24	FPO	24
09-Oct-12	MBL	On Market Sale	AUD 2.84	-24	FPO	24
09-Oct-12	MBL	On Market Purchase	AUD 2.82	72	FPO	72
09-Oct-12	MBL	On Market Purchase	AUD 2.82	72	FPO	72
09-Oct-12	MBL	On Market Purchase	AUD 2.83	73	FPO	73
09-Oct-12	MBL	On Market Purchase	AUD 2.84	184	FPO	184
09-Oct-12	MBL	On Market Purchase	AUD 2.84	196	FPO	196
09-Oct-12	MBL	On Market Purchase	AUD 2.83	268	FPO	268
09-Oct-12	MBL	On Market Purchase	AUD 2.83	725	FPO	725
10-Oct-12	MBL	On Market Sale	AUD 2.91	-3,494	FPO	3,494
10-Oct-12	MBL	On Market Sale	AUD 2.91	-2,434	FPO	2,434
10-Oct-12	MBL	On Market Sale	AUD 2.91	-1,622	FPO	1,622
10-Oct-12	MBL	On Market Sale	AUD 2.89	-858	FPO	858
10-Oct-12	MBL	On Market Sale	AUD 2.92	-498	FPO	498
10-Oct-12	MBL	On Market Sale	AUD 2.91	-295	FPO	295
10-Oct-12	MBL	On Market Sale	AUD 2.91	-216	FPO	216
10-Oct-12	MBL	On Market Sale	AUD 2.90	-211	FPO	211
10-Oct-12	MBL	On Market Sale	AUD 2.87	-59	FPO	59
10-Oct-12	MBL	On Market Sale	AUD 2.91	-55	FPO	55
10-Oct-12	MBL	On Market Sale	AUD 2.86	-48	FPO	48
10-Oct-12	MBL	On Market Sale	AUD 2.85	-47	FPO	47
10-Oct-12	MBL	On Market Sale	AUD 2.91	-43	FPO	43
10-Oct-12	MBL	On Market Sale	AUD 2.87	-24	FPO	24
10-Oct-12	MBL	On Market Purchase	AUD 2.91	21	FPO	21
10-Oct-12	MBL	On Market Purchase	AUD 2.86	22	FPO	22
10-Oct-12	MBL	On Market Purchase	AUD 2.91	22	FPO	22
10-Oct-12	MBL	On Market Purchase	AUD 2.91	22	FPO	22
10-Oct-12	MBL	On Market Purchase	AUD 2.87	23	FPO	23
10-Oct-12	MBL	On Market Purchase	AUD 2.87	23	FPO	23
10-Oct-12	MBL	On Market Purchase	AUD 2.86	24	FPO	24
10-Oct-12	MBL	On Market Purchase	AUD 2.87	36	FPO	36
10-Oct-12	MBL	On Market Purchase	AUD 2.91	43	FPO	43
10-Oct-12	MBL	On Market Purchase	AUD 2.86	129	FPO	129
10-Oct-12	MBL	On Market Purchase	AUD 2.91	141	FPO	141
10-Oct-12	MBL	On Market Purchase	AUD 2.85	460	FPO	460
10-Oct-12	MBL	On Market Purchase	AUD 2.91	531	FPO	531
10-Oct-12	MBL	On Market Purchase	AUD 2.90	928	FPO	928
11-Oct-12	MBL	On Market Sale	AUD 2.93	-3,450	FPO	3,450
11-Oct-12	MBL	On Market Sale	AUD 2.94	-2,281	FPO	2,281
11-Oct-12	MBL	On Market Sale	AUD 2.94	-984	FPO	984
11-Oct-12	MBL	On Market Sale	AUD 2.93	-357	FPO	357
11-Oct-12	MBL	On Market Sale	AUD 2.92	-288	FPO	288
11-Oct-12	MBL	On Market Sale	AUD 2.94	-177	FPO	177
11-Oct-12	MBL	On Market Sale	AUD 2.94	-140	FPO	140
11-Oct-12	MBL	On Market Sale	AUD 2.90	-115	FPO	115
11-Oct-12	MBL	On Market Sale	AUD 2.93	-111	FPO	111
11-Oct-12	MBL	On Market Sale	AUD 2.94	-106	FPO	106
11-Oct-12	MBL	On Market Sale	AUD 2.93	-89	FPO	89
11-Oct-12	MBL	On Market Sale	AUD 2.91	-72	FPO	72
11-Oct-12	MBL	On Market Sale	AUD 2.93	-71	FPO	71
11-Oct-12	MBL	On Market Sale	AUD 2.92	-50	FPO	50
11-Oct-12	MBL	On Market Sale	AUD 2.92	-48	FPO	48
11-Oct-12	MBL	On Market Sale	AUD 2.92	-48	FPO	48
11-Oct-12	MBL	On Market Sale	AUD 2.94	-7	FPO	7
11-Oct-12	MBL	On Market Sale	AUD 2.94	-6	FPO	6
11-Oct-12	MBL	On Market Purchase	AUD 2.92	6	FPO	6
11-Oct-12	MBL	On Market Purchase	AUD 2.92	40	FPO	40
11-Oct-12	MBL	On Market Purchase	AUD 2.92	43	FPO	43
11-Oct-12	MBL	On Market Purchase	AUD 2.92	47	FPO	47
11-Oct-12	MBL	On Market Purchase	AUD 2.92	47	FPO	47
11-Oct-12	MBL	On Market Purchase	AUD 2.92	49	FPO	49

Date of change	Person whose relevant interest changed	Nature of change	Consideration	Number of securities affected	Class	Person's votes affected
11-Oct-12	MBL	On Market Purchase	AUD 2.92	66	FPO	66
11-Oct-12	MBL	On Market Purchase	AUD 2.92	67	FPO	67
11-Oct-12	MBL	On Market Purchase	AUD 2.92	70	FPO	70
11-Oct-12	MBL	On Market Purchase	AUD 2.92	70	FPO	70
11-Oct-12	MBL	On Market Purchase	AUD 2.93	71	FPO	71
11-Oct-12	MBL	On Market Purchase	AUD 2.92	80	FPO	80
11-Oct-12	MBL	On Market Purchase	AUD 2.93	80	FPO	80
11-Oct-12	MBL	On Market Purchase	AUD 2.94	106	FPO	106
11-Oct-12	MBL	On Market Purchase	AUD 2.92	107	FPO	107
11-Oct-12	MBL	On Market Purchase	AUD 2.92	137	FPO	137
11-Oct-12	MBL	On Market Purchase	AUD 2.91	460	FPO	460
11-Oct-12	MBL	On Market Purchase	AUD 2.91	3,914	FPO	3,914
12-Oct-12	MBL	On Market Sale	AUD 2.82	-389	FPO	389
12-Oct-12	MBL	On Market Sale	AUD 2.81	-382	FPO	382
12-Oct-12	MBL	On Market Sale	AUD 2.83	-129	FPO	129
12-Oct-12	MBL	On Market Sale	AUD 2.84	-92	FPO	92
12-Oct-12	MBL	On Market Sale	AUD 2.85	-49	FPO	49
12-Oct-12	MBL	On Market Sale	AUD 2.84	-49	FPO	49
12-Oct-12	MBL	On Market Sale	AUD 2.85	-24	FPO	24
12-Oct-12	MBL	On Market Purchase	AUD 2.85	23	FPO	23
12-Oct-12	MBL	On Market Purchase	AUD 2.84	24	FPO	24
12-Oct-12	MBL	On Market Purchase	AUD 2.85	36	FPO	36
12-Oct-12	MBL	On Market Purchase	AUD 2.83	39	FPO	39
12-Oct-12	MBL	On Market Purchase	AUD 2.83	49	FPO	49
12-Oct-12	MBL	On Market Purchase	AUD 2.90	70	FPO	70
12-Oct-12	MBL	On Market Purchase	AUD 2.92	115	FPO	115
12-Oct-12	MBL	On Market Purchase	AUD 2.82	221	FPO	221
12-Oct-12	MBL	On Market Purchase	AUD 2.82	221	FPO	221
12-Oct-12	MBL	On Market Purchase	AUD 2.83	267	FPO	267
12-Oct-12	MBL	On Market Purchase	AUD 2.81	341	FPO	341
12-Oct-12	MBL	On Market Purchase	AUD 2.81	1,142	FPO	1,142
15-Oct-12	MBL	On Market Sale	AUD 2.82	-2,854	FPO	2,854
15-Oct-12	MBL	On Market Sale	AUD 2.84	-1,909	FPO	1,909
15-Oct-12	MBL	On Market Sale	AUD 2.84	-1,434	FPO	1,434
15-Oct-12	MBL	On Market Sale	AUD 2.82	-893	FPO	893
15-Oct-12	MBL	On Market Sale	AUD 2.84	-334	FPO	334
15-Oct-12	MBL	On Market Sale	AUD 2.84	-159	FPO	159
15-Oct-12	MBL	On Market Sale	AUD 2.85	-117	FPO	117
15-Oct-12	MBL	On Market Sale	AUD 2.84	-112	FPO	112
15-Oct-12	MBL	On Market Sale	AUD 2.86	-87	FPO	87
15-Oct-12	MBL	On Market Sale	AUD 2.83	-68	FPO	68
15-Oct-12	MBL	On Market Sale	AUD 2.85	-46	FPO	46
15-Oct-12	MBL	On Market Sale	AUD 2.86	-23	FPO	23
15-Oct-12	MBL	On Market Sale	AUD 2.85	-23	FPO	23
15-Oct-12	MBL	On Market Sale	AUD 2.85	-23	FPO	23
15-Oct-12	MBL	On Market Sale	AUD 2.85	-1	FPO	1
15-Oct-12	MBL	On Market Purchase	AUD 2.84	21	FPO	21
15-Oct-12	MBL	On Market Purchase	AUD 2.85	46	FPO	46
15-Oct-12	MBL	On Market Purchase	AUD 2.85	111	FPO	111
15-Oct-12	MBL	On Market Purchase	AUD 2.84	114	FPO	114
15-Oct-12	MBL	On Market Purchase	AUD 2.84	118	FPO	118
15-Oct-12	MBL	On Market Purchase	AUD 2.85	161	FPO	161
15-Oct-12	MBL	On Market Purchase	AUD 2.85	184	FPO	184
15-Oct-12	MBL	On Market Purchase	AUD 2.84	258	FPO	258
15-Oct-12	MBL	On Market Purchase	AUD 2.84	524	FPO	524
15-Oct-12	MBL	On Market Purchase	AUD 2.84	610	FPO	610
15-Oct-12	MBL	On Market Purchase	AUD 2.83	887	FPO	887
15-Oct-12	MBL	On Market Purchase	AUD 2.82	1,519	FPO	1,519
15-Oct-12	MBL	On Market Purchase	AUD 2.84	1,571	FPO	1,571
15-Oct-12	MBL	On Market Purchase	AUD 2.84	3,477	FPO	3,477
15-Oct-12	MBL	On Market Purchase	AUD 2.85	8,925	FPO	8,925
16-Oct-12	MBL	On Market Sale	AUD 2.87	-1,395	FPO	1,395
16-Oct-12	MBL	On Market Sale	AUD 2.87	-192	FPO	192
16-Oct-12	MBL	On Market Sale	AUD 2.87	-144	FPO	144
16-Oct-12	MBL	On Market Sale	AUD 2.86	-101	FPO	101
16-Oct-12	MBL	On Market Sale	AUD 2.87	-94	FPO	94
16-Oct-12	MBL	On Market Sale	AUD 2.85	-72	FPO	72
16-Oct-12	MBL	On Market Sale	AUD 2.86	-72	FPO	72
16-Oct-12	MBL	On Market Sale	AUD 2.85	-24	FPO	24
16-Oct-12	MBL	On Market Purchase	AUD 2.87	5	FPO	5
16-Oct-12	MBL	On Market Purchase	AUD 2.85	24	FPO	24
16-Oct-12	MBL	On Market Purchase	AUD 2.86	89	FPO	89
16-Oct-12	MBL	On Market Purchase	AUD 2.85	230	FPO	230
16-Oct-12	MBL	On Market Purchase	AUD 2.86	332	FPO	332

Date of change	Person whose relevant interest changed	Nature of change	Consideration	Number of securities affected	Class	Person's votes affected
16-Oct-12	MBL	On Market Purchase	AUD 2.86	400	FPO	400
16-Oct-12	MBL	On Market Purchase	AUD 2.87	423	FPO	423
16-Oct-12	MBL	On Market Purchase	AUD 2.85	1,239	FPO	1,239
16-Oct-12	MBL	On Market Purchase	AUD 2.86	1,318	FPO	1,318
16-Oct-12	MBL	On Market Purchase	AUD 2.86	1,400	FPO	1,400
16-Oct-12	MBL	On Market Purchase	AUD 2.85	1,461	FPO	1,461
16-Oct-12	MBL	On Market Purchase	AUD 2.86	1,522	FPO	1,522
16-Oct-12	MBL	On Market Purchase	AUD 2.86	1,543	FPO	1,543
17-Oct-12	MBL	On Market Sale	AUD 2.90	-714	FPO	714
17-Oct-12	MBL	On Market Sale	AUD 2.90	-399	FPO	399
17-Oct-12	MBL	On Market Sale	AUD 2.90	-285	FPO	285
17-Oct-12	MBL	On Market Sale	AUD 2.90	-233	FPO	233
17-Oct-12	MBL	On Market Sale	AUD 2.90	-47	FPO	47
17-Oct-12	MBL	On Market Sale	AUD 2.90	-47	FPO	47
17-Oct-12	MBL	On Market Sale	AUD 2.90	-25	FPO	25
17-Oct-12	MBL	On Market Sale	AUD 2.89	-23	FPO	23
17-Oct-12	MBL	On Market Purchase	AUD 2.90	47	FPO	47
17-Oct-12	MBL	On Market Purchase	AUD 2.89	47	FPO	47
17-Oct-12	MBL	On Market Purchase	AUD 2.90	129	FPO	129
17-Oct-12	MBL	On Market Purchase	AUD 2.90	399	FPO	399
17-Oct-12	MBL	On Market Purchase	AUD 2.91	690	FPO	690
17-Oct-12	MBL	On Market Purchase	AUD 2.90	1,255	FPO	1,255
17-Oct-12	MBL	On Market Purchase	AUD 2.90	1,665	FPO	1,665
18-Oct-12	MBL	On Market Sale	AUD 2.91	-690	FPO	690
18-Oct-12	MBL	On Market Sale	AUD 2.91	-187	FPO	187
18-Oct-12	MBL	On Market Sale	AUD 2.90	-46	FPO	46
18-Oct-12	MBL	On Market Sale	AUD 2.89	-24	FPO	24
18-Oct-12	MBL	On Market Sale	AUD 2.91	-23	FPO	23
18-Oct-12	MBL	On Market Sale	AUD 2.88	-6	FPO	6
18-Oct-12	MBL	On Market Purchase	AUD 2.89	24	FPO	24
18-Oct-12	MBL	On Market Purchase	AUD 2.91	24	FPO	24
18-Oct-12	MBL	On Market Purchase	AUD 2.90	96	FPO	96
18-Oct-12	MBL	On Market Purchase	AUD 2.90	142	FPO	142
18-Oct-12	MBL	On Market Purchase	AUD 2.88	299	FPO	299
19-Oct-12	MBL	On Market Sale	AUD 2.95	-79,797	FPO	79,797
19-Oct-12	MBL	On Market Sale	AUD 2.88	-8,026	FPO	8,026
19-Oct-12	MBL	On Market Sale	AUD 2.88	-5,016	FPO	5,016
19-Oct-12	MBL	On Market Sale	AUD 2.95	-606	FPO	606
19-Oct-12	MBL	On Market Sale	AUD 2.95	-377	FPO	377
19-Oct-12	MBL	On Market Sale	AUD 2.93	-326	FPO	326
19-Oct-12	MBL	On Market Sale	AUD 2.91	-228	FPO	228
19-Oct-12	MBL	On Market Sale	AUD 2.90	-138	FPO	138
19-Oct-12	MBL	On Market Sale	AUD 2.88	-129	FPO	129
19-Oct-12	MBL	On Market Sale	AUD 2.89	-64	FPO	64
19-Oct-12	MBL	On Market Sale	AUD 2.88	-48	FPO	48
19-Oct-12	MBL	On Market Sale	AUD 2.88	-24	FPO	24
19-Oct-12	MBL	On Market Sale	AUD 2.89	-23	FPO	23
19-Oct-12	MBL	On Market Sale	AUD 2.90	-21	FPO	21
19-Oct-12	MBL	On Market Sale	AUD 2.89	-21	FPO	21
19-Oct-12	MBL	On Market Purchase	AUD 2.89	45	FPO	45
19-Oct-12	MBL	On Market Purchase	AUD 2.88	46	FPO	46
19-Oct-12	MBL	On Market Purchase	AUD 2.91	47	FPO	47
19-Oct-12	MBL	On Market Purchase	AUD 2.89	67	FPO	67
19-Oct-12	MBL	On Market Purchase	AUD 2.90	90	FPO	90
19-Oct-12	MBL	On Market Purchase	AUD 2.90	94	FPO	94
19-Oct-12	MBL	On Market Purchase	AUD 2.94	408	FPO	408
19-Oct-12	MBL	On Market Purchase	AUD 2.95	702	FPO	702
19-Oct-12	MBL	On Market Purchase	AUD 2.95	150,000	FPO	150,000
22-Oct-12	MBL	On Market Sale	AUD 3.07	-5,088	FPO	5,088
22-Oct-12	MBL	On Market Sale	AUD 3.08	-4,763	FPO	4,763
22-Oct-12	MBL	On Market Sale	AUD 2.98	-4,356	FPO	4,356
22-Oct-12	MBL	On Market Sale	AUD 3.02	-3,271	FPO	3,271
22-Oct-12	MBL	On Market Sale	AUD 2.98	-3,069	FPO	3,069
22-Oct-12	MBL	On Market Sale	AUD 3.05	-3,000	FPO	3,000
22-Oct-12	MBL	On Market Sale	AUD 3.02	-2,832	FPO	2,832
22-Oct-12	MBL	On Market Sale	AUD 3.03	-2,634	FPO	2,634
22-Oct-12	MBL	On Market Sale	AUD 3.03	-2,259	FPO	2,259
22-Oct-12	MBL	On Market Sale	AUD 3.02	-1,350	FPO	1,350
22-Oct-12	MBL	On Market Sale	AUD 3.06	-1,238	FPO	1,238
22-Oct-12	MBL	On Market Sale	AUD 3.03	-808	FPO	808
22-Oct-12	MBL	On Market Sale	AUD 3.07	-452	FPO	452
22-Oct-12	MBL	On Market Sale	AUD 2.94	-359	FPO	359
22-Oct-12	MBL	On Market Sale	AUD 2.98	-258	FPO	258
22-Oct-12	MBL	On Market Sale	AUD 2.90	-230	FPO	230

Date of change	Person whose relevant interest changed	Nature of change	Consideration	Number of securities affected	Class	Person's votes affected
22-Oct-12	MBL	On Market Sale	AUD 3.03	-130	FPO	130
22-Oct-12	MBL	On Market Sale	AUD 3.07	-110	FPO	110
22-Oct-12	MBL	On Market Sale	AUD 3.06	-91	FPO	91
22-Oct-12	MBL	On Market Sale	AUD 3.07	-88	FPO	88
22-Oct-12	MBL	On Market Sale	AUD 3.06	-67	FPO	67
22-Oct-12	MBL	On Market Sale	AUD 2.96	-67	FPO	67
22-Oct-12	MBL	On Market Sale	AUD 3.02	-46	FPO	46
22-Oct-12	MBL	On Market Sale	AUD 3.04	-42	FPO	42
22-Oct-12	MBL	On Market Sale	AUD 2.94	-23	FPO	23
22-Oct-12	MBL	On Market Sale	AUD 3.02	-22	FPO	22
22-Oct-12	MBL	On Market Sale	AUD 2.94	-21	FPO	21
22-Oct-12	MBL	On Market Purchase	AUD 3.07	9	FPO	9
22-Oct-12	MBL	On Market Purchase	AUD 2.94	21	FPO	21
22-Oct-12	MBL	On Market Purchase	AUD 2.94	23	FPO	23
22-Oct-12	MBL	On Market Purchase	AUD 3.03	42	FPO	42
22-Oct-12	MBL	On Market Purchase	AUD 3.06	43	FPO	43
22-Oct-12	MBL	On Market Purchase	AUD 3.04	46	FPO	46
22-Oct-12	MBL	On Market Purchase	AUD 3.05	67	FPO	67
22-Oct-12	MBL	On Market Purchase	AUD 3.06	90	FPO	90
22-Oct-12	MBL	On Market Purchase	AUD 3.06	90	FPO	90
22-Oct-12	MBL	On Market Purchase	AUD 3.05	91	FPO	91
22-Oct-12	MBL	On Market Purchase	AUD 3.06	91	FPO	91
22-Oct-12	MBL	On Market Purchase	AUD 2.93	94	FPO	94
22-Oct-12	MBL	On Market Purchase	AUD 3.07	122	FPO	122
22-Oct-12	MBL	On Market Purchase	AUD 3.06	549	FPO	549
22-Oct-12	MBL	On Market Purchase	AUD 3.04	593	FPO	593
22-Oct-12	MBL	On Market Purchase	AUD 3.02	1,154	FPO	1,154
22-Oct-12	MBL	On Market Purchase	AUD 3.03	1,598	FPO	1,598
22-Oct-12	MBL	On Market Purchase	AUD 3.01	3,113	FPO	3,113
22-Oct-12	MBL	On Market Purchase	AUD 3.02	3,401	FPO	3,401
23-Oct-12	MBL	On Market Sale	AUD 3.09	-2,396	FPO	2,396
23-Oct-12	MBL	On Market Sale	AUD 3.09	-1,195	FPO	1,195
23-Oct-12	MBL	On Market Sale	AUD 3.08	-588	FPO	588
23-Oct-12	MBL	On Market Sale	AUD 3.08	-327	FPO	327
23-Oct-12	MBL	On Market Sale	AUD 3.08	-235	FPO	235
23-Oct-12	MBL	On Market Sale	AUD 3.09	-210	FPO	210
23-Oct-12	MBL	On Market Sale	AUD 3.09	-204	FPO	204
23-Oct-12	MBL	On Market Sale	AUD 3.09	-186	FPO	186
23-Oct-12	MBL	On Market Sale	AUD 3.08	-141	FPO	141
23-Oct-12	MBL	On Market Sale	AUD 3.08	-129	FPO	129
23-Oct-12	MBL	On Market Sale	AUD 3.07	-101	FPO	101
23-Oct-12	MBL	On Market Sale	AUD 3.08	-73	FPO	73
23-Oct-12	MBL	On Market Sale	AUD 3.09	-42	FPO	42
23-Oct-12	MBL	On Market Sale	AUD 3.10	-23	FPO	23
23-Oct-12	MBL	On Market Sale	AUD 3.10	-22	FPO	22
23-Oct-12	MBL	On Market Purchase	AUD 3.08	21	FPO	21
23-Oct-12	MBL	On Market Purchase	AUD 3.09	22	FPO	22
23-Oct-12	MBL	On Market Purchase	AUD 3.10	23	FPO	23
23-Oct-12	MBL	On Market Purchase	AUD 3.09	93	FPO	93
23-Oct-12	MBL	On Market Purchase	AUD 3.09	112	FPO	112
23-Oct-12	MBL	On Market Purchase	AUD 3.08	186	FPO	186
23-Oct-12	MBL	On Market Purchase	AUD 3.09	296	FPO	296
23-Oct-12	MBL	On Market Purchase	AUD 3.08	407	FPO	407
23-Oct-12	MBL	On Market Purchase	AUD 3.08	706	FPO	706
23-Oct-12	MBL	On Market Purchase	AUD 3.08	805	FPO	805
24-Oct-12	MBL	On Market Sale	AUD 3.10	-5,164	FPO	5,164
24-Oct-12	MBL	On Market Sale	AUD 3.07	-1,670	FPO	1,670
24-Oct-12	MBL	On Market Sale	AUD 3.08	-1,029	FPO	1,029
24-Oct-12	MBL	On Market Sale	AUD 3.07	-880	FPO	880
24-Oct-12	MBL	On Market Sale	AUD 3.08	-764	FPO	764
24-Oct-12	MBL	On Market Sale	AUD 3.08	-547	FPO	547
24-Oct-12	MBL	On Market Sale	AUD 3.12	-544	FPO	544
24-Oct-12	MBL	On Market Sale	AUD 3.12	-441	FPO	441
24-Oct-12	MBL	On Market Sale	AUD 3.12	-405	FPO	405
24-Oct-12	MBL	On Market Sale	AUD 3.07	-391	FPO	391
24-Oct-12	MBL	On Market Sale	AUD 3.11	-294	FPO	294
24-Oct-12	MBL	On Market Sale	AUD 3.08	-238	FPO	238
24-Oct-12	MBL	On Market Sale	AUD 3.08	-230	FPO	230
24-Oct-12	MBL	On Market Sale	AUD 3.09	-190	FPO	190
24-Oct-12	MBL	On Market Sale	AUD 3.10	-158	FPO	158
24-Oct-12	MBL	On Market Sale	AUD 3.12	-147	FPO	147
24-Oct-12	MBL	On Market Sale	AUD 3.09	-147	FPO	147
24-Oct-12	MBL	On Market Sale	AUD 3.10	-136	FPO	136
24-Oct-12	MBL	On Market Sale	AUD 3.08	-66	FPO	66

Date of change	Person whose relevant interest changed	Nature of change	Consideration	Number of securities affected	Class	Person's votes affected
24-Oct-12	MBL	On Market Purchase	AUD 3.07	36	FPO	36
24-Oct-12	MBL	On Market Purchase	AUD 3.09	39	FPO	39
24-Oct-12	MBL	On Market Purchase	AUD 3.09	47	FPO	47
24-Oct-12	MBL	On Market Purchase	AUD 3.08	67	FPO	67
24-Oct-12	MBL	On Market Purchase	AUD 3.10	90	FPO	90
24-Oct-12	MBL	On Market Purchase	AUD 3.13	94	FPO	94
24-Oct-12	MBL	On Market Purchase	AUD 3.08	95	FPO	95
24-Oct-12	MBL	On Market Purchase	AUD 3.08	117	FPO	117
24-Oct-12	MBL	On Market Purchase	AUD 3.08	151	FPO	151
24-Oct-12	MBL	On Market Purchase	AUD 3.07	188	FPO	188
24-Oct-12	MBL	On Market Purchase	AUD 3.07	208	FPO	208
24-Oct-12	MBL	On Market Purchase	AUD 3.09	234	FPO	234
24-Oct-12	MBL	On Market Purchase	AUD 3.11	282	FPO	282
24-Oct-12	MBL	On Market Purchase	AUD 3.10	307	FPO	307
24-Oct-12	MBL	On Market Purchase	AUD 3.07	319	FPO	319
24-Oct-12	MBL	On Market Purchase	AUD 3.12	376	FPO	376
24-Oct-12	MBL	On Market Purchase	AUD 3.10	562	FPO	562
24-Oct-12	MBL	On Market Purchase	AUD 3.09	776	FPO	776
24-Oct-12	MBL	On Market Purchase	AUD 3.07	902	FPO	902
24-Oct-12	MBL	On Market Purchase	AUD 3.08	1,557	FPO	1,557
25-Oct-12	MBL	On Market Sale	AUD 3.14	-5,416	FPO	5,416
25-Oct-12	MBL	On Market Sale	AUD 3.17	-4,839	FPO	4,839
25-Oct-12	MBL	On Market Sale	AUD 3.17	-2,990	FPO	2,990
25-Oct-12	MBL	On Market Sale	AUD 3.17	-1,409	FPO	1,409
25-Oct-12	MBL	On Market Sale	AUD 3.11	-1,200	FPO	1,200
25-Oct-12	MBL	On Market Sale	AUD 3.12	-1,106	FPO	1,106
25-Oct-12	MBL	On Market Sale	AUD 3.17	-873	FPO	873
25-Oct-12	MBL	On Market Sale	AUD 3.13	-636	FPO	636
25-Oct-12	MBL	On Market Sale	AUD 3.14	-279	FPO	279
25-Oct-12	MBL	On Market Sale	AUD 3.10	-230	FPO	230
25-Oct-12	MBL	On Market Sale	AUD 3.12	-75	FPO	75
25-Oct-12	MBL	On Market Sale	AUD 3.12	-47	FPO	47
25-Oct-12	MBL	On Market Sale	AUD 3.12	-46	FPO	46
25-Oct-12	MBL	On Market Sale	AUD 3.10	-45	FPO	45
25-Oct-12	MBL	On Market Sale	AUD 3.11	-23	FPO	23
25-Oct-12	MBL	On Market Purchase	AUD 3.11	43	FPO	43
25-Oct-12	MBL	On Market Purchase	AUD 3.11	45	FPO	45
25-Oct-12	MBL	On Market Purchase	AUD 3.11	47	FPO	47
25-Oct-12	MBL	On Market Purchase	AUD 3.09	115	FPO	115
25-Oct-12	MBL	On Market Purchase	AUD 3.18	118	FPO	118
25-Oct-12	MBL	On Market Purchase	AUD 3.17	639	FPO	639
25-Oct-12	MBL	On Market Purchase	AUD 3.18	919	FPO	919
25-Oct-12	MBL	On Market Purchase	AUD 3.18	1,008	FPO	1,008
25-Oct-12	MBL	On Market Purchase	AUD 3.17	1,009	FPO	1,009
25-Oct-12	MBL	On Market Purchase	AUD 3.17	1,034	FPO	1,034
25-Oct-12	MBL	On Market Purchase	AUD 3.17	1,635	FPO	1,635
26-Oct-12	MBL	On Market Sale	AUD 3.10	-1,954	FPO	1,954
26-Oct-12	MBL	On Market Sale	AUD 3.11	-437	FPO	437
26-Oct-12	MBL	On Market Sale	AUD 3.11	-354	FPO	354
26-Oct-12	MBL	On Market Sale	AUD 3.11	-258	FPO	258
26-Oct-12	MBL	On Market Sale	AUD 3.21	-229	FPO	229
26-Oct-12	MBL	On Market Sale	AUD 3.11	-129	FPO	129
26-Oct-12	MBL	On Market Sale	AUD 3.21	-92	FPO	92
26-Oct-12	MBL	On Market Sale	AUD 3.12	-73	FPO	73
26-Oct-12	MBL	On Market Sale	AUD 3.12	-40	FPO	40
26-Oct-12	MBL	On Market Sale	AUD 3.20	-23	FPO	23
26-Oct-12	MBL	On Market Purchase	AUD 3.15	23	FPO	23
26-Oct-12	MBL	On Market Purchase	AUD 3.19	23	FPO	23
26-Oct-12	MBL	On Market Purchase	AUD 3.17	45	FPO	45
26-Oct-12	MBL	On Market Purchase	AUD 3.11	71	FPO	71
26-Oct-12	MBL	On Market Purchase	AUD 3.13	72	FPO	72
26-Oct-12	MBL	On Market Purchase	AUD 3.10	73	FPO	73
26-Oct-12	MBL	On Market Purchase	AUD 3.20	90	FPO	90
26-Oct-12	MBL	On Market Purchase	AUD 3.11	170	FPO	170
26-Oct-12	MBL	On Market Purchase	AUD 3.16	177	FPO	177
26-Oct-12	MBL	On Market Purchase	AUD 3.11	421	FPO	421
26-Oct-12	MBL	On Market Purchase	AUD 3.14	425	FPO	425
26-Oct-12	MBL	On Market Purchase	AUD 3.11	566	FPO	566
26-Oct-12	MBL	On Market Purchase	AUD 3.12	582	FPO	582
26-Oct-12	MBL	On Market Purchase	AUD 3.13	855	FPO	855
26-Oct-12	MBL	On Market Purchase	AUD 3.10	1,000	FPO	1,000
26-Oct-12	MBL	On Market Purchase	AUD 3.11	1,581	FPO	1,581
29-Oct-12	MBL	On Market Sale	AUD 3.14	-132	FPO	132
29-Oct-12	MBL	On Market Sale	AUD 3.13	-36	FPO	36

Date of change	Person whose relevant interest changed	Nature of change	Consideration	Number of securities affected	Class	Person's votes affected
29-Oct-12	MBL	On Market Sale	AUD 3.13	-22	FPO	22
29-Oct-12	MBL	On Market Sale	AUD 3.15	-18	FPO	18
29-Oct-12	MBL	On Market Sale	AUD 3.14	-9	FPO	9
29-Oct-12	MBL	On Market Sale	AUD 3.12	-7	FPO	7
29-Oct-12	MBL	On Market Sale	AUD 3.12	-6	FPO	6
29-Oct-12	MBL	On Market Sale	AUD 3.12	-2	FPO	2
29-Oct-12	MBL	On Market Sale	AUD 3.13	-1	FPO	1
29-Oct-12	MBL	On Market Purchase	AUD 3.12	2	FPO	2
29-Oct-12	MBL	On Market Purchase	AUD 3.14	22	FPO	22
29-Oct-12	MBL	On Market Purchase	AUD 3.15	22	FPO	22
29-Oct-12	MBL	On Market Purchase	AUD 3.15	26	FPO	26
29-Oct-12	MBL	On Market Purchase	AUD 3.13	31	FPO	31
29-Oct-12	MBL	On Market Purchase	AUD 3.15	128	FPO	128
29-Oct-12	MBL	On Market Purchase	AUD 3.14	132	FPO	132
29-Oct-12	MBL	On Market Purchase	AUD 3.13	138	FPO	138
29-Oct-12	MBL	On Market Purchase	AUD 3.10	229	FPO	229
29-Oct-12	MBL	On Market Purchase	AUD 3.12	773	FPO	773
29-Oct-12	MBL	On Market Purchase	AUD 3.14	3,107	FPO	3,107
30-Oct-12	MBL	On Market Sale	AUD 3.11	-1,195	FPO	1,195
30-Oct-12	MBL	On Market Sale	AUD 3.11	-1,093	FPO	1,093
30-Oct-12	MBL	On Market Sale	AUD 3.10	-874	FPO	874
30-Oct-12	MBL	On Market Sale	AUD 3.19	-745	FPO	745
30-Oct-12	MBL	On Market Sale	AUD 3.11	-584	FPO	584
30-Oct-12	MBL	On Market Sale	AUD 3.20	-214	FPO	214
30-Oct-12	MBL	On Market Sale	AUD 3.11	-179	FPO	179
30-Oct-12	MBL	On Market Sale	AUD 3.18	-115	FPO	115
30-Oct-12	MBL	On Market Sale	AUD 3.10	-100	FPO	100
30-Oct-12	MBL	On Market Sale	AUD 3.16	-96	FPO	96
30-Oct-12	MBL	On Market Sale	AUD 3.16	-93	FPO	93
30-Oct-12	MBL	On Market Sale	AUD 3.11	-72	FPO	72
30-Oct-12	MBL	On Market Sale	AUD 3.20	-67	FPO	67
30-Oct-12	MBL	On Market Sale	AUD 3.11	-48	FPO	48
30-Oct-12	MBL	On Market Sale	AUD 3.17	-47	FPO	47
30-Oct-12	MBL	On Market Sale	AUD 3.18	-46	FPO	46
30-Oct-12	MBL	On Market Sale	AUD 3.16	-44	FPO	44
30-Oct-12	MBL	On Market Sale	AUD 3.21	-44	FPO	44
30-Oct-12	MBL	On Market Sale	AUD 3.20	-43	FPO	43
30-Oct-12	MBL	On Market Sale	AUD 3.20	-43	FPO	43
30-Oct-12	MBL	On Market Sale	AUD 3.10	-24	FPO	24
30-Oct-12	MBL	On Market Sale	AUD 3.16	-24	FPO	24
30-Oct-12	MBL	On Market Sale	AUD 3.18	-22	FPO	22
30-Oct-12	MBL	On Market Purchase	AUD 3.10	1	FPO	1
30-Oct-12	MBL	On Market Purchase	AUD 3.17	21	FPO	21
30-Oct-12	MBL	On Market Purchase	AUD 3.19	45	FPO	45
30-Oct-12	MBL	On Market Purchase	AUD 3.10	45	FPO	45
30-Oct-12	MBL	On Market Purchase	AUD 3.11	48	FPO	48
30-Oct-12	MBL	On Market Purchase	AUD 3.18	68	FPO	68
30-Oct-12	MBL	On Market Purchase	AUD 3.11	72	FPO	72
30-Oct-12	MBL	On Market Purchase	AUD 3.21	92	FPO	92
30-Oct-12	MBL	On Market Purchase	AUD 3.17	92	FPO	92
30-Oct-12	MBL	On Market Purchase	AUD 3.16	96	FPO	96
30-Oct-12	MBL	On Market Purchase	AUD 3.16	101	FPO	101
30-Oct-12	MBL	On Market Purchase	AUD 3.20	128	FPO	128
30-Oct-12	MBL	On Market Purchase	AUD 3.21	128	FPO	128
30-Oct-12	MBL	On Market Purchase	AUD 3.16	133	FPO	133
30-Oct-12	MBL	On Market Purchase	AUD 3.16	133	FPO	133
30-Oct-12	MBL	On Market Purchase	AUD 3.22	133	FPO	133
30-Oct-12	MBL	On Market Purchase	AUD 3.14	147	FPO	147
30-Oct-12	MBL	On Market Purchase	AUD 3.11	147	FPO	147
30-Oct-12	MBL	On Market Purchase	AUD 3.14	229	FPO	229
30-Oct-12	MBL	On Market Purchase	AUD 3.16	266	FPO	266
30-Oct-12	MBL	On Market Purchase	AUD 3.19	714	FPO	714
30-Oct-12	MBL	On Market Purchase	AUD 3.10	1,547	FPO	1,547
30-Oct-12	MBL	On Market Purchase	AUD 3.11	1,778	FPO	1,778
30-Oct-12	MBL	On Market Purchase	AUD 3.11	1,946	FPO	1,946
31-Oct-12	MBL	On Market Sale	AUD 3.19	-2,613	FPO	2,613
31-Oct-12	MBL	On Market Sale	AUD 3.17	-2,450	FPO	2,450
31-Oct-12	MBL	On Market Sale	AUD 3.15	-1,044	FPO	1,044
31-Oct-12	MBL	On Market Sale	AUD 3.20	-885	FPO	885
31-Oct-12	MBL	On Market Sale	AUD 3.16	-563	FPO	563
31-Oct-12	MBL	On Market Sale	AUD 3.16	-282	FPO	282
31-Oct-12	MBL	On Market Sale	AUD 3.20	-280	FPO	280
31-Oct-12	MBL	On Market Sale	AUD 3.16	-188	FPO	188
31-Oct-12	MBL	On Market Sale	AUD 3.17	-138	FPO	138

Date of change	Person whose relevant interest changed	Nature of change	Consideration	Number of securities affected	Class	Person's votes affected
31-Oct-12	MBL	On Market Sale	AUD 3.20	-87	FPO	87
31-Oct-12	MBL	On Market Sale	AUD 3.20	-69	FPO	69
31-Oct-12	MBL	On Market Sale	AUD 3.17	-47	FPO	47
31-Oct-12	MBL	On Market Sale	AUD 3.17	-44	FPO	44
31-Oct-12	MBL	On Market Sale	AUD 3.18	-23	FPO	23
31-Oct-12	MBL	On Market Sale	AUD 3.16	-22	FPO	22
31-Oct-12	MBL	On Market Purchase	AUD 3.17	23	FPO	23
31-Oct-12	MBL	On Market Purchase	AUD 3.17	46	FPO	46
31-Oct-12	MBL	On Market Purchase	AUD 3.16	47	FPO	47
31-Oct-12	MBL	On Market Purchase	AUD 3.16	66	FPO	66
31-Oct-12	MBL	On Market Purchase	AUD 3.19	69	FPO	69
31-Oct-12	MBL	On Market Purchase	AUD 3.16	92	FPO	92
31-Oct-12	MBL	On Market Purchase	AUD 3.16	93	FPO	93
31-Oct-12	MBL	On Market Purchase	AUD 3.18	138	FPO	138
31-Oct-12	MBL	On Market Purchase	AUD 3.16	147	FPO	147
31-Oct-12	MBL	On Market Purchase	AUD 3.18	186	FPO	186
31-Oct-12	MBL	On Market Purchase	AUD 3.16	188	FPO	188
31-Oct-12	MBL	On Market Purchase	AUD 3.19	210	FPO	210
31-Oct-12	MBL	On Market Purchase	AUD 3.18	276	FPO	276
31-Oct-12	MBL	On Market Purchase	AUD 3.19	344	FPO	344
31-Oct-12	MBL	On Market Purchase	AUD 3.16	441	FPO	441
31-Oct-12	MBL	On Market Purchase	AUD 3.16	464	FPO	464
31-Oct-12	MBL	On Market Purchase	AUD 3.19	628	FPO	628
31-Oct-12	MBL	On Market Purchase	AUD 3.19	2,438	FPO	2,438
01-Nov-12	MBL	On Market Sale	AUD 3.10	-986	FPO	986
01-Nov-12	MBL	On Market Sale	AUD 3.11	-526	FPO	526
01-Nov-12	MBL	On Market Sale	AUD 3.15	-459	FPO	459
01-Nov-12	MBL	On Market Sale	AUD 3.11	-376	FPO	376
01-Nov-12	MBL	On Market Sale	AUD 3.12	-284	FPO	284
01-Nov-12	MBL	On Market Sale	AUD 3.12	-144	FPO	144
01-Nov-12	MBL	On Market Sale	AUD 3.14	-118	FPO	118
01-Nov-12	MBL	On Market Sale	AUD 3.14	-101	FPO	101
01-Nov-12	MBL	On Market Sale	AUD 3.15	-26	FPO	26
01-Nov-12	MBL	On Market Sale	AUD 3.14	-24	FPO	24
01-Nov-12	MBL	On Market Sale	AUD 3.13	-24	FPO	24
01-Nov-12	MBL	On Market Purchase	AUD 3.12	6	FPO	6
01-Nov-12	MBL	On Market Purchase	AUD 3.14	24	FPO	24
01-Nov-12	MBL	On Market Purchase	AUD 3.13	24	FPO	24
01-Nov-12	MBL	On Market Purchase	AUD 3.12	48	FPO	48
01-Nov-12	MBL	On Market Purchase	AUD 3.10	88	FPO	88
01-Nov-12	MBL	On Market Purchase	AUD 3.12	92	FPO	92
01-Nov-12	MBL	On Market Purchase	AUD 3.12	128	FPO	128
01-Nov-12	MBL	On Market Purchase	AUD 3.13	144	FPO	144
01-Nov-12	MBL	On Market Purchase	AUD 3.12	144	FPO	144
01-Nov-12	MBL	On Market Purchase	AUD 3.13	202	FPO	202
01-Nov-12	MBL	On Market Purchase	AUD 3.13	224	FPO	224
01-Nov-12	MBL	On Market Purchase	AUD 3.11	478	FPO	478
01-Nov-12	MBL	On Market Purchase	AUD 3.12	480	FPO	480
01-Nov-12	MBL	On Market Purchase	AUD 3.13	9,583	FPO	9,583
02-Nov-12	MBL	On Market Sale	AUD 3.10	-1,605	FPO	1,605
02-Nov-12	MBL	On Market Sale	AUD 3.10	-1,087	FPO	1,087
02-Nov-12	MBL	On Market Sale	AUD 3.11	-384	FPO	384
02-Nov-12	MBL	On Market Sale	AUD 3.12	-344	FPO	344
02-Nov-12	MBL	On Market Sale	AUD 3.12	-90	FPO	90
02-Nov-12	MBL	On Market Sale	AUD 3.11	-30	FPO	30
02-Nov-12	MBL	On Market Purchase	AUD 3.11	22	FPO	22
02-Nov-12	MBL	On Market Purchase	AUD 3.13	24	FPO	24
02-Nov-12	MBL	On Market Purchase	AUD 3.12	48	FPO	48
02-Nov-12	MBL	On Market Purchase	AUD 3.13	48	FPO	48
02-Nov-12	MBL	On Market Purchase	AUD 3.10	384	FPO	384
02-Nov-12	MBL	On Market Purchase	AUD 3.11	484	FPO	484
02-Nov-12	MBL	On Market Purchase	AUD 3.11	581	FPO	581
05-Nov-12	MBL	On Market Sale	AUD 3.10	-229	FPO	229
05-Nov-12	MBL	On Market Sale	AUD 3.10	-194	FPO	194
05-Nov-12	MBL	On Market Sale	AUD 3.09	-146	FPO	146
05-Nov-12	MBL	On Market Sale	AUD 3.09	-47	FPO	47
05-Nov-12	MBL	On Market Sale	AUD 3.11	-47	FPO	47
05-Nov-12	MBL	On Market Sale	AUD 3.09	-46	FPO	46
05-Nov-12	MBL	On Market Purchase	AUD 3.10	1	FPO	1
05-Nov-12	MBL	On Market Purchase	AUD 3.09	2	FPO	2
05-Nov-12	MBL	On Market Purchase	AUD 3.09	5	FPO	5
05-Nov-12	MBL	On Market Purchase	AUD 3.09	22	FPO	22
05-Nov-12	MBL	On Market Purchase	AUD 3.09	44	FPO	44
05-Nov-12	MBL	On Market Purchase	AUD 3.11	47	FPO	47

Date of change	Person whose relevant interest changed	Nature of change	Consideration	Number of securities affected	Class	Person's votes affected
05-Nov-12	MBL	On Market Purchase	AUD 3.09	72	FPO	72
05-Nov-12	MBL	On Market Purchase	AUD 3.09	87	FPO	87
05-Nov-12	MBL	On Market Purchase	AUD 3.09	98	FPO	98
05-Nov-12	MBL	On Market Purchase	AUD 3.09	146	FPO	146
05-Nov-12	MBL	On Market Purchase	AUD 3.09	189	FPO	189
05-Nov-12	MBL	On Market Purchase	AUD 3.09	458	FPO	458
05-Nov-12	MBL	On Market Purchase	AUD 3.09	1,536	FPO	1,536
06-Nov-12	MBL	On Market Sale	AUD 3.12	-6,716	FPO	6,716
06-Nov-12	MBL	On Market Sale	AUD 3.12	-801	FPO	801
06-Nov-12	MBL	On Market Sale	AUD 3.14	-469	FPO	469
06-Nov-12	MBL	On Market Sale	AUD 3.14	-363	FPO	363
06-Nov-12	MBL	On Market Sale	AUD 3.09	-344	FPO	344
06-Nov-12	MBL	On Market Sale	AUD 3.12	-118	FPO	118
06-Nov-12	MBL	On Market Sale	AUD 3.12	-96	FPO	96
06-Nov-12	MBL	On Market Sale	AUD 3.11	-48	FPO	48
06-Nov-12	MBL	On Market Sale	AUD 3.12	-44	FPO	44
06-Nov-12	MBL	On Market Sale	AUD 3.11	-4	FPO	4
06-Nov-12	MBL	On Market Purchase	AUD 3.11	4	FPO	4
06-Nov-12	MBL	On Market Purchase	AUD 3.12	95	FPO	95
06-Nov-12	MBL	On Market Purchase	AUD 3.12	96	FPO	96
06-Nov-12	MBL	On Market Purchase	AUD 3.11	113	FPO	113
06-Nov-12	MBL	On Market Purchase	AUD 3.12	140	FPO	140
06-Nov-12	MBL	On Market Purchase	AUD 3.12	170	FPO	170
06-Nov-12	MBL	On Market Purchase	AUD 3.14	737	FPO	737
06-Nov-12	MBL	On Market Purchase	AUD 3.11	2,446	FPO	2,446
06-Nov-12	MBL	On Market Purchase	AUD 3.11	2,455	FPO	2,455
06-Nov-12	MBL	On Market Purchase	AUD 3.12	3,468	FPO	3,468
06-Nov-12	MBL	On Market Purchase	AUD 3.11	5,190	FPO	5,190
07-Nov-12	MBL	On Market Sale	AUD 3.17	-2,209	FPO	2,209
07-Nov-12	MBL	On Market Sale	AUD 3.16	-496	FPO	496
07-Nov-12	MBL	On Market Sale	AUD 3.14	-344	FPO	344
07-Nov-12	MBL	On Market Sale	AUD 3.17	-284	FPO	284
07-Nov-12	MBL	On Market Sale	AUD 3.17	-262	FPO	262
07-Nov-12	MBL	On Market Sale	AUD 3.15	-171	FPO	171
07-Nov-12	MBL	On Market Sale	AUD 3.17	-156	FPO	156
07-Nov-12	MBL	On Market Sale	AUD 3.16	-110	FPO	110
07-Nov-12	MBL	On Market Sale	AUD 3.18	-83	FPO	83
07-Nov-12	MBL	On Market Sale	AUD 3.15	-82	FPO	82
07-Nov-12	MBL	On Market Sale	AUD 3.17	-46	FPO	46
07-Nov-12	MBL	On Market Sale	AUD 3.17	-23	FPO	23
07-Nov-12	MBL	On Market Sale	AUD 3.17	-23	FPO	23
07-Nov-12	MBL	On Market Purchase	AUD 3.17	11	FPO	11
07-Nov-12	MBL	On Market Purchase	AUD 3.17	35	FPO	35
07-Nov-12	MBL	On Market Purchase	AUD 3.15	45	FPO	45
07-Nov-12	MBL	On Market Purchase	AUD 3.15	67	FPO	67
07-Nov-12	MBL	On Market Purchase	AUD 3.17	168	FPO	168
07-Nov-12	MBL	On Market Purchase	AUD 3.17	200	FPO	200
07-Nov-12	MBL	On Market Purchase	AUD 3.15	240	FPO	240
07-Nov-12	MBL	On Market Purchase	AUD 3.16	300	FPO	300
07-Nov-12	MBL	On Market Purchase	AUD 3.16	432	FPO	432
07-Nov-12	MBL	On Market Purchase	AUD 3.15	816	FPO	816
07-Nov-12	MBL	On Market Purchase	AUD 3.16	1,458	FPO	1,458
07-Nov-12	MBL	On Market Purchase	AUD 3.15	2,048	FPO	2,048
07-Nov-12	MBL	On Market Purchase	AUD 3.16	2,260	FPO	2,260
07-Nov-12	MBL	On Market Purchase	AUD 3.16	3,535	FPO	3,535
08-Nov-12	MBL	On Market Sale	AUD 3.12	-100,000	FPO	100,000
08-Nov-12	MBL	On Market Sale	AUD 3.12	-50,000	FPO	50,000
08-Nov-12	MBL	On Market Sale	AUD 3.12	-608	FPO	608
08-Nov-12	MBL	On Market Sale	AUD 3.12	-344	FPO	344
08-Nov-12	MBL	On Market Sale	AUD 3.12	-142	FPO	142
08-Nov-12	MBL	On Market Sale	AUD 3.12	-108	FPO	108
08-Nov-12	MBL	On Market Sale	AUD 3.11	-72	FPO	72
08-Nov-12	MBL	On Market Sale	AUD 3.12	-60	FPO	60
08-Nov-12	MBL	On Market Sale	AUD 3.13	-46	FPO	46
08-Nov-12	MBL	On Market Sale	AUD 3.12	-24	FPO	24
08-Nov-12	MBL	On Market Purchase	AUD 3.11	22	FPO	22
08-Nov-12	MBL	On Market Purchase	AUD 3.13	24	FPO	24
08-Nov-12	MBL	On Market Purchase	AUD 3.12	72	FPO	72
08-Nov-12	MBL	On Market Purchase	AUD 3.13	146	FPO	146
08-Nov-12	MBL	On Market Purchase	AUD 3.13	209	FPO	209
08-Nov-12	MBL	On Market Purchase	AUD 3.12	300	FPO	300
08-Nov-12	MBL	On Market Purchase	AUD 3.12	568	FPO	568
08-Nov-12	MBL	On Market Purchase	AUD 3.12	796	FPO	796
08-Nov-12	MBL	On Market Purchase	AUD 3.13	900	FPO	900

Date of change	Person whose relevant interest changed	Nature of change	Consideration	Number of securities affected	Class	Person's votes affected
08-Nov-12	MBL	On Market Purchase	AUD 3.12	1,769	FPO	1,769
08-Nov-12	MBL	On Market Purchase	AUD 3.12	2,160	FPO	2,160
08-Nov-12	MBL	On Market Purchase	AUD 3.12	2,372	FPO	2,372
08-Nov-12	MBL	On Market Purchase	AUD 3.12	8,145	FPO	8,145
08-Nov-12	MBL	On Market Purchase	AUD 3.12	9,728	FPO	9,728
08-Nov-12	MBL	On Market Purchase	AUD 3.17	10,091	FPO	10,091
08-Nov-12	MBL	On Market Purchase	AUD 3.12	127,686	FPO	127,686
09-Nov-12	MBL	On Market Sale	AUD 3.08	-1,827	FPO	1,827
09-Nov-12	MBL	On Market Sale	AUD 3.11	-1,186	FPO	1,186
09-Nov-12	MBL	On Market Sale	AUD 3.10	-943	FPO	943
09-Nov-12	MBL	On Market Sale	AUD 3.11	-766	FPO	766
09-Nov-12	MBL	On Market Sale	AUD 3.11	-381	FPO	381
09-Nov-12	MBL	On Market Sale	AUD 3.10	-199	FPO	199
09-Nov-12	MBL	On Market Sale	AUD 3.11	-181	FPO	181
09-Nov-12	MBL	On Market Sale	AUD 3.12	-72	FPO	72
09-Nov-12	MBL	On Market Sale	AUD 3.12	-72	FPO	72
09-Nov-12	MBL	On Market Sale	AUD 3.12	-9	FPO	9
09-Nov-12	MBL	On Market Purchase	AUD 3.11	6	FPO	6
09-Nov-12	MBL	On Market Purchase	AUD 3.12	9	FPO	9
09-Nov-12	MBL	On Market Purchase	AUD 3.10	15	FPO	15
09-Nov-12	MBL	On Market Purchase	AUD 3.11	27	FPO	27
09-Nov-12	MBL	On Market Purchase	AUD 3.11	72	FPO	72
09-Nov-12	MBL	On Market Purchase	AUD 3.12	93	FPO	93
09-Nov-12	MBL	On Market Purchase	AUD 3.10	133	FPO	133
09-Nov-12	MBL	On Market Purchase	AUD 3.11	207	FPO	207
09-Nov-12	MBL	On Market Purchase	AUD 3.11	208	FPO	208
09-Nov-12	MBL	On Market Purchase	AUD 3.11	209	FPO	209
09-Nov-12	MBL	On Market Purchase	AUD 3.12	482	FPO	482
09-Nov-12	MBL	On Market Purchase	AUD 3.11	581	FPO	581
09-Nov-12	MBL	On Market Purchase	AUD 3.11	621	FPO	621
09-Nov-12	MBL	On Market Purchase	AUD 3.08	943	FPO	943
09-Nov-12	MBL	On Market Purchase	AUD 3.10	1,217	FPO	1,217
09-Nov-12	MBL	On Market Purchase	AUD 3.10	1,268	FPO	1,268
09-Nov-12	MBL	On Market Purchase	AUD 3.08	3,053	FPO	3,053
09-Nov-12	MBL	On Market Purchase	AUD 3.08	9,044	FPO	9,044
12-Nov-12	MBL	On Market Sale	AUD 3.08	-478	FPO	478
12-Nov-12	MBL	On Market Sale	AUD 3.09	-440	FPO	440
12-Nov-12	MBL	On Market Sale	AUD 3.12	-344	FPO	344
12-Nov-12	MBL	On Market Sale	AUD 3.08	-182	FPO	182
12-Nov-12	MBL	On Market Sale	AUD 3.12	-72	FPO	72
12-Nov-12	MBL	On Market Sale	AUD 3.09	-72	FPO	72
12-Nov-12	MBL	On Market Sale	AUD 3.10	-48	FPO	48
12-Nov-12	MBL	On Market Purchase	AUD 3.10	46	FPO	46
12-Nov-12	MBL	On Market Purchase	AUD 3.10	48	FPO	48
12-Nov-12	MBL	On Market Purchase	AUD 3.14	72	FPO	72
12-Nov-12	MBL	On Market Purchase	AUD 3.08	91	FPO	91
12-Nov-12	MBL	On Market Purchase	AUD 3.09	117	FPO	117
12-Nov-12	MBL	On Market Purchase	AUD 3.08	133	FPO	133
12-Nov-12	MBL	On Market Purchase	AUD 3.08	453	FPO	453
12-Nov-12	MBL	On Market Purchase	AUD 3.08	465	FPO	465
12-Nov-12	MBL	On Market Purchase	AUD 3.08	807	FPO	807
13-Nov-12	MBL	On Market Sale	AUD 3.03	-1,201	FPO	1,201
13-Nov-12	MBL	On Market Sale	AUD 3.06	-168	FPO	168
13-Nov-12	MBL	On Market Sale	AUD 3.06	-168	FPO	168
13-Nov-12	MBL	On Market Sale	AUD 3.04	-114	FPO	114
13-Nov-12	MBL	On Market Sale	AUD 3.02	-112	FPO	112
13-Nov-12	MBL	On Market Sale	AUD 3.05	-81	FPO	81
13-Nov-12	MBL	On Market Sale	AUD 3.03	-56	FPO	56
13-Nov-12	MBL	On Market Purchase	AUD 3.04	26	FPO	26
13-Nov-12	MBL	On Market Purchase	AUD 3.03	56	FPO	56
13-Nov-12	MBL	On Market Purchase	AUD 3.04	56	FPO	56
13-Nov-12	MBL	On Market Purchase	AUD 3.04	101	FPO	101
13-Nov-12	MBL	On Market Purchase	AUD 3.05	107	FPO	107
13-Nov-12	MBL	On Market Purchase	AUD 3.03	112	FPO	112
13-Nov-12	MBL	On Market Purchase	AUD 3.04	114	FPO	114
13-Nov-12	MBL	On Market Purchase	AUD 3.04	127	FPO	127
13-Nov-12	MBL	On Market Purchase	AUD 3.03	128	FPO	128
13-Nov-12	MBL	On Market Purchase	AUD 3.06	140	FPO	140
13-Nov-12	MBL	On Market Purchase	AUD 3.05	144	FPO	144
13-Nov-12	MBL	On Market Purchase	AUD 3.05	229	FPO	229
13-Nov-12	MBL	On Market Purchase	AUD 3.04	421	FPO	421
13-Nov-12	MBL	On Market Purchase	AUD 3.02	514	FPO	514
13-Nov-12	MBL	On Market Purchase	AUD 3.01	687	FPO	687
13-Nov-12	MBL	On Market Purchase	AUD 3.03	741	FPO	741

Date of change	Person whose relevant interest changed	Nature of change	Consideration	Number of securities affected	Class	Person's votes affected
13-Nov-12	MBL	On Market Purchase	AUD 3.03	1,183	FPO	1,183
13-Nov-12	MBL	On Market Purchase	AUD 3.03	1,258	FPO	1,258
13-Nov-12	MBL	On Market Purchase	AUD 3.01	1,719	FPO	1,719
13-Nov-12	MBL	On Market Purchase	AUD 3.04	1,725	FPO	1,725
13-Nov-12	MBL	On Market Purchase	AUD 3.03	3,667	FPO	3,667
14-Nov-12	MBL	On Market Sale	AUD 3.09	-2,229	FPO	2,229
14-Nov-12	MBL	On Market Sale	AUD 3.10	-1,866	FPO	1,866
14-Nov-12	MBL	On Market Sale	AUD 3.09	-1,866	FPO	1,866
14-Nov-12	MBL	On Market Sale	AUD 3.09	-1,054	FPO	1,054
14-Nov-12	MBL	On Market Sale	AUD 3.09	-952	FPO	952
14-Nov-12	MBL	On Market Sale	AUD 3.07	-917	FPO	917
14-Nov-12	MBL	On Market Sale	AUD 3.09	-800	FPO	800
14-Nov-12	MBL	On Market Sale	AUD 3.10	-385	FPO	385
14-Nov-12	MBL	On Market Sale	AUD 3.08	-381	FPO	381
14-Nov-12	MBL	On Market Sale	AUD 3.07	-230	FPO	230
14-Nov-12	MBL	On Market Sale	AUD 3.09	-229	FPO	229
14-Nov-12	MBL	On Market Sale	AUD 3.10	-110	FPO	110
14-Nov-12	MBL	On Market Sale	AUD 3.10	-101	FPO	101
14-Nov-12	MBL	On Market Sale	AUD 3.09	-92	FPO	92
14-Nov-12	MBL	On Market Sale	AUD 3.11	-40	FPO	40
14-Nov-12	MBL	On Market Sale	AUD 3.04	-20	FPO	20
14-Nov-12	MBL	On Market Sale	AUD 3.06	-16	FPO	16
14-Nov-12	MBL	On Market Sale	AUD 3.09	-16	FPO	16
14-Nov-12	MBL	On Market Sale	AUD 3.09	-13	FPO	13
14-Nov-12	MBL	On Market Purchase	AUD 3.06	8	FPO	8
14-Nov-12	MBL	On Market Purchase	AUD 3.05	8	FPO	8
14-Nov-12	MBL	On Market Purchase	AUD 3.06	23	FPO	23
14-Nov-12	MBL	On Market Purchase	AUD 3.09	33	FPO	33
14-Nov-12	MBL	On Market Purchase	AUD 3.10	39	FPO	39
14-Nov-12	MBL	On Market Purchase	AUD 3.03	108	FPO	108
14-Nov-12	MBL	On Market Purchase	AUD 3.10	120	FPO	120
14-Nov-12	MBL	On Market Purchase	AUD 3.07	475	FPO	475
14-Nov-12	MBL	On Market Purchase	AUD 3.08	951	FPO	951
14-Nov-12	MBL	On Market Purchase	AUD 3.09	1,866	FPO	1,866
15-Nov-12	MBL	On Market Sale	AUD 3.09	-25,000	FPO	25,000
15-Nov-12	MBL	On Market Sale	AUD 3.10	-5,252	FPO	5,252
15-Nov-12	MBL	On Market Sale	AUD 3.10	-5,221	FPO	5,221
15-Nov-12	MBL	On Market Sale	AUD 3.09	-2,677	FPO	2,677
15-Nov-12	MBL	On Market Sale	AUD 3.11	-2,631	FPO	2,631
15-Nov-12	MBL	On Market Sale	AUD 3.06	-2,493	FPO	2,493
15-Nov-12	MBL	On Market Sale	AUD 3.11	-879	FPO	879
15-Nov-12	MBL	On Market Sale	AUD 3.09	-162	FPO	162
15-Nov-12	MBL	On Market Sale	AUD 3.11	-146	FPO	146
15-Nov-12	MBL	On Market Sale	AUD 3.09	-142	FPO	142
15-Nov-12	MBL	On Market Sale	AUD 3.11	-134	FPO	134
15-Nov-12	MBL	On Market Sale	AUD 3.08	-103	FPO	103
15-Nov-12	MBL	On Market Sale	AUD 3.09	-100	FPO	100
15-Nov-12	MBL	On Market Sale	AUD 3.11	-73	FPO	73
15-Nov-12	MBL	On Market Sale	AUD 3.06	-72	FPO	72
15-Nov-12	MBL	On Market Sale	AUD 3.09	-49	FPO	49
15-Nov-12	MBL	On Market Sale	AUD 3.10	-48	FPO	48
15-Nov-12	MBL	On Market Sale	AUD 3.09	-41	FPO	41
15-Nov-12	MBL	On Market Sale	AUD 3.10	-15	FPO	15
15-Nov-12	MBL	On Market Purchase	AUD 3.08	47	FPO	47
15-Nov-12	MBL	On Market Purchase	AUD 3.10	49	FPO	49
15-Nov-12	MBL	On Market Purchase	AUD 3.06	72	FPO	72
15-Nov-12	MBL	On Market Purchase	AUD 3.09	73	FPO	73
15-Nov-12	MBL	On Market Purchase	AUD 3.09	142	FPO	142
15-Nov-12	MBL	On Market Purchase	AUD 3.10	219	FPO	219
15-Nov-12	MBL	On Market Purchase	AUD 3.10	245	FPO	245
15-Nov-12	MBL	On Market Purchase	AUD 3.10	1,911	FPO	1,911
15-Nov-12	MBL	On Market Purchase	AUD 3.09	1,918	FPO	1,918
15-Nov-12	MBL	On Market Purchase	AUD 3.10	3,082	FPO	3,082
15-Nov-12	MBL	On Market Purchase	AUD 3.10	3,096	FPO	3,096
15-Nov-12	MBL	On Market Purchase	AUD 3.10	5,221	FPO	5,221
15-Nov-12	MBL	On Market Purchase	AUD 3.09	20,000	FPO	20,000
16-Nov-12	MBL	On Market Sale	AUD 3.12	-7,932	FPO	7,932
16-Nov-12	MBL	On Market Sale	AUD 3.14	-2,260	FPO	2,260
16-Nov-12	MBL	On Market Sale	AUD 3.14	-2,030	FPO	2,030
16-Nov-12	MBL	On Market Sale	AUD 3.12	-716	FPO	716
16-Nov-12	MBL	On Market Sale	AUD 3.14	-583	FPO	583
16-Nov-12	MBL	On Market Sale	AUD 3.13	-522	FPO	522
16-Nov-12	MBL	On Market Sale	AUD 3.13	-444	FPO	444
16-Nov-12	MBL	On Market Sale	AUD 3.12	-222	FPO	222

Date of change	Person whose relevant interest changed	Nature of change	Consideration	Number of securities affected	Class	Person's votes affected
16-Nov-12	MBL	On Market Sale	AUD 3.15	-168	FPO	168
16-Nov-12	MBL	On Market Sale	AUD 3.12	-138	FPO	138
16-Nov-12	MBL	On Market Sale	AUD 3.13	-128	FPO	128
16-Nov-12	MBL	On Market Sale	AUD 3.14	-117	FPO	117
16-Nov-12	MBL	On Market Sale	AUD 3.12	-94	FPO	94
16-Nov-12	MBL	On Market Purchase	AUD 3.13	72	FPO	72
16-Nov-12	MBL	On Market Purchase	AUD 3.11	74	FPO	74
16-Nov-12	MBL	On Market Purchase	AUD 3.11	74	FPO	74
16-Nov-12	MBL	On Market Purchase	AUD 3.11	147	FPO	147
16-Nov-12	MBL	On Market Purchase	AUD 3.10	229	FPO	229
16-Nov-12	MBL	On Market Purchase	AUD 3.11	383	FPO	383
16-Nov-12	MBL	On Market Purchase	AUD 3.13	444	FPO	444
16-Nov-12	MBL	On Market Purchase	AUD 3.14	597	FPO	597
16-Nov-12	MBL	On Market Purchase	AUD 3.13	828	FPO	828
16-Nov-12	MBL	On Market Purchase	AUD 3.14	1,202	FPO	1,202
16-Nov-12	MBL	On Market Purchase	AUD 3.13	1,445	FPO	1,445
19-Nov-12	MBL	On Market Sale	AUD 3.14	-2,398	FPO	2,398
19-Nov-12	MBL	On Market Sale	AUD 3.14	-2,009	FPO	2,009
19-Nov-12	MBL	On Market Sale	AUD 3.18	-1,022	FPO	1,022
19-Nov-12	MBL	On Market Sale	AUD 3.17	-1,000	FPO	1,000
19-Nov-12	MBL	On Market Sale	AUD 3.19	-900	FPO	900
19-Nov-12	MBL	On Market Sale	AUD 3.19	-693	FPO	693
19-Nov-12	MBL	On Market Sale	AUD 3.16	-638	FPO	638
19-Nov-12	MBL	On Market Sale	AUD 3.15	-455	FPO	455
19-Nov-12	MBL	On Market Sale	AUD 3.18	-229	FPO	229
19-Nov-12	MBL	On Market Sale	AUD 3.18	-147	FPO	147
19-Nov-12	MBL	On Market Sale	AUD 3.16	-142	FPO	142
19-Nov-12	MBL	On Market Sale	AUD 3.15	-100	FPO	100
19-Nov-12	MBL	On Market Sale	AUD 3.15	-72	FPO	72
19-Nov-12	MBL	On Market Sale	AUD 3.19	-48	FPO	48
19-Nov-12	MBL	On Market Purchase	AUD 3.17	45	FPO	45
19-Nov-12	MBL	On Market Purchase	AUD 3.17	97	FPO	97
19-Nov-12	MBL	On Market Purchase	AUD 3.17	128	FPO	128
19-Nov-12	MBL	On Market Purchase	AUD 3.14	200	FPO	200
19-Nov-12	MBL	On Market Purchase	AUD 3.15	229	FPO	229
19-Nov-12	MBL	On Market Purchase	AUD 3.20	267	FPO	267
19-Nov-12	MBL	On Market Purchase	AUD 3.15	319	FPO	319
19-Nov-12	MBL	On Market Purchase	AUD 3.14	650	FPO	650
19-Nov-12	MBL	On Market Purchase	AUD 3.14	840	FPO	840
19-Nov-12	MBL	On Market Purchase	AUD 3.14	1,058	FPO	1,058
19-Nov-12	MBL	On Market Purchase	AUD 3.14	1,360	FPO	1,360
19-Nov-12	MBL	On Market Purchase	AUD 3.14	1,795	FPO	1,795
20-Nov-12	MBL	On Market Sale	AUD 3.10	-2,564	FPO	2,564
20-Nov-12	MBL	On Market Sale	AUD 3.10	-806	FPO	806
20-Nov-12	MBL	On Market Sale	AUD 3.10	-696	FPO	696
20-Nov-12	MBL	On Market Sale	AUD 3.14	-343	FPO	343
20-Nov-12	MBL	On Market Sale	AUD 3.16	-147	FPO	147
20-Nov-12	MBL	On Market Sale	AUD 3.14	-128	FPO	128
20-Nov-12	MBL	On Market Purchase	AUD 3.13	49	FPO	49
20-Nov-12	MBL	On Market Purchase	AUD 3.15	98	FPO	98
20-Nov-12	MBL	On Market Purchase	AUD 3.12	149	FPO	149
20-Nov-12	MBL	On Market Purchase	AUD 3.11	657	FPO	657
20-Nov-12	MBL	On Market Purchase	AUD 3.11	2,564	FPO	2,564
21-Nov-12	MBL	On Market Sale	AUD 3.11	-1,448	FPO	1,448
21-Nov-12	MBL	On Market Sale	AUD 3.10	-1,245	FPO	1,245
21-Nov-12	MBL	On Market Sale	AUD 3.10	-564	FPO	564
21-Nov-12	MBL	On Market Sale	AUD 3.14	-237	FPO	237
21-Nov-12	MBL	On Market Sale	AUD 3.14	-128	FPO	128
21-Nov-12	MBL	On Market Sale	AUD 3.14	-72	FPO	72
21-Nov-12	MBL	On Market Sale	AUD 3.14	-46	FPO	46
21-Nov-12	MBL	On Market Sale	AUD 3.14	-22	FPO	22
21-Nov-12	MBL	On Market Purchase	AUD 3.14	24	FPO	24
21-Nov-12	MBL	On Market Purchase	AUD 3.14	24	FPO	24
21-Nov-12	MBL	On Market Purchase	AUD 3.14	44	FPO	44
21-Nov-12	MBL	On Market Purchase	AUD 3.12	72	FPO	72
21-Nov-12	MBL	On Market Purchase	AUD 3.10	245	FPO	245
21-Nov-12	MBL	On Market Purchase	AUD 3.12	532	FPO	532
21-Nov-12	MBL	On Market Purchase	AUD 3.10	1,448	FPO	1,448
22-Nov-12	MBL	On Market Sale	AUD 3.09	-2,369	FPO	2,369
22-Nov-12	MBL	On Market Sale	AUD 3.09	-2,273	FPO	2,273
22-Nov-12	MBL	On Market Sale	AUD 3.10	-1,840	FPO	1,840
22-Nov-12	MBL	On Market Sale	AUD 3.12	-1,726	FPO	1,726
22-Nov-12	MBL	On Market Sale	AUD 3.10	-743	FPO	743
22-Nov-12	MBL	On Market Sale	AUD 3.10	-495	FPO	495

Date of change	Person whose relevant interest changed	Nature of change	Consideration	Number of securities affected	Class	Person's votes affected
22-Nov-12	MBL	On Market Sale	AUD 3.10	-487	FPO	487
22-Nov-12	MBL	On Market Sale	AUD 3.12	-188	FPO	188
22-Nov-12	MBL	On Market Sale	AUD 3.14	-57	FPO	57
22-Nov-12	MBL	On Market Sale	AUD 3.14	-15	FPO	15
22-Nov-12	MBL	On Market Purchase	AUD 3.12	24	FPO	24
22-Nov-12	MBL	On Market Purchase	AUD 3.12	48	FPO	48
22-Nov-12	MBL	On Market Purchase	AUD 3.12	48	FPO	48
22-Nov-12	MBL	On Market Purchase	AUD 3.14	57	FPO	57
22-Nov-12	MBL	On Market Purchase	AUD 3.12	95	FPO	95
22-Nov-12	MBL	On Market Purchase	AUD 3.12	128	FPO	128
22-Nov-12	MBL	On Market Purchase	AUD 3.12	128	FPO	128
22-Nov-12	MBL	On Market Purchase	AUD 3.12	128	FPO	128
22-Nov-12	MBL	On Market Purchase	AUD 3.12	128	FPO	128
22-Nov-12	MBL	On Market Purchase	AUD 3.12	128	FPO	128
22-Nov-12	MBL	On Market Purchase	AUD 3.12	196	FPO	196
22-Nov-12	MBL	On Market Purchase	AUD 3.10	384	FPO	384
22-Nov-12	MBL	On Market Purchase	AUD 3.14	515	FPO	515
22-Nov-12	MBL	On Market Purchase	AUD 3.09	702	FPO	702
22-Nov-12	MBL	On Market Purchase	AUD 3.09	728	FPO	728
22-Nov-12	MBL	On Market Purchase	AUD 3.10	790	FPO	790
22-Nov-12	MBL	On Market Purchase	AUD 3.11	952	FPO	952
22-Nov-12	MBL	On Market Purchase	AUD 3.10	2,738	FPO	2,738
22-Nov-12	MBL	On Market Purchase	AUD 3.09	3,506	FPO	3,506
22-Nov-12	MBL	On Market Purchase	AUD 3.10	3,872	FPO	3,872
22-Nov-12	MBL	On Market Purchase	AUD 3.05	235,000	FPO	235,000
23-Nov-12	MBL	On Market Sale	AUD 3.11	-1,083	FPO	1,083
23-Nov-12	MBL	On Market Sale	AUD 3.11	-1,010	FPO	1,010
23-Nov-12	MBL	On Market Sale	AUD 3.11	-793	FPO	793
23-Nov-12	MBL	On Market Sale	AUD 3.12	-48	FPO	48
23-Nov-12	MBL	On Market Sale	AUD 3.11	-45	FPO	45
23-Nov-12	MBL	On Market Purchase	AUD 3.11	46	FPO	46
23-Nov-12	MBL	On Market Purchase	AUD 3.11	48	FPO	48
23-Nov-12	MBL	On Market Purchase	AUD 3.11	58	FPO	58
23-Nov-12	MBL	On Market Purchase	AUD 3.11	68	FPO	68
23-Nov-12	MBL	On Market Purchase	AUD 3.11	512	FPO	512
23-Nov-12	MBL	On Market Purchase	AUD 3.11	540	FPO	540
23-Nov-12	MBL	On Market Purchase	AUD 3.11	859	FPO	859
23-Nov-12	MBL	On Market Purchase	AUD 3.11	948	FPO	948
23-Nov-12	MBL	On Market Purchase	AUD 3.11	952	FPO	952
26-Nov-12	MBL	On Market Sale	AUD 3.11	-5,180	FPO	5,180
26-Nov-12	MBL	On Market Sale	AUD 3.16	-4,224	FPO	4,224
26-Nov-12	MBL	On Market Sale	AUD 3.16	-1,633	FPO	1,633
26-Nov-12	MBL	On Market Sale	AUD 3.14	-1,213	FPO	1,213
26-Nov-12	MBL	On Market Sale	AUD 3.16	-870	FPO	870
26-Nov-12	MBL	On Market Sale	AUD 3.16	-778	FPO	778
26-Nov-12	MBL	On Market Sale	AUD 3.16	-383	FPO	383
26-Nov-12	MBL	On Market Sale	AUD 3.16	-245	FPO	245
26-Nov-12	MBL	On Market Sale	AUD 3.15	-218	FPO	218
26-Nov-12	MBL	On Market Sale	AUD 3.14	-142	FPO	142
26-Nov-12	MBL	On Market Sale	AUD 3.16	-76	FPO	76
26-Nov-12	MBL	On Market Sale	AUD 3.14	-61	FPO	61
26-Nov-12	MBL	On Market Sale	AUD 3.16	-48	FPO	48
26-Nov-12	MBL	On Market Sale	AUD 3.16	-48	FPO	48
26-Nov-12	MBL	On Market Sale	AUD 3.16	-15	FPO	15
26-Nov-12	MBL	On Market Sale	AUD 3.15	-13	FPO	13
26-Nov-12	MBL	On Market Sale	AUD 3.16	-2	FPO	2
26-Nov-12	MBL	On Market Sale	AUD 3.16	-1	FPO	1
26-Nov-12	MBL	On Market Purchase	AUD 3.15	41	FPO	41
26-Nov-12	MBL	On Market Purchase	AUD 3.15	48	FPO	48
26-Nov-12	MBL	On Market Purchase	AUD 3.16	48	FPO	48
26-Nov-12	MBL	On Market Purchase	AUD 3.15	52	FPO	52
26-Nov-12	MBL	On Market Purchase	AUD 3.15	96	FPO	96
26-Nov-12	MBL	On Market Purchase	AUD 3.14	128	FPO	128
26-Nov-12	MBL	On Market Purchase	AUD 3.16	128	FPO	128
26-Nov-12	MBL	On Market Purchase	AUD 3.16	128	FPO	128
26-Nov-12	MBL	On Market Purchase	AUD 3.15	147	FPO	147
26-Nov-12	MBL	On Market Purchase	AUD 3.15	192	FPO	192
26-Nov-12	MBL	On Market Purchase	AUD 3.15	236	FPO	236
26-Nov-12	MBL	On Market Purchase	AUD 3.16	302	FPO	302
26-Nov-12	MBL	On Market Purchase	AUD 3.16	333	FPO	333
26-Nov-12	MBL	On Market Purchase	AUD 3.16	334	FPO	334
26-Nov-12	MBL	On Market Purchase	AUD 3.16	384	FPO	384
26-Nov-12	MBL	On Market Purchase	AUD 3.16	3,890	FPO	3,890
26-Nov-12	MBL	On Market Purchase	AUD 3.11	5,180	FPO	5,180

Date of change	Person whose relevant interest changed	Nature of change	Consideration	Number of securities affected	Class	Person's votes affected
26-Nov-12	MBL	On Market Purchase	AUD 3.13	6,124	FPO	6,124
27-Nov-12	MBL	On Market Sale	AUD 3.14	-8,786	FPO	8,786
27-Nov-12	MBL	On Market Sale	AUD 3.15	-2,943	FPO	2,943
27-Nov-12	MBL	On Market Sale	AUD 3.14	-1,785	FPO	1,785
27-Nov-12	MBL	On Market Sale	AUD 3.15	-1,543	FPO	1,543
27-Nov-12	MBL	On Market Sale	AUD 3.15	-991	FPO	991
27-Nov-12	MBL	On Market Sale	AUD 3.15	-886	FPO	886
27-Nov-12	MBL	On Market Sale	AUD 3.15	-764	FPO	764
27-Nov-12	MBL	On Market Sale	AUD 3.14	-604	FPO	604
27-Nov-12	MBL	On Market Sale	AUD 3.15	-599	FPO	599
27-Nov-12	MBL	On Market Sale	AUD 3.15	-444	FPO	444
27-Nov-12	MBL	On Market Sale	AUD 3.15	-354	FPO	354
27-Nov-12	MBL	On Market Sale	AUD 3.14	-318	FPO	318
27-Nov-12	MBL	On Market Sale	AUD 3.15	-296	FPO	296
27-Nov-12	MBL	On Market Sale	AUD 3.14	-295	FPO	295
27-Nov-12	MBL	On Market Sale	AUD 3.15	-283	FPO	283
27-Nov-12	MBL	On Market Sale	AUD 3.15	-218	FPO	218
27-Nov-12	MBL	On Market Sale	AUD 3.15	-210	FPO	210
27-Nov-12	MBL	On Market Sale	AUD 3.15	-122	FPO	122
27-Nov-12	MBL	On Market Sale	AUD 3.15	-109	FPO	109
27-Nov-12	MBL	On Market Sale	AUD 3.15	-54	FPO	54
27-Nov-12	MBL	On Market Sale	AUD 3.14	-49	FPO	49
27-Nov-12	MBL	On Market Purchase	AUD 3.15	24	FPO	24
27-Nov-12	MBL	On Market Purchase	AUD 3.14	49	FPO	49
27-Nov-12	MBL	On Market Purchase	AUD 3.15	109	FPO	109
27-Nov-12	MBL	On Market Purchase	AUD 3.13	142	FPO	142
27-Nov-12	MBL	On Market Purchase	AUD 3.14	1,756	FPO	1,756
27-Nov-12	MBL	On Market Purchase	AUD 3.14	2,746	FPO	2,746
27-Nov-12	MBL	On Market Purchase	AUD 3.15	2,813	FPO	2,813
28-Nov-12	MBL	On Market Sale	AUD 3.15	-2,949	FPO	2,949
28-Nov-12	MBL	On Market Sale	AUD 3.14	-2,058	FPO	2,058
28-Nov-12	MBL	On Market Sale	AUD 3.13	-963	FPO	963
28-Nov-12	MBL	On Market Sale	AUD 3.13	-902	FPO	902
28-Nov-12	MBL	On Market Sale	AUD 3.14	-752	FPO	752
28-Nov-12	MBL	On Market Sale	AUD 3.17	-229	FPO	229
28-Nov-12	MBL	On Market Sale	AUD 3.13	-145	FPO	145
28-Nov-12	MBL	On Market Sale	AUD 3.17	-144	FPO	144
28-Nov-12	MBL	On Market Sale	AUD 3.14	-47	FPO	47
28-Nov-12	MBL	On Market Sale	AUD 3.14	-30	FPO	30
28-Nov-12	MBL	On Market Sale	AUD 3.13	-7	FPO	7
28-Nov-12	MBL	On Market Sale	AUD 3.14	-3	FPO	3
28-Nov-12	MBL	On Market Purchase	AUD 3.14	3	FPO	3
28-Nov-12	MBL	On Market Purchase	AUD 3.14	3	FPO	3
28-Nov-12	MBL	On Market Purchase	AUD 3.12	48	FPO	48
28-Nov-12	MBL	On Market Purchase	AUD 3.15	48	FPO	48
28-Nov-12	MBL	On Market Purchase	AUD 3.12	124	FPO	124
28-Nov-12	MBL	On Market Purchase	AUD 3.13	142	FPO	142
28-Nov-12	MBL	On Market Purchase	AUD 3.13	145	FPO	145
28-Nov-12	MBL	On Market Purchase	AUD 3.12	774	FPO	774
28-Nov-12	MBL	On Market Purchase	AUD 3.13	847	FPO	847
28-Nov-12	MBL	On Market Purchase	AUD 3.13	899	FPO	899
28-Nov-12	MBL	On Market Purchase	AUD 3.13	1,359	FPO	1,359
29-Nov-12	MBL	On Market Sale	AUD 3.13	-18,444	FPO	18,444
29-Nov-12	MBL	On Market Sale	AUD 3.12	-12,441	FPO	12,441
29-Nov-12	MBL	On Market Sale	AUD 3.12	-7,559	FPO	7,559
29-Nov-12	MBL	On Market Sale	AUD 3.14	-3,475	FPO	3,475
29-Nov-12	MBL	On Market Sale	AUD 3.15	-369	FPO	369
29-Nov-12	MBL	On Market Sale	AUD 3.16	-192	FPO	192
29-Nov-12	MBL	On Market Sale	AUD 3.13	-73	FPO	73
29-Nov-12	MBL	On Market Sale	AUD 3.14	-48	FPO	48
29-Nov-12	MBL	On Market Sale	AUD 3.14	-48	FPO	48
29-Nov-12	MBL	On Market Sale	AUD 3.14	-48	FPO	48
29-Nov-12	MBL	On Market Purchase	AUD 3.12	48	FPO	48
29-Nov-12	MBL	On Market Purchase	AUD 3.12	48	FPO	48
29-Nov-12	MBL	On Market Purchase	AUD 3.13	48	FPO	48
29-Nov-12	MBL	On Market Purchase	AUD 3.12	73	FPO	73
29-Nov-12	MBL	On Market Purchase	AUD 3.13	90	FPO	90
29-Nov-12	MBL	On Market Purchase	AUD 3.13	91	FPO	91
29-Nov-12	MBL	On Market Purchase	AUD 3.12	146	FPO	146
29-Nov-12	MBL	On Market Purchase	AUD 3.14	186	FPO	186
29-Nov-12	MBL	On Market Purchase	AUD 3.14	194	FPO	194
29-Nov-12	MBL	On Market Purchase	AUD 3.17	343	FPO	343
29-Nov-12	MBL	On Market Purchase	AUD 3.15	3,444	FPO	3,444
29-Nov-12	MBL	On Market Purchase	AUD 3.15	3,475	FPO	3,475

Date of change	Person whose relevant interest changed	Nature of change	Consideration	Number of securities affected	Class	Person's votes affected
29-Nov-12	MBL	On Market Purchase	AUD 3.14	5,131	FPO	5,131
29-Nov-12	MBL	On Market Purchase	AUD 3.12	20,000	FPO	20,000
30-Nov-12	MBL	On Market Sale	AUD 3.15	-28,691	FPO	28,691
30-Nov-12	MBL	On Market Sale	AUD 3.15	-1,716	FPO	1,716
30-Nov-12	MBL	On Market Sale	AUD 3.15	-480	FPO	480
30-Nov-12	MBL	On Market Sale	AUD 3.15	-223	FPO	223
30-Nov-12	MBL	On Market Sale	AUD 3.15	-112	FPO	112
30-Nov-12	MBL	On Market Sale	AUD 3.15	-103	FPO	103
30-Nov-12	MBL	On Market Purchase	AUD 3.14	103	FPO	103
30-Nov-12	MBL	On Market Purchase	AUD 3.14	128	FPO	128
30-Nov-12	MBL	On Market Purchase	AUD 3.14	128	FPO	128
30-Nov-12	MBL	On Market Purchase	AUD 3.15	146	FPO	146
30-Nov-12	MBL	On Market Purchase	AUD 3.15	146	FPO	146
30-Nov-12	MBL	On Market Purchase	AUD 3.15	154	FPO	154
30-Nov-12	MBL	On Market Purchase	AUD 3.15	181	FPO	181
30-Nov-12	MBL	On Market Purchase	AUD 3.15	1,022	FPO	1,022
30-Nov-12	MBL	On Market Purchase	AUD 3.15	1,631	FPO	1,631
30-Nov-12	MBL	On Market Purchase	AUD 3.15	1,716	FPO	1,716
03-Dec-12	MBL	On Market Sale	AUD 3.12	-5,326	FPO	5,326
03-Dec-12	MBL	On Market Sale	AUD 3.16	-3,620	FPO	3,620
03-Dec-12	MBL	On Market Sale	AUD 3.12	-1,123	FPO	1,123
03-Dec-12	MBL	On Market Sale	AUD 3.14	-695	FPO	695
03-Dec-12	MBL	On Market Sale	AUD 3.11	-570	FPO	570
03-Dec-12	MBL	On Market Sale	AUD 3.12	-301	FPO	301
03-Dec-12	MBL	On Market Sale	AUD 3.15	-229	FPO	229
03-Dec-12	MBL	On Market Sale	AUD 3.13	-155	FPO	155
03-Dec-12	MBL	On Market Sale	AUD 3.14	-146	FPO	146
03-Dec-12	MBL	On Market Sale	AUD 3.16	-2	FPO	2
03-Dec-12	MBL	On Market Sale	AUD 3.16	-1	FPO	1
03-Dec-12	MBL	On Market Purchase	AUD 3.16	2	FPO	2
03-Dec-12	MBL	On Market Purchase	AUD 3.14	128	FPO	128
03-Dec-12	MBL	On Market Purchase	AUD 3.16	128	FPO	128
03-Dec-12	MBL	On Market Purchase	AUD 3.16	128	FPO	128
03-Dec-12	MBL	On Market Purchase	AUD 3.15	128	FPO	128
03-Dec-12	MBL	On Market Purchase	AUD 3.12	128	FPO	128
03-Dec-12	MBL	On Market Purchase	AUD 3.13	128	FPO	128
03-Dec-12	MBL	On Market Purchase	AUD 3.11	206	FPO	206
03-Dec-12	MBL	On Market Purchase	AUD 3.11	266	FPO	266
03-Dec-12	MBL	On Market Purchase	AUD 3.11	1,218	FPO	1,218
03-Dec-12	MBL	On Market Purchase	AUD 3.11	2,578	FPO	2,578
03-Dec-12	MBL	On Market Purchase	AUD 3.12	5,896	FPO	5,896
03-Dec-12	MBL	On Market Purchase	AUD 3.15	10,127	FPO	10,127
04-Dec-12	MBL	On Market Sale	AUD 3.15	-4,521	FPO	4,521
04-Dec-12	MBL	On Market Sale	AUD 3.20	-2,000	FPO	2,000
04-Dec-12	MBL	On Market Sale	AUD 3.17	-1,862	FPO	1,862
04-Dec-12	MBL	On Market Sale	AUD 3.20	-1,694	FPO	1,694
04-Dec-12	MBL	On Market Sale	AUD 3.20	-842	FPO	842
04-Dec-12	MBL	On Market Sale	AUD 3.15	-414	FPO	414
04-Dec-12	MBL	On Market Sale	AUD 3.20	-357	FPO	357
04-Dec-12	MBL	On Market Sale	AUD 3.20	-247	FPO	247
04-Dec-12	MBL	On Market Sale	AUD 3.20	-200	FPO	200
04-Dec-12	MBL	On Market Sale	AUD 3.20	-180	FPO	180
04-Dec-12	MBL	On Market Sale	AUD 3.20	-128	FPO	128
04-Dec-12	MBL	On Market Sale	AUD 3.20	-98	FPO	98
04-Dec-12	MBL	On Market Sale	AUD 3.20	-43	FPO	43
04-Dec-12	MBL	On Market Sale	AUD 3.20	-6	FPO	6
04-Dec-12	MBL	On Market Sale	AUD 3.20	-1	FPO	1
04-Dec-12	MBL	On Market Purchase	AUD 3.19	128	FPO	128
04-Dec-12	MBL	On Market Purchase	AUD 3.15	343	FPO	343
04-Dec-12	MBL	On Market Purchase	AUD 3.20	470	FPO	470
04-Dec-12	MBL	On Market Purchase	AUD 3.20	842	FPO	842
05-Dec-12	MBL	On Market Sale	AUD 3.21	-8,569	FPO	8,569
05-Dec-12	MBL	On Market Sale	AUD 3.23	-7,110	FPO	7,110
05-Dec-12	MBL	On Market Sale	AUD 3.24	-3,529	FPO	3,529
05-Dec-12	MBL	On Market Sale	AUD 3.24	-2,779	FPO	2,779
05-Dec-12	MBL	On Market Sale	AUD 3.24	-2,477	FPO	2,477
05-Dec-12	MBL	On Market Sale	AUD 3.24	-1,644	FPO	1,644
05-Dec-12	MBL	On Market Sale	AUD 3.25	-1,339	FPO	1,339
05-Dec-12	MBL	On Market Sale	AUD 3.26	-1,316	FPO	1,316
05-Dec-12	MBL	On Market Sale	AUD 3.23	-928	FPO	928
05-Dec-12	MBL	On Market Sale	AUD 3.24	-778	FPO	778
05-Dec-12	MBL	On Market Sale	AUD 3.22	-457	FPO	457
05-Dec-12	MBL	On Market Sale	AUD 3.24	-292	FPO	292
05-Dec-12	MBL	On Market Sale	AUD 3.26	-146	FPO	146

Date of change	Person whose relevant interest changed	Nature of change	Consideration	Number of securities affected	Class	Person's votes affected
05-Dec-12	MBL	On Market Sale	AUD 3.24	-129	FPO	129
05-Dec-12	MBL	On Market Sale	AUD 3.25	-128	FPO	128
05-Dec-12	MBL	On Market Sale	AUD 3.25	-128	FPO	128
05-Dec-12	MBL	On Market Purchase	AUD 3.25	22	FPO	22
05-Dec-12	MBL	On Market Purchase	AUD 3.24	23	FPO	23
05-Dec-12	MBL	On Market Purchase	AUD 3.24	128	FPO	128
05-Dec-12	MBL	On Market Purchase	AUD 3.26	128	FPO	128
05-Dec-12	MBL	On Market Purchase	AUD 3.25	128	FPO	128
05-Dec-12	MBL	On Market Purchase	AUD 3.25	128	FPO	128
05-Dec-12	MBL	On Market Purchase	AUD 3.23	128	FPO	128
05-Dec-12	MBL	On Market Purchase	AUD 3.23	128	FPO	128
05-Dec-12	MBL	On Market Purchase	AUD 3.24	256	FPO	256
05-Dec-12	MBL	On Market Purchase	AUD 3.24	256	FPO	256
05-Dec-12	MBL	On Market Purchase	AUD 3.23	762	FPO	762
05-Dec-12	MBL	On Market Purchase	AUD 3.23	837	FPO	837
05-Dec-12	MBL	On Market Purchase	AUD 3.24	1,439	FPO	1,439
05-Dec-12	MBL	On Market Purchase	AUD 3.24	2,023	FPO	2,023
05-Dec-12	MBL	On Market Purchase	AUD 3.23	2,540	FPO	2,540
05-Dec-12	MBL	On Market Purchase	AUD 3.23	2,547	FPO	2,547
06-Dec-12	MBL	On Market Sale	AUD 3.25	-7,920	FPO	7,920
06-Dec-12	MBL	On Market Sale	AUD 3.22	-1,366	FPO	1,366
06-Dec-12	MBL	On Market Sale	AUD 3.26	-1,146	FPO	1,146
06-Dec-12	MBL	On Market Sale	AUD 3.26	-1,043	FPO	1,043
06-Dec-12	MBL	On Market Sale	AUD 3.27	-487	FPO	487
06-Dec-12	MBL	On Market Sale	AUD 3.26	-383	FPO	383
06-Dec-12	MBL	On Market Sale	AUD 3.22	-343	FPO	343
06-Dec-12	MBL	On Market Sale	AUD 3.27	-147	FPO	147
06-Dec-12	MBL	On Market Sale	AUD 3.29	-129	FPO	129
06-Dec-12	MBL	On Market Sale	AUD 3.26	-128	FPO	128
06-Dec-12	MBL	On Market Sale	AUD 3.27	-128	FPO	128
06-Dec-12	MBL	On Market Sale	AUD 3.28	-90	FPO	90
06-Dec-12	MBL	On Market Sale	AUD 3.29	-68	FPO	68
06-Dec-12	MBL	On Market Sale	AUD 3.27	-38	FPO	38
06-Dec-12	MBL	On Market Sale	AUD 3.29	-33	FPO	33
07-Dec-12	MBL	On Market Sale	AUD 3.28	-50,000	FPO	50,000
07-Dec-12	MBL	On Market Sale	AUD 3.28	-20,000	FPO	20,000
07-Dec-12	MBL	On Market Sale	AUD 3.27	-5,860	FPO	5,860
07-Dec-12	MBL	On Market Sale	AUD 3.26	-1,662	FPO	1,662
07-Dec-12	MBL	On Market Sale	AUD 3.25	-689	FPO	689
07-Dec-12	MBL	On Market Sale	AUD 3.26	-316	FPO	316
07-Dec-12	MBL	On Market Sale	AUD 3.26	-249	FPO	249
07-Dec-12	MBL	On Market Sale	AUD 3.25	-115	FPO	115
07-Dec-12	MBL	On Market Sale	AUD 3.24	-66	FPO	66
07-Dec-12	MBL	On Market Purchase	AUD 3.26	66	FPO	66
07-Dec-12	MBL	On Market Purchase	AUD 3.26	128	FPO	128
07-Dec-12	MBL	On Market Purchase	AUD 3.28	128	FPO	128
07-Dec-12	MBL	On Market Purchase	AUD 3.29	128	FPO	128
07-Dec-12	MBL	On Market Purchase	AUD 3.26	128	FPO	128
07-Dec-12	MBL	On Market Purchase	AUD 3.26	457	FPO	457
07-Dec-12	MBL	On Market Purchase	AUD 3.24	1,254	FPO	1,254
07-Dec-12	MBL	On Market Purchase	AUD 3.25	1,777	FPO	1,777
07-Dec-12	MBL	On Market Purchase	AUD 3.25	2,481	FPO	2,481
07-Dec-12	MBL	On Market Purchase	AUD 3.22	3,036	FPO	3,036
07-Dec-12	MBL	On Market Purchase	AUD 3.29	70,000	FPO	70,000
10-Dec-12	MBL	On Market Sale	AUD 3.22	-8,327	FPO	8,327
10-Dec-12	MBL	On Market Sale	AUD 3.24	-5,075	FPO	5,075
10-Dec-12	MBL	On Market Sale	AUD 3.22	-4,476	FPO	4,476
10-Dec-12	MBL	On Market Sale	AUD 3.22	-4,139	FPO	4,139
10-Dec-12	MBL	On Market Sale	AUD 3.27	-2,791	FPO	2,791
10-Dec-12	MBL	On Market Sale	AUD 3.27	-2,092	FPO	2,092
10-Dec-12	MBL	On Market Sale	AUD 3.24	-1,889	FPO	1,889
10-Dec-12	MBL	On Market Sale	AUD 3.24	-517	FPO	517
10-Dec-12	MBL	On Market Sale	AUD 3.27	-509	FPO	509
10-Dec-12	MBL	On Market Sale	AUD 3.24	-384	FPO	384
10-Dec-12	MBL	On Market Sale	AUD 3.26	-209	FPO	209
10-Dec-12	MBL	On Market Sale	AUD 3.29	-128	FPO	128
10-Dec-12	MBL	On Market Sale	AUD 3.26	-128	FPO	128
10-Dec-12	MBL	On Market Sale	AUD 3.31	-100	FPO	100
10-Dec-12	MBL	On Market Sale	AUD 3.26	-23	FPO	23
10-Dec-12	MBL	On Market Purchase	AUD 3.26	46	FPO	46
10-Dec-12	MBL	On Market Purchase	AUD 3.24	76	FPO	76
10-Dec-12	MBL	On Market Purchase	AUD 3.29	100	FPO	100
10-Dec-12	MBL	On Market Purchase	AUD 3.29	228	FPO	228
10-Dec-12	MBL	On Market Purchase	AUD 3.24	475	FPO	475

Date of change	Person whose relevant interest changed	Nature of change	Consideration	Number of securities affected	Class	Person's votes affected
10-Dec-12	MBL	On Market Purchase	AUD 3.24	662	FPO	662
10-Dec-12	MBL	On Market Purchase	AUD 3.23	4,650	FPO	4,650
10-Dec-12	MBL	On Market Purchase	AUD 3.23	5,309	FPO	5,309
10-Dec-12	MBL	On Market Purchase	AUD 3.23	8,752	FPO	8,752
11-Dec-12	MBL	On Market Purchase	AUD 3.23	9	FPO	9
11-Dec-12	MBL	On Market Purchase	AUD 3.23	12	FPO	12
11-Dec-12	MBL	On Market Purchase	AUD 3.25	114	FPO	114
11-Dec-12	MBL	On Market Purchase	AUD 3.23	151	FPO	151
11-Dec-12	MBL	On Market Purchase	AUD 3.25	196	FPO	196
11-Dec-12	MBL	On Market Purchase	AUD 3.23	294	FPO	294
11-Dec-12	MBL	On Market Purchase	AUD 3.23	427	FPO	427
11-Dec-12	MBL	On Market Purchase	AUD 3.23	487	FPO	487
11-Dec-12	MBL	On Market Purchase	AUD 3.23	697	FPO	697
11-Dec-12	MBL	On Market Purchase	AUD 3.23	2,229	FPO	2,229
11-Dec-12	MBL	On Market Purchase	AUD 3.23	2,444	FPO	2,444
11-Dec-12	MBL	On Market Purchase	AUD 3.22	3,320	FPO	3,320
12-Dec-12	MBL	On Market Sale	AUD 3.27	-8,734	FPO	8,734
12-Dec-12	MBL	On Market Sale	AUD 3.28	-4,898	FPO	4,898
12-Dec-12	MBL	On Market Sale	AUD 3.29	-4,549	FPO	4,549
12-Dec-12	MBL	On Market Sale	AUD 3.29	-1,597	FPO	1,597
12-Dec-12	MBL	On Market Sale	AUD 3.29	-1,375	FPO	1,375
12-Dec-12	MBL	On Market Sale	AUD 3.28	-807	FPO	807
12-Dec-12	MBL	On Market Sale	AUD 3.29	-760	FPO	760
12-Dec-12	MBL	On Market Sale	AUD 3.29	-644	FPO	644
12-Dec-12	MBL	On Market Sale	AUD 3.29	-428	FPO	428
12-Dec-12	MBL	On Market Sale	AUD 3.26	-13	FPO	13
12-Dec-12	MBL	On Market Purchase	AUD 3.28	102	FPO	102
12-Dec-12	MBL	On Market Purchase	AUD 3.27	114	FPO	114
12-Dec-12	MBL	On Market Purchase	AUD 3.28	128	FPO	128
12-Dec-12	MBL	On Market Purchase	AUD 3.29	206	FPO	206
12-Dec-12	MBL	On Market Purchase	AUD 3.29	284	FPO	284
12-Dec-12	MBL	On Market Purchase	AUD 3.27	338	FPO	338
12-Dec-12	MBL	On Market Purchase	AUD 3.28	536	FPO	536
12-Dec-12	MBL	On Market Purchase	AUD 3.27	685	FPO	685
12-Dec-12	MBL	On Market Purchase	AUD 3.27	798	FPO	798
12-Dec-12	MBL	On Market Purchase	AUD 3.26	800	FPO	800
12-Dec-12	MBL	On Market Purchase	AUD 3.29	962	FPO	962
12-Dec-12	MBL	On Market Purchase	AUD 3.29	1,110	FPO	1,110
12-Dec-12	MBL	On Market Purchase	AUD 3.29	13,283	FPO	13,283
13-Dec-12	MBL	On Market Sale	AUD 3.28	-9,013	FPO	9,013
13-Dec-12	MBL	On Market Sale	AUD 3.27	-5,086	FPO	5,086
13-Dec-12	MBL	On Market Sale	AUD 3.29	-3,918	FPO	3,918
13-Dec-12	MBL	On Market Sale	AUD 3.28	-3,191	FPO	3,191
13-Dec-12	MBL	On Market Sale	AUD 3.27	-1,755	FPO	1,755
13-Dec-12	MBL	On Market Sale	AUD 3.28	-1,704	FPO	1,704
13-Dec-12	MBL	On Market Sale	AUD 3.28	-1,369	FPO	1,369
13-Dec-12	MBL	On Market Sale	AUD 3.28	-987	FPO	987
13-Dec-12	MBL	On Market Sale	AUD 3.28	-866	FPO	866
13-Dec-12	MBL	On Market Sale	AUD 3.30	-800	FPO	800
13-Dec-12	MBL	On Market Sale	AUD 3.29	-773	FPO	773
13-Dec-12	MBL	On Market Sale	AUD 3.28	-739	FPO	739
13-Dec-12	MBL	On Market Sale	AUD 3.25	-654	FPO	654
13-Dec-12	MBL	On Market Sale	AUD 3.28	-535	FPO	535
13-Dec-12	MBL	On Market Sale	AUD 3.30	-497	FPO	497
13-Dec-12	MBL	On Market Sale	AUD 3.28	-218	FPO	218
13-Dec-12	MBL	On Market Sale	AUD 3.29	-197	FPO	197
13-Dec-12	MBL	On Market Sale	AUD 3.29	-140	FPO	140
13-Dec-12	MBL	On Market Sale	AUD 3.30	-100	FPO	100
13-Dec-12	MBL	On Market Sale	AUD 3.29	-47	FPO	47
13-Dec-12	MBL	On Market Sale	AUD 3.30	-43	FPO	43
13-Dec-12	MBL	On Market Purchase	AUD 3.27	5	FPO	5
13-Dec-12	MBL	On Market Purchase	AUD 3.30	90	FPO	90
13-Dec-12	MBL	On Market Purchase	AUD 3.26	128	FPO	128
13-Dec-12	MBL	On Market Purchase	AUD 3.26	128	FPO	128
13-Dec-12	MBL	On Market Purchase	AUD 3.28	162	FPO	162
13-Dec-12	MBL	On Market Purchase	AUD 3.28	217	FPO	217
13-Dec-12	MBL	On Market Purchase	AUD 3.26	256	FPO	256
13-Dec-12	MBL	On Market Purchase	AUD 3.28	620	FPO	620
13-Dec-12	MBL	On Market Purchase	AUD 3.26	820	FPO	820
13-Dec-12	MBL	On Market Purchase	AUD 3.27	971	FPO	971
13-Dec-12	MBL	On Market Purchase	AUD 3.27	1,250	FPO	1,250
13-Dec-12	MBL	On Market Purchase	AUD 3.27	1,687	FPO	1,687
13-Dec-12	MBL	On Market Purchase	AUD 3.26	3,259	FPO	3,259
13-Dec-12	MBL	On Market Purchase	AUD 3.28	10,000	FPO	10,000

Date of change	Person whose relevant interest changed	Nature of change	Consideration	Number of securities affected	Class	Person's votes affected
14-Dec-12	MBL	On Market Sale	AUD 3.35	-8,700	FPO	8,700
14-Dec-12	MBL	On Market Sale	AUD 3.34	-6,887	FPO	6,887
14-Dec-12	MBL	On Market Sale	AUD 3.33	-2,400	FPO	2,400
14-Dec-12	MBL	On Market Sale	AUD 3.34	-1,645	FPO	1,645
14-Dec-12	MBL	On Market Sale	AUD 3.33	-1,489	FPO	1,489
14-Dec-12	MBL	On Market Sale	AUD 3.32	-707	FPO	707
14-Dec-12	MBL	On Market Sale	AUD 3.31	-400	FPO	400
14-Dec-12	MBL	On Market Sale	AUD 3.32	-128	FPO	128
14-Dec-12	MBL	On Market Sale	AUD 3.31	-47	FPO	47
14-Dec-12	MBL	On Market Purchase	AUD 3.28	100	FPO	100
14-Dec-12	MBL	On Market Purchase	AUD 3.31	113	FPO	113
14-Dec-12	MBL	On Market Purchase	AUD 3.34	128	FPO	128
14-Dec-12	MBL	On Market Purchase	AUD 3.31	128	FPO	128
14-Dec-12	MBL	On Market Purchase	AUD 3.31	598	FPO	598
14-Dec-12	MBL	On Market Purchase	AUD 3.33	901	FPO	901
14-Dec-12	MBL	On Market Purchase	AUD 3.33	902	FPO	902
14-Dec-12	MBL	On Market Purchase	AUD 3.32	1,242	FPO	1,242
14-Dec-12	MBL	On Market Purchase	AUD 3.33	1,569	FPO	1,569
14-Dec-12	MBL	On Market Purchase	AUD 3.33	1,592	FPO	1,592
14-Dec-12	MBL	On Market Purchase	AUD 3.34	5,100	FPO	5,100
17-Dec-12	MBL	On Market Sale	AUD 3.33	-3,795	FPO	3,795
17-Dec-12	MBL	On Market Sale	AUD 3.37	-3,378	FPO	3,378
17-Dec-12	MBL	On Market Sale	AUD 3.37	-2,675	FPO	2,675
17-Dec-12	MBL	On Market Sale	AUD 3.37	-2,170	FPO	2,170
17-Dec-12	MBL	On Market Sale	AUD 3.37	-1,720	FPO	1,720
17-Dec-12	MBL	On Market Sale	AUD 3.38	-1,128	FPO	1,128
17-Dec-12	MBL	On Market Sale	AUD 3.37	-1,096	FPO	1,096
17-Dec-12	MBL	On Market Sale	AUD 3.37	-527	FPO	527
17-Dec-12	MBL	On Market Sale	AUD 3.37	-284	FPO	284
17-Dec-12	MBL	On Market Sale	AUD 3.36	-85	FPO	85
17-Dec-12	MBL	On Market Sale	AUD 3.37	-49	FPO	49
17-Dec-12	MBL	On Market Sale	AUD 3.36	-23	FPO	23
17-Dec-12	MBL	On Market Sale	AUD 3.37	-20	FPO	20
17-Dec-12	MBL	On Market Sale	AUD 3.36	-2	FPO	2
17-Dec-12	MBL	On Market Purchase	AUD 3.37	85	FPO	85
17-Dec-12	MBL	On Market Purchase	AUD 3.36	1,573	FPO	1,573
17-Dec-12	MBL	On Market Purchase	AUD 3.37	3,975	FPO	3,975
18-Dec-12	MBL	On Market Sale	AUD 3.34	-2,070	FPO	2,070
18-Dec-12	MBL	On Market Sale	AUD 3.34	-1,502	FPO	1,502
18-Dec-12	MBL	On Market Sale	AUD 3.33	-1,490	FPO	1,490
18-Dec-12	MBL	On Market Sale	AUD 3.37	-917	FPO	917
18-Dec-12	MBL	On Market Sale	AUD 3.33	-896	FPO	896
18-Dec-12	MBL	On Market Sale	AUD 3.34	-395	FPO	395
18-Dec-12	MBL	On Market Sale	AUD 3.34	-382	FPO	382
18-Dec-12	MBL	On Market Sale	AUD 3.34	-380	FPO	380
18-Dec-12	MBL	On Market Sale	AUD 3.34	-205	FPO	205
18-Dec-12	MBL	On Market Sale	AUD 3.34	-191	FPO	191
18-Dec-12	MBL	On Market Sale	AUD 3.35	-191	FPO	191
18-Dec-12	MBL	On Market Sale	AUD 3.33	-94	FPO	94
18-Dec-12	MBL	On Market Sale	AUD 3.34	-47	FPO	47
18-Dec-12	MBL	On Market Purchase	AUD 3.35	100	FPO	100
18-Dec-12	MBL	On Market Purchase	AUD 3.35	128	FPO	128
18-Dec-12	MBL	On Market Purchase	AUD 3.33	128	FPO	128
18-Dec-12	MBL	On Market Purchase	AUD 3.34	256	FPO	256
18-Dec-12	MBL	On Market Purchase	AUD 3.42	342	FPO	342
18-Dec-12	MBL	On Market Purchase	AUD 3.34	1,285	FPO	1,285
18-Dec-12	MBL	On Market Purchase	AUD 3.34	2,670	FPO	2,670
18-Dec-12	MBL	On Market Purchase	AUD 3.34	3,542	FPO	3,542
19-Dec-12	MBL	On Market Sale	AUD 3.35	-4,222	FPO	4,222
19-Dec-12	MBL	On Market Sale	AUD 3.36	-1,962	FPO	1,962
19-Dec-12	MBL	On Market Sale	AUD 3.35	-1,668	FPO	1,668
19-Dec-12	MBL	On Market Sale	AUD 3.36	-1,098	FPO	1,098
19-Dec-12	MBL	On Market Sale	AUD 3.36	-973	FPO	973
19-Dec-12	MBL	On Market Sale	AUD 3.37	-847	FPO	847
19-Dec-12	MBL	On Market Sale	AUD 3.35	-685	FPO	685
19-Dec-12	MBL	On Market Sale	AUD 3.36	-350	FPO	350
19-Dec-12	MBL	On Market Sale	AUD 3.36	-339	FPO	339
19-Dec-12	MBL	On Market Sale	AUD 3.36	-236	FPO	236
19-Dec-12	MBL	On Market Sale	AUD 3.36	-225	FPO	225
19-Dec-12	MBL	On Market Sale	AUD 3.36	-192	FPO	192
19-Dec-12	MBL	On Market Sale	AUD 3.36	-139	FPO	139
19-Dec-12	MBL	On Market Sale	AUD 3.35	-128	FPO	128
19-Dec-12	MBL	On Market Sale	AUD 3.35	-107	FPO	107
19-Dec-12	MBL	On Market Sale	AUD 3.37	-93	FPO	93

Date of change	Person whose relevant interest changed	Nature of change	Consideration	Number of securities affected	Class	Person's votes affected
19-Dec-12	MBL	On Market Sale	AUD 3.36	-34	FPO	34
19-Dec-12	MBL	On Market Sale	AUD 3.36	-32	FPO	32
19-Dec-12	MBL	On Market Sale	AUD 3.35	-12	FPO	12
19-Dec-12	MBL	On Market Purchase	AUD 3.35	16	FPO	16
19-Dec-12	MBL	On Market Purchase	AUD 3.36	46	FPO	46
19-Dec-12	MBL	On Market Purchase	AUD 3.35	50	FPO	50
19-Dec-12	MBL	On Market Purchase	AUD 3.36	88	FPO	88
19-Dec-12	MBL	On Market Purchase	AUD 3.35	98	FPO	98
19-Dec-12	MBL	On Market Purchase	AUD 3.35	342	FPO	342
19-Dec-12	MBL	On Market Purchase	AUD 3.35	847	FPO	847
20-Dec-12	MBL	On Market Sale	AUD 3.35	-9,880	FPO	9,880
20-Dec-12	MBL	On Market Sale	AUD 3.40	-7,777	FPO	7,777
20-Dec-12	MBL	On Market Sale	AUD 3.37	-3,358	FPO	3,358
20-Dec-12	MBL	On Market Sale	AUD 3.35	-2,393	FPO	2,393
20-Dec-12	MBL	On Market Sale	AUD 3.35	-942	FPO	942
20-Dec-12	MBL	On Market Sale	AUD 3.37	-216	FPO	216
20-Dec-12	MBL	On Market Sale	AUD 3.36	-102	FPO	102
20-Dec-12	MBL	On Market Sale	AUD 3.36	-58	FPO	58
20-Dec-12	MBL	On Market Sale	AUD 3.37	-46	FPO	46
20-Dec-12	MBL	On Market Sale	AUD 3.35	-7	FPO	7
20-Dec-12	MBL	On Market Purchase	AUD 3.35	11	FPO	11
20-Dec-12	MBL	On Market Purchase	AUD 3.36	14	FPO	14
20-Dec-12	MBL	On Market Purchase	AUD 3.37	45	FPO	45
20-Dec-12	MBL	On Market Purchase	AUD 3.36	54	FPO	54
20-Dec-12	MBL	On Market Purchase	AUD 3.36	152	FPO	152
20-Dec-12	MBL	On Market Purchase	AUD 3.35	842	FPO	842
20-Dec-12	MBL	On Market Purchase	AUD 3.35	2,298	FPO	2,298
20-Dec-12	MBL	On Market Purchase	AUD 3.36	2,516	FPO	2,516
20-Dec-12	MBL	On Market Purchase	AUD 3.35	60,669	FPO	60,669
21-Dec-12	MBL	On Market Sale	AUD 3.27	-9,481	FPO	9,481
21-Dec-12	MBL	On Market Sale	AUD 3.27	-9,041	FPO	9,041
21-Dec-12	MBL	On Market Sale	AUD 3.27	-4,283	FPO	4,283
21-Dec-12	MBL	On Market Sale	AUD 3.27	-647	FPO	647
21-Dec-12	MBL	On Market Sale	AUD 3.30	-460	FPO	460
21-Dec-12	MBL	On Market Sale	AUD 3.31	-258	FPO	258
21-Dec-12	MBL	On Market Sale	AUD 3.30	-128	FPO	128
21-Dec-12	MBL	On Market Sale	AUD 3.30	-128	FPO	128
21-Dec-12	MBL	On Market Sale	AUD 3.31	-8	FPO	8
21-Dec-12	MBL	On Market Purchase	AUD 3.29	6	FPO	6
21-Dec-12	MBL	On Market Purchase	AUD 3.28	146	FPO	146
21-Dec-12	MBL	On Market Purchase	AUD 3.27	9,041	FPO	9,041
21-Dec-12	MBL	On Market Purchase	AUD 3.27	9,481	FPO	9,481
24-Dec-12	MBL	On Market Sale	AUD 3.27	-138	FPO	138
24-Dec-12	MBL	On Market Purchase	AUD 3.24	115	FPO	115
24-Dec-12	MBL	On Market Purchase	AUD 3.27	756	FPO	756
27-Dec-12	MBL	On Market Sale	AUD 3.29	-1,934	FPO	1,934
27-Dec-12	MBL	On Market Sale	AUD 3.27	-458	FPO	458
27-Dec-12	MBL	On Market Sale	AUD 3.28	-128	FPO	128
27-Dec-12	MBL	On Market Sale	AUD 3.26	-26	FPO	26
28-Dec-12	MBL	On Market Sale	AUD 3.32	-1,685	FPO	1,685
28-Dec-12	MBL	On Market Sale	AUD 3.32	-486	FPO	486
28-Dec-12	MBL	On Market Sale	AUD 3.32	-129	FPO	129
28-Dec-12	MBL	On Market Sale	AUD 3.32	-129	FPO	129
28-Dec-12	MBL	On Market Purchase	AUD 3.32	573	FPO	573
31-Dec-12	MBL	On Market Sale	AUD 3.27	-2,470	FPO	2,470
31-Dec-12	MBL	On Market Sale	AUD 3.31	-458	FPO	458
31-Dec-12	MBL	On Market Sale	AUD 3.27	-368	FPO	368
31-Dec-12	MBL	On Market Purchase	AUD 3.26	101	FPO	101
31-Dec-12	MBL	On Market Purchase	AUD 3.28	128	FPO	128
02-Jan-13	MBL	On Market Sale	AUD 3.28	-3,092	FPO	3,092
02-Jan-13	MBL	On Market Sale	AUD 3.27	-2,496	FPO	2,496
02-Jan-13	MBL	On Market Sale	AUD 3.27	-754	FPO	754
02-Jan-13	MBL	On Market Sale	AUD 3.25	-457	FPO	457
02-Jan-13	MBL	On Market Sale	AUD 3.28	-298	FPO	298
02-Jan-13	MBL	On Market Sale	AUD 3.27	-270	FPO	270
02-Jan-13	MBL	On Market Sale	AUD 3.29	-23	FPO	23
02-Jan-13	MBL	On Market Sale	AUD 3.29	-23	FPO	23
02-Jan-13	MBL	On Market Purchase	AUD 3.29	69	FPO	69
02-Jan-13	MBL	On Market Purchase	AUD 3.27	87	FPO	87
02-Jan-13	MBL	On Market Purchase	AUD 3.28	435	FPO	435
02-Jan-13	MBL	On Market Purchase	AUD 3.27	5,588	FPO	5,588
03-Jan-13	MBL	On Market Sale	AUD 3.33	-7,851	FPO	7,851
03-Jan-13	MBL	On Market Sale	AUD 3.32	-1,948	FPO	1,948
03-Jan-13	MBL	On Market Sale	AUD 3.26	-800	FPO	800

Date of change	Person whose relevant interest changed	Nature of change	Consideration	Number of securities affected	Class	Person's votes affected
03-Jan-13	MBL	On Market Sale	AUD 3.34	-595	FPO	595
03-Jan-13	MBL	On Market Sale	AUD 3.25	-128	FPO	128
03-Jan-13	MBL	On Market Sale	AUD 3.25	-128	FPO	128
03-Jan-13	MBL	On Market Sale	AUD 3.26	-128	FPO	128
03-Jan-13	MBL	On Market Sale	AUD 3.31	-87	FPO	87
03-Jan-13	MBL	On Market Sale	AUD 3.31	-67	FPO	67
03-Jan-13	MBL	On Market Sale	AUD 3.30	-25	FPO	25
03-Jan-13	MBL	On Market Purchase	AUD 3.29	59	FPO	59
03-Jan-13	MBL	On Market Purchase	AUD 3.31	100	FPO	100
03-Jan-13	MBL	On Market Purchase	AUD 3.32	135	FPO	135
03-Jan-13	MBL	On Market Purchase	AUD 3.32	480	FPO	480
03-Jan-13	MBL	On Market Purchase	AUD 3.32	1,624	FPO	1,624
03-Jan-13	MBL	On Market Purchase	AUD 3.32	6,227	FPO	6,227
04-Jan-13	MBL	On Market Sale	AUD 3.28	-5,000	FPO	5,000
04-Jan-13	MBL	On Market Sale	AUD 3.33	-2,880	FPO	2,880
04-Jan-13	MBL	On Market Sale	AUD 3.32	-2,126	FPO	2,126
04-Jan-13	MBL	On Market Sale	AUD 3.32	-1,219	FPO	1,219
04-Jan-13	MBL	On Market Sale	AUD 3.32	-1,110	FPO	1,110
04-Jan-13	MBL	On Market Sale	AUD 3.26	-914	FPO	914
04-Jan-13	MBL	On Market Sale	AUD 3.29	-655	FPO	655
04-Jan-13	MBL	On Market Sale	AUD 3.32	-436	FPO	436
04-Jan-13	MBL	On Market Sale	AUD 3.32	-183	FPO	183
04-Jan-13	MBL	On Market Sale	AUD 3.31	-110	FPO	110
04-Jan-13	MBL	On Market Sale	AUD 3.32	-55	FPO	55
04-Jan-13	MBL	On Market Sale	AUD 3.32	-45	FPO	45
04-Jan-13	MBL	On Market Sale	AUD 3.30	-37	FPO	37
04-Jan-13	MBL	On Market Purchase	AUD 3.30	8	FPO	8
04-Jan-13	MBL	On Market Purchase	AUD 3.32	45	FPO	45
04-Jan-13	MBL	On Market Purchase	AUD 3.31	56	FPO	56
04-Jan-13	MBL	On Market Purchase	AUD 3.30	163	FPO	163
04-Jan-13	MBL	On Market Purchase	AUD 3.33	247	FPO	247
04-Jan-13	MBL	On Market Purchase	AUD 3.29	261	FPO	261
04-Jan-13	MBL	On Market Purchase	AUD 3.27	264	FPO	264
04-Jan-13	MBL	On Market Purchase	AUD 3.31	817	FPO	817
04-Jan-13	MBL	On Market Purchase	AUD 3.27	876	FPO	876
04-Jan-13	MBL	On Market Purchase	AUD 3.33	2,419	FPO	2,419
04-Jan-13	MBL	On Market Purchase	AUD 3.29	5,000	FPO	5,000
07-Jan-13	MBL	On Market Sale	AUD 3.37	-2,367	FPO	2,367
07-Jan-13	MBL	On Market Sale	AUD 3.37	-1,977	FPO	1,977
07-Jan-13	MBL	On Market Sale	AUD 3.36	-1,106	FPO	1,106
07-Jan-13	MBL	On Market Sale	AUD 3.37	-142	FPO	142
07-Jan-13	MBL	On Market Sale	AUD 3.36	-142	FPO	142
07-Jan-13	MBL	On Market Sale	AUD 3.37	-86	FPO	86
07-Jan-13	MBL	On Market Sale	AUD 3.37	-7	FPO	7
07-Jan-13	MBL	On Market Purchase	AUD 3.37	86	FPO	86
07-Jan-13	MBL	On Market Purchase	AUD 3.37	457	FPO	457
08-Jan-13	MBL	On Market Sale	AUD 3.31	-10,000	FPO	10,000
08-Jan-13	MBL	On Market Sale	AUD 3.37	-9,632	FPO	9,632
08-Jan-13	MBL	On Market Sale	AUD 3.31	-6,496	FPO	6,496
08-Jan-13	MBL	On Market Sale	AUD 3.27	-2,601	FPO	2,601
08-Jan-13	MBL	On Market Sale	AUD 3.27	-2,451	FPO	2,451
08-Jan-13	MBL	On Market Sale	AUD 3.34	-1,808	FPO	1,808
08-Jan-13	MBL	On Market Sale	AUD 3.27	-850	FPO	850
08-Jan-13	MBL	On Market Sale	AUD 3.39	-594	FPO	594
08-Jan-13	MBL	On Market Sale	AUD 3.27	-314	FPO	314
08-Jan-13	MBL	On Market Sale	AUD 3.37	-300	FPO	300
08-Jan-13	MBL	On Market Sale	AUD 3.37	-293	FPO	293
08-Jan-13	MBL	On Market Sale	AUD 3.42	-256	FPO	256
08-Jan-13	MBL	On Market Sale	AUD 3.30	-232	FPO	232
08-Jan-13	MBL	On Market Sale	AUD 3.29	-128	FPO	128
08-Jan-13	MBL	On Market Sale	AUD 3.34	-128	FPO	128
08-Jan-13	MBL	On Market Sale	AUD 3.31	-128	FPO	128
08-Jan-13	MBL	On Market Sale	AUD 3.36	-100	FPO	100
08-Jan-13	MBL	On Market Sale	AUD 3.34	-2	FPO	2
08-Jan-13	MBL	On Market Purchase	AUD 3.29	264	FPO	264
08-Jan-13	MBL	On Market Purchase	AUD 3.26	282	FPO	282
08-Jan-13	MBL	On Market Purchase	AUD 3.26	3,301	FPO	3,301
08-Jan-13	MBL	On Market Purchase	AUD 3.31	16,496	FPO	16,496
09-Jan-13	MBL	On Market Sale	AUD 3.26	-3,332	FPO	3,332
09-Jan-13	MBL	On Market Sale	AUD 3.25	-3,120	FPO	3,120
09-Jan-13	MBL	On Market Sale	AUD 3.26	-2,573	FPO	2,573
09-Jan-13	MBL	On Market Sale	AUD 3.23	-606	FPO	606
09-Jan-13	MBL	On Market Sale	AUD 3.26	-555	FPO	555
09-Jan-13	MBL	On Market Sale	AUD 3.24	-497	FPO	497

Date of change	Person whose relevant interest changed	Nature of change	Consideration	Number of securities affected	Class	Person's votes affected
09-Jan-13	MBL	On Market Sale	AUD 3.26	-266	FPO	266
09-Jan-13	MBL	On Market Sale	AUD 3.26	-247	FPO	247
09-Jan-13	MBL	On Market Sale	AUD 3.27	-128	FPO	128
09-Jan-13	MBL	On Market Sale	AUD 3.27	-128	FPO	128
09-Jan-13	MBL	On Market Sale	AUD 3.24	-34	FPO	34
09-Jan-13	MBL	On Market Sale	AUD 3.29	-6	FPO	6
09-Jan-13	MBL	On Market Purchase	AUD 3.25	15	FPO	15
09-Jan-13	MBL	On Market Purchase	AUD 3.24	78	FPO	78
09-Jan-13	MBL	On Market Purchase	AUD 3.26	119	FPO	119
09-Jan-13	MBL	On Market Purchase	AUD 3.25	138	FPO	138
09-Jan-13	MBL	On Market Purchase	AUD 3.23	243	FPO	243
09-Jan-13	MBL	On Market Purchase	AUD 3.26	740	FPO	740
09-Jan-13	MBL	On Market Purchase	AUD 3.21	1,200	FPO	1,200
09-Jan-13	MBL	On Market Purchase	AUD 3.26	2,052	FPO	2,052
09-Jan-13	MBL	On Market Purchase	AUD 3.21	6,217	FPO	6,217
09-Jan-13	MBL	On Market Purchase	AUD 3.26	6,452	FPO	6,452
10-Jan-13	MBL	On Market Sale	AUD 3.24	-6,611	FPO	6,611
10-Jan-13	MBL	On Market Sale	AUD 3.26	-4,825	FPO	4,825
10-Jan-13	MBL	On Market Sale	AUD 3.24	-2,395	FPO	2,395
10-Jan-13	MBL	On Market Sale	AUD 3.24	-2,120	FPO	2,120
10-Jan-13	MBL	On Market Sale	AUD 3.24	-1,318	FPO	1,318
10-Jan-13	MBL	On Market Sale	AUD 3.22	-690	FPO	690
10-Jan-13	MBL	On Market Sale	AUD 3.22	-256	FPO	256
10-Jan-13	MBL	On Market Sale	AUD 3.26	-228	FPO	228
10-Jan-13	MBL	On Market Sale	AUD 3.22	-210	FPO	210
10-Jan-13	MBL	On Market Sale	AUD 3.22	-192	FPO	192
10-Jan-13	MBL	On Market Sale	AUD 3.27	-144	FPO	144
10-Jan-13	MBL	On Market Sale	AUD 3.21	-134	FPO	134
10-Jan-13	MBL	On Market Sale	AUD 3.23	-128	FPO	128
10-Jan-13	MBL	On Market Sale	AUD 3.24	-128	FPO	128
10-Jan-13	MBL	On Market Sale	AUD 3.26	-128	FPO	128
10-Jan-13	MBL	On Market Sale	AUD 3.22	-64	FPO	64
10-Jan-13	MBL	On Market Sale	AUD 3.23	-46	FPO	46
10-Jan-13	MBL	On Market Sale	AUD 3.22	-42	FPO	42
10-Jan-13	MBL	On Market Sale	AUD 3.21	-12	FPO	12
10-Jan-13	MBL	On Market Purchase	AUD 3.23	46	FPO	46
10-Jan-13	MBL	On Market Purchase	AUD 3.23	233	FPO	233
10-Jan-13	MBL	On Market Purchase	AUD 3.24	1,406	FPO	1,406
10-Jan-13	MBL	On Market Purchase	AUD 3.24	6,611	FPO	6,611
11-Jan-13	MBL	On Market Sale	AUD 3.24	-5,660	FPO	5,660
11-Jan-13	MBL	On Market Sale	AUD 3.24	-4,341	FPO	4,341
11-Jan-13	MBL	On Market Sale	AUD 3.26	-1,586	FPO	1,586
11-Jan-13	MBL	On Market Sale	AUD 3.24	-457	FPO	457
11-Jan-13	MBL	On Market Sale	AUD 3.26	-128	FPO	128
11-Jan-13	MBL	On Market Sale	AUD 3.24	-47	FPO	47
11-Jan-13	MBL	On Market Sale	AUD 3.26	-41	FPO	41
11-Jan-13	MBL	On Market Purchase	AUD 3.26	41	FPO	41
11-Jan-13	MBL	On Market Purchase	AUD 3.26	88	FPO	88
11-Jan-13	MBL	On Market Purchase	AUD 3.24	126	FPO	126
11-Jan-13	MBL	On Market Purchase	AUD 3.25	391	FPO	391
11-Jan-13	MBL	On Market Purchase	AUD 3.26	1,145	FPO	1,145
11-Jan-13	MBL	On Market Purchase	AUD 3.26	2,425	FPO	2,425
11-Jan-13	MBL	On Market Purchase	AUD 3.24	4,821	FPO	4,821
14-Jan-13	MBL	On Market Sale	AUD 3.25	-1,537	FPO	1,537
14-Jan-13	MBL	On Market Sale	AUD 3.24	-953	FPO	953
14-Jan-13	MBL	On Market Sale	AUD 3.24	-251	FPO	251
14-Jan-13	MBL	On Market Sale	AUD 3.25	-154	FPO	154
14-Jan-13	MBL	On Market Purchase	AUD 3.26	228	FPO	228
14-Jan-13	MBL	On Market Purchase	AUD 3.25	457	FPO	457
14-Jan-13	MBL	On Market Purchase	AUD 3.25	1,107	FPO	1,107
14-Jan-13	MBL	On Market Purchase	AUD 3.24	1,537	FPO	1,537
15-Jan-13	MBL	On Market Sale	AUD 3.22	-6,543	FPO	6,543
15-Jan-13	MBL	On Market Sale	AUD 3.22	-4,008	FPO	4,008
15-Jan-13	MBL	On Market Sale	AUD 3.22	-1,934	FPO	1,934
15-Jan-13	MBL	On Market Sale	AUD 3.23	-685	FPO	685
15-Jan-13	MBL	On Market Sale	AUD 3.27	-79	FPO	79
15-Jan-13	MBL	On Market Sale	AUD 3.24	-74	FPO	74
15-Jan-13	MBL	On Market Sale	AUD 3.27	-62	FPO	62
15-Jan-13	MBL	On Market Sale	AUD 3.26	-20	FPO	20
15-Jan-13	MBL	On Market Sale	AUD 3.26	-9	FPO	9
15-Jan-13	MBL	On Market Sale	AUD 3.25	-2	FPO	2
15-Jan-13	MBL	On Market Purchase	AUD 3.24	12	FPO	12
15-Jan-13	MBL	On Market Purchase	AUD 3.25	19	FPO	19
15-Jan-13	MBL	On Market Purchase	AUD 3.24	19	FPO	19

Date of change	Person whose relevant interest changed	Nature of change	Consideration	Number of securities affected	Class	Person's votes affected
15-Jan-13	MBL	On Market Purchase	AUD 3.26	26	FPO	26
15-Jan-13	MBL	On Market Purchase	AUD 3.25	45	FPO	45
15-Jan-13	MBL	On Market Purchase	AUD 3.22	57	FPO	57
15-Jan-13	MBL	On Market Purchase	AUD 3.23	64	FPO	64
15-Jan-13	MBL	On Market Purchase	AUD 3.22	101	FPO	101
15-Jan-13	MBL	On Market Purchase	AUD 3.25	128	FPO	128
15-Jan-13	MBL	On Market Purchase	AUD 3.24	128	FPO	128
15-Jan-13	MBL	On Market Purchase	AUD 3.22	280	FPO	280
15-Jan-13	MBL	On Market Purchase	AUD 3.25	733	FPO	733
15-Jan-13	MBL	On Market Purchase	AUD 3.22	1,345	FPO	1,345
15-Jan-13	MBL	On Market Purchase	AUD 3.22	1,590	FPO	1,590
15-Jan-13	MBL	On Market Purchase	AUD 3.22	1,651	FPO	1,651
15-Jan-13	MBL	On Market Purchase	AUD 3.25	1,796	FPO	1,796
15-Jan-13	MBL	On Market Purchase	AUD 3.26	1,860	FPO	1,860
15-Jan-13	MBL	On Market Purchase	AUD 3.22	3,302	FPO	3,302
16-Jan-13	MBL	On Market Sale	AUD 3.30	-12,365	FPO	12,365
16-Jan-13	MBL	On Market Sale	AUD 3.31	-9,924	FPO	9,924
16-Jan-13	MBL	On Market Sale	AUD 3.31	-5,383	FPO	5,383
16-Jan-13	MBL	On Market Sale	AUD 3.30	-2,319	FPO	2,319
16-Jan-13	MBL	On Market Sale	AUD 3.31	-2,033	FPO	2,033
16-Jan-13	MBL	On Market Sale	AUD 3.21	-571	FPO	571
16-Jan-13	MBL	On Market Sale	AUD 3.30	-445	FPO	445
16-Jan-13	MBL	On Market Sale	AUD 3.30	-440	FPO	440
16-Jan-13	MBL	On Market Sale	AUD 3.30	-67	FPO	67
16-Jan-13	MBL	On Market Sale	AUD 3.29	-52	FPO	52
16-Jan-13	MBL	On Market Sale	AUD 3.30	-44	FPO	44
16-Jan-13	MBL	On Market Sale	AUD 3.30	-26	FPO	26
16-Jan-13	MBL	On Market Sale	AUD 3.30	-21	FPO	21
16-Jan-13	MBL	On Market Purchase	AUD 3.30	20	FPO	20
16-Jan-13	MBL	On Market Purchase	AUD 3.25	22	FPO	22
16-Jan-13	MBL	On Market Purchase	AUD 3.24	67	FPO	67
16-Jan-13	MBL	On Market Purchase	AUD 3.24	92	FPO	92
16-Jan-13	MBL	On Market Purchase	AUD 3.24	140	FPO	140
16-Jan-13	MBL	On Market Purchase	AUD 3.31	207	FPO	207
16-Jan-13	MBL	On Market Purchase	AUD 3.30	220	FPO	220
16-Jan-13	MBL	On Market Purchase	AUD 3.30	890	FPO	890
16-Jan-13	MBL	On Market Purchase	AUD 3.27	906	FPO	906
16-Jan-13	MBL	On Market Purchase	AUD 3.30	1,083	FPO	1,083
16-Jan-13	MBL	On Market Purchase	AUD 3.30	1,958	FPO	1,958
16-Jan-13	MBL	On Market Purchase	AUD 3.30	7,137	FPO	7,137
16-Jan-13	MBL	On Market Purchase	AUD 3.29	15,152	FPO	15,152
17-Jan-13	MBL	On Market Sale	AUD 3.30	-15,000	FPO	15,000
17-Jan-13	MBL	On Market Sale	AUD 3.28	-15,000	FPO	15,000
17-Jan-13	MBL	On Market Sale	AUD 3.34	-14,429	FPO	14,429
17-Jan-13	MBL	On Market Sale	AUD 3.34	-14,429	FPO	14,429
17-Jan-13	MBL	On Market Sale	AUD 3.30	-10,000	FPO	10,000
17-Jan-13	MBL	On Market Sale	AUD 3.34	-2,807	FPO	2,807
17-Jan-13	MBL	On Market Sale	AUD 3.27	-2,444	FPO	2,444
17-Jan-13	MBL	On Market Sale	AUD 3.27	-2,444	FPO	2,444
17-Jan-13	MBL	On Market Sale	AUD 3.28	-2,307	FPO	2,307
17-Jan-13	MBL	On Market Sale	AUD 3.34	-1,500	FPO	1,500
17-Jan-13	MBL	On Market Sale	AUD 3.34	-1,028	FPO	1,028
17-Jan-13	MBL	On Market Sale	AUD 3.31	-21	FPO	21
17-Jan-13	MBL	On Market Purchase	AUD 3.29	1	FPO	1
17-Jan-13	MBL	On Market Purchase	AUD 3.30	5	FPO	5
17-Jan-13	MBL	On Market Purchase	AUD 3.29	75	FPO	75
17-Jan-13	MBL	On Market Purchase	AUD 3.30	269	FPO	269
17-Jan-13	MBL	On Market Purchase	AUD 3.29	345	FPO	345
17-Jan-13	MBL	On Market Purchase	AUD 3.31	397	FPO	397
17-Jan-13	MBL	On Market Purchase	AUD 3.27	1,044	FPO	1,044
17-Jan-13	MBL	On Market Purchase	AUD 3.27	2,307	FPO	2,307
17-Jan-13	MBL	On Market Purchase	AUD 3.29	5,792	FPO	5,792
17-Jan-13	MBL	On Market Purchase	AUD 3.27	7,332	FPO	7,332
17-Jan-13	MBL	On Market Purchase	AUD 3.27	12,556	FPO	12,556
17-Jan-13	MBL	On Market Purchase	AUD 3.34	14,429	FPO	14,429
17-Jan-13	MBL	On Market Purchase	AUD 3.29	18,863	FPO	18,863
18-Jan-13	MBL	On Market Sale	AUD 3.28	-3,077	FPO	3,077
18-Jan-13	MBL	On Market Sale	AUD 3.28	-1,530	FPO	1,530
18-Jan-13	MBL	On Market Sale	AUD 3.29	-1,342	FPO	1,342
18-Jan-13	MBL	On Market Sale	AUD 3.30	-228	FPO	228
18-Jan-13	MBL	On Market Sale	AUD 3.29	-100	FPO	100
18-Jan-13	MBL	On Market Sale	AUD 3.29	-38	FPO	38
18-Jan-13	MBL	On Market Sale	AUD 3.28	-15	FPO	15
18-Jan-13	MBL	On Market Purchase	AUD 3.28	3	FPO	3

Date of change	Person whose relevant interest changed	Nature of change	Consideration	Number of securities affected	Class	Person's votes affected
18-Jan-13	MBL	On Market Purchase	AUD 3.28	17	FPO	17
18-Jan-13	MBL	On Market Purchase	AUD 3.29	18	FPO	18
18-Jan-13	MBL	On Market Purchase	AUD 3.28	3,077	FPO	3,077
21-Jan-13	MBL	On Market Sale	AUD 3.28	-5,438	FPO	5,438
21-Jan-13	MBL	On Market Sale	AUD 3.28	-4,055	FPO	4,055
21-Jan-13	MBL	On Market Sale	AUD 3.28	-151	FPO	151
21-Jan-13	MBL	On Market Sale	AUD 3.28	-22	FPO	22
21-Jan-13	MBL	On Market Purchase	AUD 3.27	10	FPO	10
21-Jan-13	MBL	On Market Purchase	AUD 3.27	22	FPO	22
21-Jan-13	MBL	On Market Purchase	AUD 3.27	151	FPO	151
21-Jan-13	MBL	On Market Purchase	AUD 3.27	766	FPO	766
21-Jan-13	MBL	On Market Purchase	AUD 3.28	1,438	FPO	1,438
21-Jan-13	MBL	On Market Purchase	AUD 3.27	3,120	FPO	3,120
21-Jan-13	MBL	On Market Purchase	AUD 3.28	6,373	FPO	6,373
22-Jan-13	MBL	On Market Sale	AUD 3.26	-1,820	FPO	1,820
22-Jan-13	MBL	On Market Sale	AUD 3.26	-1,637	FPO	1,637
22-Jan-13	MBL	On Market Sale	AUD 3.26	-855	FPO	855
22-Jan-13	MBL	On Market Sale	AUD 3.26	-2	FPO	2
22-Jan-13	MBL	On Market Purchase	AUD 3.25	94	FPO	94
22-Jan-13	MBL	On Market Purchase	AUD 3.26	2,398	FPO	2,398
22-Jan-13	MBL	On Market Purchase	AUD 3.26	2,443	FPO	2,443
23-Jan-13	MBL	On Market Sale	AUD 3.27	-41,270	FPO	41,270
23-Jan-13	MBL	On Market Sale	AUD 3.27	-37,514	FPO	37,514
23-Jan-13	MBL	On Market Sale	AUD 3.26	-1,635	FPO	1,635
23-Jan-13	MBL	On Market Sale	AUD 3.28	-956	FPO	956
23-Jan-13	MBL	On Market Purchase	AUD 3.27	40	FPO	40
23-Jan-13	MBL	On Market Purchase	AUD 3.27	79	FPO	79
23-Jan-13	MBL	On Market Purchase	AUD 3.27	81	FPO	81
23-Jan-13	MBL	On Market Purchase	AUD 3.27	355	FPO	355
23-Jan-13	MBL	On Market Purchase	AUD 3.27	938	FPO	938
23-Jan-13	MBL	On Market Purchase	AUD 3.25	1,554	FPO	1,554
23-Jan-13	MBL	On Market Purchase	AUD 3.27	40,332	FPO	40,332
24-Jan-13	MBL	On Market Sale	AUD 3.25	-2,362	FPO	2,362
24-Jan-13	MBL	On Market Sale	AUD 3.27	-685	FPO	685
24-Jan-13	MBL	On Market Sale	AUD 3.25	-279	FPO	279
24-Jan-13	MBL	On Market Purchase	AUD 3.27	2	FPO	2
24-Jan-13	MBL	On Market Purchase	AUD 3.24	10	FPO	10
24-Jan-13	MBL	On Market Purchase	AUD 3.26	54	FPO	54
24-Jan-13	MBL	On Market Purchase	AUD 3.26	256	FPO	256
24-Jan-13	MBL	On Market Purchase	AUD 3.26	363	FPO	363
24-Jan-13	MBL	On Market Purchase	AUD 3.24	781	FPO	781
24-Jan-13	MBL	On Market Purchase	AUD 3.27	1,251	FPO	1,251
24-Jan-13	MBL	On Market Purchase	AUD 3.24	1,461	FPO	1,461
24-Jan-13	MBL	On Market Purchase	AUD 3.24	1,581	FPO	1,581
24-Jan-13	MBL	On Market Purchase	AUD 3.30	2,202	FPO	2,202
24-Jan-13	MBL	On Market Purchase	AUD 3.29	2,532	FPO	2,532
24-Jan-13	MBL	On Market Purchase	AUD 3.27	2,704	FPO	2,704
24-Jan-13	MBL	On Market Purchase	AUD 3.30	7,302	FPO	7,302
24-Jan-13	MBL	On Market Purchase	AUD 3.29	12,106	FPO	12,106
24-Jan-13	MBL	On Market Purchase	AUD 3.30	13,370	FPO	13,370
25-Jan-13	MBL	On Market Sale	AUD 3.37	-3,034	FPO	3,034
25-Jan-13	MBL	On Market Sale	AUD 3.36	-821	FPO	821
25-Jan-13	MBL	On Market Sale	AUD 3.30	-685	FPO	685
25-Jan-13	MBL	On Market Sale	AUD 3.36	-416	FPO	416
25-Jan-13	MBL	On Market Purchase	AUD 3.38	8	FPO	8
25-Jan-13	MBL	On Market Purchase	AUD 3.38	812	FPO	812
25-Jan-13	MBL	On Market Purchase	AUD 3.39	2,228	FPO	2,228
25-Jan-13	MBL	On Market Purchase	AUD 3.36	3,034	FPO	3,034
29-Jan-13	MBL	On Market Sale	AUD 3.43	-2,968	FPO	2,968
29-Jan-13	MBL	On Market Sale	AUD 3.45	-1,569	FPO	1,569
29-Jan-13	MBL	On Market Sale	AUD 3.47	-1,539	FPO	1,539
29-Jan-13	MBL	On Market Sale	AUD 3.45	-989	FPO	989
29-Jan-13	MBL	On Market Sale	AUD 3.44	-900	FPO	900
29-Jan-13	MBL	On Market Sale	AUD 3.44	-800	FPO	800
29-Jan-13	MBL	On Market Sale	AUD 3.44	-383	FPO	383
29-Jan-13	MBL	On Market Sale	AUD 3.44	-329	FPO	329
29-Jan-13	MBL	On Market Sale	AUD 3.45	-157	FPO	157
29-Jan-13	MBL	On Market Purchase	AUD 3.45	438	FPO	438
29-Jan-13	MBL	On Market Purchase	AUD 3.44	720	FPO	720
29-Jan-13	MBL	On Market Purchase	AUD 3.42	913	FPO	913
29-Jan-13	MBL	On Market Purchase	AUD 3.43	2,031	FPO	2,031
29-Jan-13	MBL	On Market Purchase	AUD 3.43	3,048	FPO	3,048
30-Jan-13	MBL	On Market Sale	AUD 3.40	-1,597	FPO	1,597
30-Jan-13	MBL	On Market Sale	AUD 3.43	-1,200	FPO	1,200

Date of change	Person whose relevant interest changed	Nature of change	Consideration	Number of securities affected	Class	Person's votes affected
30-Jan-13	MBL	On Market Sale	AUD 3.44	-1,141	FPO	1,141
30-Jan-13	MBL	On Market Sale	AUD 3.38	-825	FPO	825
30-Jan-13	MBL	On Market Sale	AUD 3.40	-208	FPO	208
30-Jan-13	MBL	On Market Purchase	AUD 3.38	16	FPO	16
30-Jan-13	MBL	On Market Purchase	AUD 3.38	64	FPO	64
30-Jan-13	MBL	On Market Purchase	AUD 3.37	279	FPO	279
30-Jan-13	MBL	On Market Purchase	AUD 3.38	333	FPO	333
30-Jan-13	MBL	On Market Purchase	AUD 3.38	754	FPO	754
31-Jan-13	MBL	On Market Sale	AUD 3.41	-811	FPO	811
31-Jan-13	MBL	On Market Sale	AUD 3.40	-456	FPO	456
31-Jan-13	MBL	On Market Sale	AUD 3.40	-8	FPO	8
31-Jan-13	MBL	On Market Purchase	AUD 3.43	6	FPO	6
31-Jan-13	MBL	On Market Purchase	AUD 3.43	72	FPO	72
31-Jan-13	MBL	On Market Purchase	AUD 3.43	291	FPO	291
31-Jan-13	MBL	On Market Purchase	AUD 3.40	811	FPO	811
31-Jan-13	MBL	On Market Purchase	AUD 3.40	2,806	FPO	2,806
01-Feb-13	MBL	On Market Sale	AUD 3.47	-5,770	FPO	5,770
01-Feb-13	MBL	On Market Sale	AUD 3.46	-1,534	FPO	1,534
01-Feb-13	MBL	On Market Sale	AUD 3.47	-809	FPO	809
01-Feb-13	MBL	On Market Sale	AUD 3.47	-292	FPO	292
01-Feb-13	MBL	On Market Purchase	AUD 3.45	12	FPO	12
01-Feb-13	MBL	On Market Purchase	AUD 3.41	128	FPO	128
01-Feb-13	MBL	On Market Purchase	AUD 3.46	129	FPO	129
01-Feb-13	MBL	On Market Purchase	AUD 3.47	256	FPO	256
01-Feb-13	MBL	On Market Purchase	AUD 3.46	2,343	FPO	2,343
01-Feb-13	MBL	On Market Purchase	AUD 3.47	3,233	FPO	3,233
04-Feb-13	MBL	On Market Sale	AUD 3.55	-6,194	FPO	6,194
04-Feb-13	MBL	On Market Sale	AUD 3.54	-3,967	FPO	3,967
04-Feb-13	MBL	On Market Sale	AUD 3.51	-3,664	FPO	3,664
04-Feb-13	MBL	On Market Sale	AUD 3.55	-2,900	FPO	2,900
04-Feb-13	MBL	On Market Sale	AUD 3.56	-2,711	FPO	2,711
04-Feb-13	MBL	On Market Sale	AUD 3.54	-2,000	FPO	2,000
04-Feb-13	MBL	On Market Sale	AUD 3.56	-1,470	FPO	1,470
04-Feb-13	MBL	On Market Sale	AUD 3.49	-1,140	FPO	1,140
04-Feb-13	MBL	On Market Sale	AUD 3.53	-1,000	FPO	1,000
04-Feb-13	MBL	On Market Sale	AUD 3.49	-916	FPO	916
04-Feb-13	MBL	On Market Sale	AUD 3.56	-911	FPO	911
04-Feb-13	MBL	On Market Sale	AUD 3.54	-700	FPO	700
04-Feb-13	MBL	On Market Sale	AUD 3.51	-672	FPO	672
04-Feb-13	MBL	On Market Sale	AUD 3.48	-600	FPO	600
04-Feb-13	MBL	On Market Sale	AUD 3.55	-441	FPO	441
04-Feb-13	MBL	On Market Sale	AUD 3.53	-150	FPO	150
04-Feb-13	MBL	On Market Sale	AUD 3.48	-150	FPO	150
04-Feb-13	MBL	On Market Purchase	AUD 3.55	3,152	FPO	3,152
05-Feb-13	MBL	On Market Sale	AUD 3.50	-2,954	FPO	2,954
05-Feb-13	MBL	On Market Sale	AUD 3.49	-2,645	FPO	2,645
05-Feb-13	MBL	On Market Sale	AUD 3.50	-2,156	FPO	2,156
05-Feb-13	MBL	On Market Sale	AUD 3.50	-1,800	FPO	1,800
05-Feb-13	MBL	On Market Sale	AUD 3.50	-1,680	FPO	1,680
05-Feb-13	MBL	On Market Sale	AUD 3.49	-1,655	FPO	1,655
05-Feb-13	MBL	On Market Sale	AUD 3.49	-981	FPO	981
05-Feb-13	MBL	On Market Sale	AUD 3.52	-798	FPO	798
05-Feb-13	MBL	On Market Sale	AUD 3.50	-682	FPO	682
05-Feb-13	MBL	On Market Sale	AUD 3.48	-262	FPO	262
05-Feb-13	MBL	On Market Sale	AUD 3.50	-128	FPO	128
05-Feb-13	MBL	On Market Sale	AUD 3.50	-128	FPO	128
05-Feb-13	MBL	On Market Sale	AUD 3.53	-128	FPO	128
05-Feb-13	MBL	On Market Sale	AUD 3.50	-4	FPO	4
05-Feb-13	MBL	On Market Sale	AUD 3.50	-4	FPO	4
05-Feb-13	MBL	On Market Sale	AUD 3.46	-1	FPO	1
05-Feb-13	MBL	On Market Purchase	AUD 3.50	4	FPO	4
05-Feb-13	MBL	On Market Purchase	AUD 3.49	137	FPO	137
05-Feb-13	MBL	On Market Purchase	AUD 3.49	228	FPO	228
05-Feb-13	MBL	On Market Purchase	AUD 3.53	245	FPO	245
05-Feb-13	MBL	On Market Purchase	AUD 3.50	1,265	FPO	1,265
05-Feb-13	MBL	On Market Purchase	AUD 3.51	1,362	FPO	1,362
05-Feb-13	MBL	On Market Purchase	AUD 3.50	3,137	FPO	3,137
06-Feb-13	MBL	On Market Sale	AUD 3.53	-6,108	FPO	6,108
06-Feb-13	MBL	On Market Sale	AUD 3.54	-911	FPO	911
06-Feb-13	MBL	On Market Sale	AUD 3.51	-65	FPO	65
06-Feb-13	MBL	On Market Sale	AUD 3.51	-25	FPO	25
06-Feb-13	MBL	On Market Purchase	AUD 3.54	128	FPO	128
06-Feb-13	MBL	On Market Purchase	AUD 3.54	256	FPO	256
06-Feb-13	MBL	On Market Purchase	AUD 3.54	4,015	FPO	4,015

Date of change	Person whose relevant interest changed	Nature of change	Consideration	Number of securities affected	Class	Person's votes affected
07-Feb-13	MBL	On Market Sale	AUD 3.55	-1,357	FPO	1,357
07-Feb-13	MBL	On Market Sale	AUD 3.55	-1,260	FPO	1,260
07-Feb-13	MBL	On Market Sale	AUD 3.50	-1,140	FPO	1,140
07-Feb-13	MBL	On Market Sale	AUD 3.56	-213	FPO	213
07-Feb-13	MBL	On Market Sale	AUD 3.55	-200	FPO	200
07-Feb-13	MBL	On Market Sale	AUD 3.54	-200	FPO	200
07-Feb-13	MBL	On Market Sale	AUD 3.55	-145	FPO	145
07-Feb-13	MBL	On Market Sale	AUD 3.55	-129	FPO	129
07-Feb-13	MBL	On Market Purchase	AUD 3.55	1,117	FPO	1,117
08-Feb-13	MBL	On Market Sale	AUD 3.68	-10,028	FPO	10,028
08-Feb-13	MBL	On Market Sale	AUD 3.70	-1,155	FPO	1,155
08-Feb-13	MBL	On Market Sale	AUD 3.61	-1,131	FPO	1,131
08-Feb-13	MBL	On Market Sale	AUD 3.61	-1,035	FPO	1,035
08-Feb-13	MBL	On Market Sale	AUD 3.68	-800	FPO	800
08-Feb-13	MBL	On Market Sale	AUD 3.58	-456	FPO	456
08-Feb-13	MBL	On Market Sale	AUD 3.62	-184	FPO	184
08-Feb-13	MBL	On Market Sale	AUD 3.61	-128	FPO	128
08-Feb-13	MBL	On Market Purchase	AUD 3.67	38	FPO	38
11-Feb-13	MBL	On Market Sale	AUD 3.70	-456	FPO	456
11-Feb-13	MBL	On Market Purchase	AUD 3.57	684	FPO	684
12-Feb-13	MBL	On Market Sale	AUD 3.63	-128	FPO	128
12-Feb-13	MBL	On Market Sale	AUD 3.62	-9	FPO	9
12-Feb-13	MBL	On Market Purchase	AUD 3.51	10	FPO	10
12-Feb-13	MBL	On Market Purchase	AUD 3.55	13	FPO	13
12-Feb-13	MBL	On Market Purchase	AUD 3.62	14	FPO	14
12-Feb-13	MBL	On Market Purchase	AUD 3.51	15	FPO	15
12-Feb-13	MBL	On Market Purchase	AUD 3.51	29	FPO	29
12-Feb-13	MBL	On Market Purchase	AUD 3.62	49	FPO	49
12-Feb-13	MBL	On Market Purchase	AUD 3.51	113	FPO	113
12-Feb-13	MBL	On Market Purchase	AUD 3.52	150	FPO	150
12-Feb-13	MBL	On Market Purchase	AUD 3.52	158	FPO	158
12-Feb-13	MBL	On Market Purchase	AUD 3.52	159	FPO	159
12-Feb-13	MBL	On Market Purchase	AUD 3.51	264	FPO	264
12-Feb-13	MBL	On Market Purchase	AUD 3.51	300	FPO	300
12-Feb-13	MBL	On Market Purchase	AUD 3.52	349	FPO	349
12-Feb-13	MBL	On Market Purchase	AUD 3.61	911	FPO	911
12-Feb-13	MBL	On Market Purchase	AUD 3.51	1,034	FPO	1,034
12-Feb-13	MBL	On Market Purchase	AUD 3.52	1,572	FPO	1,572
13-Feb-13	MBL	On Market Sale	AUD 3.52	-342	FPO	342
13-Feb-13	MBL	On Market Sale	AUD 3.58	-1	FPO	1
13-Feb-13	MBL	On Market Purchase	AUD 3.57	224	FPO	224
13-Feb-13	MBL	On Market Purchase	AUD 3.60	683	FPO	683
14-Feb-13	MBL	On Market Purchase	AUD 3.59	19	FPO	19
14-Feb-13	MBL	On Market Purchase	AUD 3.61	150	FPO	150
14-Feb-13	MBL	On Market Purchase	AUD 3.59	456	FPO	456
15-Feb-13	MBL	On Market Sale	AUD 3.56	-510	FPO	510
15-Feb-13	MBL	On Market Sale	AUD 3.55	-114	FPO	114
15-Feb-13	MBL	On Market Sale	AUD 3.56	-31	FPO	31
15-Feb-13	MBL	On Market Purchase	AUD 3.58	22	FPO	22
15-Feb-13	MBL	On Market Purchase	AUD 3.58	316	FPO	316
15-Feb-13	MBL	On Market Purchase	AUD 3.56	956	FPO	956
15-Feb-13	MBL	On Market Purchase	AUD 3.58	1,309	FPO	1,309
15-Feb-13	MBL	On Market Purchase	AUD 3.57	3,713	FPO	3,713
18-Feb-13	MBL	On Market Sale	AUD 3.57	-790	FPO	790
18-Feb-13	MBL	On Market Sale	AUD 3.57	-384	FPO	384
18-Feb-13	MBL	On Market Purchase	AUD 3.61	342	FPO	342
18-Feb-13	MBL	On Market Purchase	AUD 3.58	1,500	FPO	1,500
18-Feb-13	MBL	On Market Purchase	AUD 3.56	2,380	FPO	2,380
19-Feb-13	MBL	On Market Sale	AUD 3.61	-2,369	FPO	2,369
19-Feb-13	MBL	On Market Sale	AUD 3.61	-1,456	FPO	1,456
19-Feb-13	MBL	On Market Sale	AUD 3.63	-238	FPO	238
19-Feb-13	MBL	On Market Sale	AUD 3.61	-120	FPO	120
19-Feb-13	MBL	On Market Sale	AUD 3.63	-41	FPO	41
19-Feb-13	MBL	On Market Purchase	AUD 3.60	788	FPO	788
19-Feb-13	MBL	On Market Purchase	AUD 3.60	788	FPO	788
19-Feb-13	MBL	On Market Purchase	AUD 3.63	866	FPO	866
20-Feb-13	MBL	On Market Sale	AUD 3.69	-3,784	FPO	3,784
20-Feb-13	MBL	On Market Sale	AUD 3.66	-2,245	FPO	2,245
20-Feb-13	MBL	On Market Sale	AUD 3.69	-1,873	FPO	1,873
20-Feb-13	MBL	On Market Sale	AUD 3.69	-1,192	FPO	1,192
20-Feb-13	MBL	On Market Sale	AUD 3.71	-734	FPO	734
20-Feb-13	MBL	On Market Sale	AUD 3.69	-700	FPO	700
20-Feb-13	MBL	On Market Sale	AUD 3.60	-455	FPO	455
20-Feb-13	MBL	On Market Sale	AUD 3.60	-228	FPO	228

Date of change	Person whose relevant interest changed	Nature of change	Consideration	Number of securities affected	Class	Person's votes affected
20-Feb-13	MBL	On Market Sale	AUD 3.66	-227	FPO	227
20-Feb-13	MBL	On Market Sale	AUD 3.69	-100	FPO	100
20-Feb-13	MBL	On Market Sale	AUD 3.71	-14	FPO	14
20-Feb-13	MBL	On Market Sale	AUD 3.71	-6	FPO	6
20-Feb-13	MBL	On Market Purchase	AUD 3.69	25	FPO	25
20-Feb-13	MBL	On Market Purchase	AUD 3.71	38	FPO	38
20-Feb-13	MBL	On Market Purchase	AUD 3.60	69	FPO	69
20-Feb-13	MBL	On Market Purchase	AUD 3.71	82	FPO	82
20-Feb-13	MBL	On Market Purchase	AUD 3.69	125	FPO	125
20-Feb-13	MBL	On Market Purchase	AUD 3.62	300	FPO	300
20-Feb-13	MBL	On Market Purchase	AUD 3.61	474	FPO	474
20-Feb-13	MBL	On Market Purchase	AUD 3.69	829	FPO	829
20-Feb-13	MBL	On Market Purchase	AUD 3.69	1,192	FPO	1,192
20-Feb-13	MBL	On Market Purchase	AUD 3.69	4,518	FPO	4,518
21-Feb-13	MBL	On Market Sale	AUD 3.59	-2,714	FPO	2,714
21-Feb-13	MBL	On Market Sale	AUD 3.59	-1,747	FPO	1,747
21-Feb-13	MBL	On Market Sale	AUD 3.61	-558	FPO	558
21-Feb-13	MBL	On Market Sale	AUD 3.65	-455	FPO	455
21-Feb-13	MBL	On Market Sale	AUD 3.65	-18	FPO	18
21-Feb-13	MBL	On Market Purchase	AUD 3.62	24	FPO	24
21-Feb-13	MBL	On Market Purchase	AUD 3.60	97	FPO	97
21-Feb-13	MBL	On Market Purchase	AUD 3.65	490	FPO	490
21-Feb-13	MBL	On Market Purchase	AUD 3.60	2,305	FPO	2,305
22-Feb-13	MBL	On Market Sale	AUD 3.67	-11,650	FPO	11,650
22-Feb-13	MBL	On Market Sale	AUD 3.66	-3,105	FPO	3,105
22-Feb-13	MBL	On Market Sale	AUD 3.65	-1,622	FPO	1,622
22-Feb-13	MBL	On Market Sale	AUD 3.65	-1,093	FPO	1,093
22-Feb-13	MBL	On Market Sale	AUD 3.69	-6	FPO	6
22-Feb-13	MBL	On Market Purchase	AUD 3.67	124	FPO	124
22-Feb-13	MBL	On Market Purchase	AUD 3.65	4,727	FPO	4,727
25-Feb-13	MBL	On Market Sale	AUD 3.59	-1,071	FPO	1,071
25-Feb-13	MBL	On Market Sale	AUD 3.65	-845	FPO	845
25-Feb-13	MBL	On Market Sale	AUD 3.64	-455	FPO	455
25-Feb-13	MBL	On Market Sale	AUD 3.61	-254	FPO	254
25-Feb-13	MBL	On Market Purchase	AUD 3.60	19	FPO	19
25-Feb-13	MBL	On Market Purchase	AUD 3.59	20	FPO	20
25-Feb-13	MBL	On Market Purchase	AUD 3.59	26	FPO	26
25-Feb-13	MBL	On Market Purchase	AUD 3.61	35	FPO	35
25-Feb-13	MBL	On Market Purchase	AUD 3.60	56	FPO	56
25-Feb-13	MBL	On Market Purchase	AUD 3.60	109	FPO	109
25-Feb-13	MBL	On Market Purchase	AUD 3.65	136	FPO	136
25-Feb-13	MBL	On Market Purchase	AUD 3.60	203	FPO	203
25-Feb-13	MBL	On Market Purchase	AUD 3.60	252	FPO	252
25-Feb-13	MBL	On Market Purchase	AUD 3.60	360	FPO	360
25-Feb-13	MBL	On Market Purchase	AUD 3.63	412	FPO	412
25-Feb-13	MBL	On Market Purchase	AUD 3.59	480	FPO	480
25-Feb-13	MBL	On Market Purchase	AUD 3.60	520	FPO	520
25-Feb-13	MBL	On Market Purchase	AUD 3.59	535	FPO	535
25-Feb-13	MBL	On Market Purchase	AUD 3.60	594	FPO	594
25-Feb-13	MBL	On Market Purchase	AUD 3.58	1,071	FPO	1,071
25-Feb-13	MBL	On Market Purchase	AUD 3.59	1,182	FPO	1,182
25-Feb-13	MBL	On Market Purchase	AUD 3.60	1,264	FPO	1,264
25-Feb-13	MBL	On Market Purchase	AUD 3.59	1,560	FPO	1,560
25-Feb-13	MBL	On Market Purchase	AUD 3.60	2,359	FPO	2,359
25-Feb-13	MBL	On Market Purchase	AUD 3.58	2,459	FPO	2,459
26-Feb-13	MBL	On Market Sale	AUD 3.57	-72,977	FPO	72,977
26-Feb-13	MBL	On Market Sale	AUD 3.57	-30,000	FPO	30,000
26-Feb-13	MBL	On Market Sale	AUD 3.60	-782	FPO	782
26-Feb-13	MBL	On Market Sale	AUD 3.59	-569	FPO	569
26-Feb-13	MBL	On Market Purchase	AUD 3.58	17	FPO	17
26-Feb-13	MBL	On Market Purchase	AUD 3.59	53	FPO	53
26-Feb-13	MBL	On Market Purchase	AUD 3.60	86	FPO	86
26-Feb-13	MBL	On Market Purchase	AUD 3.61	134	FPO	134
26-Feb-13	MBL	On Market Purchase	AUD 3.57	341	FPO	341
26-Feb-13	MBL	On Market Purchase	AUD 3.57	700	FPO	700
26-Feb-13	MBL	On Market Purchase	AUD 3.58	782	FPO	782
26-Feb-13	MBL	On Market Purchase	AUD 3.58	793	FPO	793
26-Feb-13	MBL	On Market Purchase	AUD 3.58	1,093	FPO	1,093
26-Feb-13	MBL	On Market Purchase	AUD 3.56	1,155	FPO	1,155
26-Feb-13	MBL	On Market Purchase	AUD 3.57	20,000	FPO	20,000
26-Feb-13	MBL	On Market Purchase	AUD 3.57	82,277	FPO	82,277
27-Feb-13	MBL	On Market Sale	AUD 3.70	-3,186	FPO	3,186
27-Feb-13	MBL	On Market Sale	AUD 3.70	-2,381	FPO	2,381
27-Feb-13	MBL	On Market Sale	AUD 3.62	-341	FPO	341

Date of change	Person whose relevant interest changed	Nature of change	Consideration	Number of securities affected	Class	Person's votes affected
27-Feb-13	MBL	On Market Sale	AUD 3.70	-228	FPO	228
27-Feb-13	MBL	On Market Purchase	AUD 3.69	3	FPO	3
27-Feb-13	MBL	On Market Purchase	AUD 3.66	5	FPO	5
27-Feb-13	MBL	On Market Purchase	AUD 3.65	6	FPO	6
27-Feb-13	MBL	On Market Purchase	AUD 3.66	6	FPO	6
27-Feb-13	MBL	On Market Purchase	AUD 3.66	9	FPO	9
27-Feb-13	MBL	On Market Purchase	AUD 3.70	11	FPO	11
27-Feb-13	MBL	On Market Purchase	AUD 3.69	22	FPO	22
27-Feb-13	MBL	On Market Purchase	AUD 3.64	36	FPO	36
27-Feb-13	MBL	On Market Purchase	AUD 3.66	50	FPO	50
27-Feb-13	MBL	On Market Purchase	AUD 3.64	54	FPO	54
27-Feb-13	MBL	On Market Purchase	AUD 3.64	57	FPO	57
27-Feb-13	MBL	On Market Purchase	AUD 3.70	100	FPO	100
27-Feb-13	MBL	On Market Purchase	AUD 3.64	174	FPO	174
27-Feb-13	MBL	On Market Purchase	AUD 3.69	257	FPO	257
27-Feb-13	MBL	On Market Purchase	AUD 3.66	413	FPO	413
27-Feb-13	MBL	On Market Purchase	AUD 3.64	874	FPO	874
27-Feb-13	MBL	On Market Purchase	AUD 3.70	951	FPO	951
27-Feb-13	MBL	On Market Purchase	AUD 3.66	976	FPO	976
27-Feb-13	MBL	On Market Purchase	AUD 3.70	1,002	FPO	1,002
27-Feb-13	MBL	On Market Purchase	AUD 3.66	1,103	FPO	1,103
27-Feb-13	MBL	On Market Purchase	AUD 3.69	1,304	FPO	1,304
27-Feb-13	MBL	On Market Purchase	AUD 3.70	1,430	FPO	1,430
27-Feb-13	MBL	On Market Purchase	AUD 3.66	1,592	FPO	1,592
28-Feb-13	MBL	On Market Sale	AUD 3.77	-6,091	FPO	6,091
28-Feb-13	MBL	On Market Sale	AUD 3.77	-1,580	FPO	1,580
28-Feb-13	MBL	On Market Sale	AUD 3.76	-1,570	FPO	1,570
28-Feb-13	MBL	On Market Sale	AUD 3.75	-796	FPO	796
28-Feb-13	MBL	On Market Sale	AUD 3.73	-228	FPO	228
28-Feb-13	MBL	On Market Purchase	AUD 3.76	1	FPO	1
28-Feb-13	MBL	On Market Purchase	AUD 3.76	8	FPO	8
28-Feb-13	MBL	On Market Purchase	AUD 3.77	16	FPO	16
28-Feb-13	MBL	On Market Purchase	AUD 3.76	133	FPO	133
28-Feb-13	MBL	On Market Purchase	AUD 3.76	147	FPO	147
28-Feb-13	MBL	On Market Purchase	AUD 3.75	254	FPO	254
28-Feb-13	MBL	On Market Purchase	AUD 3.76	322	FPO	322
28-Feb-13	MBL	On Market Purchase	AUD 3.68	511	FPO	511
28-Feb-13	MBL	On Market Purchase	AUD 3.76	884	FPO	884
28-Feb-13	MBL	On Market Purchase	AUD 3.76	3,636	FPO	3,636
28-Feb-13	MBL	On Market Purchase	AUD 3.76	4,035	FPO	4,035
01-Mar-13	MBL	On Market Sale	AUD 3.72	-2,253	FPO	2,253
01-Mar-13	MBL	On Market Sale	AUD 3.74	-442	FPO	442
01-Mar-13	MBL	On Market Sale	AUD 3.74	-127	FPO	127
01-Mar-13	MBL	On Market Sale	AUD 3.77	-101	FPO	101
01-Mar-13	MBL	On Market Purchase	AUD 3.76	44	FPO	44
01-Mar-13	MBL	On Market Purchase	AUD 3.72	56	FPO	56
01-Mar-13	MBL	On Market Purchase	AUD 3.76	100	FPO	100
01-Mar-13	MBL	On Market Purchase	AUD 3.76	412	FPO	412
01-Mar-13	MBL	On Market Purchase	AUD 3.73	700	FPO	700
01-Mar-13	MBL	On Market Purchase	AUD 3.73	1,026	FPO	1,026
01-Mar-13	MBL	On Market Purchase	AUD 3.75	1,133	FPO	1,133
01-Mar-13	MBL	On Market Purchase	AUD 3.75	2,253	FPO	2,253
01-Mar-13	MBL	On Market Purchase	AUD 3.75	2,276	FPO	2,276
04-Mar-13	MBL	On Market Sale	AUD 3.75	-1,364	FPO	1,364
04-Mar-13	MBL	On Market Sale	AUD 3.73	-997	FPO	997
04-Mar-13	MBL	On Market Sale	AUD 3.74	-98	FPO	98
04-Mar-13	MBL	On Market Sale	AUD 3.75	-16	FPO	16
04-Mar-13	MBL	On Market Sale	AUD 3.75	-9	FPO	9
04-Mar-13	MBL	On Market Sale	AUD 3.76	-1	FPO	1
04-Mar-13	MBL	On Market Purchase	AUD 3.73	91	FPO	91
04-Mar-13	MBL	On Market Purchase	AUD 3.74	2,361	FPO	2,361
05-Mar-13	MBL	On Market Sale	AUD 3.85	-35,600	FPO	35,600
05-Mar-13	MBL	On Market Sale	AUD 3.85	-4,400	FPO	4,400
05-Mar-13	MBL	On Market Sale	AUD 3.85	-788	FPO	788
05-Mar-13	MBL	On Market Sale	AUD 3.84	-637	FPO	637
05-Mar-13	MBL	On Market Sale	AUD 3.82	-44	FPO	44
05-Mar-13	MBL	On Market Sale	AUD 3.83	-22	FPO	22
05-Mar-13	MBL	On Market Sale	AUD 3.83	-22	FPO	22
05-Mar-13	MBL	On Market Sale	AUD 3.84	-22	FPO	22
05-Mar-13	MBL	On Market Sale	AUD 3.84	-21	FPO	21
05-Mar-13	MBL	On Market Sale	AUD 3.86	-21	FPO	21
05-Mar-13	MBL	On Market Sale	AUD 3.83	-6	FPO	6
05-Mar-13	MBL	On Market Purchase	AUD 3.86	21	FPO	21
05-Mar-13	MBL	On Market Purchase	AUD 3.84	21	FPO	21

Date of change	Person whose relevant interest changed	Nature of change	Consideration	Number of securities affected	Class	Person's votes affected
05-Mar-13	MBL	On Market Purchase	AUD 3.83	28	FPO	28
05-Mar-13	MBL	On Market Purchase	AUD 3.83	44	FPO	44
05-Mar-13	MBL	On Market Purchase	AUD 3.81	44	FPO	44
05-Mar-13	MBL	On Market Purchase	AUD 3.80	227	FPO	227
05-Mar-13	MBL	On Market Purchase	AUD 3.80	592	FPO	592
05-Mar-13	MBL	On Market Purchase	AUD 3.84	788	FPO	788
05-Mar-13	MBL	On Market Purchase	AUD 3.85	1,097	FPO	1,097
05-Mar-13	MBL	On Market Purchase	AUD 3.85	38,903	FPO	38,903
06-Mar-13	MBL	On Market Sale	AUD 3.90	-1,274	FPO	1,274
06-Mar-13	MBL	On Market Sale	AUD 3.91	-1,063	FPO	1,063
06-Mar-13	MBL	On Market Sale	AUD 3.91	-797	FPO	797
06-Mar-13	MBL	On Market Sale	AUD 3.90	-98	FPO	98
06-Mar-13	MBL	On Market Sale	AUD 3.91	-44	FPO	44
06-Mar-13	MBL	On Market Sale	AUD 3.88	-28	FPO	28
06-Mar-13	MBL	On Market Sale	AUD 3.90	-7	FPO	7
06-Mar-13	MBL	On Market Sale	AUD 3.86	-7	FPO	7
06-Mar-13	MBL	On Market Purchase	AUD 3.90	2	FPO	2
06-Mar-13	MBL	On Market Purchase	AUD 3.92	7	FPO	7
06-Mar-13	MBL	On Market Purchase	AUD 3.86	7	FPO	7
06-Mar-13	MBL	On Market Purchase	AUD 3.86	7	FPO	7
06-Mar-13	MBL	On Market Purchase	AUD 3.88	21	FPO	21
06-Mar-13	MBL	On Market Purchase	AUD 3.79	50	FPO	50
06-Mar-13	MBL	On Market Purchase	AUD 3.91	795	FPO	795
07-Mar-13	MBL	On Market Sale	AUD 3.90	-1,500	FPO	1,500
07-Mar-13	MBL	On Market Sale	AUD 3.90	-780	FPO	780
07-Mar-13	MBL	On Market Sale	AUD 3.90	-17	FPO	17
07-Mar-13	MBL	On Market Purchase	AUD 3.91	17	FPO	17
07-Mar-13	MBL	On Market Purchase	AUD 3.90	780	FPO	780
08-Mar-13	MBL	On Market Sale	AUD 3.92	-3,001	FPO	3,001
08-Mar-13	MBL	On Market Sale	AUD 3.91	-1,683	FPO	1,683
08-Mar-13	MBL	On Market Sale	AUD 3.93	-1,079	FPO	1,079
08-Mar-13	MBL	On Market Sale	AUD 3.92	-52	FPO	52
08-Mar-13	MBL	On Market Sale	AUD 3.92	-26	FPO	26
08-Mar-13	MBL	On Market Purchase	AUD 3.92	26	FPO	26
08-Mar-13	MBL	On Market Purchase	AUD 3.92	26	FPO	26
08-Mar-13	MBL	On Market Purchase	AUD 3.92	26	FPO	26
08-Mar-13	MBL	On Market Purchase	AUD 3.92	254	FPO	254
08-Mar-13	MBL	On Market Purchase	AUD 3.91	1,041	FPO	1,041
08-Mar-13	MBL	On Market Purchase	AUD 3.91	2,087	FPO	2,087
08-Mar-13	MBL	On Market Purchase	AUD 3.91	2,597	FPO	2,597
11-Mar-13	MBL	On Market Sale	AUD 3.93	-2,531	FPO	2,531
11-Mar-13	MBL	On Market Sale	AUD 3.92	-1,000	FPO	1,000
11-Mar-13	MBL	On Market Sale	AUD 3.91	-921	FPO	921
11-Mar-13	MBL	On Market Sale	AUD 3.92	-862	FPO	862
11-Mar-13	MBL	On Market Sale	AUD 3.92	-100	FPO	100
11-Mar-13	MBL	On Market Sale	AUD 3.86	-17	FPO	17
11-Mar-13	MBL	On Market Purchase	AUD 3.89	9	FPO	9
11-Mar-13	MBL	On Market Purchase	AUD 3.88	17	FPO	17
11-Mar-13	MBL	On Market Purchase	AUD 3.92	127	FPO	127
11-Mar-13	MBL	On Market Purchase	AUD 3.92	363	FPO	363
11-Mar-13	MBL	On Market Purchase	AUD 3.92	2,531	FPO	2,531
11-Mar-13	MBL	On Market Purchase	AUD 3.92	2,873	FPO	2,873
11-Mar-13	MBL	On Market Purchase	AUD 3.90	3,169	FPO	3,169
12-Mar-13	MBL	On Market Sale	AUD 3.97	-3,792	FPO	3,792
12-Mar-13	MBL	On Market Sale	AUD 3.97	-3,054	FPO	3,054
12-Mar-13	MBL	On Market Sale	AUD 3.97	-1,518	FPO	1,518
12-Mar-13	MBL	On Market Sale	AUD 3.96	-18	FPO	18
12-Mar-13	MBL	On Market Sale	AUD 3.96	-17	FPO	17
12-Mar-13	MBL	On Market Purchase	AUD 3.97	8	FPO	8
12-Mar-13	MBL	On Market Purchase	AUD 3.98	17	FPO	17
12-Mar-13	MBL	On Market Purchase	AUD 3.97	18	FPO	18
12-Mar-13	MBL	On Market Purchase	AUD 3.97	44	FPO	44
12-Mar-13	MBL	On Market Purchase	AUD 3.97	728	FPO	728
12-Mar-13	MBL	On Market Purchase	AUD 3.97	2,248	FPO	2,248
12-Mar-13	MBL	On Market Purchase	AUD 3.97	2,326	FPO	2,326
12-Mar-13	MBL	On Market Purchase	AUD 3.97	3,340	FPO	3,340
13-Mar-13	MBL	On Market Sale	AUD 3.90	-6,544	FPO	6,544
13-Mar-13	MBL	On Market Sale	AUD 3.91	-2,862	FPO	2,862
13-Mar-13	MBL	On Market Sale	AUD 3.97	-2,129	FPO	2,129
13-Mar-13	MBL	On Market Sale	AUD 3.97	-274	FPO	274
13-Mar-13	MBL	On Market Purchase	AUD 3.93	1	FPO	1
13-Mar-13	MBL	On Market Purchase	AUD 3.90	3	FPO	3
13-Mar-13	MBL	On Market Purchase	AUD 3.91	6	FPO	6
13-Mar-13	MBL	On Market Purchase	AUD 3.90	38	FPO	38

Date of change	Person whose relevant interest changed	Nature of change	Consideration	Number of securities affected	Class	Person's votes affected
13-Mar-13	MBL	On Market Purchase	AUD 3.90	73	FPO	73
13-Mar-13	MBL	On Market Purchase	AUD 3.95	234	FPO	234
13-Mar-13	MBL	On Market Purchase	AUD 3.90	277	FPO	277
13-Mar-13	MBL	On Market Purchase	AUD 3.94	328	FPO	328
13-Mar-13	MBL	On Market Purchase	AUD 3.92	601	FPO	601
13-Mar-13	MBL	On Market Purchase	AUD 3.94	646	FPO	646
13-Mar-13	MBL	On Market Purchase	AUD 3.98	682	FPO	682
13-Mar-13	MBL	On Market Purchase	AUD 3.90	776	FPO	776
13-Mar-13	MBL	On Market Purchase	AUD 3.90	797	FPO	797
13-Mar-13	MBL	On Market Purchase	AUD 3.92	868	FPO	868
13-Mar-13	MBL	On Market Purchase	AUD 3.94	920	FPO	920
13-Mar-13	MBL	On Market Purchase	AUD 3.90	960	FPO	960
13-Mar-13	MBL	On Market Purchase	AUD 3.90	1,011	FPO	1,011
13-Mar-13	MBL	On Market Purchase	AUD 3.90	1,958	FPO	1,958
13-Mar-13	MBL	On Market Purchase	AUD 3.90	2,091	FPO	2,091
13-Mar-13	MBL	On Market Purchase	AUD 3.95	2,851	FPO	2,851
13-Mar-13	MBL	On Market Purchase	AUD 3.91	4,971	FPO	4,971
14-Mar-13	MBL	On Market Sale	AUD 3.83	-2,658	FPO	2,658
14-Mar-13	MBL	On Market Sale	AUD 3.86	-1,489	FPO	1,489
14-Mar-13	MBL	On Market Purchase	AUD 3.93	7	FPO	7
14-Mar-13	MBL	On Market Purchase	AUD 3.92	8	FPO	8
14-Mar-13	MBL	On Market Purchase	AUD 3.85	9	FPO	9
14-Mar-13	MBL	On Market Purchase	AUD 3.92	9	FPO	9
14-Mar-13	MBL	On Market Purchase	AUD 3.85	18	FPO	18
14-Mar-13	MBL	On Market Purchase	AUD 3.92	38	FPO	38
14-Mar-13	MBL	On Market Purchase	AUD 3.92	191	FPO	191
14-Mar-13	MBL	On Market Purchase	AUD 3.90	226	FPO	226
14-Mar-13	MBL	On Market Purchase	AUD 3.87	245	FPO	245
14-Mar-13	MBL	On Market Purchase	AUD 3.89	357	FPO	357
14-Mar-13	MBL	On Market Purchase	AUD 3.88	429	FPO	429
14-Mar-13	MBL	On Market Purchase	AUD 3.85	580	FPO	580
14-Mar-13	MBL	On Market Purchase	AUD 3.92	663	FPO	663
14-Mar-13	MBL	On Market Purchase	AUD 3.90	681	FPO	681
14-Mar-13	MBL	On Market Purchase	AUD 3.89	1,045	FPO	1,045
14-Mar-13	MBL	On Market Purchase	AUD 3.89	1,312	FPO	1,312
14-Mar-13	MBL	On Market Purchase	AUD 3.85	1,489	FPO	1,489
15-Mar-13	MBL	On Market Sale	AUD 3.92	-3,843	FPO	3,843
15-Mar-13	MBL	On Market Sale	AUD 3.92	-2,287	FPO	2,287
15-Mar-13	MBL	On Market Purchase	AUD 3.91	4	FPO	4
15-Mar-13	MBL	On Market Purchase	AUD 3.89	11	FPO	11
15-Mar-13	MBL	On Market Purchase	AUD 3.90	100	FPO	100
15-Mar-13	MBL	On Market Purchase	AUD 3.90	200	FPO	200
15-Mar-13	MBL	On Market Purchase	AUD 3.92	363	FPO	363
15-Mar-13	MBL	On Market Purchase	AUD 3.89	789	FPO	789
15-Mar-13	MBL	On Market Purchase	AUD 3.92	898	FPO	898
15-Mar-13	MBL	On Market Purchase	AUD 3.91	2,287	FPO	2,287
18-Mar-13	MBL	On Market Sale	AUD 3.79	-2,266	FPO	2,266
18-Mar-13	MBL	On Market Sale	AUD 3.79	-908	FPO	908
18-Mar-13	MBL	On Market Sale	AUD 3.78	-799	FPO	799
18-Mar-13	MBL	On Market Sale	AUD 3.86	-723	FPO	723
18-Mar-13	MBL	On Market Sale	AUD 3.95	-227	FPO	227
18-Mar-13	MBL	On Market Sale	AUD 3.79	-164	FPO	164
18-Mar-13	MBL	On Market Sale	AUD 3.93	-1	FPO	1
18-Mar-13	MBL	On Market Purchase	AUD 3.85	1	FPO	1
18-Mar-13	MBL	On Market Purchase	AUD 3.78	37	FPO	37
18-Mar-13	MBL	On Market Purchase	AUD 3.84	45	FPO	45
18-Mar-13	MBL	On Market Purchase	AUD 3.83	146	FPO	146
18-Mar-13	MBL	On Market Purchase	AUD 3.92	296	FPO	296
18-Mar-13	MBL	On Market Purchase	AUD 3.88	654	FPO	654
18-Mar-13	MBL	On Market Purchase	AUD 3.85	722	FPO	722
18-Mar-13	MBL	On Market Purchase	AUD 3.86	723	FPO	723
18-Mar-13	MBL	On Market Purchase	AUD 3.85	867	FPO	867
18-Mar-13	MBL	On Market Purchase	AUD 3.85	936	FPO	936
18-Mar-13	MBL	On Market Purchase	AUD 3.83	1,199	FPO	1,199
18-Mar-13	MBL	On Market Purchase	AUD 3.78	1,440	FPO	1,440
18-Mar-13	MBL	On Market Purchase	AUD 3.84	1,710	FPO	1,710
18-Mar-13	MBL	On Market Purchase	AUD 3.79	1,767	FPO	1,767
18-Mar-13	MBL	On Market Purchase	AUD 3.85	1,953	FPO	1,953
18-Mar-13	MBL	On Market Purchase	AUD 3.81	2,344	FPO	2,344
18-Mar-13	MBL	On Market Purchase	AUD 3.78	2,430	FPO	2,430
19-Mar-13	MBL	On Market Sale	AUD 3.90	-17,437	FPO	17,437
19-Mar-13	MBL	On Market Sale	AUD 3.92	-14,563	FPO	14,563
19-Mar-13	MBL	On Market Sale	AUD 3.90	-2,053	FPO	2,053
19-Mar-13	MBL	On Market Sale	AUD 3.90	-1,894	FPO	1,894

Date of change	Person whose relevant interest changed	Nature of change	Consideration	Number of securities affected	Class	Person's votes affected
19-Mar-13	MBL	On Market Sale	AUD 3.90	-1,884	FPO	1,884
19-Mar-13	MBL	On Market Sale	AUD 3.90	-636	FPO	636
19-Mar-13	MBL	On Market Sale	AUD 3.89	-408	FPO	408
19-Mar-13	MBL	On Market Sale	AUD 3.92	-327	FPO	327
19-Mar-13	MBL	On Market Sale	AUD 3.91	-227	FPO	227
19-Mar-13	MBL	On Market Sale	AUD 3.88	-2	FPO	2
19-Mar-13	MBL	On Market Purchase	AUD 3.89	8	FPO	8
19-Mar-13	MBL	On Market Purchase	AUD 3.90	114	FPO	114
19-Mar-13	MBL	On Market Purchase	AUD 3.92	700	FPO	700
19-Mar-13	MBL	On Market Purchase	AUD 3.90	1,894	FPO	1,894
19-Mar-13	MBL	On Market Purchase	AUD 3.92	31,300	FPO	31,300
20-Mar-13	MBL	On Market Sale	AUD 3.92	-1,519	FPO	1,519
20-Mar-13	MBL	On Market Sale	AUD 3.93	-127	FPO	127
20-Mar-13	MBL	On Market Sale	AUD 3.92	-127	FPO	127
20-Mar-13	MBL	On Market Sale	AUD 3.91	-127	FPO	127
20-Mar-13	MBL	On Market Purchase	AUD 3.92	1,519	FPO	1,519
20-Mar-13	MBL	On Market Purchase	AUD 3.92	1,765	FPO	1,765
21-Mar-13	MBL	On Market Sale	AUD 3.90	-8,491	FPO	8,491
21-Mar-13	MBL	On Market Sale	AUD 3.89	-7,373	FPO	7,373
21-Mar-13	MBL	On Market Sale	AUD 3.90	-4,917	FPO	4,917
21-Mar-13	MBL	On Market Sale	AUD 3.92	-4,788	FPO	4,788
21-Mar-13	MBL	On Market Sale	AUD 3.89	-2,710	FPO	2,710
21-Mar-13	MBL	On Market Sale	AUD 3.90	-2,428	FPO	2,428
21-Mar-13	MBL	On Market Sale	AUD 3.93	-1,142	FPO	1,142
21-Mar-13	MBL	On Market Sale	AUD 3.90	-1,000	FPO	1,000
21-Mar-13	MBL	On Market Sale	AUD 3.93	-230	FPO	230
21-Mar-13	MBL	On Market Purchase	AUD 3.90	134	FPO	134
21-Mar-13	MBL	On Market Purchase	AUD 3.95	1,142	FPO	1,142
21-Mar-13	MBL	On Market Purchase	AUD 3.92	1,302	FPO	1,302
21-Mar-13	MBL	On Market Purchase	AUD 3.93	4,654	FPO	4,654
21-Mar-13	MBL	On Market Purchase	AUD 3.89	15,000	FPO	15,000
21-Mar-13	MBL	On Market Purchase	AUD 3.95	59,964	FPO	59,964
22-Mar-13	MBL	On Market Sale	AUD 3.93	-1,315	FPO	1,315
22-Mar-13	MBL	On Market Sale	AUD 3.91	-638	FPO	638
22-Mar-13	MBL	On Market Sale	AUD 3.87	-571	FPO	571
22-Mar-13	MBL	On Market Sale	AUD 3.91	-100	FPO	100
22-Mar-13	MBL	On Market Sale	AUD 3.93	-44	FPO	44
22-Mar-13	MBL	On Market Sale	AUD 3.91	-12	FPO	12
22-Mar-13	MBL	On Market Sale	AUD 3.94	-12	FPO	12
22-Mar-13	MBL	On Market Sale	AUD 3.90	-1	FPO	1
22-Mar-13	MBL	On Market Purchase	AUD 3.93	1,315	FPO	1,315
22-Mar-13	MBL	On Market Purchase	AUD 3.93	1,598	FPO	1,598
25-Mar-13	MBL	On Market Sale	AUD 3.89	-9,996	FPO	9,996
25-Mar-13	MBL	On Market Sale	AUD 3.94	-571	FPO	571
25-Mar-13	MBL	On Market Purchase	AUD 3.89	26	FPO	26
25-Mar-13	MBL	On Market Purchase	AUD 3.90	283	FPO	283
25-Mar-13	MBL	On Market Purchase	AUD 3.89	1,826	FPO	1,826
25-Mar-13	MBL	On Market Purchase	AUD 3.89	2,513	FPO	2,513
25-Mar-13	MBL	On Market Purchase	AUD 3.93	9,125	FPO	9,125
25-Mar-13	MBL	On Market Purchase	AUD 3.89	9,996	FPO	9,996
26-Mar-13	MBL	On Market Sale	AUD 3.80	-6,669	FPO	6,669
26-Mar-13	MBL	On Market Sale	AUD 3.79	-1,164	FPO	1,164
26-Mar-13	MBL	On Market Sale	AUD 3.83	-456	FPO	456
26-Mar-13	MBL	On Market Sale	AUD 3.80	-94	FPO	94
26-Mar-13	MBL	On Market Sale	AUD 3.80	-18	FPO	18
26-Mar-13	MBL	On Market Sale	AUD 3.81	-12	FPO	12
26-Mar-13	MBL	On Market Purchase	AUD 3.79	1	FPO	1
26-Mar-13	MBL	On Market Purchase	AUD 3.79	28	FPO	28
26-Mar-13	MBL	On Market Purchase	AUD 3.80	48	FPO	48
26-Mar-13	MBL	On Market Purchase	AUD 3.79	75	FPO	75
26-Mar-13	MBL	On Market Purchase	AUD 3.79	1,590	FPO	1,590
26-Mar-13	MBL	On Market Purchase	AUD 3.80	1,828	FPO	1,828
26-Mar-13	MBL	On Market Purchase	AUD 3.79	5,079	FPO	5,079
27-Mar-13	MBL	On Market Sale	AUD 3.91	-1,646	FPO	1,646
27-Mar-13	MBL	On Market Sale	AUD 3.92	-1,524	FPO	1,524
27-Mar-13	MBL	On Market Sale	AUD 3.90	-1,410	FPO	1,410
27-Mar-13	MBL	On Market Sale	AUD 3.92	-371	FPO	371
27-Mar-13	MBL	On Market Sale	AUD 3.80	-342	FPO	342
27-Mar-13	MBL	On Market Sale	AUD 3.92	-200	FPO	200
27-Mar-13	MBL	On Market Sale	AUD 3.85	-128	FPO	128
27-Mar-13	MBL	On Market Sale	AUD 3.86	-100	FPO	100
27-Mar-13	MBL	On Market Sale	AUD 3.92	-90	FPO	90
27-Mar-13	MBL	On Market Sale	AUD 3.89	-44	FPO	44
27-Mar-13	MBL	On Market Purchase	AUD 3.88	4	FPO	4

Date of change	Person whose relevant interest changed	Nature of change	Consideration	Number of securities affected	Class	Person's votes affected
27-Mar-13	MBL	On Market Purchase	AUD 3.91	99	FPO	99
27-Mar-13	MBL	On Market Purchase	AUD 3.80	228	FPO	228
27-Mar-13	MBL	On Market Purchase	AUD 3.85	315	FPO	315
27-Mar-13	MBL	On Market Purchase	AUD 3.88	1,010	FPO	1,010
27-Mar-13	MBL	On Market Purchase	AUD 3.85	1,813	FPO	1,813
27-Mar-13	MBL	On Market Purchase	AUD 3.91	2,934	FPO	2,934
27-Mar-13	MBL	On Market Purchase	AUD 3.90	3,331	FPO	3,331
28-Mar-13	MBL	On Market Sale	AUD 3.85	-73	FPO	73
28-Mar-13	MBL	On Market Sale	AUD 3.83	-60	FPO	60
28-Mar-13	MBL	On Market Sale	AUD 3.86	-49	FPO	49
28-Mar-13	MBL	On Market Purchase	AUD 3.84	5	FPO	5
28-Mar-13	MBL	On Market Purchase	AUD 3.85	5	FPO	5
28-Mar-13	MBL	On Market Purchase	AUD 3.83	25	FPO	25
28-Mar-13	MBL	On Market Purchase	AUD 3.83	35	FPO	35
28-Mar-13	MBL	On Market Purchase	AUD 3.83	73	FPO	73
28-Mar-13	MBL	On Market Purchase	AUD 3.86	89	FPO	89
28-Mar-13	MBL	On Market Purchase	AUD 3.86	100	FPO	100
28-Mar-13	MBL	On Market Purchase	AUD 3.83	100	FPO	100
28-Mar-13	MBL	On Market Purchase	AUD 3.86	104	FPO	104
28-Mar-13	MBL	On Market Purchase	AUD 3.84	128	FPO	128
28-Mar-13	MBL	On Market Purchase	AUD 3.84	132	FPO	132
28-Mar-13	MBL	On Market Purchase	AUD 3.84	190	FPO	190
28-Mar-13	MBL	On Market Purchase	AUD 3.84	216	FPO	216
28-Mar-13	MBL	On Market Purchase	AUD 3.85	234	FPO	234
28-Mar-13	MBL	On Market Purchase	AUD 3.83	235	FPO	235
28-Mar-13	MBL	On Market Purchase	AUD 3.84	236	FPO	236
28-Mar-13	MBL	On Market Purchase	AUD 3.84	279	FPO	279
28-Mar-13	MBL	On Market Purchase	AUD 3.83	370	FPO	370
28-Mar-13	MBL	On Market Purchase	AUD 3.86	1,246	FPO	1,246
02-Apr-13	MBL	On Market Sale	AUD 3.86	-2,302	FPO	2,302
02-Apr-13	MBL	On Market Sale	AUD 3.86	-933	FPO	933
02-Apr-13	MBL	On Market Sale	AUD 3.87	-707	FPO	707
02-Apr-13	MBL	On Market Sale	AUD 3.87	-500	FPO	500
02-Apr-13	MBL	On Market Sale	AUD 3.86	-468	FPO	468
02-Apr-13	MBL	On Market Sale	AUD 3.92	-414	FPO	414
02-Apr-13	MBL	On Market Sale	AUD 3.91	-100	FPO	100
02-Apr-13	MBL	On Market Sale	AUD 3.92	-35	FPO	35
02-Apr-13	MBL	On Market Purchase	AUD 3.92	35	FPO	35
02-Apr-13	MBL	On Market Purchase	AUD 3.91	414	FPO	414
02-Apr-13	MBL	On Market Purchase	AUD 3.86	3,208	FPO	3,208
03-Apr-13	MBL	On Market Sale	AUD 3.93	-600	FPO	600
03-Apr-13	MBL	On Market Sale	AUD 3.94	-339	FPO	339
03-Apr-13	MBL	On Market Sale	AUD 3.94	-51	FPO	51
03-Apr-13	MBL	On Market Sale	AUD 3.95	-36	FPO	36
03-Apr-13	MBL	On Market Sale	AUD 3.95	-25	FPO	25
03-Apr-13	MBL	On Market Sale	AUD 3.95	-22	FPO	22
03-Apr-13	MBL	On Market Sale	AUD 3.93	-7	FPO	7
03-Apr-13	MBL	On Market Sale	AUD 3.95	-1	FPO	1
03-Apr-13	MBL	On Market Purchase	AUD 3.95	1	FPO	1
03-Apr-13	MBL	On Market Purchase	AUD 3.91	10	FPO	10
03-Apr-13	MBL	On Market Purchase	AUD 3.94	36	FPO	36
03-Apr-13	MBL	On Market Purchase	AUD 3.94	364	FPO	364
04-Apr-13	MBL	On Market Sale	AUD 3.91	-5,576	FPO	5,576
04-Apr-13	MBL	On Market Sale	AUD 3.91	-1,631	FPO	1,631
04-Apr-13	MBL	On Market Sale	AUD 3.88	-800	FPO	800
04-Apr-13	MBL	On Market Sale	AUD 3.88	-224	FPO	224
04-Apr-13	MBL	On Market Sale	AUD 3.87	-140	FPO	140
04-Apr-13	MBL	On Market Sale	AUD 3.89	-74	FPO	74
04-Apr-13	MBL	On Market Purchase	AUD 3.90	4	FPO	4
04-Apr-13	MBL	On Market Purchase	AUD 3.89	41	FPO	41
04-Apr-13	MBL	On Market Purchase	AUD 3.89	74	FPO	74
04-Apr-13	MBL	On Market Purchase	AUD 3.88	140	FPO	140
04-Apr-13	MBL	On Market Purchase	AUD 3.90	146	FPO	146
04-Apr-13	MBL	On Market Purchase	AUD 3.84	307	FPO	307
04-Apr-13	MBL	On Market Purchase	AUD 3.88	440	FPO	440
04-Apr-13	MBL	On Market Purchase	AUD 3.87	531	FPO	531
04-Apr-13	MBL	On Market Purchase	AUD 3.90	804	FPO	804
04-Apr-13	MBL	On Market Purchase	AUD 3.87	925	FPO	925
04-Apr-13	MBL	On Market Purchase	AUD 3.90	932	FPO	932
04-Apr-13	MBL	On Market Purchase	AUD 3.90	982	FPO	982
04-Apr-13	MBL	On Market Purchase	AUD 3.87	1,004	FPO	1,004
04-Apr-13	MBL	On Market Purchase	AUD 3.88	1,600	FPO	1,600
04-Apr-13	MBL	On Market Purchase	AUD 3.91	2,241	FPO	2,241
04-Apr-13	MBL	On Market Purchase	AUD 3.91	2,997	FPO	2,997

Date of change	Person whose relevant interest changed	Nature of change	Consideration	Number of securities affected	Class	Person's votes affected
05-Apr-13	MBL	On Market Sale	AUD 3.83	-1,000	FPO	1,000
05-Apr-13	MBL	On Market Sale	AUD 3.83	-148	FPO	148
05-Apr-13	MBL	On Market Sale	AUD 3.88	-7	FPO	7
05-Apr-13	MBL	On Market Purchase	AUD 3.86	645	FPO	645
05-Apr-13	MBL	On Market Purchase	AUD 3.86	900	FPO	900
05-Apr-13	MBL	On Market Purchase	AUD 3.90	900	FPO	900
05-Apr-13	MBL	On Market Purchase	AUD 3.90	1,967	FPO	1,967
05-Apr-13	MBL	On Market Purchase	AUD 3.86	3,588	FPO	3,588
08-Apr-13	MBL	On Market Sale	AUD 3.88	-3,210	FPO	3,210
08-Apr-13	MBL	On Market Sale	AUD 3.87	-1,179	FPO	1,179
08-Apr-13	MBL	On Market Sale	AUD 3.84	-900	FPO	900
08-Apr-13	MBL	On Market Purchase	AUD 3.88	4,389	FPO	4,389
08-Apr-13	MBL	On Market Purchase	AUD 3.89	5,505	FPO	5,505
09-Apr-13	MBL	On Market Sale	AUD 3.87	-3,385	FPO	3,385
09-Apr-13	MBL	On Market Sale	AUD 3.88	-2,856	FPO	2,856
09-Apr-13	MBL	On Market Sale	AUD 3.88	-1,572	FPO	1,572
09-Apr-13	MBL	On Market Sale	AUD 3.87	-1,543	FPO	1,543
09-Apr-13	MBL	On Market Sale	AUD 3.88	-442	FPO	442
09-Apr-13	MBL	On Market Sale	AUD 3.88	-100	FPO	100
09-Apr-13	MBL	On Market Purchase	AUD 3.83	4	FPO	4
09-Apr-13	MBL	On Market Purchase	AUD 3.88	7,813	FPO	7,813
10-Apr-13	MBL	On Market Sale	AUD 3.94	-7,744	FPO	7,744
10-Apr-13	MBL	On Market Sale	AUD 3.89	-2,451	FPO	2,451
10-Apr-13	MBL	On Market Sale	AUD 3.93	-2,059	FPO	2,059
10-Apr-13	MBL	On Market Sale	AUD 3.94	-1,700	FPO	1,700
10-Apr-13	MBL	On Market Sale	AUD 3.88	-1,132	FPO	1,132
10-Apr-13	MBL	On Market Sale	AUD 3.91	-710	FPO	710
10-Apr-13	MBL	On Market Sale	AUD 3.92	-549	FPO	549
10-Apr-13	MBL	On Market Sale	AUD 3.94	-3	FPO	3
10-Apr-13	MBL	On Market Purchase	AUD 3.94	35	FPO	35
10-Apr-13	MBL	On Market Purchase	AUD 3.94	165	FPO	165
10-Apr-13	MBL	On Market Purchase	AUD 3.94	7,544	FPO	7,544
11-Apr-13	MBL	On Market Sale	AUD 3.96	-1,441	FPO	1,441
11-Apr-13	MBL	On Market Purchase	AUD 3.95	1,441	FPO	1,441
11-Apr-13	MBL	On Market Purchase	AUD 3.95	4,224	FPO	4,224
12-Apr-13	MBL	On Market Sale	AUD 3.98	-6,593	FPO	6,593
12-Apr-13	MBL	On Market Sale	AUD 4.01	-1	FPO	1
12-Apr-13	MBL	On Market Purchase	AUD 4.02	3	FPO	3
12-Apr-13	MBL	On Market Purchase	AUD 3.96	4	FPO	4
12-Apr-13	MBL	On Market Purchase	AUD 4.03	36	FPO	36
12-Apr-13	MBL	On Market Purchase	AUD 4.02	100	FPO	100
12-Apr-13	MBL	On Market Purchase	AUD 4.04	165	FPO	165
12-Apr-13	MBL	On Market Purchase	AUD 3.98	592	FPO	592
12-Apr-13	MBL	On Market Purchase	AUD 4.06	2,603	FPO	2,603
12-Apr-13	MBL	On Market Purchase	AUD 4.00	4,505	FPO	4,505
12-Apr-13	MBL	On Market Purchase	AUD 4.00	6,002	FPO	6,002
15-Apr-13	MBL	On Market Sale	AUD 3.95	-3,236	FPO	3,236
15-Apr-13	MBL	On Market Sale	AUD 3.96	-1,968	FPO	1,968
15-Apr-13	MBL	On Market Sale	AUD 3.99	-400	FPO	400
15-Apr-13	MBL	On Market Sale	AUD 3.98	-228	FPO	228
15-Apr-13	MBL	On Market Sale	AUD 3.99	-208	FPO	208
15-Apr-13	MBL	On Market Sale	AUD 3.95	-172	FPO	172
15-Apr-13	MBL	On Market Sale	AUD 3.98	-142	FPO	142
15-Apr-13	MBL	On Market Sale	AUD 3.98	-138	FPO	138
15-Apr-13	MBL	On Market Sale	AUD 4.01	-132	FPO	132
15-Apr-13	MBL	On Market Sale	AUD 4.00	-100	FPO	100
15-Apr-13	MBL	On Market Sale	AUD 4.01	-100	FPO	100
15-Apr-13	MBL	On Market Sale	AUD 3.98	-100	FPO	100
15-Apr-13	MBL	On Market Sale	AUD 3.99	-36	FPO	36
15-Apr-13	MBL	On Market Sale	AUD 3.99	-32	FPO	32
15-Apr-13	MBL	On Market Sale	AUD 4.00	-24	FPO	24
15-Apr-13	MBL	On Market Sale	AUD 3.98	-17	FPO	17
15-Apr-13	MBL	On Market Sale	AUD 4.01	-13	FPO	13
15-Apr-13	MBL	On Market Sale	AUD 3.99	-12	FPO	12
15-Apr-13	MBL	On Market Sale	AUD 3.99	-10	FPO	10
15-Apr-13	MBL	On Market Purchase	AUD 3.98	46	FPO	46
15-Apr-13	MBL	On Market Purchase	AUD 3.97	108	FPO	108
15-Apr-13	MBL	On Market Purchase	AUD 3.98	319	FPO	319
15-Apr-13	MBL	On Market Purchase	AUD 3.95	323	FPO	323
15-Apr-13	MBL	On Market Purchase	AUD 3.96	1,645	FPO	1,645
16-Apr-13	MBL	On Market Sale	AUD 4.11	-3,235	FPO	3,235
16-Apr-13	MBL	On Market Sale	AUD 4.09	-3,235	FPO	3,235
16-Apr-13	MBL	On Market Sale	AUD 4.09	-3,081	FPO	3,081
16-Apr-13	MBL	On Market Sale	AUD 4.06	-2,742	FPO	2,742

Date of change	Person whose relevant interest changed	Nature of change	Consideration	Number of securities affected	Class	Person's votes affected
16-Apr-13	MBL	On Market Sale	AUD 4.09	-1,726	FPO	1,726
16-Apr-13	MBL	On Market Sale	AUD 3.95	-456	FPO	456
16-Apr-13	MBL	On Market Sale	AUD 4.03	-301	FPO	301
16-Apr-13	MBL	On Market Sale	AUD 4.08	-300	FPO	300
16-Apr-13	MBL	On Market Sale	AUD 4.08	-256	FPO	256
16-Apr-13	MBL	On Market Sale	AUD 4.06	-256	FPO	256
16-Apr-13	MBL	On Market Sale	AUD 4.11	-128	FPO	128
16-Apr-13	MBL	On Market Sale	AUD 4.08	-97	FPO	97
16-Apr-13	MBL	On Market Sale	AUD 4.02	-96	FPO	96
16-Apr-13	MBL	On Market Sale	AUD 4.00	-70	FPO	70
16-Apr-13	MBL	On Market Sale	AUD 4.06	-16	FPO	16
16-Apr-13	MBL	On Market Sale	AUD 4.05	-3	FPO	3
16-Apr-13	MBL	On Market Purchase	AUD 4.08	26	FPO	26
16-Apr-13	MBL	On Market Purchase	AUD 4.06	46	FPO	46
16-Apr-13	MBL	On Market Purchase	AUD 4.05	81	FPO	81
16-Apr-13	MBL	On Market Purchase	AUD 4.06	108	FPO	108
16-Apr-13	MBL	On Market Purchase	AUD 4.08	278	FPO	278
16-Apr-13	MBL	On Market Purchase	AUD 4.05	984	FPO	984
16-Apr-13	MBL	On Market Purchase	AUD 4.08	1,155	FPO	1,155
16-Apr-13	MBL	On Market Purchase	AUD 4.05	1,700	FPO	1,700
16-Apr-13	MBL	On Market Purchase	AUD 4.11	3,235	FPO	3,235
16-Apr-13	MBL	On Market Purchase	AUD 4.11	6,316	FPO	6,316
17-Apr-13	MBL	On Market Sale	AUD 4.21	-1,689	FPO	1,689
17-Apr-13	MBL	On Market Sale	AUD 4.22	-1,491	FPO	1,491
17-Apr-13	MBL	On Market Sale	AUD 4.16	-27	FPO	27
17-Apr-13	MBL	On Market Purchase	AUD 4.21	5	FPO	5
17-Apr-13	MBL	On Market Purchase	AUD 4.21	13	FPO	13
17-Apr-13	MBL	On Market Purchase	AUD 4.18	25	FPO	25
17-Apr-13	MBL	On Market Purchase	AUD 4.20	42	FPO	42
17-Apr-13	MBL	On Market Purchase	AUD 4.20	44	FPO	44
17-Apr-13	MBL	On Market Purchase	AUD 4.18	84	FPO	84
17-Apr-13	MBL	On Market Purchase	AUD 4.21	783	FPO	783
17-Apr-13	MBL	On Market Purchase	AUD 4.21	3,180	FPO	3,180
18-Apr-13	MBL	On Market Sale	AUD 4.21	-18,586	FPO	18,586
18-Apr-13	MBL	On Market Sale	AUD 4.21	-5,695	FPO	5,695
18-Apr-13	MBL	On Market Sale	AUD 4.16	-2,728	FPO	2,728
18-Apr-13	MBL	On Market Sale	AUD 4.16	-1,578	FPO	1,578
18-Apr-13	MBL	On Market Sale	AUD 4.23	-128	FPO	128
18-Apr-13	MBL	On Market Sale	AUD 4.27	-128	FPO	128
18-Apr-13	MBL	On Market Sale	AUD 4.27	-19	FPO	19
18-Apr-13	MBL	On Market Sale	AUD 4.18	-5	FPO	5
18-Apr-13	MBL	On Market Purchase	AUD 4.27	113	FPO	113
18-Apr-13	MBL	On Market Purchase	AUD 4.18	1,578	FPO	1,578
18-Apr-13	MBL	On Market Purchase	AUD 4.20	3,186	FPO	3,186
19-Apr-13	MBL	On Market Sale	AUD 4.10	-7,077	FPO	7,077
19-Apr-13	MBL	On Market Sale	AUD 4.11	-660	FPO	660
19-Apr-13	MBL	On Market Sale	AUD 4.15	-579	FPO	579
19-Apr-13	MBL	On Market Sale	AUD 4.16	-342	FPO	342
19-Apr-13	MBL	On Market Sale	AUD 4.14	-278	FPO	278
19-Apr-13	MBL	On Market Purchase	AUD 4.10	12	FPO	12
19-Apr-13	MBL	On Market Purchase	AUD 4.12	21	FPO	21
19-Apr-13	MBL	On Market Purchase	AUD 4.10	50	FPO	50
19-Apr-13	MBL	On Market Purchase	AUD 4.10	304	FPO	304
19-Apr-13	MBL	On Market Purchase	AUD 4.12	600	FPO	600
19-Apr-13	MBL	On Market Purchase	AUD 4.10	700	FPO	700
19-Apr-13	MBL	On Market Purchase	AUD 4.11	1,933	FPO	1,933
19-Apr-13	MBL	On Market Purchase	AUD 4.10	2,192	FPO	2,192
19-Apr-13	MBL	On Market Purchase	AUD 4.09	2,458	FPO	2,458
19-Apr-13	MBL	On Market Purchase	AUD 4.09	5,144	FPO	5,144
19-Apr-13	MBL	On Market Purchase	AUD 4.16	9,203	FPO	9,203
22-Apr-13	MBL	On Market Sale	AUD 4.04	-5,268	FPO	5,268
22-Apr-13	MBL	On Market Sale	AUD 4.05	-3,329	FPO	3,329
22-Apr-13	MBL	On Market Sale	AUD 4.11	-85	FPO	85
22-Apr-13	MBL	On Market Sale	AUD 4.09	-53	FPO	53
22-Apr-13	MBL	On Market Sale	AUD 4.08	-37	FPO	37
22-Apr-13	MBL	On Market Sale	AUD 4.15	-14	FPO	14
22-Apr-13	MBL	On Market Purchase	AUD 4.04	121	FPO	121
22-Apr-13	MBL	On Market Purchase	AUD 4.14	228	FPO	228
22-Apr-13	MBL	On Market Purchase	AUD 4.05	300	FPO	300
22-Apr-13	MBL	On Market Purchase	AUD 4.04	384	FPO	384
22-Apr-13	MBL	On Market Purchase	AUD 4.04	800	FPO	800
22-Apr-13	MBL	On Market Purchase	AUD 4.03	1,201	FPO	1,201
22-Apr-13	MBL	On Market Purchase	AUD 4.04	2,143	FPO	2,143
22-Apr-13	MBL	On Market Purchase	AUD 4.11	4,594	FPO	4,594

Date of change	Person whose relevant interest changed	Nature of change	Consideration	Number of securities affected	Class	Person's votes affected
22-Apr-13	MBL	On Market Purchase	AUD 4.11	4,594	FPO	4,594
22-Apr-13	MBL	On Market Purchase	AUD 4.04	8,597	FPO	8,597
23-Apr-13	MBL	On Market Sale	AUD 4.17	-1,511	FPO	1,511
23-Apr-13	MBL	On Market Sale	AUD 4.16	-895	FPO	895
23-Apr-13	MBL	On Market Sale	AUD 4.18	-582	FPO	582
23-Apr-13	MBL	On Market Sale	AUD 4.16	-544	FPO	544
23-Apr-13	MBL	On Market Sale	AUD 4.18	-500	FPO	500
23-Apr-13	MBL	On Market Sale	AUD 4.15	-279	FPO	279
23-Apr-13	MBL	On Market Sale	AUD 4.17	-195	FPO	195
23-Apr-13	MBL	On Market Sale	AUD 4.18	-125	FPO	125
23-Apr-13	MBL	On Market Sale	AUD 4.18	-103	FPO	103
23-Apr-13	MBL	On Market Sale	AUD 4.15	-86	FPO	86
23-Apr-13	MBL	On Market Sale	AUD 4.15	-76	FPO	76
23-Apr-13	MBL	On Market Sale	AUD 4.18	-75	FPO	75
23-Apr-13	MBL	On Market Sale	AUD 4.15	-12	FPO	12
23-Apr-13	MBL	On Market Sale	AUD 4.14	-3	FPO	3
23-Apr-13	MBL	On Market Purchase	AUD 4.17	91	FPO	91
23-Apr-13	MBL	On Market Purchase	AUD 4.16	188	FPO	188
23-Apr-13	MBL	On Market Purchase	AUD 4.10	228	FPO	228
23-Apr-13	MBL	On Market Purchase	AUD 4.17	1,323	FPO	1,323
24-Apr-13	MBL	On Market Sale	AUD 4.25	-2,822	FPO	2,822
24-Apr-13	MBL	On Market Sale	AUD 4.25	-1,850	FPO	1,850
24-Apr-13	MBL	On Market Sale	AUD 4.29	-1,287	FPO	1,287
24-Apr-13	MBL	On Market Sale	AUD 4.25	-1,227	FPO	1,227
24-Apr-13	MBL	On Market Sale	AUD 4.27	-1,143	FPO	1,143
24-Apr-13	MBL	On Market Sale	AUD 4.23	-839	FPO	839
24-Apr-13	MBL	On Market Sale	AUD 4.26	-826	FPO	826
24-Apr-13	MBL	On Market Sale	AUD 4.26	-819	FPO	819
24-Apr-13	MBL	On Market Sale	AUD 4.26	-658	FPO	658
24-Apr-13	MBL	On Market Sale	AUD 4.24	-264	FPO	264
24-Apr-13	MBL	On Market Sale	AUD 4.24	-50	FPO	50
24-Apr-13	MBL	On Market Purchase	AUD 4.24	28	FPO	28
24-Apr-13	MBL	On Market Purchase	AUD 4.23	127	FPO	127
24-Apr-13	MBL	On Market Purchase	AUD 4.26	127	FPO	127
24-Apr-13	MBL	On Market Purchase	AUD 4.25	127	FPO	127
24-Apr-13	MBL	On Market Purchase	AUD 4.25	127	FPO	127
24-Apr-13	MBL	On Market Purchase	AUD 4.24	254	FPO	254
24-Apr-13	MBL	On Market Purchase	AUD 4.23	455	FPO	455
24-Apr-13	MBL	On Market Purchase	AUD 4.25	2,789	FPO	2,789
24-Apr-13	MBL	On Market Purchase	AUD 4.25	2,822	FPO	2,822
26-Apr-13	MBL	On Market Sale	AUD 4.20	-1,600	FPO	1,600
26-Apr-13	MBL	On Market Sale	AUD 4.17	-711	FPO	711
26-Apr-13	MBL	On Market Sale	AUD 4.18	-569	FPO	569
26-Apr-13	MBL	On Market Sale	AUD 4.20	-300	FPO	300
26-Apr-13	MBL	On Market Sale	AUD 4.17	-228	FPO	228
26-Apr-13	MBL	On Market Sale	AUD 4.18	-167	FPO	167
26-Apr-13	MBL	On Market Sale	AUD 4.25	-150	FPO	150
26-Apr-13	MBL	On Market Purchase	AUD 4.19	15	FPO	15
26-Apr-13	MBL	On Market Purchase	AUD 4.24	29	FPO	29
26-Apr-13	MBL	On Market Purchase	AUD 4.22	39	FPO	39
26-Apr-13	MBL	On Market Purchase	AUD 4.21	120	FPO	120
26-Apr-13	MBL	On Market Purchase	AUD 4.18	163	FPO	163
26-Apr-13	MBL	On Market Purchase	AUD 4.17	1,184	FPO	1,184
26-Apr-13	MBL	On Market Purchase	AUD 4.19	2,296	FPO	2,296
29-Apr-13	MBL	On Market Purchase	AUD 4.16	341	FPO	341
29-Apr-13	MBL	On Market Purchase	AUD 4.15	1,775	FPO	1,775
30-Apr-13	MBL	On Market Sale	AUD 4.26	-4,299	FPO	4,299
30-Apr-13	MBL	On Market Sale	AUD 4.27	-2,160	FPO	2,160
30-Apr-13	MBL	On Market Sale	AUD 4.16	-455	FPO	455
30-Apr-13	MBL	On Market Sale	AUD 4.26	-254	FPO	254
30-Apr-13	MBL	On Market Purchase	AUD 4.16	5	FPO	5
30-Apr-13	MBL	On Market Purchase	AUD 4.16	25	FPO	25
30-Apr-13	MBL	On Market Purchase	AUD 4.17	100	FPO	100
30-Apr-13	MBL	On Market Purchase	AUD 4.21	288	FPO	288
30-Apr-13	MBL	On Market Purchase	AUD 4.15	507	FPO	507
30-Apr-13	MBL	On Market Purchase	AUD 4.15	800	FPO	800
30-Apr-13	MBL	On Market Purchase	AUD 4.15	915	FPO	915
01-May-13	MBL	On Market Sale	AUD 4.29	-944	FPO	944
01-May-13	MBL	On Market Sale	AUD 4.30	-929	FPO	929
01-May-13	MBL	On Market Sale	AUD 4.30	-810	FPO	810
01-May-13	MBL	On Market Sale	AUD 4.29	-700	FPO	700
01-May-13	MBL	On Market Sale	AUD 4.36	-341	FPO	341
01-May-13	MBL	On Market Sale	AUD 4.31	-255	FPO	255
01-May-13	MBL	On Market Sale	AUD 4.32	-131	FPO	131

Date of change	Person whose relevant interest changed	Nature of change	Consideration	Number of securities affected	Class	Person's votes affected
01-May-13	MBL	On Market Sale	AUD 4.30	-87	FPO	87
01-May-13	MBL	On Market Sale	AUD 4.33	-42	FPO	42
01-May-13	MBL	On Market Sale	AUD 4.30	-36	FPO	36
01-May-13	MBL	On Market Sale	AUD 4.31	-28	FPO	28
01-May-13	MBL	On Market Sale	AUD 4.31	-17	FPO	17
01-May-13	MBL	On Market Sale	AUD 4.30	-16	FPO	16
01-May-13	MBL	On Market Sale	AUD 4.30	-1	FPO	1
01-May-13	MBL	On Market Purchase	AUD 4.28	58	FPO	58
01-May-13	MBL	On Market Purchase	AUD 4.30	228	FPO	228
02-May-13	MBL	On Market Sale	AUD 4.36	-3,105	FPO	3,105
02-May-13	MBL	On Market Sale	AUD 4.28	-1,796	FPO	1,796
02-May-13	MBL	On Market Sale	AUD 4.23	-1,677	FPO	1,677
02-May-13	MBL	On Market Sale	AUD 4.33	-1,200	FPO	1,200
02-May-13	MBL	On Market Sale	AUD 4.22	-806	FPO	806
02-May-13	MBL	On Market Sale	AUD 4.33	-744	FPO	744
02-May-13	MBL	On Market Sale	AUD 4.26	-605	FPO	605
02-May-13	MBL	On Market Sale	AUD 4.35	-526	FPO	526
02-May-13	MBL	On Market Sale	AUD 4.28	-223	FPO	223
02-May-13	MBL	On Market Sale	AUD 4.22	-118	FPO	118
02-May-13	MBL	On Market Sale	AUD 4.32	-92	FPO	92
02-May-13	MBL	On Market Sale	AUD 4.27	-52	FPO	52
02-May-13	MBL	On Market Purchase	AUD 4.22	27	FPO	27
02-May-13	MBL	On Market Purchase	AUD 4.24	101	FPO	101
02-May-13	MBL	On Market Purchase	AUD 4.23	193	FPO	193
02-May-13	MBL	On Market Purchase	AUD 4.19	591	FPO	591
02-May-13	MBL	On Market Purchase	AUD 4.23	593	FPO	593
03-May-13	MBL	On Market Sale	AUD 4.45	-4,977	FPO	4,977
03-May-13	MBL	On Market Sale	AUD 4.44	-1,339	FPO	1,339
03-May-13	MBL	On Market Sale	AUD 4.41	-254	FPO	254
03-May-13	MBL	On Market Sale	AUD 4.45	-29	FPO	29
03-May-13	MBL	On Market Purchase	AUD 4.44	153	FPO	153
03-May-13	MBL	On Market Purchase	AUD 4.44	4,853	FPO	4,853
06-May-13	MBL	On Market Sale	AUD 4.56	-3,201	FPO	3,201
06-May-13	MBL	On Market Sale	AUD 4.56	-104	FPO	104
06-May-13	MBL	On Market Purchase	AUD 4.51	127	FPO	127
06-May-13	MBL	On Market Purchase	AUD 4.55	3,201	FPO	3,201
07-May-13	MBL	On Market Sale	AUD 4.57	-3,711	FPO	3,711
07-May-13	MBL	On Market Sale	AUD 4.54	-1,541	FPO	1,541
07-May-13	MBL	On Market Sale	AUD 4.54	-1,427	FPO	1,427
07-May-13	MBL	On Market Sale	AUD 4.52	-1,343	FPO	1,343
07-May-13	MBL	On Market Sale	AUD 4.53	-1,255	FPO	1,255
07-May-13	MBL	On Market Sale	AUD 4.51	-1,137	FPO	1,137
07-May-13	MBL	On Market Sale	AUD 4.52	-1,041	FPO	1,041
07-May-13	MBL	On Market Sale	AUD 4.52	-846	FPO	846
07-May-13	MBL	On Market Sale	AUD 4.54	-800	FPO	800
07-May-13	MBL	On Market Sale	AUD 4.54	-800	FPO	800
07-May-13	MBL	On Market Sale	AUD 4.58	-381	FPO	381
07-May-13	MBL	On Market Sale	AUD 4.51	-201	FPO	201
07-May-13	MBL	On Market Sale	AUD 4.51	-196	FPO	196
07-May-13	MBL	On Market Sale	AUD 4.52	-177	FPO	177
07-May-13	MBL	On Market Sale	AUD 4.58	-127	FPO	127
07-May-13	MBL	On Market Sale	AUD 4.61	-127	FPO	127
07-May-13	MBL	On Market Sale	AUD 4.57	-127	FPO	127
07-May-13	MBL	On Market Sale	AUD 4.60	-100	FPO	100
07-May-13	MBL	On Market Sale	AUD 4.53	-43	FPO	43
07-May-13	MBL	On Market Sale	AUD 4.62	-8	FPO	8
07-May-13	MBL	On Market Purchase	AUD 4.53	7	FPO	7
07-May-13	MBL	On Market Purchase	AUD 4.60	77	FPO	77
07-May-13	MBL	On Market Purchase	AUD 4.57	95	FPO	95
07-May-13	MBL	On Market Purchase	AUD 4.52	1,541	FPO	1,541
08-May-13	MBL	On Market Sale	AUD 4.62	-6,571	FPO	6,571
08-May-13	MBL	On Market Sale	AUD 4.54	-1,713	FPO	1,713
08-May-13	MBL	On Market Sale	AUD 4.63	-1,540	FPO	1,540
08-May-13	MBL	On Market Sale	AUD 4.61	-1,462	FPO	1,462
08-May-13	MBL	On Market Sale	AUD 4.54	-1,097	FPO	1,097
08-May-13	MBL	On Market Sale	AUD 4.55	-867	FPO	867
08-May-13	MBL	On Market Sale	AUD 4.57	-716	FPO	716
08-May-13	MBL	On Market Sale	AUD 4.55	-3	FPO	3
08-May-13	MBL	On Market Purchase	AUD 4.58	127	FPO	127
08-May-13	MBL	On Market Purchase	AUD 4.62	1,965	FPO	1,965
08-May-13	MBL	On Market Purchase	AUD 4.62	6,571	FPO	6,571
09-May-13	MBL	On Market Sale	AUD 4.63	-10,000	FPO	10,000
09-May-13	MBL	On Market Sale	AUD 4.61	-5,844	FPO	5,844
09-May-13	MBL	On Market Sale	AUD 4.60	-2,729	FPO	2,729

Date of change	Person whose relevant interest changed	Nature of change	Consideration	Number of securities affected	Class	Person's votes affected
09-May-13	MBL	On Market Sale	AUD 4.59	-1,872	FPO	1,872
09-May-13	MBL	On Market Sale	AUD 4.62	-1,154	FPO	1,154
09-May-13	MBL	On Market Sale	AUD 4.65	-627	FPO	627
09-May-13	MBL	On Market Sale	AUD 4.62	-384	FPO	384
09-May-13	MBL	On Market Sale	AUD 4.59	-146	FPO	146
09-May-13	MBL	On Market Sale	AUD 4.60	-100	FPO	100
09-May-13	MBL	On Market Sale	AUD 4.61	-54	FPO	54
09-May-13	MBL	On Market Sale	AUD 4.63	-27	FPO	27
09-May-13	MBL	On Market Sale	AUD 4.60	-9	FPO	9
09-May-13	MBL	On Market Sale	AUD 4.59	-5	FPO	5
09-May-13	MBL	On Market Sale	AUD 4.65	-3	FPO	3
09-May-13	MBL	On Market Purchase	AUD 4.60	26	FPO	26
09-May-13	MBL	On Market Purchase	AUD 4.62	27	FPO	27
09-May-13	MBL	On Market Purchase	AUD 4.61	29	FPO	29
09-May-13	MBL	On Market Purchase	AUD 4.58	127	FPO	127
09-May-13	MBL	On Market Purchase	AUD 4.61	177	FPO	177
09-May-13	MBL	On Market Purchase	AUD 4.65	761	FPO	761
09-May-13	MBL	On Market Purchase	AUD 4.63	1,333	FPO	1,333
09-May-13	MBL	On Market Purchase	AUD 4.63	2,500	FPO	2,500
09-May-13	MBL	On Market Purchase	AUD 4.63	7,500	FPO	7,500
10-May-13	MBL	On Market Sale	AUD 4.65	-4,635	FPO	4,635
10-May-13	MBL	On Market Sale	AUD 4.65	-1,511	FPO	1,511
10-May-13	MBL	On Market Purchase	AUD 4.65	2	FPO	2
10-May-13	MBL	On Market Purchase	AUD 4.63	127	FPO	127
10-May-13	MBL	On Market Purchase	AUD 4.65	254	FPO	254
10-May-13	MBL	On Market Purchase	AUD 4.64	256	FPO	256
10-May-13	MBL	On Market Purchase	AUD 4.63	437	FPO	437
10-May-13	MBL	On Market Purchase	AUD 4.64	621	FPO	621
10-May-13	MBL	On Market Purchase	AUD 4.65	1,698	FPO	1,698
10-May-13	MBL	On Market Purchase	AUD 4.64	6,146	FPO	6,146
13-May-13	MBL	On Market Sale	AUD 4.56	-6,179	FPO	6,179
13-May-13	MBL	On Market Sale	AUD 4.61	-682	FPO	682
13-May-13	MBL	On Market Sale	AUD 4.56	-130	FPO	130
13-May-13	MBL	On Market Sale	AUD 4.62	-20	FPO	20
13-May-13	MBL	On Market Purchase	AUD 4.67	21	FPO	21
13-May-13	MBL	On Market Purchase	AUD 4.63	38	FPO	38
13-May-13	MBL	On Market Purchase	AUD 4.56	127	FPO	127
13-May-13	MBL	On Market Purchase	AUD 4.56	127	FPO	127
13-May-13	MBL	On Market Purchase	AUD 4.57	127	FPO	127
13-May-13	MBL	On Market Purchase	AUD 4.60	127	FPO	127
13-May-13	MBL	On Market Purchase	AUD 4.63	127	FPO	127
13-May-13	MBL	On Market Purchase	AUD 4.57	254	FPO	254
13-May-13	MBL	On Market Purchase	AUD 4.55	1,125	FPO	1,125
13-May-13	MBL	On Market Purchase	AUD 4.55	2,943	FPO	2,943
13-May-13	MBL	On Market Purchase	AUD 4.56	3,236	FPO	3,236
14-May-13	MBL	On Market Sale	AUD 4.51	-9,435	FPO	9,435
14-May-13	MBL	On Market Sale	AUD 4.52	-1,049	FPO	1,049
14-May-13	MBL	On Market Sale	AUD 4.53	-227	FPO	227
14-May-13	MBL	On Market Purchase	AUD 4.49	3	FPO	3
14-May-13	MBL	On Market Purchase	AUD 4.52	146	FPO	146
14-May-13	MBL	On Market Purchase	AUD 4.52	146	FPO	146
14-May-13	MBL	On Market Purchase	AUD 4.57	254	FPO	254
14-May-13	MBL	On Market Purchase	AUD 4.52	254	FPO	254
14-May-13	MBL	On Market Purchase	AUD 4.53	292	FPO	292
14-May-13	MBL	On Market Purchase	AUD 4.51	292	FPO	292
14-May-13	MBL	On Market Purchase	AUD 4.49	381	FPO	381
14-May-13	MBL	On Market Purchase	AUD 4.51	876	FPO	876
14-May-13	MBL	On Market Purchase	AUD 4.52	3,088	FPO	3,088
14-May-13	MBL	On Market Purchase	AUD 4.53	4,783	FPO	4,783
14-May-13	MBL	On Market Purchase	AUD 4.51	6,347	FPO	6,347
14-May-13	MBL	On Market Purchase	AUD 4.52	10,979	FPO	10,979
15-May-13	MBL	On Market Sale	AUD 4.50	-1,345	FPO	1,345
15-May-13	MBL	On Market Sale	AUD 4.49	-1,191	FPO	1,191
15-May-13	MBL	On Market Sale	AUD 4.48	-265	FPO	265
15-May-13	MBL	On Market Sale	AUD 4.48	-127	FPO	127
15-May-13	MBL	On Market Sale	AUD 4.48	-32	FPO	32
15-May-13	MBL	On Market Sale	AUD 4.55	-17	FPO	17
15-May-13	MBL	On Market Purchase	AUD 4.49	25	FPO	25
15-May-13	MBL	On Market Purchase	AUD 4.55	411	FPO	411
15-May-13	MBL	On Market Purchase	AUD 4.49	753	FPO	753
15-May-13	MBL	On Market Purchase	AUD 4.47	816	FPO	816
15-May-13	MBL	On Market Purchase	AUD 4.48	874	FPO	874
15-May-13	MBL	On Market Purchase	AUD 4.47	1,630	FPO	1,630
15-May-13	MBL	On Market Purchase	AUD 4.49	1,938	FPO	1,938

Date of change	Person whose relevant interest changed	Nature of change	Consideration	Number of securities affected	Class	Person's votes affected
15-May-13	MBL	On Market Purchase	AUD 4.48	2,060	FPO	2,060
16-May-13	MBL	On Market Sale	AUD 4.48	-5,282	FPO	5,282
16-May-13	MBL	On Market Sale	AUD 4.49	-4,897	FPO	4,897
16-May-13	MBL	On Market Sale	AUD 4.56	-1,366	FPO	1,366
16-May-13	MBL	On Market Sale	AUD 4.52	-1,353	FPO	1,353
16-May-13	MBL	On Market Sale	AUD 4.53	-1,000	FPO	1,000
16-May-13	MBL	On Market Sale	AUD 4.52	-368	FPO	368
16-May-13	MBL	On Market Sale	AUD 4.49	-292	FPO	292
16-May-13	MBL	On Market Sale	AUD 4.48	-288	FPO	288
16-May-13	MBL	On Market Sale	AUD 4.52	-238	FPO	238
16-May-13	MBL	On Market Sale	AUD 4.52	-236	FPO	236
16-May-13	MBL	On Market Sale	AUD 4.52	-199	FPO	199
16-May-13	MBL	On Market Sale	AUD 4.48	-127	FPO	127
16-May-13	MBL	On Market Sale	AUD 4.53	-127	FPO	127
16-May-13	MBL	On Market Sale	AUD 4.53	-109	FPO	109
16-May-13	MBL	On Market Sale	AUD 4.48	-84	FPO	84
16-May-13	MBL	On Market Sale	AUD 4.48	-31	FPO	31
16-May-13	MBL	On Market Sale	AUD 4.54	-8	FPO	8
16-May-13	MBL	On Market Purchase	AUD 4.56	101	FPO	101
16-May-13	MBL	On Market Purchase	AUD 4.53	127	FPO	127
16-May-13	MBL	On Market Purchase	AUD 4.48	4,897	FPO	4,897
17-May-13	MBL	On Market Sale	AUD 4.51	-8,496	FPO	8,496
17-May-13	MBL	On Market Sale	AUD 4.51	-804	FPO	804
17-May-13	MBL	On Market Sale	AUD 4.51	-422	FPO	422
17-May-13	MBL	On Market Sale	AUD 4.48	-270	FPO	270
17-May-13	MBL	On Market Sale	AUD 4.51	-141	FPO	141
17-May-13	MBL	On Market Sale	AUD 4.44	-94	FPO	94
17-May-13	MBL	On Market Sale	AUD 4.51	-36	FPO	36
17-May-13	MBL	On Market Sale	AUD 4.55	-22	FPO	22
17-May-13	MBL	On Market Sale	AUD 4.44	-18	FPO	18
17-May-13	MBL	On Market Purchase	AUD 4.51	127	FPO	127
17-May-13	MBL	On Market Purchase	AUD 4.49	127	FPO	127
17-May-13	MBL	On Market Purchase	AUD 4.47	127	FPO	127
17-May-13	MBL	On Market Purchase	AUD 4.47	208	FPO	208
17-May-13	MBL	On Market Purchase	AUD 4.51	254	FPO	254
17-May-13	MBL	On Market Purchase	AUD 4.50	315	FPO	315
17-May-13	MBL	On Market Purchase	AUD 4.50	569	FPO	569
17-May-13	MBL	On Market Purchase	AUD 4.47	600	FPO	600
17-May-13	MBL	On Market Purchase	AUD 4.53	2,460	FPO	2,460
17-May-13	MBL	On Market Purchase	AUD 4.46	3,700	FPO	3,700
17-May-13	MBL	On Market Purchase	AUD 4.53	8,181	FPO	8,181
20-May-13	MBL	On Market Sale	AUD 4.54	-2,841	FPO	2,841
20-May-13	MBL	On Market Sale	AUD 4.53	-640	FPO	640
20-May-13	MBL	On Market Sale	AUD 4.55	-604	FPO	604
20-May-13	MBL	On Market Sale	AUD 4.56	-380	FPO	380
20-May-13	MBL	On Market Sale	AUD 4.59	-228	FPO	228
20-May-13	MBL	On Market Sale	AUD 4.57	-211	FPO	211
20-May-13	MBL	On Market Sale	AUD 4.57	-36	FPO	36
20-May-13	MBL	On Market Sale	AUD 4.55	-21	FPO	21
20-May-13	MBL	On Market Purchase	AUD 4.55	1	FPO	1
20-May-13	MBL	On Market Purchase	AUD 4.58	1	FPO	1
20-May-13	MBL	On Market Purchase	AUD 4.55	10	FPO	10
20-May-13	MBL	On Market Purchase	AUD 4.55	22	FPO	22
20-May-13	MBL	On Market Purchase	AUD 4.56	26	FPO	26
20-May-13	MBL	On Market Purchase	AUD 4.53	58	FPO	58
20-May-13	MBL	On Market Purchase	AUD 4.53	75	FPO	75
20-May-13	MBL	On Market Purchase	AUD 4.54	127	FPO	127
20-May-13	MBL	On Market Purchase	AUD 4.53	127	FPO	127
20-May-13	MBL	On Market Purchase	AUD 4.55	151	FPO	151
20-May-13	MBL	On Market Purchase	AUD 4.54	2,294	FPO	2,294
20-May-13	MBL	On Market Purchase	AUD 4.55	2,841	FPO	2,841
21-May-13	MBL	On Market Sale	AUD 4.57	-636	FPO	636
21-May-13	MBL	On Market Sale	AUD 4.50	-455	FPO	455
21-May-13	MBL	On Market Sale	AUD 4.50	-381	FPO	381
21-May-13	MBL	On Market Sale	AUD 4.50	-286	FPO	286
21-May-13	MBL	On Market Sale	AUD 4.51	-249	FPO	249
21-May-13	MBL	On Market Sale	AUD 4.50	-127	FPO	127
21-May-13	MBL	On Market Purchase	AUD 4.51	65	FPO	65
21-May-13	MBL	On Market Purchase	AUD 4.57	741	FPO	741
22-May-13	MBL	On Market Sale	AUD 4.36	-9,791	FPO	9,791
22-May-13	MBL	On Market Sale	AUD 4.42	-5,871	FPO	5,871
22-May-13	MBL	On Market Sale	AUD 4.60	-3,868	FPO	3,868
22-May-13	MBL	On Market Sale	AUD 4.60	-2,839	FPO	2,839
22-May-13	MBL	On Market Sale	AUD 4.49	-2,254	FPO	2,254

Date of change	Person whose relevant interest changed	Nature of change	Consideration	Number of securities affected	Class	Person's votes affected
22-May-13	MBL	On Market Sale	AUD 4.63	-1,417	FPO	1,417
22-May-13	MBL	On Market Sale	AUD 4.58	-1,300	FPO	1,300
22-May-13	MBL	On Market Sale	AUD 4.40	-1,006	FPO	1,006
22-May-13	MBL	On Market Sale	AUD 4.49	-690	FPO	690
22-May-13	MBL	On Market Sale	AUD 4.42	-687	FPO	687
22-May-13	MBL	On Market Sale	AUD 4.42	-521	FPO	521
22-May-13	MBL	On Market Sale	AUD 4.43	-127	FPO	127
22-May-13	MBL	On Market Sale	AUD 4.49	-127	FPO	127
22-May-13	MBL	On Market Sale	AUD 4.51	-91	FPO	91
22-May-13	MBL	On Market Sale	AUD 4.59	-24	FPO	24
22-May-13	MBL	On Market Sale	AUD 4.59	-11	FPO	11
22-May-13	MBL	On Market Purchase	AUD 4.59	6	FPO	6
22-May-13	MBL	On Market Purchase	AUD 4.50	21	FPO	21
22-May-13	MBL	On Market Purchase	AUD 4.42	26	FPO	26
22-May-13	MBL	On Market Purchase	AUD 4.59	33	FPO	33
22-May-13	MBL	On Market Purchase	AUD 4.58	154	FPO	154
22-May-13	MBL	On Market Purchase	AUD 4.59	181	FPO	181
22-May-13	MBL	On Market Purchase	AUD 4.48	217	FPO	217
22-May-13	MBL	On Market Purchase	AUD 4.62	227	FPO	227
22-May-13	MBL	On Market Purchase	AUD 4.59	228	FPO	228
22-May-13	MBL	On Market Purchase	AUD 4.59	420	FPO	420
22-May-13	MBL	On Market Purchase	AUD 4.41	454	FPO	454
22-May-13	MBL	On Market Purchase	AUD 4.60	682	FPO	682
22-May-13	MBL	On Market Purchase	AUD 4.39	800	FPO	800
22-May-13	MBL	On Market Purchase	AUD 4.58	854	FPO	854
22-May-13	MBL	On Market Purchase	AUD 4.36	1,524	FPO	1,524
22-May-13	MBL	On Market Purchase	AUD 4.59	2,025	FPO	2,025
22-May-13	MBL	On Market Purchase	AUD 4.39	6,169	FPO	6,169
22-May-13	MBL	On Market Purchase	AUD 4.42	15,662	FPO	15,662
22-May-13	MBL	On Market Purchase	AUD 4.36	27,229	FPO	27,229
23-May-13	MBL	On Market Sale	AUD 4.30	-10,373	FPO	10,373
23-May-13	MBL	On Market Sale	AUD 4.32	-7,933	FPO	7,933
23-May-13	MBL	On Market Sale	AUD 4.23	-2,149	FPO	2,149
23-May-13	MBL	On Market Sale	AUD 4.32	-1,751	FPO	1,751
23-May-13	MBL	On Market Sale	AUD 4.22	-1,637	FPO	1,637
23-May-13	MBL	On Market Sale	AUD 4.31	-1,332	FPO	1,332
23-May-13	MBL	On Market Sale	AUD 4.27	-982	FPO	982
23-May-13	MBL	On Market Sale	AUD 4.22	-967	FPO	967
23-May-13	MBL	On Market Sale	AUD 4.22	-867	FPO	867
23-May-13	MBL	On Market Sale	AUD 4.24	-787	FPO	787
23-May-13	MBL	On Market Sale	AUD 4.30	-608	FPO	608
23-May-13	MBL	On Market Sale	AUD 4.22	-429	FPO	429
23-May-13	MBL	On Market Sale	AUD 4.31	-238	FPO	238
23-May-13	MBL	On Market Sale	AUD 4.24	-227	FPO	227
23-May-13	MBL	On Market Sale	AUD 4.22	-84	FPO	84
23-May-13	MBL	On Market Sale	AUD 4.31	-27	FPO	27
23-May-13	MBL	On Market Sale	AUD 4.25	-7	FPO	7
23-May-13	MBL	On Market Sale	AUD 4.29	-3	FPO	3
23-May-13	MBL	On Market Purchase	AUD 4.22	3	FPO	3
23-May-13	MBL	On Market Purchase	AUD 4.23	6	FPO	6
23-May-13	MBL	On Market Purchase	AUD 4.23	6	FPO	6
23-May-13	MBL	On Market Purchase	AUD 4.24	6	FPO	6
23-May-13	MBL	On Market Purchase	AUD 4.30	6	FPO	6
23-May-13	MBL	On Market Purchase	AUD 4.29	10	FPO	10
23-May-13	MBL	On Market Purchase	AUD 4.28	16	FPO	16
23-May-13	MBL	On Market Purchase	AUD 4.25	23	FPO	23
23-May-13	MBL	On Market Purchase	AUD 4.25	49	FPO	49
23-May-13	MBL	On Market Purchase	AUD 4.21	94	FPO	94
23-May-13	MBL	On Market Purchase	AUD 4.26	103	FPO	103
23-May-13	MBL	On Market Purchase	AUD 4.30	113	FPO	113
23-May-13	MBL	On Market Purchase	AUD 4.23	121	FPO	121
23-May-13	MBL	On Market Purchase	AUD 4.23	179	FPO	179
23-May-13	MBL	On Market Purchase	AUD 4.32	328	FPO	328
23-May-13	MBL	On Market Purchase	AUD 4.29	427	FPO	427
23-May-13	MBL	On Market Purchase	AUD 4.30	540	FPO	540
23-May-13	MBL	On Market Purchase	AUD 4.28	609	FPO	609
23-May-13	MBL	On Market Purchase	AUD 4.29	3,347	FPO	3,347
23-May-13	MBL	On Market Purchase	AUD 4.32	6,599	FPO	6,599
24-May-13	MBL	On Market Sale	AUD 4.15	-3,159	FPO	3,159
24-May-13	MBL	On Market Sale	AUD 4.21	-1,456	FPO	1,456
24-May-13	MBL	On Market Sale	AUD 4.15	-381	FPO	381
24-May-13	MBL	On Market Sale	AUD 4.15	-287	FPO	287
24-May-13	MBL	On Market Sale	AUD 4.19	-127	FPO	127
24-May-13	MBL	On Market Sale	AUD 4.20	-127	FPO	127

Date of change	Person whose relevant interest changed	Nature of change	Consideration	Number of securities affected	Class	Person's votes affected
24-May-13	MBL	On Market Sale	AUD 4.16	-127	FPO	127
24-May-13	MBL	On Market Sale	AUD 4.18	-127	FPO	127
24-May-13	MBL	On Market Sale	AUD 4.15	-14	FPO	14
24-May-13	MBL	On Market Purchase	AUD 4.14	79	FPO	79
24-May-13	MBL	On Market Purchase	AUD 4.18	81	FPO	81
24-May-13	MBL	On Market Purchase	AUD 4.13	101	FPO	101
24-May-13	MBL	On Market Purchase	AUD 4.15	554	FPO	554
24-May-13	MBL	On Market Purchase	AUD 4.24	603	FPO	603
24-May-13	MBL	On Market Purchase	AUD 4.24	612	FPO	612
24-May-13	MBL	On Market Purchase	AUD 4.23	626	FPO	626
24-May-13	MBL	On Market Purchase	AUD 4.18	683	FPO	683
24-May-13	MBL	On Market Purchase	AUD 4.22	743	FPO	743
24-May-13	MBL	On Market Purchase	AUD 4.17	800	FPO	800
24-May-13	MBL	On Market Purchase	AUD 4.17	800	FPO	800
24-May-13	MBL	On Market Purchase	AUD 4.22	838	FPO	838
24-May-13	MBL	On Market Purchase	AUD 4.20	907	FPO	907
24-May-13	MBL	On Market Purchase	AUD 4.18	942	FPO	942
24-May-13	MBL	On Market Purchase	AUD 4.18	969	FPO	969
24-May-13	MBL	On Market Purchase	AUD 4.18	1,012	FPO	1,012
24-May-13	MBL	On Market Purchase	AUD 4.18	1,183	FPO	1,183
24-May-13	MBL	On Market Purchase	AUD 4.23	2,077	FPO	2,077
24-May-13	MBL	On Market Purchase	AUD 4.15	2,158	FPO	2,158
24-May-13	MBL	On Market Purchase	AUD 4.19	5,236	FPO	5,236
27-May-13	MBL	On Market Sale	AUD 4.14	-6,772	FPO	6,772
27-May-13	MBL	On Market Sale	AUD 4.16	-2,511	FPO	2,511
27-May-13	MBL	On Market Sale	AUD 4.09	-910	FPO	910
27-May-13	MBL	On Market Sale	AUD 4.16	-240	FPO	240
27-May-13	MBL	On Market Sale	AUD 4.14	-127	FPO	127
27-May-13	MBL	On Market Sale	AUD 4.17	-100	FPO	100
27-May-13	MBL	On Market Sale	AUD 4.16	-4	FPO	4
27-May-13	MBL	On Market Purchase	AUD 4.15	11	FPO	11
27-May-13	MBL	On Market Purchase	AUD 4.13	11	FPO	11
27-May-13	MBL	On Market Purchase	AUD 4.13	47	FPO	47
27-May-13	MBL	On Market Purchase	AUD 4.14	100	FPO	100
27-May-13	MBL	On Market Purchase	AUD 4.16	114	FPO	114
27-May-13	MBL	On Market Purchase	AUD 4.13	397	FPO	397
27-May-13	MBL	On Market Purchase	AUD 4.15	1,127	FPO	1,127
27-May-13	MBL	On Market Purchase	AUD 4.13	1,211	FPO	1,211
27-May-13	MBL	On Market Purchase	AUD 4.14	1,547	FPO	1,547
27-May-13	MBL	On Market Purchase	AUD 4.13	1,844	FPO	1,844
27-May-13	MBL	On Market Purchase	AUD 4.14	2,175	FPO	2,175
27-May-13	MBL	On Market Purchase	AUD 4.09	3,219	FPO	3,219
27-May-13	MBL	On Market Purchase	AUD 4.16	6,772	FPO	6,772
28-May-13	MBL	On Market Sale	AUD 4.12	-10,389	FPO	10,389
28-May-13	MBL	On Market Sale	AUD 4.11	-351	FPO	351
28-May-13	MBL	On Market Sale	AUD 4.12	-227	FPO	227
28-May-13	MBL	On Market Sale	AUD 4.09	-127	FPO	127
28-May-13	MBL	On Market Purchase	AUD 4.08	3	FPO	3
28-May-13	MBL	On Market Purchase	AUD 4.10	46	FPO	46
28-May-13	MBL	On Market Purchase	AUD 4.09	65	FPO	65
28-May-13	MBL	On Market Purchase	AUD 4.10	112	FPO	112
28-May-13	MBL	On Market Purchase	AUD 4.07	130	FPO	130
28-May-13	MBL	On Market Purchase	AUD 4.09	176	FPO	176
28-May-13	MBL	On Market Purchase	AUD 4.09	752	FPO	752
28-May-13	MBL	On Market Purchase	AUD 4.09	800	FPO	800
28-May-13	MBL	On Market Purchase	AUD 4.10	853	FPO	853
28-May-13	MBL	On Market Purchase	AUD 4.08	925	FPO	925
28-May-13	MBL	On Market Purchase	AUD 4.09	1,018	FPO	1,018
28-May-13	MBL	On Market Purchase	AUD 4.09	1,074	FPO	1,074
28-May-13	MBL	On Market Purchase	AUD 4.09	1,089	FPO	1,089
28-May-13	MBL	On Market Purchase	AUD 4.09	1,467	FPO	1,467
28-May-13	MBL	On Market Purchase	AUD 4.10	3,383	FPO	3,383
28-May-13	MBL	On Market Purchase	AUD 4.11	7,006	FPO	7,006
29-May-13	MBL	On Market Sale	AUD 4.14	-10,635	FPO	10,635
29-May-13	MBL	On Market Sale	AUD 4.14	-7,058	FPO	7,058
29-May-13	MBL	On Market Sale	AUD 4.14	-2,965	FPO	2,965
29-May-13	MBL	On Market Sale	AUD 4.11	-1,628	FPO	1,628
29-May-13	MBL	On Market Sale	AUD 4.09	-923	FPO	923
29-May-13	MBL	On Market Sale	AUD 4.14	-354	FPO	354
29-May-13	MBL	On Market Sale	AUD 4.11	-292	FPO	292
29-May-13	MBL	On Market Sale	AUD 4.10	-286	FPO	286
29-May-13	MBL	On Market Sale	AUD 4.11	-227	FPO	227
29-May-13	MBL	On Market Sale	AUD 4.14	-44	FPO	44
29-May-13	MBL	On Market Sale	AUD 4.14	-7	FPO	7

Date of change	Person whose relevant interest changed	Nature of change	Consideration	Number of securities affected	Class	Person's votes affected
29-May-13	MBL	On Market Sale	AUD 4.11	-1	FPO	1
29-May-13	MBL	On Market Purchase	AUD 4.13	6	FPO	6
29-May-13	MBL	On Market Purchase	AUD 4.15	11	FPO	11
29-May-13	MBL	On Market Purchase	AUD 4.11	13	FPO	13
29-May-13	MBL	On Market Purchase	AUD 4.09	13	FPO	13
29-May-13	MBL	On Market Purchase	AUD 4.13	23	FPO	23
29-May-13	MBL	On Market Purchase	AUD 4.09	27	FPO	27
29-May-13	MBL	On Market Purchase	AUD 4.08	30	FPO	30
29-May-13	MBL	On Market Purchase	AUD 4.13	40	FPO	40
29-May-13	MBL	On Market Purchase	AUD 4.10	154	FPO	154
29-May-13	MBL	On Market Purchase	AUD 4.10	212	FPO	212
29-May-13	MBL	On Market Purchase	AUD 4.14	1,173	FPO	1,173
29-May-13	MBL	On Market Purchase	AUD 4.13	7,102	FPO	7,102
29-May-13	MBL	On Market Purchase	AUD 4.14	10,591	FPO	10,591
30-May-13	MBL	On Market Sale	AUD 4.13	-6,539	FPO	6,539
30-May-13	MBL	On Market Sale	AUD 4.02	-3,635	FPO	3,635
30-May-13	MBL	On Market Sale	AUD 4.02	-254	FPO	254
30-May-13	MBL	On Market Sale	AUD 4.04	-100	FPO	100
30-May-13	MBL	On Market Sale	AUD 4.02	-74	FPO	74
30-May-13	MBL	On Market Sale	AUD 4.02	-62	FPO	62
30-May-13	MBL	On Market Purchase	AUD 4.02	52	FPO	52
30-May-13	MBL	On Market Purchase	AUD 3.99	74	FPO	74
30-May-13	MBL	On Market Purchase	AUD 4.03	254	FPO	254
30-May-13	MBL	On Market Purchase	AUD 4.14	568	FPO	568
30-May-13	MBL	On Market Purchase	AUD 4.02	918	FPO	918
30-May-13	MBL	On Market Purchase	AUD 4.01	2,439	FPO	2,439
30-May-13	MBL	On Market Purchase	AUD 4.01	3,583	FPO	3,583
31-May-13	MBL	On Market Sale	AUD 4.13	-4,800	FPO	4,800
31-May-13	MBL	On Market Sale	AUD 4.15	-1,200	FPO	1,200
31-May-13	MBL	On Market Sale	AUD 4.05	-817	FPO	817
31-May-13	MBL	On Market Sale	AUD 4.16	-555	FPO	555
31-May-13	MBL	On Market Sale	AUD 4.11	-311	FPO	311
31-May-13	MBL	On Market Sale	AUD 4.08	-239	FPO	239
31-May-13	MBL	On Market Sale	AUD 4.16	-185	FPO	185
31-May-13	MBL	On Market Sale	AUD 4.12	-121	FPO	121
31-May-13	MBL	On Market Sale	AUD 4.00	-114	FPO	114
31-May-13	MBL	On Market Sale	AUD 4.13	-106	FPO	106
31-May-13	MBL	On Market Sale	AUD 4.11	-94	FPO	94
31-May-13	MBL	On Market Sale	AUD 4.10	-74	FPO	74
31-May-13	MBL	On Market Sale	AUD 4.11	-46	FPO	46
31-May-13	MBL	On Market Sale	AUD 4.08	-26	FPO	26
31-May-13	MBL	On Market Sale	AUD 4.11	-5	FPO	5
31-May-13	MBL	On Market Sale	AUD 4.15	-3	FPO	3
31-May-13	MBL	On Market Sale	AUD 4.11	-1	FPO	1
31-May-13	MBL	On Market Purchase	AUD 4.10	3	FPO	3
31-May-13	MBL	On Market Purchase	AUD 4.08	4	FPO	4
31-May-13	MBL	On Market Purchase	AUD 4.11	127	FPO	127
31-May-13	MBL	On Market Purchase	AUD 4.10	127	FPO	127
31-May-13	MBL	On Market Purchase	AUD 4.12	127	FPO	127
31-May-13	MBL	On Market Purchase	AUD 4.12	127	FPO	127
31-May-13	MBL	On Market Purchase	AUD 4.16	220	FPO	220
31-May-13	MBL	On Market Purchase	AUD 4.11	254	FPO	254
31-May-13	MBL	On Market Purchase	AUD 4.16	254	FPO	254
31-May-13	MBL	On Market Purchase	AUD 4.11	254	FPO	254
31-May-13	MBL	On Market Purchase	AUD 4.12	254	FPO	254
31-May-13	MBL	On Market Purchase	AUD 4.10	346	FPO	346
31-May-13	MBL	On Market Purchase	AUD 4.15	381	FPO	381
31-May-13	MBL	On Market Purchase	AUD 4.08	1,144	FPO	1,144
31-May-13	MBL	On Market Purchase	AUD 4.11	1,351	FPO	1,351
31-May-13	MBL	On Market Purchase	AUD 4.12	3,449	FPO	3,449
31-May-13	MBL	On Market Purchase	AUD 4.11	3,548	FPO	3,548
03-Jun-13	MBL	On Market Sale	AUD 3.97	-6,896	FPO	6,896
03-Jun-13	MBL	On Market Sale	AUD 4.00	-1,727	FPO	1,727
03-Jun-13	MBL	On Market Sale	AUD 3.97	-1,590	FPO	1,590
03-Jun-13	MBL	On Market Sale	AUD 3.97	-750	FPO	750
03-Jun-13	MBL	On Market Purchase	AUD 4.01	7	FPO	7
03-Jun-13	MBL	On Market Purchase	AUD 4.02	7	FPO	7
03-Jun-13	MBL	On Market Purchase	AUD 4.00	7	FPO	7
03-Jun-13	MBL	On Market Purchase	AUD 4.01	7	FPO	7
03-Jun-13	MBL	On Market Purchase	AUD 4.02	7	FPO	7
03-Jun-13	MBL	On Market Purchase	AUD 4.02	7	FPO	7
03-Jun-13	MBL	On Market Purchase	AUD 4.02	74	FPO	74
03-Jun-13	MBL	On Market Purchase	AUD 4.01	180	FPO	180
03-Jun-13	MBL	On Market Purchase	AUD 4.02	188	FPO	188

Date of change	Person whose relevant interest changed	Nature of change	Consideration	Number of securities affected	Class	Person's votes affected
03-Jun-13	MBL	On Market Purchase	AUD 4.01	239	FPO	239
03-Jun-13	MBL	On Market Purchase	AUD 3.97	832	FPO	832
03-Jun-13	MBL	On Market Purchase	AUD 4.01	1,000	FPO	1,000
03-Jun-13	MBL	On Market Purchase	AUD 3.98	1,456	FPO	1,456
03-Jun-13	MBL	On Market Purchase	AUD 4.01	1,519	FPO	1,519
03-Jun-13	MBL	On Market Purchase	AUD 4.00	1,621	FPO	1,621
03-Jun-13	MBL	On Market Purchase	AUD 4.01	2,626	FPO	2,626
03-Jun-13	MBL	On Market Purchase	AUD 3.98	6,896	FPO	6,896
04-Jun-13	MBL	On Market Sale	AUD 3.97	-5,000	FPO	5,000
04-Jun-13	MBL	On Market Sale	AUD 4.00	-3,382	FPO	3,382
04-Jun-13	MBL	On Market Sale	AUD 3.99	-2,586	FPO	2,586
04-Jun-13	MBL	On Market Sale	AUD 4.01	-2,044	FPO	2,044
04-Jun-13	MBL	On Market Sale	AUD 4.03	-1,838	FPO	1,838
04-Jun-13	MBL	On Market Sale	AUD 4.03	-1,393	FPO	1,393
04-Jun-13	MBL	On Market Sale	AUD 4.04	-1,191	FPO	1,191
04-Jun-13	MBL	On Market Sale	AUD 3.92	-748	FPO	748
04-Jun-13	MBL	On Market Sale	AUD 4.00	-682	FPO	682
04-Jun-13	MBL	On Market Sale	AUD 3.98	-623	FPO	623
04-Jun-13	MBL	On Market Sale	AUD 4.03	-445	FPO	445
04-Jun-13	MBL	On Market Sale	AUD 3.99	-180	FPO	180
04-Jun-13	MBL	On Market Sale	AUD 4.04	-136	FPO	136
04-Jun-13	MBL	On Market Sale	AUD 3.96	-127	FPO	127
04-Jun-13	MBL	On Market Sale	AUD 3.93	-127	FPO	127
04-Jun-13	MBL	On Market Sale	AUD 3.97	-103	FPO	103
04-Jun-13	MBL	On Market Sale	AUD 4.03	-64	FPO	64
04-Jun-13	MBL	On Market Sale	AUD 4.03	-30	FPO	30
04-Jun-13	MBL	On Market Sale	AUD 4.03	-24	FPO	24
04-Jun-13	MBL	On Market Sale	AUD 4.00	-22	FPO	22
04-Jun-13	MBL	On Market Sale	AUD 3.94	-11	FPO	11
04-Jun-13	MBL	On Market Purchase	AUD 4.01	46	FPO	46
04-Jun-13	MBL	On Market Purchase	AUD 4.03	55	FPO	55
04-Jun-13	MBL	On Market Purchase	AUD 3.97	61	FPO	61
04-Jun-13	MBL	On Market Purchase	AUD 4.03	68	FPO	68
04-Jun-13	MBL	On Market Purchase	AUD 4.04	227	FPO	227
04-Jun-13	MBL	On Market Purchase	AUD 4.03	258	FPO	258
04-Jun-13	MBL	On Market Purchase	AUD 4.03	280	FPO	280
04-Jun-13	MBL	On Market Purchase	AUD 3.90	611	FPO	611
04-Jun-13	MBL	On Market Purchase	AUD 3.90	658	FPO	658
04-Jun-13	MBL	On Market Purchase	AUD 3.97	800	FPO	800
04-Jun-13	MBL	On Market Purchase	AUD 4.00	3,562	FPO	3,562
04-Jun-13	MBL	On Market Purchase	AUD 3.97	4,200	FPO	4,200
05-Jun-13	MBL	On Market Sale	AUD 3.85	-10,456	FPO	10,456
05-Jun-13	MBL	On Market Sale	AUD 3.84	-9,194	FPO	9,194
05-Jun-13	MBL	On Market Sale	AUD 3.85	-1,472	FPO	1,472
05-Jun-13	MBL	On Market Sale	AUD 3.90	-908	FPO	908
05-Jun-13	MBL	On Market Sale	AUD 3.84	-127	FPO	127
05-Jun-13	MBL	On Market Sale	AUD 3.83	-127	FPO	127
05-Jun-13	MBL	On Market Sale	AUD 3.89	-3	FPO	3
05-Jun-13	MBL	On Market Purchase	AUD 3.83	1	FPO	1
05-Jun-13	MBL	On Market Purchase	AUD 3.88	7	FPO	7
05-Jun-13	MBL	On Market Purchase	AUD 3.86	18	FPO	18
05-Jun-13	MBL	On Market Purchase	AUD 3.85	49	FPO	49
05-Jun-13	MBL	On Market Purchase	AUD 3.85	52	FPO	52
05-Jun-13	MBL	On Market Purchase	AUD 3.91	100	FPO	100
05-Jun-13	MBL	On Market Purchase	AUD 3.83	127	FPO	127
05-Jun-13	MBL	On Market Purchase	AUD 3.91	236	FPO	236
05-Jun-13	MBL	On Market Purchase	AUD 3.85	299	FPO	299
05-Jun-13	MBL	On Market Purchase	AUD 3.86	325	FPO	325
05-Jun-13	MBL	On Market Purchase	AUD 3.84	346	FPO	346
05-Jun-13	MBL	On Market Purchase	AUD 3.89	500	FPO	500
05-Jun-13	MBL	On Market Purchase	AUD 3.83	1,512	FPO	1,512
05-Jun-13	MBL	On Market Purchase	AUD 3.83	19,650	FPO	19,650
06-Jun-13	MBL	On Market Sale	AUD 3.84	-3,478	FPO	3,478
06-Jun-13	MBL	On Market Sale	AUD 3.84	-1,815	FPO	1,815
06-Jun-13	MBL	On Market Sale	AUD 3.84	-1,500	FPO	1,500
06-Jun-13	MBL	On Market Sale	AUD 3.81	-1,500	FPO	1,500
06-Jun-13	MBL	On Market Sale	AUD 3.77	-1,496	FPO	1,496
06-Jun-13	MBL	On Market Sale	AUD 3.76	-955	FPO	955
06-Jun-13	MBL	On Market Sale	AUD 3.81	-795	FPO	795
06-Jun-13	MBL	On Market Sale	AUD 3.81	-481	FPO	481
06-Jun-13	MBL	On Market Sale	AUD 3.84	-254	FPO	254
06-Jun-13	MBL	On Market Sale	AUD 3.71	-210	FPO	210
06-Jun-13	MBL	On Market Sale	AUD 3.74	-151	FPO	151
06-Jun-13	MBL	On Market Sale	AUD 3.76	-127	FPO	127

Date of change	Person whose relevant interest changed	Nature of change	Consideration	Number of securities affected	Class	Person's votes affected
06-Jun-13	MBL	On Market Sale	AUD 3.75	-127	FPO	127
06-Jun-13	MBL	On Market Sale	AUD 3.75	-127	FPO	127
06-Jun-13	MBL	On Market Sale	AUD 3.81	-127	FPO	127
06-Jun-13	MBL	On Market Sale	AUD 3.84	-61	FPO	61
06-Jun-13	MBL	On Market Sale	AUD 3.75	-27	FPO	27
06-Jun-13	MBL	On Market Sale	AUD 3.79	-1	FPO	1
06-Jun-13	MBL	On Market Purchase	AUD 3.83	81	FPO	81
06-Jun-13	MBL	On Market Purchase	AUD 3.72	624	FPO	624
06-Jun-13	MBL	On Market Purchase	AUD 3.80	669	FPO	669
06-Jun-13	MBL	On Market Purchase	AUD 3.73	800	FPO	800
06-Jun-13	MBL	On Market Purchase	AUD 3.73	2,200	FPO	2,200
06-Jun-13	MBL	On Market Purchase	AUD 3.84	5,293	FPO	5,293
07-Jun-13	MBL	On Market Sale	AUD 3.83	-14,236	FPO	14,236
07-Jun-13	MBL	On Market Sale	AUD 3.83	-14,236	FPO	14,236
07-Jun-13	MBL	On Market Sale	AUD 3.81	-4,719	FPO	4,719
07-Jun-13	MBL	On Market Sale	AUD 3.81	-3,406	FPO	3,406
07-Jun-13	MBL	On Market Sale	AUD 3.78	-568	FPO	568
07-Jun-13	MBL	On Market Sale	AUD 3.83	-495	FPO	495
07-Jun-13	MBL	On Market Sale	AUD 3.82	-460	FPO	460
07-Jun-13	MBL	On Market Sale	AUD 3.80	-363	FPO	363
07-Jun-13	MBL	On Market Sale	AUD 3.80	-306	FPO	306
07-Jun-13	MBL	On Market Sale	AUD 3.82	-253	FPO	253
07-Jun-13	MBL	On Market Sale	AUD 3.85	-112	FPO	112
07-Jun-13	MBL	On Market Sale	AUD 3.82	-93	FPO	93
07-Jun-13	MBL	On Market Sale	AUD 3.83	-1	FPO	1
07-Jun-13	MBL	On Market Purchase	AUD 3.84	4	FPO	4
07-Jun-13	MBL	On Market Purchase	AUD 3.81	118	FPO	118
07-Jun-13	MBL	On Market Purchase	AUD 3.80	1,827	FPO	1,827
07-Jun-13	MBL	On Market Purchase	AUD 3.80	3,006	FPO	3,006
07-Jun-13	MBL	On Market Purchase	AUD 3.81	3,406	FPO	3,406
11-Jun-13	MBL	On Market Sale	AUD 3.79	-4,255	FPO	4,255
11-Jun-13	MBL	On Market Sale	AUD 3.79	-658	FPO	658
11-Jun-13	MBL	On Market Purchase	AUD 3.78	4,255	FPO	4,255
12-Jun-13	MBL	On Market Sale	AUD 3.76	-1,831	FPO	1,831
12-Jun-13	MBL	On Market Sale	AUD 3.79	-1,555	FPO	1,555
12-Jun-13	MBL	On Market Sale	AUD 3.80	-700	FPO	700
12-Jun-13	MBL	On Market Sale	AUD 3.77	-545	FPO	545
12-Jun-13	MBL	On Market Sale	AUD 3.73	-454	FPO	454
12-Jun-13	MBL	On Market Sale	AUD 3.79	-423	FPO	423
12-Jun-13	MBL	On Market Sale	AUD 3.69	-11	FPO	11
12-Jun-13	MBL	On Market Purchase	AUD 3.73	1,090	FPO	1,090
13-Jun-13	MBL	On Market Sale	AUD 3.76	-10,891	FPO	10,891
13-Jun-13	MBL	On Market Sale	AUD 3.79	-1,421	FPO	1,421
13-Jun-13	MBL	On Market Sale	AUD 3.70	-593	FPO	593
13-Jun-13	MBL	On Market Sale	AUD 3.73	-454	FPO	454
13-Jun-13	MBL	On Market Sale	AUD 3.77	-228	FPO	228
13-Jun-13	MBL	On Market Sale	AUD 3.72	-193	FPO	193
13-Jun-13	MBL	On Market Sale	AUD 3.74	-138	FPO	138
13-Jun-13	MBL	On Market Sale	AUD 3.77	-135	FPO	135
13-Jun-13	MBL	On Market Sale	AUD 3.75	-133	FPO	133
13-Jun-13	MBL	On Market Sale	AUD 3.71	-127	FPO	127
13-Jun-13	MBL	On Market Sale	AUD 3.78	-104	FPO	104
13-Jun-13	MBL	On Market Sale	AUD 3.72	-100	FPO	100
13-Jun-13	MBL	On Market Sale	AUD 3.74	-100	FPO	100
13-Jun-13	MBL	On Market Sale	AUD 3.72	-78	FPO	78
13-Jun-13	MBL	On Market Sale	AUD 3.75	-49	FPO	49
13-Jun-13	MBL	On Market Sale	AUD 3.78	-10	FPO	10
13-Jun-13	MBL	On Market Sale	AUD 3.78	-10	FPO	10
13-Jun-13	MBL	On Market Purchase	AUD 3.72	28	FPO	28
13-Jun-13	MBL	On Market Purchase	AUD 3.69	78	FPO	78
13-Jun-13	MBL	On Market Purchase	AUD 3.78	472	FPO	472
13-Jun-13	MBL	On Market Purchase	AUD 3.70	504	FPO	504
13-Jun-13	MBL	On Market Purchase	AUD 3.73	1,179	FPO	1,179
13-Jun-13	MBL	On Market Purchase	AUD 3.76	3,690	FPO	3,690
13-Jun-13	MBL	On Market Purchase	AUD 3.79	7,201	FPO	7,201
14-Jun-13	MBL	On Market Sale	AUD 3.75	-7,417	FPO	7,417
14-Jun-13	MBL	On Market Sale	AUD 3.77	-2,361	FPO	2,361
14-Jun-13	MBL	On Market Sale	AUD 3.75	-2,223	FPO	2,223
14-Jun-13	MBL	On Market Sale	AUD 3.75	-1,974	FPO	1,974
14-Jun-13	MBL	On Market Sale	AUD 3.75	-1,134	FPO	1,134
14-Jun-13	MBL	On Market Sale	AUD 3.77	-700	FPO	700
14-Jun-13	MBL	On Market Sale	AUD 3.75	-681	FPO	681
14-Jun-13	MBL	On Market Sale	AUD 3.78	-565	FPO	565
14-Jun-13	MBL	On Market Sale	AUD 3.78	-494	FPO	494

Date of change	Person whose relevant interest changed	Nature of change	Consideration	Number of securities affected	Class	Person's votes affected
14-Jun-13	MBL	On Market Sale	AUD 3.78	-398	FPO	398
14-Jun-13	MBL	On Market Sale	AUD 3.78	-386	FPO	386
14-Jun-13	MBL	On Market Sale	AUD 3.78	-351	FPO	351
14-Jun-13	MBL	On Market Sale	AUD 3.78	-341	FPO	341
14-Jun-13	MBL	On Market Sale	AUD 3.77	-286	FPO	286
14-Jun-13	MBL	On Market Sale	AUD 3.76	-281	FPO	281
14-Jun-13	MBL	On Market Sale	AUD 3.77	-218	FPO	218
14-Jun-13	MBL	On Market Sale	AUD 3.75	-123	FPO	123
14-Jun-13	MBL	On Market Sale	AUD 3.77	-8	FPO	8
14-Jun-13	MBL	On Market Sale	AUD 3.76	-7	FPO	7
14-Jun-13	MBL	On Market Sale	AUD 3.77	-5	FPO	5
14-Jun-13	MBL	On Market Sale	AUD 3.78	-2	FPO	2
14-Jun-13	MBL	On Market Sale	AUD 3.82	-2	FPO	2
14-Jun-13	MBL	On Market Purchase	AUD 3.74	23	FPO	23
14-Jun-13	MBL	On Market Purchase	AUD 3.78	2,544	FPO	2,544
14-Jun-13	MBL	On Market Purchase	AUD 3.79	4,227	FPO	4,227
14-Jun-13	MBL	On Market Purchase	AUD 3.76	7,212	FPO	7,212
14-Jun-13	MBL	On Market Purchase	AUD 3.76	7,417	FPO	7,417
17-Jun-13	MBL	On Market Sale	AUD 3.66	-7,679	FPO	7,679
17-Jun-13	MBL	On Market Sale	AUD 3.63	-1,423	FPO	1,423
17-Jun-13	MBL	On Market Sale	AUD 3.72	-1,225	FPO	1,225
17-Jun-13	MBL	On Market Sale	AUD 3.63	-969	FPO	969
17-Jun-13	MBL	On Market Sale	AUD 3.71	-702	FPO	702
17-Jun-13	MBL	On Market Sale	AUD 3.66	-584	FPO	584
17-Jun-13	MBL	On Market Sale	AUD 3.69	-508	FPO	508
17-Jun-13	MBL	On Market Sale	AUD 3.69	-200	FPO	200
17-Jun-13	MBL	On Market Purchase	AUD 3.60	93	FPO	93
17-Jun-13	MBL	On Market Purchase	AUD 3.62	300	FPO	300
17-Jun-13	MBL	On Market Purchase	AUD 3.64	300	FPO	300
17-Jun-13	MBL	On Market Purchase	AUD 3.62	400	FPO	400
17-Jun-13	MBL	On Market Purchase	AUD 3.67	454	FPO	454
17-Jun-13	MBL	On Market Purchase	AUD 3.63	738	FPO	738
17-Jun-13	MBL	On Market Purchase	AUD 3.63	1,111	FPO	1,111
17-Jun-13	MBL	On Market Purchase	AUD 3.65	1,720	FPO	1,720
17-Jun-13	MBL	On Market Purchase	AUD 3.65	5,450	FPO	5,450
17-Jun-13	MBL	On Market Purchase	AUD 3.63	7,679	FPO	7,679
18-Jun-13	MBL	On Market Sale	AUD 3.66	-7,076	FPO	7,076
18-Jun-13	MBL	On Market Sale	AUD 3.69	-1,451	FPO	1,451
18-Jun-13	MBL	On Market Sale	AUD 3.67	-1,086	FPO	1,086
18-Jun-13	MBL	On Market Sale	AUD 3.62	-696	FPO	696
18-Jun-13	MBL	On Market Sale	AUD 3.69	-266	FPO	266
18-Jun-13	MBL	On Market Sale	AUD 3.70	-190	FPO	190
18-Jun-13	MBL	On Market Sale	AUD 3.64	-145	FPO	145
18-Jun-13	MBL	On Market Sale	AUD 3.65	-96	FPO	96
18-Jun-13	MBL	On Market Sale	AUD 3.65	-84	FPO	84
18-Jun-13	MBL	On Market Sale	AUD 3.63	-21	FPO	21
18-Jun-13	MBL	On Market Purchase	AUD 3.65	6	FPO	6
18-Jun-13	MBL	On Market Purchase	AUD 3.69	30	FPO	30
18-Jun-13	MBL	On Market Purchase	AUD 3.64	131	FPO	131
18-Jun-13	MBL	On Market Purchase	AUD 3.67	321	FPO	321
18-Jun-13	MBL	On Market Purchase	AUD 3.63	323	FPO	323
18-Jun-13	MBL	On Market Purchase	AUD 3.64	1,086	FPO	1,086
18-Jun-13	MBL	On Market Purchase	AUD 3.65	3,463	FPO	3,463
18-Jun-13	MBL	On Market Purchase	AUD 3.65	3,613	FPO	3,613
19-Jun-13	MBL	On Market Sale	AUD 3.89	-6,579	FPO	6,579
19-Jun-13	MBL	On Market Sale	AUD 3.91	-3,251	FPO	3,251
19-Jun-13	MBL	On Market Sale	AUD 3.87	-2,462	FPO	2,462
19-Jun-13	MBL	On Market Sale	AUD 3.84	-2,000	FPO	2,000
19-Jun-13	MBL	On Market Sale	AUD 3.83	-1,037	FPO	1,037
19-Jun-13	MBL	On Market Sale	AUD 3.85	-928	FPO	928
19-Jun-13	MBL	On Market Sale	AUD 3.86	-862	FPO	862
19-Jun-13	MBL	On Market Sale	AUD 3.89	-822	FPO	822
19-Jun-13	MBL	On Market Sale	AUD 3.86	-763	FPO	763
19-Jun-13	MBL	On Market Sale	AUD 3.78	-424	FPO	424
19-Jun-13	MBL	On Market Sale	AUD 3.86	-200	FPO	200
19-Jun-13	MBL	On Market Sale	AUD 3.84	-129	FPO	129
19-Jun-13	MBL	On Market Sale	AUD 3.85	-92	FPO	92
19-Jun-13	MBL	On Market Sale	AUD 3.90	-31	FPO	31
19-Jun-13	MBL	On Market Sale	AUD 3.86	-9	FPO	9
19-Jun-13	MBL	On Market Sale	AUD 3.86	-6	FPO	6
19-Jun-13	MBL	On Market Purchase	AUD 3.89	907	FPO	907
19-Jun-13	MBL	On Market Purchase	AUD 3.89	3,251	FPO	3,251
20-Jun-13	MBL	On Market Sale	AUD 3.79	-3,766	FPO	3,766
20-Jun-13	MBL	On Market Sale	AUD 3.77	-2,964	FPO	2,964

Date of change	Person whose relevant interest changed	Nature of change	Consideration	Number of securities affected	Class	Person's votes affected
20-Jun-13	MBL	On Market Sale	AUD 3.76	-1,918	FPO	1,918
20-Jun-13	MBL	On Market Sale	AUD 3.72	-1,448	FPO	1,448
20-Jun-13	MBL	On Market Sale	AUD 3.74	-1,342	FPO	1,342
20-Jun-13	MBL	On Market Sale	AUD 3.78	-1,162	FPO	1,162
20-Jun-13	MBL	On Market Sale	AUD 3.90	-1,120	FPO	1,120
20-Jun-13	MBL	On Market Sale	AUD 3.76	-812	FPO	812
20-Jun-13	MBL	On Market Sale	AUD 3.81	-520	FPO	520
20-Jun-13	MBL	On Market Sale	AUD 3.79	-500	FPO	500
20-Jun-13	MBL	On Market Sale	AUD 3.75	-444	FPO	444
20-Jun-13	MBL	On Market Sale	AUD 3.72	-228	FPO	228
20-Jun-13	MBL	On Market Sale	AUD 3.75	-130	FPO	130
20-Jun-13	MBL	On Market Sale	AUD 3.80	-128	FPO	128
20-Jun-13	MBL	On Market Sale	AUD 3.76	-128	FPO	128
20-Jun-13	MBL	On Market Sale	AUD 3.72	-122	FPO	122
20-Jun-13	MBL	On Market Sale	AUD 3.72	-55	FPO	55
20-Jun-13	MBL	On Market Sale	AUD 3.71	-44	FPO	44
20-Jun-13	MBL	On Market Sale	AUD 3.74	-7	FPO	7
20-Jun-13	MBL	On Market Sale	AUD 3.85	-4	FPO	4
20-Jun-13	MBL	On Market Purchase	AUD 3.85	16	FPO	16
20-Jun-13	MBL	On Market Purchase	AUD 3.84	27	FPO	27
20-Jun-13	MBL	On Market Purchase	AUD 3.85	95	FPO	95
20-Jun-13	MBL	On Market Purchase	AUD 3.84	117	FPO	117
20-Jun-13	MBL	On Market Purchase	AUD 3.72	158	FPO	158
20-Jun-13	MBL	On Market Purchase	AUD 3.89	457	FPO	457
20-Jun-13	MBL	On Market Purchase	AUD 3.76	533	FPO	533
20-Jun-13	MBL	On Market Purchase	AUD 3.79	1,878	FPO	1,878
20-Jun-13	MBL	On Market Purchase	AUD 3.77	1,888	FPO	1,888
20-Jun-13	MBL	On Market Purchase	AUD 3.89	27,359	FPO	27,359
21-Jun-13	MBL	On Market Sale	AUD 3.78	-4,062	FPO	4,062
21-Jun-13	MBL	On Market Sale	AUD 3.78	-3,989	FPO	3,989
21-Jun-13	MBL	On Market Sale	AUD 3.76	-3,764	FPO	3,764
21-Jun-13	MBL	On Market Sale	AUD 3.81	-966	FPO	966
21-Jun-13	MBL	On Market Sale	AUD 3.78	-865	FPO	865
21-Jun-13	MBL	On Market Sale	AUD 3.74	-337	FPO	337
21-Jun-13	MBL	On Market Sale	AUD 3.75	-287	FPO	287
21-Jun-13	MBL	On Market Sale	AUD 3.81	-89	FPO	89
21-Jun-13	MBL	On Market Sale	AUD 3.74	-75	FPO	75
21-Jun-13	MBL	On Market Sale	AUD 3.79	-4	FPO	4
21-Jun-13	MBL	On Market Purchase	AUD 3.78	228	FPO	228
21-Jun-13	MBL	On Market Purchase	AUD 3.78	290	FPO	290
21-Jun-13	MBL	On Market Purchase	AUD 3.69	372	FPO	372
21-Jun-13	MBL	On Market Purchase	AUD 3.78	455	FPO	455
21-Jun-13	MBL	On Market Purchase	AUD 3.74	1,135	FPO	1,135
21-Jun-13	MBL	On Market Purchase	AUD 3.78	1,765	FPO	1,765
21-Jun-13	MBL	On Market Purchase	AUD 3.78	2,224	FPO	2,224
21-Jun-13	MBL	On Market Purchase	AUD 3.75	3,474	FPO	3,474
24-Jun-13	MBL	On Market Sale	AUD 3.63	-7,472	FPO	7,472
24-Jun-13	MBL	On Market Sale	AUD 3.65	-3,110	FPO	3,110
24-Jun-13	MBL	On Market Sale	AUD 3.65	-2,253	FPO	2,253
24-Jun-13	MBL	On Market Sale	AUD 3.66	-1,600	FPO	1,600
24-Jun-13	MBL	On Market Sale	AUD 3.66	-500	FPO	500
24-Jun-13	MBL	On Market Sale	AUD 3.69	-278	FPO	278
24-Jun-13	MBL	On Market Sale	AUD 3.70	-127	FPO	127
24-Jun-13	MBL	On Market Sale	AUD 3.66	-127	FPO	127
24-Jun-13	MBL	On Market Sale	AUD 3.65	-87	FPO	87
24-Jun-13	MBL	On Market Purchase	AUD 3.69	140	FPO	140
24-Jun-13	MBL	On Market Purchase	AUD 3.62	10,582	FPO	10,582
25-Jun-13	MBL	On Market Sale	AUD 3.60	-3,643	FPO	3,643
25-Jun-13	MBL	On Market Sale	AUD 3.62	-836	FPO	836
25-Jun-13	MBL	On Market Sale	AUD 3.63	-754	FPO	754
25-Jun-13	MBL	On Market Sale	AUD 3.63	-618	FPO	618
25-Jun-13	MBL	On Market Sale	AUD 3.62	-535	FPO	535
25-Jun-13	MBL	On Market Sale	AUD 3.62	-284	FPO	284
25-Jun-13	MBL	On Market Sale	AUD 3.63	-263	FPO	263
25-Jun-13	MBL	On Market Sale	AUD 3.61	-252	FPO	252
25-Jun-13	MBL	On Market Sale	AUD 3.64	-57	FPO	57
25-Jun-13	MBL	On Market Sale	AUD 3.66	-54	FPO	54
25-Jun-13	MBL	On Market Sale	AUD 3.65	-1	FPO	1
25-Jun-13	MBL	On Market Purchase	AUD 3.64	27	FPO	27
25-Jun-13	MBL	On Market Purchase	AUD 3.59	127	FPO	127
25-Jun-13	MBL	On Market Purchase	AUD 3.58	127	FPO	127
25-Jun-13	MBL	On Market Purchase	AUD 3.59	254	FPO	254
25-Jun-13	MBL	On Market Purchase	AUD 3.59	318	FPO	318
25-Jun-13	MBL	On Market Purchase	AUD 3.65	455	FPO	455

Date of change	Person whose relevant interest changed	Nature of change	Consideration	Number of securities affected	Class	Person's votes affected
25-Jun-13	MBL	On Market Purchase	AUD 3.59	646	FPO	646
25-Jun-13	MBL	On Market Purchase	AUD 3.61	3,269	FPO	3,269
25-Jun-13	MBL	On Market Purchase	AUD 3.58	3,895	FPO	3,895
26-Jun-13	MBL	On Market Sale	AUD 3.71	-7,494	FPO	7,494
26-Jun-13	MBL	On Market Sale	AUD 3.72	-1,400	FPO	1,400
26-Jun-13	MBL	On Market Sale	AUD 3.72	-1,322	FPO	1,322
26-Jun-13	MBL	On Market Sale	AUD 3.73	-929	FPO	929
26-Jun-13	MBL	On Market Sale	AUD 3.71	-522	FPO	522
26-Jun-13	MBL	On Market Sale	AUD 3.71	-321	FPO	321
26-Jun-13	MBL	On Market Sale	AUD 3.72	-134	FPO	134
26-Jun-13	MBL	On Market Purchase	AUD 3.68	127	FPO	127
26-Jun-13	MBL	On Market Purchase	AUD 3.71	127	FPO	127
26-Jun-13	MBL	On Market Purchase	AUD 3.70	143	FPO	143
26-Jun-13	MBL	On Market Purchase	AUD 3.71	254	FPO	254
26-Jun-13	MBL	On Market Purchase	AUD 3.71	254	FPO	254
26-Jun-13	MBL	On Market Purchase	AUD 3.71	508	FPO	508
26-Jun-13	MBL	On Market Purchase	AUD 3.70	3,412	FPO	3,412
26-Jun-13	MBL	On Market Purchase	AUD 3.73	4,082	FPO	4,082
27-Jun-13	MBL	On Market Sale	AUD 3.79	-5,585	FPO	5,585
27-Jun-13	MBL	On Market Sale	AUD 3.85	-2,258	FPO	2,258
27-Jun-13	MBL	On Market Sale	AUD 3.85	-177	FPO	177
27-Jun-13	MBL	On Market Sale	AUD 3.86	-49	FPO	49
27-Jun-13	MBL	On Market Sale	AUD 3.86	-2	FPO	2
27-Jun-13	MBL	On Market Purchase	AUD 3.86	11	FPO	11
27-Jun-13	MBL	On Market Purchase	AUD 3.84	127	FPO	127
27-Jun-13	MBL	On Market Purchase	AUD 3.82	127	FPO	127
27-Jun-13	MBL	On Market Purchase	AUD 3.83	127	FPO	127
27-Jun-13	MBL	On Market Purchase	AUD 3.76	127	FPO	127
27-Jun-13	MBL	On Market Purchase	AUD 3.85	159	FPO	159
27-Jun-13	MBL	On Market Purchase	AUD 3.80	159	FPO	159
27-Jun-13	MBL	On Market Purchase	AUD 3.85	159	FPO	159
27-Jun-13	MBL	On Market Purchase	AUD 3.81	313	FPO	313
27-Jun-13	MBL	On Market Purchase	AUD 3.82	748	FPO	748
27-Jun-13	MBL	On Market Purchase	AUD 3.81	795	FPO	795
27-Jun-13	MBL	On Market Purchase	AUD 3.80	1,600	FPO	1,600
27-Jun-13	MBL	On Market Purchase	AUD 3.79	3,770	FPO	3,770
27-Jun-13	MBL	On Market Purchase	AUD 3.81	5,585	FPO	5,585
28-Jun-13	MBL	On Market Sale	AUD 3.89	-3,486	FPO	3,486
28-Jun-13	MBL	On Market Sale	AUD 3.86	-1,481	FPO	1,481
28-Jun-13	MBL	On Market Sale	AUD 3.89	-291	FPO	291
28-Jun-13	MBL	On Market Sale	AUD 3.86	-200	FPO	200
28-Jun-13	MBL	On Market Sale	AUD 3.87	-58	FPO	58
28-Jun-13	MBL	On Market Purchase	AUD 3.87	28	FPO	28
28-Jun-13	MBL	On Market Purchase	AUD 3.79	34	FPO	34
28-Jun-13	MBL	On Market Purchase	AUD 3.88	34	FPO	34
28-Jun-13	MBL	On Market Purchase	AUD 3.85	48	FPO	48
28-Jun-13	MBL	On Market Purchase	AUD 3.85	141	FPO	141
28-Jun-13	MBL	On Market Purchase	AUD 3.88	282	FPO	282
28-Jun-13	MBL	On Market Purchase	AUD 3.87	578	FPO	578
28-Jun-13	MBL	On Market Purchase	AUD 3.88	3,544	FPO	3,544
01-Jul-13	MBL	On Market Sale	AUD 3.72	-3,692	FPO	3,692
01-Jul-13	MBL	On Market Sale	AUD 3.72	-1,800	FPO	1,800
01-Jul-13	MBL	On Market Sale	AUD 3.70	-1,364	FPO	1,364
01-Jul-13	MBL	On Market Sale	AUD 3.81	-915	FPO	915
01-Jul-13	MBL	On Market Sale	AUD 3.72	-294	FPO	294
01-Jul-13	MBL	On Market Sale	AUD 3.71	-265	FPO	265
01-Jul-13	MBL	On Market Sale	AUD 3.77	-242	FPO	242
01-Jul-13	MBL	On Market Sale	AUD 3.85	-227	FPO	227
01-Jul-13	MBL	On Market Sale	AUD 3.72	-103	FPO	103
01-Jul-13	MBL	On Market Sale	AUD 3.72	-94	FPO	94
01-Jul-13	MBL	On Market Sale	AUD 3.71	-61	FPO	61
01-Jul-13	MBL	On Market Sale	AUD 3.71	-55	FPO	55
01-Jul-13	MBL	On Market Sale	AUD 3.72	-38	FPO	38
01-Jul-13	MBL	On Market Sale	AUD 3.71	-10	FPO	10
01-Jul-13	MBL	On Market Purchase	AUD 3.79	6	FPO	6
01-Jul-13	MBL	On Market Purchase	AUD 3.72	166	FPO	166
01-Jul-13	MBL	On Market Purchase	AUD 3.71	176	FPO	176
01-Jul-13	MBL	On Market Purchase	AUD 3.79	432	FPO	432
01-Jul-13	MBL	On Market Purchase	AUD 3.71	659	FPO	659
01-Jul-13	MBL	On Market Purchase	AUD 3.72	837	FPO	837
01-Jul-13	MBL	On Market Purchase	AUD 3.72	872	FPO	872
01-Jul-13	MBL	On Market Purchase	AUD 3.72	1,059	FPO	1,059
01-Jul-13	MBL	On Market Purchase	AUD 3.73	1,269	FPO	1,269
01-Jul-13	MBL	On Market Purchase	AUD 3.72	1,345	FPO	1,345

Date of change	Person whose relevant interest changed	Nature of change	Consideration	Number of securities affected	Class	Person's votes affected
01-Jul-13	MBL	On Market Purchase	AUD 3.70	1,884	FPO	1,884
01-Jul-13	MBL	On Market Purchase	AUD 3.68	2,419	FPO	2,419
01-Jul-13	MBL	On Market Purchase	AUD 3.71	3,692	FPO	3,692
02-Jul-13	MBL	On Market Sale	AUD 3.83	-4,337	FPO	4,337
02-Jul-13	MBL	On Market Sale	AUD 3.85	-1,246	FPO	1,246
02-Jul-13	MBL	On Market Sale	AUD 3.71	-910	FPO	910
02-Jul-13	MBL	On Market Sale	AUD 3.81	-564	FPO	564
02-Jul-13	MBL	On Market Sale	AUD 3.82	-482	FPO	482
02-Jul-13	MBL	On Market Sale	AUD 3.78	-130	FPO	130
02-Jul-13	MBL	On Market Sale	AUD 3.80	-60	FPO	60
02-Jul-13	MBL	On Market Sale	AUD 3.83	-55	FPO	55
02-Jul-13	MBL	On Market Purchase	AUD 3.81	1	FPO	1
02-Jul-13	MBL	On Market Purchase	AUD 3.78	6	FPO	6
02-Jul-13	MBL	On Market Purchase	AUD 3.83	6	FPO	6
02-Jul-13	MBL	On Market Purchase	AUD 3.79	10	FPO	10
02-Jul-13	MBL	On Market Purchase	AUD 3.82	127	FPO	127
02-Jul-13	MBL	On Market Purchase	AUD 3.82	141	FPO	141
02-Jul-13	MBL	On Market Purchase	AUD 3.85	4,337	FPO	4,337
03-Jul-13	MBL	On Market Sale	AUD 3.81	-8,877	FPO	8,877
03-Jul-13	MBL	On Market Sale	AUD 3.78	-3,706	FPO	3,706
03-Jul-13	MBL	On Market Sale	AUD 3.79	-2,796	FPO	2,796
03-Jul-13	MBL	On Market Sale	AUD 3.70	-2,548	FPO	2,548
03-Jul-13	MBL	On Market Sale	AUD 3.72	-1,082	FPO	1,082
03-Jul-13	MBL	On Market Sale	AUD 3.78	-755	FPO	755
03-Jul-13	MBL	On Market Sale	AUD 3.70	-352	FPO	352
03-Jul-13	MBL	On Market Sale	AUD 3.73	-196	FPO	196
03-Jul-13	MBL	On Market Sale	AUD 3.73	-167	FPO	167
03-Jul-13	MBL	On Market Sale	AUD 3.72	-137	FPO	137
03-Jul-13	MBL	On Market Sale	AUD 3.79	-127	FPO	127
03-Jul-13	MBL	On Market Sale	AUD 3.75	-103	FPO	103
03-Jul-13	MBL	On Market Sale	AUD 3.72	-88	FPO	88
03-Jul-13	MBL	On Market Sale	AUD 3.79	-68	FPO	68
03-Jul-13	MBL	On Market Sale	AUD 3.72	-67	FPO	67
03-Jul-13	MBL	On Market Sale	AUD 3.75	-23	FPO	23
03-Jul-13	MBL	On Market Sale	AUD 3.73	-10	FPO	10
03-Jul-13	MBL	On Market Purchase	AUD 3.67	20	FPO	20
03-Jul-13	MBL	On Market Purchase	AUD 3.73	52	FPO	52
03-Jul-13	MBL	On Market Purchase	AUD 3.73	70	FPO	70
03-Jul-13	MBL	On Market Purchase	AUD 3.78	319	FPO	319
03-Jul-13	MBL	On Market Purchase	AUD 3.72	352	FPO	352
03-Jul-13	MBL	On Market Purchase	AUD 3.73	371	FPO	371
03-Jul-13	MBL	On Market Purchase	AUD 3.75	569	FPO	569
03-Jul-13	MBL	On Market Purchase	AUD 3.73	600	FPO	600
03-Jul-13	MBL	On Market Purchase	AUD 3.72	764	FPO	764
03-Jul-13	MBL	On Market Purchase	AUD 3.81	3,706	FPO	3,706
03-Jul-13	MBL	On Market Purchase	AUD 3.79	7,507	FPO	7,507
04-Jul-13	MBL	On Market Sale	AUD 3.81	-4,488	FPO	4,488
04-Jul-13	MBL	On Market Sale	AUD 3.81	-3,548	FPO	3,548
04-Jul-13	MBL	On Market Sale	AUD 3.87	-3,300	FPO	3,300
04-Jul-13	MBL	On Market Sale	AUD 3.81	-2,980	FPO	2,980
04-Jul-13	MBL	On Market Sale	AUD 3.85	-992	FPO	992
04-Jul-13	MBL	On Market Sale	AUD 3.81	-83	FPO	83
04-Jul-13	MBL	On Market Sale	AUD 3.82	-66	FPO	66
04-Jul-13	MBL	On Market Sale	AUD 3.84	-29	FPO	29
04-Jul-13	MBL	On Market Sale	AUD 3.82	-12	FPO	12
04-Jul-13	MBL	On Market Purchase	AUD 3.82	69	FPO	69
04-Jul-13	MBL	On Market Purchase	AUD 3.86	227	FPO	227
04-Jul-13	MBL	On Market Purchase	AUD 3.81	280	FPO	280
04-Jul-13	MBL	On Market Purchase	AUD 3.83	498	FPO	498
04-Jul-13	MBL	On Market Purchase	AUD 3.81	546	FPO	546
04-Jul-13	MBL	On Market Purchase	AUD 3.80	864	FPO	864
04-Jul-13	MBL	On Market Purchase	AUD 3.83	918	FPO	918
04-Jul-13	MBL	On Market Purchase	AUD 3.80	4,488	FPO	4,488
05-Jul-13	MBL	On Market Sale	AUD 3.87	-3,638	FPO	3,638
05-Jul-13	MBL	On Market Sale	AUD 3.85	-2,339	FPO	2,339
05-Jul-13	MBL	On Market Sale	AUD 3.90	-752	FPO	752
05-Jul-13	MBL	On Market Sale	AUD 3.87	-607	FPO	607
05-Jul-13	MBL	On Market Sale	AUD 3.84	-584	FPO	584
05-Jul-13	MBL	On Market Sale	AUD 3.86	-449	FPO	449
05-Jul-13	MBL	On Market Sale	AUD 3.85	-396	FPO	396
05-Jul-13	MBL	On Market Sale	AUD 3.82	-278	FPO	278
05-Jul-13	MBL	On Market Sale	AUD 3.86	-270	FPO	270
05-Jul-13	MBL	On Market Sale	AUD 3.86	-146	FPO	146
05-Jul-13	MBL	On Market Sale	AUD 3.85	-33	FPO	33

Date of change	Person whose relevant interest changed	Nature of change	Consideration	Number of securities affected	Class	Person's votes affected
05-Jul-13	MBL	On Market Sale	AUD 3.84	-8	FPO	8
05-Jul-13	MBL	On Market Sale	AUD 3.83	-4	FPO	4
05-Jul-13	MBL	On Market Purchase	AUD 3.83	3	FPO	3
05-Jul-13	MBL	On Market Purchase	AUD 3.81	32	FPO	32
05-Jul-13	MBL	On Market Purchase	AUD 3.84	68	FPO	68
05-Jul-13	MBL	On Market Purchase	AUD 3.83	127	FPO	127
05-Jul-13	MBL	On Market Purchase	AUD 3.84	220	FPO	220
05-Jul-13	MBL	On Market Purchase	AUD 3.83	224	FPO	224
05-Jul-13	MBL	On Market Purchase	AUD 3.83	297	FPO	297
05-Jul-13	MBL	On Market Purchase	AUD 3.82	364	FPO	364
05-Jul-13	MBL	On Market Purchase	AUD 3.90	455	FPO	455
05-Jul-13	MBL	On Market Purchase	AUD 3.86	525	FPO	525
05-Jul-13	MBL	On Market Purchase	AUD 3.85	1,688	FPO	1,688
05-Jul-13	MBL	On Market Purchase	AUD 3.86	1,910	FPO	1,910
05-Jul-13	MBL	On Market Purchase	AUD 3.86	3,638	FPO	3,638
08-Jul-13	MBL	On Market Sale	AUD 3.83	-3,700	FPO	3,700
08-Jul-13	MBL	On Market Sale	AUD 3.83	-2,427	FPO	2,427
08-Jul-13	MBL	On Market Sale	AUD 3.83	-281	FPO	281
08-Jul-13	MBL	On Market Sale	AUD 3.85	-113	FPO	113
08-Jul-13	MBL	On Market Sale	AUD 3.83	-108	FPO	108
08-Jul-13	MBL	On Market Sale	AUD 3.81	-35	FPO	35
08-Jul-13	MBL	On Market Sale	AUD 3.82	-34	FPO	34
08-Jul-13	MBL	On Market Sale	AUD 3.82	-28	FPO	28
08-Jul-13	MBL	On Market Sale	AUD 3.80	-22	FPO	22
08-Jul-13	MBL	On Market Sale	AUD 3.86	-19	FPO	19
08-Jul-13	MBL	On Market Sale	AUD 3.83	-9	FPO	9
08-Jul-13	MBL	On Market Sale	AUD 3.82	-7	FPO	7
08-Jul-13	MBL	On Market Sale	AUD 3.83	-2	FPO	2
08-Jul-13	MBL	On Market Sale	AUD 3.81	-2	FPO	2
08-Jul-13	MBL	On Market Sale	AUD 3.80	-2	FPO	2
08-Jul-13	MBL	On Market Sale	AUD 3.81	-1	FPO	1
08-Jul-13	MBL	On Market Purchase	AUD 3.83	21	FPO	21
08-Jul-13	MBL	On Market Purchase	AUD 3.80	30	FPO	30
08-Jul-13	MBL	On Market Purchase	AUD 3.80	50	FPO	50
08-Jul-13	MBL	On Market Purchase	AUD 3.85	53	FPO	53
08-Jul-13	MBL	On Market Purchase	AUD 3.82	72	FPO	72
08-Jul-13	MBL	On Market Purchase	AUD 3.78	233	FPO	233
08-Jul-13	MBL	On Market Purchase	AUD 3.83	297	FPO	297
08-Jul-13	MBL	On Market Purchase	AUD 3.82	3,403	FPO	3,403
09-Jul-13	MBL	On Market Sale	AUD 4.01	-7,062	FPO	7,062
09-Jul-13	MBL	On Market Sale	AUD 3.98	-2,240	FPO	2,240
09-Jul-13	MBL	On Market Sale	AUD 4.01	-1,781	FPO	1,781
09-Jul-13	MBL	On Market Sale	AUD 3.97	-1,508	FPO	1,508
09-Jul-13	MBL	On Market Sale	AUD 4.01	-1,375	FPO	1,375
09-Jul-13	MBL	On Market Sale	AUD 4.00	-1,021	FPO	1,021
09-Jul-13	MBL	On Market Sale	AUD 3.94	-924	FPO	924
09-Jul-13	MBL	On Market Sale	AUD 3.93	-759	FPO	759
09-Jul-13	MBL	On Market Sale	AUD 4.00	-705	FPO	705
09-Jul-13	MBL	On Market Sale	AUD 4.01	-407	FPO	407
09-Jul-13	MBL	On Market Sale	AUD 3.99	-351	FPO	351
09-Jul-13	MBL	On Market Sale	AUD 3.99	-176	FPO	176
09-Jul-13	MBL	On Market Sale	AUD 3.99	-175	FPO	175
09-Jul-13	MBL	On Market Sale	AUD 3.94	-46	FPO	46
09-Jul-13	MBL	On Market Sale	AUD 3.94	-15	FPO	15
09-Jul-13	MBL	On Market Purchase	AUD 4.00	18	FPO	18
09-Jul-13	MBL	On Market Purchase	AUD 4.00	37	FPO	37
09-Jul-13	MBL	On Market Purchase	AUD 4.00	100	FPO	100
09-Jul-13	MBL	On Market Purchase	AUD 4.01	127	FPO	127
09-Jul-13	MBL	On Market Purchase	AUD 4.02	127	FPO	127
09-Jul-13	MBL	On Market Purchase	AUD 3.93	294	FPO	294
09-Jul-13	MBL	On Market Purchase	AUD 4.01	2,351	FPO	2,351
09-Jul-13	MBL	On Market Purchase	AUD 4.01	7,062	FPO	7,062
10-Jul-13	MBL	On Market Sale	AUD 4.09	-1,062	FPO	1,062
10-Jul-13	MBL	On Market Sale	AUD 4.01	-916	FPO	916
10-Jul-13	MBL	On Market Sale	AUD 4.12	-462	FPO	462
10-Jul-13	MBL	On Market Sale	AUD 3.99	-449	FPO	449
10-Jul-13	MBL	On Market Sale	AUD 4.07	-388	FPO	388
10-Jul-13	MBL	On Market Sale	AUD 3.99	-162	FPO	162
10-Jul-13	MBL	On Market Sale	AUD 4.02	-142	FPO	142
10-Jul-13	MBL	On Market Sale	AUD 4.05	-83	FPO	83
10-Jul-13	MBL	On Market Sale	AUD 4.07	-18	FPO	18
10-Jul-13	MBL	On Market Sale	AUD 4.06	-18	FPO	18
10-Jul-13	MBL	On Market Sale	AUD 3.98	-11	FPO	11
10-Jul-13	MBL	On Market Sale	AUD 4.01	-10	FPO	10

Date of change	Person whose relevant interest changed	Nature of change	Consideration	Number of securities affected	Class	Person's votes affected
10-Jul-13	MBL	On Market Sale	AUD 4.07	-10	FPO	10
10-Jul-13	MBL	On Market Sale	AUD 4.01	-4	FPO	4
10-Jul-13	MBL	On Market Purchase	AUD 3.98	19	FPO	19
10-Jul-13	MBL	On Market Purchase	AUD 3.98	34	FPO	34
10-Jul-13	MBL	On Market Purchase	AUD 3.99	55	FPO	55
10-Jul-13	MBL	On Market Purchase	AUD 4.04	68	FPO	68
10-Jul-13	MBL	On Market Purchase	AUD 4.08	159	FPO	159
10-Jul-13	MBL	On Market Purchase	AUD 4.06	270	FPO	270
10-Jul-13	MBL	On Market Purchase	AUD 4.00	453	FPO	453
10-Jul-13	MBL	On Market Purchase	AUD 4.06	784	FPO	784
10-Jul-13	MBL	On Market Purchase	AUD 4.11	1,269	FPO	1,269
10-Jul-13	MBL	On Market Purchase	AUD 4.02	3,091	FPO	3,091
11-Jul-13	MBL	On Market Sale	AUD 4.00	-3,578	FPO	3,578
11-Jul-13	MBL	On Market Sale	AUD 4.03	-907	FPO	907
11-Jul-13	MBL	On Market Sale	AUD 4.00	-402	FPO	402
11-Jul-13	MBL	On Market Sale	AUD 4.02	-258	FPO	258
11-Jul-13	MBL	On Market Sale	AUD 3.99	-137	FPO	137
11-Jul-13	MBL	On Market Sale	AUD 3.99	-96	FPO	96
11-Jul-13	MBL	On Market Sale	AUD 4.01	-67	FPO	67
11-Jul-13	MBL	On Market Sale	AUD 4.02	-56	FPO	56
11-Jul-13	MBL	On Market Sale	AUD 4.00	-21	FPO	21
11-Jul-13	MBL	On Market Sale	AUD 3.98	-12	FPO	12
11-Jul-13	MBL	On Market Sale	AUD 4.00	-1	FPO	1
11-Jul-13	MBL	On Market Purchase	AUD 3.98	20	FPO	20
11-Jul-13	MBL	On Market Purchase	AUD 3.98	39	FPO	39
11-Jul-13	MBL	On Market Purchase	AUD 3.97	57	FPO	57
11-Jul-13	MBL	On Market Purchase	AUD 4.00	74	FPO	74
11-Jul-13	MBL	On Market Purchase	AUD 3.99	98	FPO	98
11-Jul-13	MBL	On Market Purchase	AUD 4.00	186	FPO	186
11-Jul-13	MBL	On Market Purchase	AUD 4.00	200	FPO	200
11-Jul-13	MBL	On Market Purchase	AUD 4.00	254	FPO	254
11-Jul-13	MBL	On Market Purchase	AUD 3.99	358	FPO	358
11-Jul-13	MBL	On Market Purchase	AUD 3.98	670	FPO	670
11-Jul-13	MBL	On Market Purchase	AUD 4.00	3,578	FPO	3,578
12-Jul-13	MBL	On Market Sale	AUD 3.94	-10,685	FPO	10,685
12-Jul-13	MBL	On Market Sale	AUD 3.94	-120	FPO	120
12-Jul-13	MBL	On Market Sale	AUD 4.00	-87	FPO	87
12-Jul-13	MBL	On Market Purchase	AUD 3.95	3	FPO	3
12-Jul-13	MBL	On Market Purchase	AUD 3.96	10	FPO	10
12-Jul-13	MBL	On Market Purchase	AUD 3.96	32	FPO	32
12-Jul-13	MBL	On Market Purchase	AUD 3.94	115	FPO	115
12-Jul-13	MBL	On Market Purchase	AUD 3.91	127	FPO	127
12-Jul-13	MBL	On Market Purchase	AUD 3.98	579	FPO	579
12-Jul-13	MBL	On Market Purchase	AUD 3.93	873	FPO	873
12-Jul-13	MBL	On Market Purchase	AUD 3.94	10,685	FPO	10,685
15-Jul-13	MBL	On Market Sale	AUD 3.92	-3,419	FPO	3,419
15-Jul-13	MBL	On Market Purchase	AUD 3.85	332	FPO	332
15-Jul-13	MBL	On Market Purchase	AUD 3.90	341	FPO	341
15-Jul-13	MBL	On Market Purchase	AUD 3.93	1,894	FPO	1,894
15-Jul-13	MBL	On Market Purchase	AUD 3.93	3,419	FPO	3,419
16-Jul-13	MBL	On Market Sale	AUD 3.90	-1,225	FPO	1,225
16-Jul-13	MBL	On Market Sale	AUD 3.91	-645	FPO	645
16-Jul-13	MBL	On Market Sale	AUD 3.94	-541	FPO	541
16-Jul-13	MBL	On Market Sale	AUD 3.93	-454	FPO	454
16-Jul-13	MBL	On Market Sale	AUD 3.94	-328	FPO	328
16-Jul-13	MBL	On Market Sale	AUD 3.92	-35	FPO	35
16-Jul-13	MBL	On Market Sale	AUD 3.90	-1	FPO	1
16-Jul-13	MBL	On Market Purchase	AUD 3.93	12	FPO	12
16-Jul-13	MBL	On Market Purchase	AUD 3.91	59	FPO	59
16-Jul-13	MBL	On Market Purchase	AUD 3.91	75	FPO	75
16-Jul-13	MBL	On Market Purchase	AUD 3.92	102	FPO	102
16-Jul-13	MBL	On Market Purchase	AUD 3.92	116	FPO	116
16-Jul-13	MBL	On Market Purchase	AUD 3.96	227	FPO	227
16-Jul-13	MBL	On Market Purchase	AUD 3.94	237	FPO	237
16-Jul-13	MBL	On Market Purchase	AUD 3.90	416	FPO	416
16-Jul-13	MBL	On Market Purchase	AUD 3.93	541	FPO	541
17-Jul-13	MBL	On Market Sale	AUD 3.96	-3,534	FPO	3,534
17-Jul-13	MBL	On Market Sale	AUD 3.99	-2,248	FPO	2,248
17-Jul-13	MBL	On Market Sale	AUD 4.00	-316	FPO	316
17-Jul-13	MBL	On Market Sale	AUD 3.96	-300	FPO	300
17-Jul-13	MBL	On Market Sale	AUD 4.00	-290	FPO	290
17-Jul-13	MBL	On Market Sale	AUD 3.92	-87	FPO	87
17-Jul-13	MBL	On Market Sale	AUD 3.96	-57	FPO	57
17-Jul-13	MBL	On Market Sale	AUD 3.98	-27	FPO	27

Date of change	Person whose relevant interest changed	Nature of change	Consideration	Number of securities affected	Class	Person's votes affected
17-Jul-13	MBL	On Market Sale	AUD 3.96	-24	FPO	24
17-Jul-13	MBL	On Market Sale	AUD 3.98	-22	FPO	22
17-Jul-13	MBL	On Market Sale	AUD 3.98	-3	FPO	3
17-Jul-13	MBL	On Market Sale	AUD 3.95	-1	FPO	1
17-Jul-13	MBL	On Market Purchase	AUD 3.94	2	FPO	2
17-Jul-13	MBL	On Market Purchase	AUD 3.96	30	FPO	30
17-Jul-13	MBL	On Market Purchase	AUD 4.01	127	FPO	127
17-Jul-13	MBL	On Market Purchase	AUD 3.93	127	FPO	127
17-Jul-13	MBL	On Market Purchase	AUD 3.98	1,191	FPO	1,191
17-Jul-13	MBL	On Market Purchase	AUD 3.99	3,534	FPO	3,534
18-Jul-13	MBL	On Market Sale	AUD 3.83	-10,756	FPO	10,756
18-Jul-13	MBL	On Market Sale	AUD 3.85	-3,000	FPO	3,000
18-Jul-13	MBL	On Market Sale	AUD 3.84	-1,614	FPO	1,614
18-Jul-13	MBL	On Market Sale	AUD 3.80	-855	FPO	855
18-Jul-13	MBL	On Market Sale	AUD 3.83	-829	FPO	829
18-Jul-13	MBL	On Market Sale	AUD 4.05	-681	FPO	681
18-Jul-13	MBL	On Market Sale	AUD 3.79	-421	FPO	421
18-Jul-13	MBL	On Market Sale	AUD 3.82	-10	FPO	10
18-Jul-13	MBL	On Market Purchase	AUD 3.86	127	FPO	127
18-Jul-13	MBL	On Market Purchase	AUD 3.81	127	FPO	127
18-Jul-13	MBL	On Market Purchase	AUD 3.78	127	FPO	127
18-Jul-13	MBL	On Market Purchase	AUD 3.84	160	FPO	160
18-Jul-13	MBL	On Market Purchase	AUD 3.95	227	FPO	227
18-Jul-13	MBL	On Market Purchase	AUD 3.78	254	FPO	254
18-Jul-13	MBL	On Market Purchase	AUD 3.80	260	FPO	260
18-Jul-13	MBL	On Market Purchase	AUD 3.82	508	FPO	508
18-Jul-13	MBL	On Market Purchase	AUD 3.81	560	FPO	560
18-Jul-13	MBL	On Market Purchase	AUD 3.90	1,112	FPO	1,112
18-Jul-13	MBL	On Market Purchase	AUD 3.86	1,529	FPO	1,529
18-Jul-13	MBL	On Market Purchase	AUD 3.84	3,193	FPO	3,193
18-Jul-13	MBL	On Market Purchase	AUD 3.84	3,255	FPO	3,255
18-Jul-13	MBL	On Market Purchase	AUD 3.82	3,678	FPO	3,678
18-Jul-13	MBL	On Market Purchase	AUD 3.84	7,078	FPO	7,078
18-Jul-13	MBL	On Market Purchase	AUD 3.87	21,311	FPO	21,311
19-Jul-13	MBL	On Market Sale	AUD 3.82	-3,299	FPO	3,299
19-Jul-13	MBL	On Market Sale	AUD 3.85	-128	FPO	128
19-Jul-13	MBL	On Market Purchase	AUD 3.83	139	FPO	139
19-Jul-13	MBL	On Market Purchase	AUD 3.82	200	FPO	200
19-Jul-13	MBL	On Market Purchase	AUD 3.83	213	FPO	213
19-Jul-13	MBL	On Market Purchase	AUD 3.84	402	FPO	402
19-Jul-13	MBL	On Market Purchase	AUD 3.82	555	FPO	555
19-Jul-13	MBL	On Market Purchase	AUD 3.82	1,361	FPO	1,361
19-Jul-13	MBL	On Market Purchase	AUD 3.85	1,400	FPO	1,400
19-Jul-13	MBL	On Market Purchase	AUD 3.87	1,600	FPO	1,600
19-Jul-13	MBL	On Market Purchase	AUD 3.86	1,752	FPO	1,752
19-Jul-13	MBL	On Market Purchase	AUD 3.84	2,287	FPO	2,287
19-Jul-13	MBL	On Market Purchase	AUD 3.82	2,428	FPO	2,428
19-Jul-13	MBL	On Market Purchase	AUD 3.82	3,299	FPO	3,299
19-Jul-13	MBL	On Market Purchase	AUD 3.83	4,015	FPO	4,015
22-Jul-13	MBL	On Market Sale	AUD 3.87	-3,515	FPO	3,515
22-Jul-13	MBL	On Market Sale	AUD 3.88	-1,358	FPO	1,358
22-Jul-13	MBL	On Market Sale	AUD 3.85	-16	FPO	16
22-Jul-13	MBL	On Market Purchase	AUD 3.86	3	FPO	3
22-Jul-13	MBL	On Market Purchase	AUD 3.89	49	FPO	49
22-Jul-13	MBL	On Market Purchase	AUD 3.85	98	FPO	98
22-Jul-13	MBL	On Market Purchase	AUD 3.89	110	FPO	110
22-Jul-13	MBL	On Market Purchase	AUD 3.86	127	FPO	127
22-Jul-13	MBL	On Market Purchase	AUD 3.85	144	FPO	144
22-Jul-13	MBL	On Market Purchase	AUD 3.86	254	FPO	254
22-Jul-13	MBL	On Market Purchase	AUD 3.85	259	FPO	259
22-Jul-13	MBL	On Market Purchase	AUD 3.84	366	FPO	366
22-Jul-13	MBL	On Market Purchase	AUD 3.91	681	FPO	681
22-Jul-13	MBL	On Market Purchase	AUD 3.89	3,515	FPO	3,515
22-Jul-13	MBL	On Market Purchase	AUD 3.89	5,106	FPO	5,106
23-Jul-13	MBL	On Market Sale	AUD 3.83	-1,587	FPO	1,587
23-Jul-13	MBL	On Market Sale	AUD 3.86	-417	FPO	417
23-Jul-13	MBL	On Market Sale	AUD 3.93	-268	FPO	268
23-Jul-13	MBL	On Market Sale	AUD 3.83	-13	FPO	13
23-Jul-13	MBL	On Market Purchase	AUD 3.82	1	FPO	1
23-Jul-13	MBL	On Market Purchase	AUD 3.83	1	FPO	1
23-Jul-13	MBL	On Market Purchase	AUD 3.89	8	FPO	8
23-Jul-13	MBL	On Market Purchase	AUD 3.83	126	FPO	126
23-Jul-13	MBL	On Market Purchase	AUD 3.87	254	FPO	254
23-Jul-13	MBL	On Market Purchase	AUD 3.94	908	FPO	908

Date of change	Person whose relevant interest changed	Nature of change	Consideration	Number of securities affected	Class	Person's votes affected
23-Jul-13	MBL	On Market Purchase	AUD 3.82	1,389	FPO	1,389
23-Jul-13	MBL	On Market Purchase	AUD 3.90	1,390	FPO	1,390
23-Jul-13	MBL	On Market Purchase	AUD 3.82	1,587	FPO	1,587
24-Jul-13	MBL	On Market Sale	AUD 3.90	-3,014	FPO	3,014
24-Jul-13	MBL	On Market Sale	AUD 3.90	-1,716	FPO	1,716
24-Jul-13	MBL	On Market Sale	AUD 3.90	-1,352	FPO	1,352
24-Jul-13	MBL	On Market Sale	AUD 3.89	-855	FPO	855
24-Jul-13	MBL	On Market Sale	AUD 3.93	-777	FPO	777
24-Jul-13	MBL	On Market Sale	AUD 3.86	-761	FPO	761
24-Jul-13	MBL	On Market Sale	AUD 3.90	-571	FPO	571
24-Jul-13	MBL	On Market Sale	AUD 3.92	-369	FPO	369
24-Jul-13	MBL	On Market Sale	AUD 3.84	-343	FPO	343
24-Jul-13	MBL	On Market Sale	AUD 3.93	-207	FPO	207
24-Jul-13	MBL	On Market Sale	AUD 3.93	-204	FPO	204
24-Jul-13	MBL	On Market Sale	AUD 3.91	-184	FPO	184
24-Jul-13	MBL	On Market Sale	AUD 3.91	-183	FPO	183
24-Jul-13	MBL	On Market Sale	AUD 3.92	-135	FPO	135
24-Jul-13	MBL	On Market Sale	AUD 3.91	-125	FPO	125
24-Jul-13	MBL	On Market Sale	AUD 3.92	-99	FPO	99
24-Jul-13	MBL	On Market Sale	AUD 3.93	-85	FPO	85
24-Jul-13	MBL	On Market Sale	AUD 3.94	-75	FPO	75
24-Jul-13	MBL	On Market Sale	AUD 3.90	-37	FPO	37
24-Jul-13	MBL	On Market Sale	AUD 3.90	-36	FPO	36
24-Jul-13	MBL	On Market Purchase	AUD 3.92	1	FPO	1
24-Jul-13	MBL	On Market Purchase	AUD 3.91	127	FPO	127
24-Jul-13	MBL	On Market Purchase	AUD 3.89	127	FPO	127
24-Jul-13	MBL	On Market Purchase	AUD 3.92	254	FPO	254
24-Jul-13	MBL	On Market Purchase	AUD 3.91	254	FPO	254
24-Jul-13	MBL	On Market Purchase	AUD 3.91	326	FPO	326
24-Jul-13	MBL	On Market Purchase	AUD 3.91	357	FPO	357
24-Jul-13	MBL	On Market Purchase	AUD 3.91	400	FPO	400
24-Jul-13	MBL	On Market Purchase	AUD 3.90	537	FPO	537
24-Jul-13	MBL	On Market Purchase	AUD 3.91	858	FPO	858
24-Jul-13	MBL	On Market Purchase	AUD 3.93	1,018	FPO	1,018
24-Jul-13	MBL	On Market Purchase	AUD 3.89	4,730	FPO	4,730
25-Jul-13	MBL	On Market Sale	AUD 3.94	-4,953	FPO	4,953
25-Jul-13	MBL	On Market Sale	AUD 4.01	-4,788	FPO	4,788
25-Jul-13	MBL	On Market Sale	AUD 4.04	-3,163	FPO	3,163
25-Jul-13	MBL	On Market Sale	AUD 4.00	-1,192	FPO	1,192
25-Jul-13	MBL	On Market Sale	AUD 3.97	-519	FPO	519
25-Jul-13	MBL	On Market Sale	AUD 3.98	-442	FPO	442
25-Jul-13	MBL	On Market Sale	AUD 3.98	-336	FPO	336
25-Jul-13	MBL	On Market Sale	AUD 3.98	-303	FPO	303
25-Jul-13	MBL	On Market Sale	AUD 3.94	-287	FPO	287
25-Jul-13	MBL	On Market Sale	AUD 3.98	-157	FPO	157
25-Jul-13	MBL	On Market Sale	AUD 3.93	-137	FPO	137
25-Jul-13	MBL	On Market Sale	AUD 4.04	-94	FPO	94
25-Jul-13	MBL	On Market Sale	AUD 3.91	-61	FPO	61
25-Jul-13	MBL	On Market Sale	AUD 4.04	-23	FPO	23
25-Jul-13	MBL	On Market Sale	AUD 4.00	-13	FPO	13
25-Jul-13	MBL	On Market Sale	AUD 4.04	-1	FPO	1
25-Jul-13	MBL	On Market Purchase	AUD 3.97	51	FPO	51
25-Jul-13	MBL	On Market Purchase	AUD 3.96	75	FPO	75
25-Jul-13	MBL	On Market Purchase	AUD 4.00	127	FPO	127
25-Jul-13	MBL	On Market Purchase	AUD 3.98	127	FPO	127
25-Jul-13	MBL	On Market Purchase	AUD 3.92	145	FPO	145
25-Jul-13	MBL	On Market Purchase	AUD 4.00	145	FPO	145
25-Jul-13	MBL	On Market Purchase	AUD 3.99	253	FPO	253
25-Jul-13	MBL	On Market Purchase	AUD 3.97	276	FPO	276
25-Jul-13	MBL	On Market Purchase	AUD 3.98	290	FPO	290
25-Jul-13	MBL	On Market Purchase	AUD 3.91	290	FPO	290
25-Jul-13	MBL	On Market Purchase	AUD 3.92	362	FPO	362
25-Jul-13	MBL	On Market Purchase	AUD 4.00	435	FPO	435
25-Jul-13	MBL	On Market Purchase	AUD 3.92	440	FPO	440
25-Jul-13	MBL	On Market Purchase	AUD 4.00	608	FPO	608
25-Jul-13	MBL	On Market Purchase	AUD 3.99	907	FPO	907
25-Jul-13	MBL	On Market Purchase	AUD 3.92	2,535	FPO	2,535
25-Jul-13	MBL	On Market Purchase	AUD 3.93	4,953	FPO	4,953
25-Jul-13	MBL	On Market Purchase	AUD 3.94	6,720	FPO	6,720
26-Jul-13	MBL	On Market Sale	AUD 3.95	-1,498	FPO	1,498
26-Jul-13	MBL	On Market Sale	AUD 3.93	-12	FPO	12
26-Jul-13	MBL	On Market Purchase	AUD 3.90	6	FPO	6
26-Jul-13	MBL	On Market Purchase	AUD 3.92	127	FPO	127
26-Jul-13	MBL	On Market Purchase	AUD 3.92	145	FPO	145

Date of change	Person whose relevant interest changed	Nature of change	Consideration	Number of securities affected	Class	Person's votes affected
26-Jul-13	MBL	On Market Purchase	AUD 3.94	145	FPO	145
26-Jul-13	MBL	On Market Purchase	AUD 3.91	254	FPO	254
26-Jul-13	MBL	On Market Purchase	AUD 3.98	454	FPO	454
26-Jul-13	MBL	On Market Purchase	AUD 3.97	5,657	FPO	5,657
29-Jul-13	MBL	On Market Sale	AUD 3.94	-821	FPO	821
29-Jul-13	MBL	On Market Sale	AUD 3.90	-691	FPO	691
29-Jul-13	MBL	On Market Sale	AUD 3.92	-600	FPO	600
29-Jul-13	MBL	On Market Sale	AUD 3.93	-575	FPO	575
29-Jul-13	MBL	On Market Sale	AUD 3.91	-496	FPO	496
29-Jul-13	MBL	On Market Sale	AUD 3.91	-446	FPO	446
29-Jul-13	MBL	On Market Sale	AUD 3.94	-151	FPO	151
29-Jul-13	MBL	On Market Sale	AUD 3.92	-10	FPO	10
29-Jul-13	MBL	On Market Sale	AUD 3.93	-1	FPO	1
29-Jul-13	MBL	On Market Purchase	AUD 3.93	2	FPO	2
29-Jul-13	MBL	On Market Purchase	AUD 3.90	19	FPO	19
29-Jul-13	MBL	On Market Purchase	AUD 3.90	30	FPO	30
29-Jul-13	MBL	On Market Purchase	AUD 3.94	47	FPO	47
29-Jul-13	MBL	On Market Purchase	AUD 3.92	127	FPO	127
29-Jul-13	MBL	On Market Purchase	AUD 3.92	127	FPO	127
29-Jul-13	MBL	On Market Purchase	AUD 3.94	127	FPO	127
29-Jul-13	MBL	On Market Purchase	AUD 3.91	146	FPO	146
29-Jul-13	MBL	On Market Purchase	AUD 3.92	381	FPO	381
29-Jul-13	MBL	On Market Purchase	AUD 3.94	449	FPO	449
29-Jul-13	MBL	On Market Purchase	AUD 3.92	701	FPO	701
29-Jul-13	MBL	On Market Purchase	AUD 3.93	3,320	FPO	3,320
30-Jul-13	MBL	On Market Sale	AUD 3.97	-704	FPO	704
30-Jul-13	MBL	On Market Sale	AUD 3.97	-597	FPO	597
30-Jul-13	MBL	On Market Sale	AUD 3.94	-227	FPO	227
30-Jul-13	MBL	On Market Sale	AUD 3.92	-192	FPO	192
30-Jul-13	MBL	On Market Sale	AUD 3.95	-131	FPO	131
30-Jul-13	MBL	On Market Sale	AUD 3.96	-102	FPO	102
30-Jul-13	MBL	On Market Sale	AUD 3.97	-86	FPO	86
30-Jul-13	MBL	On Market Sale	AUD 3.96	-75	FPO	75
30-Jul-13	MBL	On Market Sale	AUD 3.96	-19	FPO	19
30-Jul-13	MBL	On Market Sale	AUD 3.96	-9	FPO	9
30-Jul-13	MBL	On Market Sale	AUD 3.98	-3	FPO	3
30-Jul-13	MBL	On Market Purchase	AUD 3.97	46	FPO	46
30-Jul-13	MBL	On Market Purchase	AUD 3.97	102	FPO	102
30-Jul-13	MBL	On Market Purchase	AUD 3.97	154	FPO	154
30-Jul-13	MBL	On Market Purchase	AUD 3.94	178	FPO	178
30-Jul-13	MBL	On Market Purchase	AUD 3.95	266	FPO	266
30-Jul-13	MBL	On Market Purchase	AUD 3.96	278	FPO	278
30-Jul-13	MBL	On Market Purchase	AUD 3.92	315	FPO	315
30-Jul-13	MBL	On Market Purchase	AUD 4.00	680	FPO	680
30-Jul-13	MBL	On Market Purchase	AUD 3.92	2,653	FPO	2,653
30-Jul-13	MBL	On Market Purchase	AUD 3.91	4,972	FPO	4,972
31-Jul-13	MBL	On Market Sale	AUD 3.90	-3,140	FPO	3,140
31-Jul-13	MBL	On Market Sale	AUD 3.90	-1,595	FPO	1,595
31-Jul-13	MBL	On Market Sale	AUD 3.90	-1,372	FPO	1,372
31-Jul-13	MBL	On Market Sale	AUD 3.89	-1,184	FPO	1,184
31-Jul-13	MBL	On Market Sale	AUD 3.85	-792	FPO	792
31-Jul-13	MBL	On Market Sale	AUD 3.91	-790	FPO	790
31-Jul-13	MBL	On Market Sale	AUD 3.90	-548	FPO	548
31-Jul-13	MBL	On Market Sale	AUD 3.86	-58	FPO	58
31-Jul-13	MBL	On Market Sale	AUD 3.91	-34	FPO	34
31-Jul-13	MBL	On Market Purchase	AUD 3.90	3	FPO	3
31-Jul-13	MBL	On Market Purchase	AUD 3.85	9	FPO	9
31-Jul-13	MBL	On Market Purchase	AUD 3.86	13	FPO	13
31-Jul-13	MBL	On Market Purchase	AUD 3.91	13	FPO	13
31-Jul-13	MBL	On Market Purchase	AUD 3.87	118	FPO	118
31-Jul-13	MBL	On Market Purchase	AUD 3.85	127	FPO	127
31-Jul-13	MBL	On Market Purchase	AUD 3.90	127	FPO	127
31-Jul-13	MBL	On Market Purchase	AUD 3.89	127	FPO	127
31-Jul-13	MBL	On Market Purchase	AUD 3.85	127	FPO	127
31-Jul-13	MBL	On Market Purchase	AUD 3.91	216	FPO	216
31-Jul-13	MBL	On Market Purchase	AUD 3.85	254	FPO	254
31-Jul-13	MBL	On Market Purchase	AUD 3.87	567	FPO	567
31-Jul-13	MBL	On Market Purchase	AUD 3.85	3,320	FPO	3,320
01-Aug-13	MBL	On Market Sale	AUD 3.90	-3,177	FPO	3,177
01-Aug-13	MBL	On Market Sale	AUD 3.86	-680	FPO	680
01-Aug-13	MBL	On Market Sale	AUD 3.90	-308	FPO	308
01-Aug-13	MBL	On Market Sale	AUD 3.85	-227	FPO	227
01-Aug-13	MBL	On Market Sale	AUD 3.92	-173	FPO	173
01-Aug-13	MBL	On Market Sale	AUD 3.90	-164	FPO	164

Date of change	Person whose relevant interest changed	Nature of change	Consideration	Number of securities affected	Class	Person's votes affected
01-Aug-13	MBL	On Market Sale	AUD 3.93	-88	FPO	88
01-Aug-13	MBL	On Market Sale	AUD 3.92	-72	FPO	72
01-Aug-13	MBL	On Market Sale	AUD 3.90	-57	FPO	57
01-Aug-13	MBL	On Market Sale	AUD 3.91	-51	FPO	51
01-Aug-13	MBL	On Market Purchase	AUD 3.87	1	FPO	1
01-Aug-13	MBL	On Market Purchase	AUD 3.86	3	FPO	3
01-Aug-13	MBL	On Market Purchase	AUD 3.92	76	FPO	76
01-Aug-13	MBL	On Market Purchase	AUD 3.90	184	FPO	184
01-Aug-13	MBL	On Market Purchase	AUD 3.83	399	FPO	399
02-Aug-13	MBL	On Market Sale	AUD 3.97	-647	FPO	647
02-Aug-13	MBL	On Market Purchase	AUD 3.94	9	FPO	9
02-Aug-13	MBL	On Market Purchase	AUD 3.79	32	FPO	32
02-Aug-13	MBL	On Market Purchase	AUD 3.90	36	FPO	36
02-Aug-13	MBL	On Market Purchase	AUD 3.80	222	FPO	222
02-Aug-13	MBL	On Market Purchase	AUD 3.74	525	FPO	525
02-Aug-13	MBL	On Market Purchase	AUD 3.75	1,283	FPO	1,283
05-Aug-13	MBL	On Market Sale	AUD 3.65	-2,266	FPO	2,266
05-Aug-13	MBL	On Market Sale	AUD 3.69	-960	FPO	960
05-Aug-13	MBL	On Market Sale	AUD 3.68	-19	FPO	19
05-Aug-13	MBL	On Market Purchase	AUD 3.67	45	FPO	45
05-Aug-13	MBL	On Market Purchase	AUD 3.66	61	FPO	61
05-Aug-13	MBL	On Market Purchase	AUD 3.66	133	FPO	133
05-Aug-13	MBL	On Market Purchase	AUD 3.76	227	FPO	227
05-Aug-13	MBL	On Market Purchase	AUD 3.66	294	FPO	294
05-Aug-13	MBL	On Market Purchase	AUD 3.67	415	FPO	415
05-Aug-13	MBL	On Market Purchase	AUD 3.67	532	FPO	532
05-Aug-13	MBL	On Market Purchase	AUD 3.70	748	FPO	748
05-Aug-13	MBL	On Market Purchase	AUD 3.65	781	FPO	781
05-Aug-13	MBL	On Market Purchase	AUD 3.66	975	FPO	975
05-Aug-13	MBL	On Market Purchase	AUD 3.67	1,049	FPO	1,049
05-Aug-13	MBL	On Market Purchase	AUD 3.69	1,190	FPO	1,190
05-Aug-13	MBL	On Market Purchase	AUD 3.65	1,274	FPO	1,274
05-Aug-13	MBL	On Market Purchase	AUD 3.67	1,611	FPO	1,611
05-Aug-13	MBL	On Market Purchase	AUD 3.74	1,801	FPO	1,801
05-Aug-13	MBL	On Market Purchase	AUD 3.66	2,187	FPO	2,187
05-Aug-13	MBL	On Market Purchase	AUD 3.71	4,084	FPO	4,084
06-Aug-13	MBL	On Market Sale	AUD 3.71	-5,631	FPO	5,631
06-Aug-13	MBL	On Market Sale	AUD 3.72	-814	FPO	814
06-Aug-13	MBL	On Market Sale	AUD 3.70	-793	FPO	793
06-Aug-13	MBL	On Market Sale	AUD 3.73	-610	FPO	610
06-Aug-13	MBL	On Market Sale	AUD 3.73	-506	FPO	506
06-Aug-13	MBL	On Market Sale	AUD 3.71	-434	FPO	434
06-Aug-13	MBL	On Market Sale	AUD 3.73	-432	FPO	432
06-Aug-13	MBL	On Market Sale	AUD 3.71	-318	FPO	318
06-Aug-13	MBL	On Market Sale	AUD 3.69	-227	FPO	227
06-Aug-13	MBL	On Market Sale	AUD 3.69	-21	FPO	21
06-Aug-13	MBL	On Market Sale	AUD 3.68	-10	FPO	10
06-Aug-13	MBL	On Market Purchase	AUD 3.72	15	FPO	15
06-Aug-13	MBL	On Market Purchase	AUD 3.70	34	FPO	34
06-Aug-13	MBL	On Market Purchase	AUD 3.71	84	FPO	84
06-Aug-13	MBL	On Market Purchase	AUD 3.72	394	FPO	394
06-Aug-13	MBL	On Market Purchase	AUD 3.73	888	FPO	888
06-Aug-13	MBL	On Market Purchase	AUD 3.71	1,634	FPO	1,634
06-Aug-13	MBL	On Market Purchase	AUD 3.70	1,900	FPO	1,900
06-Aug-13	MBL	On Market Purchase	AUD 3.70	2,124	FPO	2,124
06-Aug-13	MBL	On Market Purchase	AUD 3.69	3,712	FPO	3,712
06-Aug-13	MBL	On Market Purchase	AUD 3.70	5,326	FPO	5,326
07-Aug-13	MBL	On Market Sale	AUD 3.61	-1,677	FPO	1,677
07-Aug-13	MBL	On Market Sale	AUD 3.61	-1,676	FPO	1,676
07-Aug-13	MBL	On Market Sale	AUD 3.61	-1,570	FPO	1,570
07-Aug-13	MBL	On Market Sale	AUD 3.67	-856	FPO	856
07-Aug-13	MBL	On Market Sale	AUD 3.62	-744	FPO	744
07-Aug-13	MBL	On Market Sale	AUD 3.66	-199	FPO	199
07-Aug-13	MBL	On Market Sale	AUD 3.62	-183	FPO	183
07-Aug-13	MBL	On Market Sale	AUD 3.73	-97	FPO	97
07-Aug-13	MBL	On Market Sale	AUD 3.68	-48	FPO	48
07-Aug-13	MBL	On Market Sale	AUD 3.68	-10	FPO	10
07-Aug-13	MBL	On Market Sale	AUD 3.70	-7	FPO	7
07-Aug-13	MBL	On Market Sale	AUD 3.62	-1	FPO	1
07-Aug-13	MBL	On Market Purchase	AUD 3.72	11	FPO	11
07-Aug-13	MBL	On Market Purchase	AUD 3.70	25	FPO	25
07-Aug-13	MBL	On Market Purchase	AUD 3.69	38	FPO	38
07-Aug-13	MBL	On Market Purchase	AUD 3.60	157	FPO	157
07-Aug-13	MBL	On Market Purchase	AUD 3.63	195	FPO	195

Date of change	Person whose relevant interest changed	Nature of change	Consideration	Number of securities affected	Class	Person's votes affected
07-Aug-13	MBL	On Market Purchase	AUD 3.62	226	FPO	226
07-Aug-13	MBL	On Market Purchase	AUD 3.62	807	FPO	807
07-Aug-13	MBL	On Market Purchase	AUD 3.60	1,437	FPO	1,437
07-Aug-13	MBL	On Market Purchase	AUD 3.67	1,448	FPO	1,448
07-Aug-13	MBL	On Market Purchase	AUD 3.66	1,587	FPO	1,587
07-Aug-13	MBL	On Market Purchase	AUD 3.65	2,445	FPO	2,445
07-Aug-13	MBL	On Market Purchase	AUD 3.69	3,299	FPO	3,299
08-Aug-13	MBL	On Market Sale	AUD 3.67	-2,048	FPO	2,048
08-Aug-13	MBL	On Market Sale	AUD 3.65	-127	FPO	127
08-Aug-13	MBL	On Market Sale	AUD 3.63	-11	FPO	11
08-Aug-13	MBL	On Market Purchase	AUD 3.62	18	FPO	18
08-Aug-13	MBL	On Market Purchase	AUD 3.60	1,570	FPO	1,570
08-Aug-13	MBL	On Market Purchase	AUD 3.67	5,536	FPO	5,536
09-Aug-13	MBL	On Market Sale	AUD 3.59	-16,343	FPO	16,343
09-Aug-13	MBL	On Market Sale	AUD 3.59	-2,800	FPO	2,800
09-Aug-13	MBL	On Market Sale	AUD 3.67	-1,487	FPO	1,487
09-Aug-13	MBL	On Market Sale	AUD 3.64	-1,300	FPO	1,300
09-Aug-13	MBL	On Market Sale	AUD 3.64	-1,156	FPO	1,156
09-Aug-13	MBL	On Market Sale	AUD 3.61	-1,156	FPO	1,156
09-Aug-13	MBL	On Market Sale	AUD 3.62	-842	FPO	842
09-Aug-13	MBL	On Market Sale	AUD 3.63	-605	FPO	605
09-Aug-13	MBL	On Market Sale	AUD 3.64	-600	FPO	600
09-Aug-13	MBL	On Market Sale	AUD 3.61	-453	FPO	453
09-Aug-13	MBL	On Market Sale	AUD 3.64	-367	FPO	367
09-Aug-13	MBL	On Market Sale	AUD 3.65	-100	FPO	100
09-Aug-13	MBL	On Market Sale	AUD 3.67	-89	FPO	89
09-Aug-13	MBL	On Market Sale	AUD 3.65	-32	FPO	32
09-Aug-13	MBL	On Market Purchase	AUD 3.60	10	FPO	10
09-Aug-13	MBL	On Market Purchase	AUD 3.62	36	FPO	36
09-Aug-13	MBL	On Market Purchase	AUD 3.64	220	FPO	220
09-Aug-13	MBL	On Market Purchase	AUD 3.65	230	FPO	230
09-Aug-13	MBL	On Market Purchase	AUD 3.66	702	FPO	702
09-Aug-13	MBL	On Market Purchase	AUD 3.66	883	FPO	883
09-Aug-13	MBL	On Market Purchase	AUD 3.62	2,526	FPO	2,526
09-Aug-13	MBL	On Market Purchase	AUD 3.59	3,075	FPO	3,075
12-Aug-13	MBL	On Market Sale	AUD 3.73	-2,378	FPO	2,378
12-Aug-13	MBL	On Market Sale	AUD 3.65	-1,500	FPO	1,500
12-Aug-13	MBL	On Market Sale	AUD 3.73	-1,024	FPO	1,024
12-Aug-13	MBL	On Market Sale	AUD 3.72	-1,000	FPO	1,000
12-Aug-13	MBL	On Market Sale	AUD 3.73	-953	FPO	953
12-Aug-13	MBL	On Market Sale	AUD 3.71	-905	FPO	905
12-Aug-13	MBL	On Market Sale	AUD 3.72	-879	FPO	879
12-Aug-13	MBL	On Market Sale	AUD 3.69	-878	FPO	878
12-Aug-13	MBL	On Market Sale	AUD 3.71	-838	FPO	838
12-Aug-13	MBL	On Market Sale	AUD 3.71	-678	FPO	678
12-Aug-13	MBL	On Market Sale	AUD 3.72	-465	FPO	465
12-Aug-13	MBL	On Market Sale	AUD 3.62	-226	FPO	226
12-Aug-13	MBL	On Market Sale	AUD 3.72	-193	FPO	193
12-Aug-13	MBL	On Market Sale	AUD 3.72	-178	FPO	178
12-Aug-13	MBL	On Market Sale	AUD 3.71	-127	FPO	127
12-Aug-13	MBL	On Market Sale	AUD 3.72	-102	FPO	102
12-Aug-13	MBL	On Market Sale	AUD 3.72	-99	FPO	99
12-Aug-13	MBL	On Market Sale	AUD 3.72	-37	FPO	37
12-Aug-13	MBL	On Market Purchase	AUD 3.67	31	FPO	31
12-Aug-13	MBL	On Market Purchase	AUD 3.72	195	FPO	195
12-Aug-13	MBL	On Market Purchase	AUD 3.72	1,702	FPO	1,702
13-Aug-13	MBL	On Market Sale	AUD 3.66	-4,735	FPO	4,735
13-Aug-13	MBL	On Market Sale	AUD 3.69	-691	FPO	691
13-Aug-13	MBL	On Market Sale	AUD 3.70	-494	FPO	494
13-Aug-13	MBL	On Market Sale	AUD 3.68	-127	FPO	127
13-Aug-13	MBL	On Market Sale	AUD 3.65	-63	FPO	63
13-Aug-13	MBL	On Market Sale	AUD 3.65	-16	FPO	16
13-Aug-13	MBL	On Market Sale	AUD 3.68	-12	FPO	12
13-Aug-13	MBL	On Market Sale	AUD 3.67	-7	FPO	7
13-Aug-13	MBL	On Market Purchase	AUD 3.64	18	FPO	18
13-Aug-13	MBL	On Market Purchase	AUD 3.65	56	FPO	56
13-Aug-13	MBL	On Market Purchase	AUD 3.66	86	FPO	86
13-Aug-13	MBL	On Market Purchase	AUD 3.69	127	FPO	127
13-Aug-13	MBL	On Market Purchase	AUD 3.68	127	FPO	127
13-Aug-13	MBL	On Market Purchase	AUD 3.66	137	FPO	137
13-Aug-13	MBL	On Market Purchase	AUD 3.67	165	FPO	165
13-Aug-13	MBL	On Market Purchase	AUD 3.69	290	FPO	290
13-Aug-13	MBL	On Market Purchase	AUD 3.69	327	FPO	327
13-Aug-13	MBL	On Market Purchase	AUD 3.70	364	FPO	364

Date of change	Person whose relevant interest changed	Nature of change	Consideration	Number of securities affected	Class	Person's votes affected
13-Aug-13	MBL	On Market Purchase	AUD 3.65	472	FPO	472
13-Aug-13	MBL	On Market Purchase	AUD 3.69	694	FPO	694
13-Aug-13	MBL	On Market Purchase	AUD 3.66	764	FPO	764
13-Aug-13	MBL	On Market Purchase	AUD 3.66	1,432	FPO	1,432
13-Aug-13	MBL	On Market Purchase	AUD 3.69	2,230	FPO	2,230
13-Aug-13	MBL	On Market Purchase	AUD 3.70	2,626	FPO	2,626
14-Aug-13	MBL	On Market Sale	AUD 3.63	-6,163	FPO	6,163
14-Aug-13	MBL	On Market Sale	AUD 3.70	-901	FPO	901
14-Aug-13	MBL	On Market Sale	AUD 3.70	-900	FPO	900
14-Aug-13	MBL	On Market Sale	AUD 3.70	-503	FPO	503
14-Aug-13	MBL	On Market Sale	AUD 3.70	-502	FPO	502
14-Aug-13	MBL	On Market Sale	AUD 3.65	-230	FPO	230
14-Aug-13	MBL	On Market Sale	AUD 3.64	-215	FPO	215
14-Aug-13	MBL	On Market Sale	AUD 3.70	-122	FPO	122
14-Aug-13	MBL	On Market Purchase	AUD 3.64	25	FPO	25
14-Aug-13	MBL	On Market Purchase	AUD 3.61	144	FPO	144
14-Aug-13	MBL	On Market Purchase	AUD 3.64	491	FPO	491
14-Aug-13	MBL	On Market Purchase	AUD 3.66	579	FPO	579
14-Aug-13	MBL	On Market Purchase	AUD 3.64	3,554	FPO	3,554
14-Aug-13	MBL	On Market Purchase	AUD 3.63	4,927	FPO	4,927
14-Aug-13	MBL	On Market Purchase	AUD 3.62	6,378	FPO	6,378
15-Aug-13	MBL	On Market Sale	AUD 3.65	-7,243	FPO	7,243
15-Aug-13	MBL	On Market Sale	AUD 3.60	-6,611	FPO	6,611
15-Aug-13	MBL	On Market Sale	AUD 3.60	-770	FPO	770
15-Aug-13	MBL	On Market Sale	AUD 3.59	-764	FPO	764
15-Aug-13	MBL	On Market Sale	AUD 3.59	-368	FPO	368
15-Aug-13	MBL	On Market Sale	AUD 3.59	-264	FPO	264
15-Aug-13	MBL	On Market Sale	AUD 3.60	-33	FPO	33
15-Aug-13	MBL	On Market Sale	AUD 3.59	-3	FPO	3
15-Aug-13	MBL	On Market Purchase	AUD 3.59	1	FPO	1
15-Aug-13	MBL	On Market Purchase	AUD 3.59	1	FPO	1
15-Aug-13	MBL	On Market Purchase	AUD 3.59	2	FPO	2
15-Aug-13	MBL	On Market Purchase	AUD 3.59	94	FPO	94
15-Aug-13	MBL	On Market Purchase	AUD 3.59	214	FPO	214
15-Aug-13	MBL	On Market Purchase	AUD 3.62	247	FPO	247
15-Aug-13	MBL	On Market Purchase	AUD 3.59	1,040	FPO	1,040
15-Aug-13	MBL	On Market Purchase	AUD 3.59	1,400	FPO	1,400
15-Aug-13	MBL	On Market Purchase	AUD 3.60	2,239	FPO	2,239
15-Aug-13	MBL	On Market Purchase	AUD 3.60	3,510	FPO	3,510
15-Aug-13	MBL	On Market Purchase	AUD 3.60	3,724	FPO	3,724
15-Aug-13	MBL	On Market Purchase	AUD 3.61	6,611	FPO	6,611
16-Aug-13	MBL	On Market Sale	AUD 3.60	-2,300	FPO	2,300
16-Aug-13	MBL	On Market Sale	AUD 3.62	-1,654	FPO	1,654
16-Aug-13	MBL	On Market Sale	AUD 3.60	-1,380	FPO	1,380
16-Aug-13	MBL	On Market Sale	AUD 3.62	-900	FPO	900
16-Aug-13	MBL	On Market Sale	AUD 3.60	-800	FPO	800
16-Aug-13	MBL	On Market Sale	AUD 3.57	-547	FPO	547
16-Aug-13	MBL	On Market Sale	AUD 3.62	-346	FPO	346
16-Aug-13	MBL	On Market Sale	AUD 3.61	-300	FPO	300
16-Aug-13	MBL	On Market Sale	AUD 3.58	-15	FPO	15
16-Aug-13	MBL	On Market Sale	AUD 3.59	-7	FPO	7
16-Aug-13	MBL	On Market Purchase	AUD 3.57	226	FPO	226
16-Aug-13	MBL	On Market Purchase	AUD 3.55	270	FPO	270
19-Aug-13	MBL	On Market Sale	AUD 3.61	-792	FPO	792
19-Aug-13	MBL	On Market Sale	AUD 3.62	-776	FPO	776
19-Aug-13	MBL	On Market Sale	AUD 3.62	-302	FPO	302
19-Aug-13	MBL	On Market Sale	AUD 3.64	-94	FPO	94
19-Aug-13	MBL	On Market Sale	AUD 3.63	-76	FPO	76
19-Aug-13	MBL	On Market Sale	AUD 3.63	-3	FPO	3
19-Aug-13	MBL	On Market Purchase	AUD 3.62	6	FPO	6
19-Aug-13	MBL	On Market Purchase	AUD 3.61	12	FPO	12
19-Aug-13	MBL	On Market Purchase	AUD 3.63	21	FPO	21
19-Aug-13	MBL	On Market Purchase	AUD 3.63	73	FPO	73
19-Aug-13	MBL	On Market Purchase	AUD 3.61	302	FPO	302
20-Aug-13	MBL	On Market Sale	AUD 3.55	-1,934	FPO	1,934
20-Aug-13	MBL	On Market Sale	AUD 3.60	-792	FPO	792
20-Aug-13	MBL	On Market Sale	AUD 3.61	-452	FPO	452
20-Aug-13	MBL	On Market Sale	AUD 3.59	-217	FPO	217
20-Aug-13	MBL	On Market Sale	AUD 3.56	-211	FPO	211
20-Aug-13	MBL	On Market Sale	AUD 3.59	-199	FPO	199
20-Aug-13	MBL	On Market Purchase	AUD 3.61	4	FPO	4
20-Aug-13	MBL	On Market Purchase	AUD 3.56	5	FPO	5
20-Aug-13	MBL	On Market Purchase	AUD 3.55	11	FPO	11
20-Aug-13	MBL	On Market Purchase	AUD 3.54	203	FPO	203

Date of change	Person whose relevant interest changed	Nature of change	Consideration	Number of securities affected	Class	Person's votes affected
20-Aug-13	MBL	On Market Purchase	AUD 3.56	300	FPO	300
20-Aug-13	MBL	On Market Purchase	AUD 3.60	378	FPO	378
20-Aug-13	MBL	On Market Purchase	AUD 3.58	641	FPO	641
20-Aug-13	MBL	On Market Purchase	AUD 3.54	1,350	FPO	1,350
21-Aug-13	MBL	On Market Sale	AUD 3.61	-1,593	FPO	1,593
21-Aug-13	MBL	On Market Sale	AUD 3.60	-1,224	FPO	1,224
21-Aug-13	MBL	On Market Sale	AUD 3.60	-968	FPO	968
21-Aug-13	MBL	On Market Sale	AUD 3.60	-960	FPO	960
21-Aug-13	MBL	On Market Sale	AUD 3.61	-565	FPO	565
21-Aug-13	MBL	On Market Sale	AUD 3.60	-300	FPO	300
21-Aug-13	MBL	On Market Sale	AUD 3.60	-6	FPO	6
21-Aug-13	MBL	On Market Sale	AUD 3.60	-6	FPO	6
21-Aug-13	MBL	On Market Purchase	AUD 3.61	226	FPO	226
21-Aug-13	MBL	On Market Purchase	AUD 3.60	1,593	FPO	1,593
22-Aug-13	MBL	On Market Sale	AUD 3.57	-909	FPO	909
22-Aug-13	MBL	On Market Sale	AUD 3.55	-792	FPO	792
22-Aug-13	MBL	On Market Sale	AUD 3.55	-145	FPO	145
22-Aug-13	MBL	On Market Sale	AUD 3.57	-145	FPO	145
22-Aug-13	MBL	On Market Sale	AUD 3.58	-31	FPO	31
23-Aug-13	MBL	On Market Sale	AUD 3.63	-2,892	FPO	2,892
23-Aug-13	MBL	On Market Sale	AUD 3.63	-1,795	FPO	1,795
23-Aug-13	MBL	On Market Sale	AUD 3.65	-1,561	FPO	1,561
23-Aug-13	MBL	On Market Sale	AUD 3.57	-113	FPO	113
23-Aug-13	MBL	On Market Sale	AUD 3.57	-90	FPO	90
23-Aug-13	MBL	On Market Purchase	AUD 3.61	1	FPO	1
23-Aug-13	MBL	On Market Purchase	AUD 3.55	26	FPO	26
23-Aug-13	MBL	On Market Purchase	AUD 3.55	144	FPO	144
23-Aug-13	MBL	On Market Purchase	AUD 3.63	542	FPO	542
23-Aug-13	MBL	On Market Purchase	AUD 3.64	3,356	FPO	3,356
26-Aug-13	MBL	On Market Sale	AUD 3.63	-3,158	FPO	3,158
26-Aug-13	MBL	On Market Sale	AUD 3.63	-1,230	FPO	1,230
26-Aug-13	MBL	On Market Sale	AUD 3.62	-127	FPO	127
26-Aug-13	MBL	On Market Sale	AUD 3.62	-86	FPO	86
26-Aug-13	MBL	On Market Sale	AUD 3.62	-1	FPO	1
26-Aug-13	MBL	On Market Purchase	AUD 3.62	93	FPO	93
26-Aug-13	MBL	On Market Purchase	AUD 3.65	153	FPO	153
26-Aug-13	MBL	On Market Purchase	AUD 3.61	250	FPO	250
26-Aug-13	MBL	On Market Purchase	AUD 3.62	608	FPO	608
26-Aug-13	MBL	On Market Purchase	AUD 3.63	615	FPO	615
26-Aug-13	MBL	On Market Purchase	AUD 3.62	3,158	FPO	3,158
27-Aug-13	MBL	On Market Sale	AUD 3.69	-6,288	FPO	6,288
27-Aug-13	MBL	On Market Sale	AUD 3.69	-2,391	FPO	2,391
27-Aug-13	MBL	On Market Sale	AUD 3.73	-2,185	FPO	2,185
27-Aug-13	MBL	On Market Sale	AUD 3.65	-1,700	FPO	1,700
27-Aug-13	MBL	On Market Sale	AUD 3.70	-1,645	FPO	1,645
27-Aug-13	MBL	On Market Sale	AUD 3.70	-1,060	FPO	1,060
27-Aug-13	MBL	On Market Sale	AUD 3.70	-800	FPO	800
27-Aug-13	MBL	On Market Sale	AUD 3.62	-600	FPO	600
27-Aug-13	MBL	On Market Sale	AUD 3.71	-248	FPO	248
27-Aug-13	MBL	On Market Sale	AUD 3.68	-226	FPO	226
27-Aug-13	MBL	On Market Sale	AUD 3.73	-200	FPO	200
27-Aug-13	MBL	On Market Sale	AUD 3.69	-84	FPO	84
27-Aug-13	MBL	On Market Purchase	AUD 3.70	170	FPO	170
27-Aug-13	MBL	On Market Purchase	AUD 3.71	400	FPO	400
27-Aug-13	MBL	On Market Purchase	AUD 3.66	415	FPO	415
27-Aug-13	MBL	On Market Purchase	AUD 3.72	501	FPO	501
27-Aug-13	MBL	On Market Purchase	AUD 3.73	6,288	FPO	6,288
28-Aug-13	MBL	On Market Sale	AUD 3.63	-3,436	FPO	3,436
28-Aug-13	MBL	On Market Sale	AUD 3.64	-1,733	FPO	1,733
28-Aug-13	MBL	On Market Sale	AUD 3.65	-1,375	FPO	1,375
28-Aug-13	MBL	On Market Sale	AUD 3.68	-894	FPO	894
28-Aug-13	MBL	On Market Sale	AUD 3.68	-818	FPO	818
28-Aug-13	MBL	On Market Sale	AUD 3.64	-620	FPO	620
28-Aug-13	MBL	On Market Sale	AUD 3.63	-565	FPO	565
28-Aug-13	MBL	On Market Sale	AUD 3.68	-406	FPO	406
28-Aug-13	MBL	On Market Sale	AUD 3.66	-400	FPO	400
28-Aug-13	MBL	On Market Sale	AUD 3.64	-272	FPO	272
28-Aug-13	MBL	On Market Sale	AUD 3.67	-246	FPO	246
28-Aug-13	MBL	On Market Sale	AUD 3.64	-120	FPO	120
28-Aug-13	MBL	On Market Sale	AUD 3.67	-12	FPO	12
28-Aug-13	MBL	On Market Purchase	AUD 3.64	26	FPO	26
28-Aug-13	MBL	On Market Purchase	AUD 3.67	100	FPO	100
28-Aug-13	MBL	On Market Purchase	AUD 3.64	264	FPO	264
28-Aug-13	MBL	On Market Purchase	AUD 3.67	1,500	FPO	1,500

Date of change	Person whose relevant interest changed	Nature of change	Consideration	Number of securities affected	Class	Person's votes affected
28-Aug-13	MBL	On Market Purchase	AUD 3.63	1,733	FPO	1,733
28-Aug-13	MBL	On Market Purchase	AUD 3.63	4,056	FPO	4,056
29-Aug-13	MBL	On Market Sale	AUD 3.59	-729	FPO	729
29-Aug-13	MBL	On Market Sale	AUD 3.58	-631	FPO	631
29-Aug-13	MBL	On Market Sale	AUD 3.61	-472	FPO	472
29-Aug-13	MBL	On Market Sale	AUD 3.58	-412	FPO	412
29-Aug-13	MBL	On Market Sale	AUD 3.58	-381	FPO	381
29-Aug-13	MBL	On Market Sale	AUD 3.62	-127	FPO	127
29-Aug-13	MBL	On Market Sale	AUD 3.58	-82	FPO	82
29-Aug-13	MBL	On Market Sale	AUD 3.58	-38	FPO	38
29-Aug-13	MBL	On Market Sale	AUD 3.58	-20	FPO	20
29-Aug-13	MBL	On Market Purchase	AUD 3.58	1	FPO	1
29-Aug-13	MBL	On Market Purchase	AUD 3.61	112	FPO	112
29-Aug-13	MBL	On Market Purchase	AUD 3.58	164	FPO	164
29-Aug-13	MBL	On Market Purchase	AUD 3.58	165	FPO	165
29-Aug-13	MBL	On Market Purchase	AUD 3.58	214	FPO	214
29-Aug-13	MBL	On Market Purchase	AUD 3.59	228	FPO	228
29-Aug-13	MBL	On Market Purchase	AUD 3.58	1,039	FPO	1,039
29-Aug-13	MBL	On Market Purchase	AUD 3.63	2,170	FPO	2,170
30-Aug-13	MBL	On Market Sale	AUD 3.48	-5,240	FPO	5,240
30-Aug-13	MBL	On Market Sale	AUD 3.48	-3,142	FPO	3,142
30-Aug-13	MBL	On Market Sale	AUD 3.51	-1,613	FPO	1,613
30-Aug-13	MBL	On Market Sale	AUD 3.56	-226	FPO	226
30-Aug-13	MBL	On Market Sale	AUD 3.58	-52	FPO	52
30-Aug-13	MBL	On Market Sale	AUD 3.52	-32	FPO	32
30-Aug-13	MBL	On Market Sale	AUD 3.59	-24	FPO	24
30-Aug-13	MBL	On Market Sale	AUD 3.58	-12	FPO	12
30-Aug-13	MBL	On Market Sale	AUD 3.57	-10	FPO	10
30-Aug-13	MBL	On Market Sale	AUD 3.51	-2	FPO	2
30-Aug-13	MBL	On Market Purchase	AUD 3.58	82	FPO	82
30-Aug-13	MBL	On Market Purchase	AUD 3.58	94	FPO	94
30-Aug-13	MBL	On Market Purchase	AUD 3.55	200	FPO	200
30-Aug-13	MBL	On Market Purchase	AUD 3.58	235	FPO	235
30-Aug-13	MBL	On Market Purchase	AUD 3.51	273	FPO	273
30-Aug-13	MBL	On Market Purchase	AUD 3.53	3,105	FPO	3,105
30-Aug-13	MBL	On Market Purchase	AUD 3.52	4,700	FPO	4,700
30-Aug-13	MBL	On Market Purchase	AUD 3.49	6,853	FPO	6,853
30-Aug-13	MBL	On Market Purchase	AUD 3.50	6,977	FPO	6,977
30-Aug-13	MBL	On Market Purchase	AUD 3.55	8,786	FPO	8,786
02-Sep-13	MBL	On Market Sale	AUD 3.56	-760	FPO	760
02-Sep-13	MBL	On Market Sale	AUD 3.49	-400	FPO	400
02-Sep-13	MBL	On Market Sale	AUD 3.56	-208	FPO	208
02-Sep-13	MBL	On Market Sale	AUD 3.48	-12	FPO	12
02-Sep-13	MBL	On Market Purchase	AUD 3.59	99	FPO	99
02-Sep-13	MBL	On Market Purchase	AUD 3.56	109	FPO	109
02-Sep-13	MBL	On Market Purchase	AUD 3.50	226	FPO	226
02-Sep-13	MBL	On Market Purchase	AUD 3.52	579	FPO	579
02-Sep-13	MBL	On Market Purchase	AUD 3.54	13,691	FPO	13,691
03-Sep-13	MBL	On Market Sale	AUD 3.62	-3,221	FPO	3,221
03-Sep-13	MBL	On Market Sale	AUD 3.55	-2,528	FPO	2,528
03-Sep-13	MBL	On Market Sale	AUD 3.53	-1,309	FPO	1,309
03-Sep-13	MBL	On Market Sale	AUD 3.58	-1,279	FPO	1,279
03-Sep-13	MBL	On Market Sale	AUD 3.64	-1,000	FPO	1,000
03-Sep-13	MBL	On Market Sale	AUD 3.57	-500	FPO	500
03-Sep-13	MBL	On Market Sale	AUD 3.52	-127	FPO	127
03-Sep-13	MBL	On Market Sale	AUD 3.55	-127	FPO	127
03-Sep-13	MBL	On Market Sale	AUD 3.62	-127	FPO	127
03-Sep-13	MBL	On Market Sale	AUD 3.61	-127	FPO	127
03-Sep-13	MBL	On Market Sale	AUD 3.52	-100	FPO	100
04-Sep-13	MBL	On Market Sale	AUD 3.60	-5,837	FPO	5,837
04-Sep-13	MBL	On Market Sale	AUD 3.61	-127	FPO	127
04-Sep-13	MBL	On Market Sale	AUD 3.61	-127	FPO	127
04-Sep-13	MBL	On Market Sale	AUD 3.59	-127	FPO	127
04-Sep-13	MBL	On Market Sale	AUD 3.64	-124	FPO	124
04-Sep-13	MBL	On Market Purchase	AUD 3.64	-99	FPO	99
04-Sep-13	MBL	On Market Purchase	AUD 3.61	1,384	FPO	1,384
05-Sep-13	MBL	On Market Sale	AUD 3.56	-3,000	FPO	3,000
05-Sep-13	MBL	On Market Sale	AUD 3.59	-452	FPO	452
05-Sep-13	MBL	On Market Sale	AUD 3.56	-127	FPO	127
05-Sep-13	MBL	On Market Sale	AUD 3.54	-127	FPO	127
05-Sep-13	MBL	On Market Sale	AUD 3.57	-75	FPO	75
05-Sep-13	MBL	On Market Sale	AUD 3.63	-32	FPO	32
05-Sep-13	MBL	On Market Sale	AUD 3.58	-28	FPO	28
05-Sep-13	MBL	On Market Purchase	AUD 3.58	10	FPO	10

Date of change	Person whose relevant interest changed	Nature of change	Consideration	Number of securities affected	Class	Person's votes affected
05-Sep-13	MBL	On Market Purchase	AUD 3.57	124	FPO	124
05-Sep-13	MBL	On Market Purchase	AUD 3.56	556	FPO	556
05-Sep-13	MBL	On Market Purchase	AUD 3.61	911	FPO	911
05-Sep-13	MBL	On Market Purchase	AUD 3.56	2,159	FPO	2,159
06-Sep-13	MBL	On Market Sale	AUD 3.58	-7,260	FPO	7,260
06-Sep-13	MBL	On Market Sale	AUD 3.62	-2,559	FPO	2,559
06-Sep-13	MBL	On Market Sale	AUD 3.55	-500	FPO	500
06-Sep-13	MBL	On Market Sale	AUD 3.59	-254	FPO	254
06-Sep-13	MBL	On Market Sale	AUD 3.59	-127	FPO	127
06-Sep-13	MBL	On Market Sale	AUD 3.54	-127	FPO	127
06-Sep-13	MBL	On Market Sale	AUD 3.59	-127	FPO	127
06-Sep-13	MBL	On Market Sale	AUD 3.53	-127	FPO	127
06-Sep-13	MBL	On Market Sale	AUD 3.54	-13	FPO	13
06-Sep-13	MBL	On Market Sale	AUD 3.62	-1	FPO	1
09-Sep-13	MBL	On Market Sale	AUD 3.60	-1,672	FPO	1,672
09-Sep-13	MBL	On Market Sale	AUD 3.60	-1,561	FPO	1,561
09-Sep-13	MBL	On Market Sale	AUD 3.60	-1,256	FPO	1,256
09-Sep-13	MBL	On Market Purchase	AUD 3.63	226	FPO	226
09-Sep-13	MBL	On Market Purchase	AUD 3.60	1,300	FPO	1,300
09-Sep-13	MBL	On Market Purchase	AUD 3.60	2,900	FPO	2,900
09-Sep-13	MBL	On Market Purchase	AUD 3.60	4,308	FPO	4,308
09-Sep-13	MBL	On Market Purchase	AUD 3.60	6,064	FPO	6,064
09-Sep-13	MBL	On Market Purchase	AUD 3.60	6,340	FPO	6,340
10-Sep-13	MBL	On Market Sale	AUD 3.65	-700	FPO	700
10-Sep-13	MBL	On Market Purchase	AUD 3.64	1,920	FPO	1,920
11-Sep-13	MBL	On Market Sale	AUD 3.62	-745	FPO	745
11-Sep-13	MBL	On Market Sale	AUD 3.63	-704	FPO	704
11-Sep-13	MBL	On Market Sale	AUD 3.62	-520	FPO	520
11-Sep-13	MBL	On Market Sale	AUD 3.62	-507	FPO	507
11-Sep-13	MBL	On Market Sale	AUD 3.60	-415	FPO	415
11-Sep-13	MBL	On Market Sale	AUD 3.61	-297	FPO	297
11-Sep-13	MBL	On Market Sale	AUD 3.62	-296	FPO	296
11-Sep-13	MBL	On Market Sale	AUD 3.64	-182	FPO	182
11-Sep-13	MBL	On Market Purchase	AUD 3.63	42	FPO	42
11-Sep-13	MBL	On Market Purchase	AUD 3.59	75	FPO	75
11-Sep-13	MBL	On Market Purchase	AUD 3.65	452	FPO	452
11-Sep-13	MBL	On Market Purchase	AUD 3.62	5,249	FPO	5,249
12-Sep-13	MBL	On Market Sale	AUD 3.55	-15,045	FPO	15,045
12-Sep-13	MBL	On Market Sale	AUD 3.55	-1,697	FPO	1,697
12-Sep-13	MBL	On Market Sale	AUD 3.56	-1,300	FPO	1,300
12-Sep-13	MBL	On Market Sale	AUD 3.61	-452	FPO	452
12-Sep-13	MBL	On Market Sale	AUD 3.54	-400	FPO	400
12-Sep-13	MBL	On Market Sale	AUD 3.56	-126	FPO	126
12-Sep-13	MBL	On Market Sale	AUD 3.56	-100	FPO	100
12-Sep-13	MBL	On Market Purchase	AUD 3.60	8	FPO	8
12-Sep-13	MBL	On Market Purchase	AUD 3.55	126	FPO	126
12-Sep-13	MBL	On Market Purchase	AUD 3.55	4,482	FPO	4,482
12-Sep-13	MBL	On Market Purchase	AUD 3.55	5,314	FPO	5,314
12-Sep-13	MBL	On Market Purchase	AUD 3.55	15,045	FPO	15,045
13-Sep-13	MBL	On Market Sale	AUD 3.84	-3,255	FPO	3,255
13-Sep-13	MBL	On Market Sale	AUD 3.55	-3,026	FPO	3,026
13-Sep-13	MBL	On Market Sale	AUD 3.55	-1,395	FPO	1,395
13-Sep-13	MBL	On Market Sale	AUD 3.55	-1,197	FPO	1,197
13-Sep-13	MBL	On Market Sale	AUD 3.55	-1,069	FPO	1,069
13-Sep-13	MBL	On Market Sale	AUD 3.55	-535	FPO	535
13-Sep-13	MBL	On Market Sale	AUD 3.53	-452	FPO	452
13-Sep-13	MBL	On Market Sale	AUD 3.55	-205	FPO	205
13-Sep-13	MBL	On Market Sale	AUD 3.56	-172	FPO	172
13-Sep-13	MBL	On Market Sale	AUD 3.55	-150	FPO	150
13-Sep-13	MBL	On Market Sale	AUD 3.56	-100	FPO	100
13-Sep-13	MBL	On Market Sale	AUD 3.55	-73	FPO	73
13-Sep-13	MBL	On Market Sale	AUD 3.56	-69	FPO	69
13-Sep-13	MBL	On Market Sale	AUD 3.56	-59	FPO	59
13-Sep-13	MBL	On Market Sale	AUD 3.56	-6	FPO	6
13-Sep-13	MBL	On Market Sale	AUD 3.55	-3	FPO	3
13-Sep-13	MBL	On Market Purchase	AUD 3.84	3,255	FPO	3,255
16-Sep-13	MBL	On Market Purchase	AUD 3.58	452	FPO	452
16-Sep-13	MBL	On Market Purchase	AUD 3.57	2,371	FPO	2,371
17-Sep-13	MBL	On Market Sale	AUD 3.68	-2,312	FPO	2,312
17-Sep-13	MBL	On Market Sale	AUD 3.71	-1,400	FPO	1,400
17-Sep-13	MBL	On Market Sale	AUD 3.60	-920	FPO	920
17-Sep-13	MBL	On Market Sale	AUD 3.63	-226	FPO	226
17-Sep-13	MBL	On Market Sale	AUD 3.67	-167	FPO	167
17-Sep-13	MBL	On Market Purchase	AUD 3.68	226	FPO	226

Date of change	Person whose relevant interest changed	Nature of change	Consideration	Number of securities affected	Class	Person's votes affected
17-Sep-13	MBL	On Market Purchase	AUD 3.69	243	FPO	243
17-Sep-13	MBL	On Market Purchase	AUD 3.69	268	FPO	268
17-Sep-13	MBL	On Market Purchase	AUD 3.61	1,209	FPO	1,209
17-Sep-13	MBL	On Market Purchase	AUD 3.68	1,308	FPO	1,308
17-Sep-13	MBL	On Market Purchase	AUD 3.62	1,630	FPO	1,630
17-Sep-13	MBL	On Market Purchase	AUD 3.61	1,775	FPO	1,775
17-Sep-13	MBL	On Market Purchase	AUD 3.69	1,877	FPO	1,877
17-Sep-13	MBL	On Market Purchase	AUD 3.69	2,145	FPO	2,145
17-Sep-13	MBL	On Market Purchase	AUD 3.63	57,984	FPO	57,984
17-Sep-13	MBL	On Market Purchase	AUD 3.71	114,398	FPO	114,398
17-Sep-13	MBL	On Market Purchase	AUD 3.61	124,843	FPO	124,843
18-Sep-13	MBL	On Market Sale	AUD 3.72	-6,075	FPO	6,075
18-Sep-13	MBL	On Market Sale	AUD 3.72	-1,603	FPO	1,603
18-Sep-13	MBL	On Market Sale	AUD 3.73	-102	FPO	102
18-Sep-13	MBL	On Market Sale	AUD 3.72	-16	FPO	16
18-Sep-13	MBL	On Market Sale	AUD 3.73	-7	FPO	7
18-Sep-13	MBL	On Market Purchase	AUD 3.69	1	FPO	1
18-Sep-13	MBL	On Market Purchase	AUD 3.71	1	FPO	1
18-Sep-13	MBL	On Market Purchase	AUD 3.72	19	FPO	19
18-Sep-13	MBL	On Market Purchase	AUD 3.73	47	FPO	47
18-Sep-13	MBL	On Market Purchase	AUD 3.72	226	FPO	226
18-Sep-13	MBL	On Market Purchase	AUD 3.72	677	FPO	677
19-Sep-13	MBL	On Market Sale	AUD 3.90	-79,904	FPO	79,904
19-Sep-13	MBL	On Market Sale	AUD 3.85	-2,707	FPO	2,707
19-Sep-13	MBL	On Market Sale	AUD 3.90	-1,266	FPO	1,266
19-Sep-13	MBL	On Market Sale	AUD 3.87	-1,084	FPO	1,084
19-Sep-13	MBL	On Market Sale	AUD 3.86	-156	FPO	156
19-Sep-13	MBL	On Market Sale	AUD 3.89	-5	FPO	5
19-Sep-13	MBL	On Market Purchase	AUD 3.89	127	FPO	127
19-Sep-13	MBL	On Market Purchase	AUD 3.90	127	FPO	127
19-Sep-13	MBL	On Market Purchase	AUD 3.89	127	FPO	127
19-Sep-13	MBL	On Market Purchase	AUD 3.90	2,000	FPO	2,000
19-Sep-13	MBL	On Market Purchase	AUD 3.85	2,364	FPO	2,364
19-Sep-13	MBL	On Market Purchase	AUD 3.90	2,390	FPO	2,390
19-Sep-13	MBL	On Market Purchase	AUD 3.95	6,133	FPO	6,133
19-Sep-13	MBL	On Market Purchase	AUD 3.95	28,828	FPO	28,828
19-Sep-13	MBL	On Market Purchase	AUD 3.95	221,759	FPO	221,759
20-Sep-13	MBL	On Market Sale	AUD 3.83	-20,334	FPO	20,334
20-Sep-13	MBL	On Market Sale	AUD 3.83	-4,731	FPO	4,731
20-Sep-13	MBL	On Market Sale	AUD 3.80	-4,352	FPO	4,352
20-Sep-13	MBL	On Market Sale	AUD 3.82	-3,181	FPO	3,181
20-Sep-13	MBL	On Market Sale	AUD 3.78	-2,538	FPO	2,538
20-Sep-13	MBL	On Market Sale	AUD 3.85	-2,464	FPO	2,464
20-Sep-13	MBL	On Market Sale	AUD 3.79	-1,304	FPO	1,304
20-Sep-13	MBL	On Market Sale	AUD 3.82	-1,301	FPO	1,301
20-Sep-13	MBL	On Market Sale	AUD 3.79	-859	FPO	859
20-Sep-13	MBL	On Market Sale	AUD 3.80	-700	FPO	700
20-Sep-13	MBL	On Market Sale	AUD 3.83	-454	FPO	454
20-Sep-13	MBL	On Market Sale	AUD 3.79	-100	FPO	100
20-Sep-13	MBL	On Market Sale	AUD 3.80	-96	FPO	96
20-Sep-13	MBL	On Market Purchase	AUD 3.78	3	FPO	3
23-Sep-13	MBL	On Market Sale	AUD 3.79	-2,720	FPO	2,720
23-Sep-13	MBL	On Market Sale	AUD 3.79	-227	FPO	227
23-Sep-13	MBL	On Market Purchase	AUD 3.75	72	FPO	72
23-Sep-13	MBL	On Market Purchase	AUD 3.76	79	FPO	79
23-Sep-13	MBL	On Market Purchase	AUD 3.76	108	FPO	108
23-Sep-13	MBL	On Market Purchase	AUD 3.76	119	FPO	119
23-Sep-13	MBL	On Market Purchase	AUD 3.76	154	FPO	154
23-Sep-13	MBL	On Market Purchase	AUD 3.76	220	FPO	220
23-Sep-13	MBL	On Market Purchase	AUD 3.75	273	FPO	273
23-Sep-13	MBL	On Market Purchase	AUD 3.76	386	FPO	386
23-Sep-13	MBL	On Market Purchase	AUD 3.75	407	FPO	407
23-Sep-13	MBL	On Market Purchase	AUD 3.75	453	FPO	453
23-Sep-13	MBL	On Market Purchase	AUD 3.78	729	FPO	729
23-Sep-13	MBL	On Market Purchase	AUD 3.78	1,542	FPO	1,542
23-Sep-13	MBL	On Market Purchase	AUD 3.80	1,650	FPO	1,650
23-Sep-13	MBL	On Market Purchase	AUD 3.79	2,082	FPO	2,082
23-Sep-13	MBL	On Market Purchase	AUD 3.79	9,894	FPO	9,894
24-Sep-13	MBL	On Market Sale	AUD 3.80	-3,900	FPO	3,900
24-Sep-13	MBL	On Market Sale	AUD 3.78	-3,066	FPO	3,066
24-Sep-13	MBL	On Market Sale	AUD 3.79	-697	FPO	697
24-Sep-13	MBL	On Market Sale	AUD 3.80	-248	FPO	248
24-Sep-13	MBL	On Market Sale	AUD 3.79	-31	FPO	31
24-Sep-13	MBL	On Market Sale	AUD 3.80	-26	FPO	26

Date of change	Person whose relevant interest changed	Nature of change	Consideration	Number of securities affected	Class	Person's votes affected
24-Sep-13	MBL	On Market Sale	AUD 3.81	-22	FPO	22
24-Sep-13	MBL	On Market Sale	AUD 3.80	-18	FPO	18
24-Sep-13	MBL	On Market Sale	AUD 3.81	-8	FPO	8
24-Sep-13	MBL	On Market Sale	AUD 3.79	-4	FPO	4
24-Sep-13	MBL	On Market Purchase	AUD 3.78	15	FPO	15
24-Sep-13	MBL	On Market Purchase	AUD 3.79	100	FPO	100
24-Sep-13	MBL	On Market Purchase	AUD 3.78	127	FPO	127
24-Sep-13	MBL	On Market Purchase	AUD 3.79	680	FPO	680
24-Sep-13	MBL	On Market Purchase	AUD 3.79	2,062	FPO	2,062
25-Sep-13	MBL	On Market Purchase	AUD 3.77	7	FPO	7
25-Sep-13	MBL	On Market Purchase	AUD 3.79	12	FPO	12
25-Sep-13	MBL	On Market Purchase	AUD 3.78	32	FPO	32
25-Sep-13	MBL	On Market Purchase	AUD 3.78	127	FPO	127
25-Sep-13	MBL	On Market Purchase	AUD 3.79	270	FPO	270
25-Sep-13	MBL	On Market Purchase	AUD 3.78	296	FPO	296
25-Sep-13	MBL	On Market Purchase	AUD 3.78	500	FPO	500
25-Sep-13	MBL	On Market Purchase	AUD 3.79	845	FPO	845
25-Sep-13	MBL	On Market Purchase	AUD 3.78	1,394	FPO	1,394
25-Sep-13	MBL	On Market Purchase	AUD 3.80	1,572	FPO	1,572
25-Sep-13	MBL	On Market Purchase	AUD 3.79	1,998	FPO	1,998
25-Sep-13	MBL	On Market Purchase	AUD 3.77	3,244	FPO	3,244
25-Sep-13	MBL	On Market Purchase	AUD 3.79	5,375	FPO	5,375
25-Sep-13	MBL	On Market Purchase	AUD 3.78	7,711	FPO	7,711
25-Sep-13	MBL	On Market Purchase	AUD 3.77	11,265	FPO	11,265
25-Sep-13	MBL	On Market Purchase	AUD 3.79	12,511	FPO	12,511
25-Sep-13	MBL	On Market Purchase	AUD 3.78	14,342	FPO	14,342
25-Sep-13	MBL	On Market Purchase	AUD 3.79	28,987	FPO	28,987
25-Sep-13	MBL	On Market Purchase	AUD 3.80	34,123	FPO	34,123
25-Sep-13	MBL	On Market Purchase	AUD 3.80	61,238	FPO	61,238
26-Sep-13	MBL	On Market Sale	AUD 3.75	-20,000	FPO	20,000
26-Sep-13	MBL	On Market Sale	AUD 3.77	-5,398	FPO	5,398
26-Sep-13	MBL	On Market Sale	AUD 3.78	-4,102	FPO	4,102
26-Sep-13	MBL	On Market Sale	AUD 3.79	-906	FPO	906
26-Sep-13	MBL	On Market Sale	AUD 3.77	-500	FPO	500
26-Sep-13	MBL	On Market Sale	AUD 3.78	-113	FPO	113
26-Sep-13	MBL	On Market Sale	AUD 3.79	-39	FPO	39
26-Sep-13	MBL	On Market Purchase	AUD 3.78	8	FPO	8
26-Sep-13	MBL	On Market Purchase	AUD 3.76	202	FPO	202
26-Sep-13	MBL	On Market Purchase	AUD 3.73	900	FPO	900
26-Sep-13	MBL	On Market Purchase	AUD 3.77	1,299	FPO	1,299
26-Sep-13	MBL	On Market Purchase	AUD 3.76	1,537	FPO	1,537
26-Sep-13	MBL	On Market Purchase	AUD 3.77	1,756	FPO	1,756
26-Sep-13	MBL	On Market Purchase	AUD 3.75	1,764	FPO	1,764
26-Sep-13	MBL	On Market Purchase	AUD 3.77	1,786	FPO	1,786
26-Sep-13	MBL	On Market Purchase	AUD 3.77	2,025	FPO	2,025
26-Sep-13	MBL	On Market Purchase	AUD 3.77	2,180	FPO	2,180
26-Sep-13	MBL	On Market Purchase	AUD 3.76	2,475	FPO	2,475
26-Sep-13	MBL	On Market Purchase	AUD 3.75	4,324	FPO	4,324
26-Sep-13	MBL	On Market Purchase	AUD 3.75	5,000	FPO	5,000
26-Sep-13	MBL	On Market Purchase	AUD 3.78	5,000	FPO	5,000
26-Sep-13	MBL	On Market Purchase	AUD 3.78	5,000	FPO	5,000
26-Sep-13	MBL	On Market Purchase	AUD 3.78	5,000	FPO	5,000
26-Sep-13	MBL	On Market Purchase	AUD 3.78	5,012	FPO	5,012
26-Sep-13	MBL	On Market Purchase	AUD 3.75	5,948	FPO	5,948
26-Sep-13	MBL	On Market Purchase	AUD 3.75	9,052	FPO	9,052
26-Sep-13	MBL	On Market Purchase	AUD 3.77	10,000	FPO	10,000
26-Sep-13	MBL	On Market Purchase	AUD 3.77	10,252	FPO	10,252
26-Sep-13	MBL	On Market Purchase	AUD 3.77	11,180	FPO	11,180
26-Sep-13	MBL	On Market Purchase	AUD 3.77	13,264	FPO	13,264
26-Sep-13	MBL	On Market Purchase	AUD 3.79	26,638	FPO	26,638
27-Sep-13	MBL	On Market Sale	AUD 3.77	-1,246	FPO	1,246
27-Sep-13	MBL	On Market Sale	AUD 3.79	-996	FPO	996
27-Sep-13	MBL	On Market Sale	AUD 3.76	-948	FPO	948
27-Sep-13	MBL	On Market Sale	AUD 3.75	-500	FPO	500
27-Sep-13	MBL	On Market Sale	AUD 3.73	-195	FPO	195
27-Sep-13	MBL	On Market Sale	AUD 3.75	-149	FPO	149
27-Sep-13	MBL	On Market Sale	AUD 3.75	-123	FPO	123
27-Sep-13	MBL	On Market Sale	AUD 3.79	-38	FPO	38
27-Sep-13	MBL	On Market Purchase	AUD 3.79	453	FPO	453
27-Sep-13	MBL	On Market Purchase	AUD 3.76	741	FPO	741
30-Sep-13	MBL	On Market Sale	AUD 3.69	-2,614	FPO	2,614
30-Sep-13	MBL	On Market Sale	AUD 3.69	-873	FPO	873
30-Sep-13	MBL	On Market Sale	AUD 3.73	-182	FPO	182

Date of change	Person whose relevant interest changed	Nature of change	Consideration	Number of securities affected	Class	Person's votes affected
30-Sep-13	MBL	On Market Sale	AUD 3.68	-127	FPO	127
30-Sep-13	MBL	On Market Sale	AUD 3.71	-68	FPO	68
30-Sep-13	MBL	On Market Purchase	AUD 3.71	23	FPO	23
30-Sep-13	MBL	On Market Purchase	AUD 3.68	127	FPO	127
30-Sep-13	MBL	On Market Purchase	AUD 3.69	338	FPO	338
30-Sep-13	MBL	On Market Purchase	AUD 3.69	1,335	FPO	1,335
01-Oct-13	MBL	On Market Sale	AUD 3.75	-22,092	FPO	22,092
01-Oct-13	MBL	On Market Sale	AUD 3.72	-20,668	FPO	20,668
01-Oct-13	MBL	On Market Sale	AUD 3.72	-2,772	FPO	2,772
01-Oct-13	MBL	On Market Sale	AUD 3.69	-1,670	FPO	1,670
01-Oct-13	MBL	On Market Sale	AUD 3.72	-779	FPO	779
01-Oct-13	MBL	On Market Sale	AUD 3.73	-655	FPO	655
01-Oct-13	MBL	On Market Sale	AUD 3.72	-541	FPO	541
01-Oct-13	MBL	On Market Sale	AUD 3.72	-321	FPO	321
01-Oct-13	MBL	On Market Sale	AUD 3.74	-127	FPO	127
01-Oct-13	MBL	On Market Sale	AUD 3.71	-41	FPO	41
01-Oct-13	MBL	On Market Sale	AUD 3.72	-9	FPO	9
01-Oct-13	MBL	On Market Sale	AUD 3.71	-4	FPO	4
01-Oct-13	MBL	On Market Sale	AUD 3.72	-4	FPO	4
01-Oct-13	MBL	On Market Purchase	AUD 3.72	351	FPO	351
01-Oct-13	MBL	On Market Purchase	AUD 3.73	910	FPO	910
01-Oct-13	MBL	On Market Purchase	AUD 3.73	1,190	FPO	1,190
01-Oct-13	MBL	On Market Purchase	AUD 3.72	1,670	FPO	1,670
01-Oct-13	MBL	On Market Purchase	AUD 3.69	1,670	FPO	1,670
01-Oct-13	MBL	On Market Purchase	AUD 3.72	25,000	FPO	25,000
02-Oct-13	MBL	On Market Sale	AUD 3.75	-1,500	FPO	1,500
02-Oct-13	MBL	On Market Sale	AUD 3.75	-801	FPO	801
02-Oct-13	MBL	On Market Sale	AUD 3.74	-771	FPO	771
02-Oct-13	MBL	On Market Sale	AUD 3.75	-651	FPO	651
02-Oct-13	MBL	On Market Sale	AUD 3.75	-162	FPO	162
02-Oct-13	MBL	On Market Sale	AUD 3.74	-127	FPO	127
02-Oct-13	MBL	On Market Sale	AUD 3.74	-127	FPO	127
02-Oct-13	MBL	On Market Sale	AUD 3.74	-48	FPO	48
02-Oct-13	MBL	On Market Sale	AUD 3.75	-38	FPO	38
02-Oct-13	MBL	On Market Sale	AUD 3.75	-32	FPO	32
02-Oct-13	MBL	On Market Sale	AUD 3.75	-29	FPO	29
02-Oct-13	MBL	On Market Sale	AUD 3.75	-23	FPO	23
03-Oct-13	MBL	On Market Sale	AUD 3.72	-19,496	FPO	19,496
03-Oct-13	MBL	On Market Sale	AUD 3.71	-8,702	FPO	8,702
03-Oct-13	MBL	On Market Sale	AUD 3.70	-5,333	FPO	5,333
03-Oct-13	MBL	On Market Sale	AUD 3.70	-2,795	FPO	2,795
03-Oct-13	MBL	On Market Sale	AUD 3.70	-2,151	FPO	2,151
03-Oct-13	MBL	On Market Sale	AUD 3.70	-1,810	FPO	1,810
03-Oct-13	MBL	On Market Sale	AUD 3.72	-1,132	FPO	1,132
03-Oct-13	MBL	On Market Sale	AUD 3.72	-374	FPO	374
03-Oct-13	MBL	On Market Sale	AUD 3.72	-57	FPO	57
03-Oct-13	MBL	On Market Purchase	AUD 3.71	288	FPO	288
03-Oct-13	MBL	On Market Purchase	AUD 3.70	302	FPO	302
03-Oct-13	MBL	On Market Purchase	AUD 3.71	914	FPO	914
03-Oct-13	MBL	On Market Purchase	AUD 3.72	984	FPO	984
03-Oct-13	MBL	On Market Purchase	AUD 3.70	1,800	FPO	1,800
04-Oct-13	MBL	On Market Sale	AUD 3.70	-1,449	FPO	1,449
04-Oct-13	MBL	On Market Sale	AUD 3.72	-646	FPO	646
04-Oct-13	MBL	On Market Purchase	AUD 3.70	1	FPO	1
04-Oct-13	MBL	On Market Purchase	AUD 3.71	8	FPO	8
04-Oct-13	MBL	On Market Purchase	AUD 3.70	79	FPO	79
04-Oct-13	MBL	On Market Purchase	AUD 3.70	127	FPO	127
04-Oct-13	MBL	On Market Purchase	AUD 3.71	1,200	FPO	1,200
04-Oct-13	MBL	On Market Purchase	AUD 3.71	1,300	FPO	1,300
07-Oct-13	MBL	On Market Sale	AUD 3.71	-16,960	FPO	16,960
07-Oct-13	MBL	On Market Sale	AUD 3.71	-8,417	FPO	8,417
07-Oct-13	MBL	On Market Sale	AUD 3.71	-6,786	FPO	6,786
07-Oct-13	MBL	On Market Sale	AUD 3.70	-6,786	FPO	6,786
07-Oct-13	MBL	On Market Sale	AUD 3.70	-5,931	FPO	5,931
07-Oct-13	MBL	On Market Sale	AUD 3.71	-4,723	FPO	4,723
07-Oct-13	MBL	On Market Sale	AUD 3.72	-1,767	FPO	1,767
07-Oct-13	MBL	On Market Sale	AUD 3.71	-496	FPO	496
07-Oct-13	MBL	On Market Sale	AUD 3.70	-291	FPO	291
07-Oct-13	MBL	On Market Sale	AUD 3.71	-240	FPO	240
07-Oct-13	MBL	On Market Sale	AUD 3.71	-145	FPO	145
07-Oct-13	MBL	On Market Sale	AUD 3.71	-119	FPO	119
07-Oct-13	MBL	On Market Sale	AUD 3.71	-36	FPO	36
07-Oct-13	MBL	On Market Sale	AUD 3.71	-11	FPO	11
07-Oct-13	MBL	On Market Purchase	AUD 3.68	453	FPO	453

Date of change	Person whose relevant interest changed	Nature of change	Consideration	Number of securities affected	Class	Person's votes affected
08-Oct-13	MBL	On Market Sale	AUD 3.70	-6,311	FPO	6,311
08-Oct-13	MBL	On Market Sale	AUD 3.68	-2,233	FPO	2,233
08-Oct-13	MBL	On Market Sale	AUD 3.66	-1,442	FPO	1,442
08-Oct-13	MBL	On Market Sale	AUD 3.65	-1,249	FPO	1,249
08-Oct-13	MBL	On Market Sale	AUD 3.64	-500	FPO	500
08-Oct-13	MBL	On Market Sale	AUD 3.65	-226	FPO	226
08-Oct-13	MBL	On Market Sale	AUD 3.67	-127	FPO	127
08-Oct-13	MBL	On Market Sale	AUD 3.67	-127	FPO	127
08-Oct-13	MBL	On Market Sale	AUD 3.70	-127	FPO	127
08-Oct-13	MBL	On Market Sale	AUD 3.65	-90	FPO	90
08-Oct-13	MBL	On Market Sale	AUD 3.68	-56	FPO	56
08-Oct-13	MBL	On Market Purchase	AUD 3.68	1,128	FPO	1,128
09-Oct-13	MBL	On Market Sale	AUD 3.66	-679	FPO	679
09-Oct-13	MBL	On Market Sale	AUD 3.69	-145	FPO	145
09-Oct-13	MBL	On Market Purchase	AUD 3.69	30	FPO	30
09-Oct-13	MBL	On Market Purchase	AUD 3.68	67	FPO	67
09-Oct-13	MBL	On Market Purchase	AUD 3.70	860	FPO	860
10-Oct-13	MBL	On Market Sale	AUD 3.68	-2,938	FPO	2,938
10-Oct-13	MBL	On Market Sale	AUD 3.67	-1,951	FPO	1,951
10-Oct-13	MBL	On Market Sale	AUD 3.68	-1,625	FPO	1,625
10-Oct-13	MBL	On Market Sale	AUD 3.68	-1,517	FPO	1,517
10-Oct-13	MBL	On Market Sale	AUD 3.69	-811	FPO	811
10-Oct-13	MBL	On Market Sale	AUD 3.67	-395	FPO	395
10-Oct-13	MBL	On Market Sale	AUD 3.68	-331	FPO	331
10-Oct-13	MBL	On Market Purchase	AUD 3.70	8,757	FPO	8,757
11-Oct-13	MBL	On Market Sale	AUD 3.68	-8,334	FPO	8,334
11-Oct-13	MBL	On Market Sale	AUD 3.76	-4,105	FPO	4,105
11-Oct-13	MBL	On Market Sale	AUD 3.77	-15	FPO	15
11-Oct-13	MBL	On Market Sale	AUD 3.77	-13	FPO	13
11-Oct-13	MBL	On Market Sale	AUD 3.79	-3	FPO	3
11-Oct-13	MBL	On Market Purchase	AUD 3.77	4,200	FPO	4,200
11-Oct-13	MBL	On Market Purchase	AUD 3.70	8,334	FPO	8,334
14-Oct-13	MBL	On Market Sale	AUD 3.72	-113	FPO	113
14-Oct-13	MBL	On Market Purchase	AUD 3.70	453	FPO	453
15-Oct-13	MBL	On Market Sale	AUD 3.74	-13,995	FPO	13,995
15-Oct-13	MBL	On Market Sale	AUD 3.74	-5,745	FPO	5,745
15-Oct-13	MBL	On Market Sale	AUD 3.75	-112	FPO	112
15-Oct-13	MBL	On Market Sale	AUD 3.75	-28	FPO	28
15-Oct-13	MBL	On Market Purchase	AUD 3.73	254	FPO	254
15-Oct-13	MBL	On Market Purchase	AUD 3.73	679	FPO	679
15-Oct-13	MBL	On Market Purchase	AUD 3.74	883	FPO	883
15-Oct-13	MBL	On Market Purchase	AUD 3.75	1,200	FPO	1,200
16-Oct-13	MBL	On Market Sale	AUD 3.70	-7,723	FPO	7,723
16-Oct-13	MBL	On Market Sale	AUD 3.70	-994	FPO	994
16-Oct-13	MBL	On Market Sale	AUD 3.70	-679	FPO	679
16-Oct-13	MBL	On Market Sale	AUD 3.71	-662	FPO	662
16-Oct-13	MBL	On Market Sale	AUD 3.71	-501	FPO	501
16-Oct-13	MBL	On Market Sale	AUD 3.72	-204	FPO	204
16-Oct-13	MBL	On Market Sale	AUD 3.71	-27	FPO	27
16-Oct-13	MBL	On Market Purchase	AUD 3.70	1	FPO	1
16-Oct-13	MBL	On Market Purchase	AUD 3.71	3	FPO	3
16-Oct-13	MBL	On Market Purchase	AUD 3.70	5	FPO	5
16-Oct-13	MBL	On Market Purchase	AUD 3.70	11	FPO	11
16-Oct-13	MBL	On Market Purchase	AUD 3.70	83	FPO	83
16-Oct-13	MBL	On Market Purchase	AUD 3.73	8,717	FPO	8,717
17-Oct-13	MBL	On Market Sale	AUD 3.73	-14,789	FPO	14,789
17-Oct-13	MBL	On Market Sale	AUD 3.74	-14,328	FPO	14,328
17-Oct-13	MBL	On Market Sale	AUD 3.74	-12,100	FPO	12,100
17-Oct-13	MBL	On Market Sale	AUD 3.72	-10,493	FPO	10,493
17-Oct-13	MBL	On Market Sale	AUD 3.70	-8,491	FPO	8,491
17-Oct-13	MBL	On Market Sale	AUD 3.72	-7,515	FPO	7,515
17-Oct-13	MBL	On Market Sale	AUD 3.74	-6,371	FPO	6,371
17-Oct-13	MBL	On Market Sale	AUD 3.74	-5,348	FPO	5,348
17-Oct-13	MBL	On Market Sale	AUD 3.74	-5,177	FPO	5,177
17-Oct-13	MBL	On Market Sale	AUD 3.74	-3,776	FPO	3,776
17-Oct-13	MBL	On Market Sale	AUD 3.73	-3,394	FPO	3,394
17-Oct-13	MBL	On Market Sale	AUD 3.72	-3,361	FPO	3,361
17-Oct-13	MBL	On Market Sale	AUD 3.74	-3,108	FPO	3,108
17-Oct-13	MBL	On Market Sale	AUD 3.74	-600	FPO	600
17-Oct-13	MBL	On Market Sale	AUD 3.74	-394	FPO	394
17-Oct-13	MBL	On Market Purchase	AUD 3.71	1	FPO	1
17-Oct-13	MBL	On Market Purchase	AUD 3.72	5	FPO	5
17-Oct-13	MBL	On Market Purchase	AUD 3.73	400	FPO	400
17-Oct-13	MBL	On Market Purchase	AUD 3.73	1,131	FPO	1,131

Date of change	Person whose relevant interest changed	Nature of change	Consideration	Number of securities affected	Class	Person's votes affected
18-Oct-13	MBL	On Market Sale	AUD 3.77	-38,679	FPO	38,679
18-Oct-13	MBL	On Market Sale	AUD 3.78	-36,315	FPO	36,315
18-Oct-13	MBL	On Market Sale	AUD 3.77	-15,428	FPO	15,428
18-Oct-13	MBL	On Market Sale	AUD 3.79	-14,068	FPO	14,068
18-Oct-13	MBL	On Market Sale	AUD 3.78	-9,445	FPO	9,445
18-Oct-13	MBL	On Market Sale	AUD 3.77	-8,371	FPO	8,371
18-Oct-13	MBL	On Market Sale	AUD 3.78	-2,935	FPO	2,935
18-Oct-13	MBL	On Market Sale	AUD 3.77	-1,914	FPO	1,914
18-Oct-13	MBL	On Market Sale	AUD 3.78	-990	FPO	990
18-Oct-13	MBL	On Market Sale	AUD 3.78	-270	FPO	270
18-Oct-13	MBL	On Market Sale	AUD 3.78	-155	FPO	155
18-Oct-13	MBL	On Market Sale	AUD 3.74	-57	FPO	57
18-Oct-13	MBL	On Market Purchase	AUD 3.74	99	FPO	99
18-Oct-13	MBL	On Market Purchase	AUD 3.77	127	FPO	127
18-Oct-13	MBL	On Market Purchase	AUD 3.74	127	FPO	127
18-Oct-13	MBL	On Market Purchase	AUD 3.79	254	FPO	254
18-Oct-13	MBL	On Market Purchase	AUD 3.79	272	FPO	272
18-Oct-13	MBL	On Market Purchase	AUD 3.79	3,826	FPO	3,826
21-Oct-13	MBL	On Market Sale	AUD 3.87	-26,620	FPO	26,620
21-Oct-13	MBL	On Market Sale	AUD 3.85	-2,587	FPO	2,587
21-Oct-13	MBL	On Market Sale	AUD 3.87	-2,077	FPO	2,077
21-Oct-13	MBL	On Market Sale	AUD 3.87	-2,068	FPO	2,068
21-Oct-13	MBL	On Market Sale	AUD 3.87	-1,591	FPO	1,591
21-Oct-13	MBL	On Market Sale	AUD 3.88	-1,400	FPO	1,400
21-Oct-13	MBL	On Market Sale	AUD 3.87	-826	FPO	826
21-Oct-13	MBL	On Market Sale	AUD 3.87	-727	FPO	727
21-Oct-13	MBL	On Market Sale	AUD 3.87	-548	FPO	548
21-Oct-13	MBL	On Market Sale	AUD 3.87	-473	FPO	473
21-Oct-13	MBL	On Market Sale	AUD 3.87	-375	FPO	375
21-Oct-13	MBL	On Market Sale	AUD 3.87	-237	FPO	237
21-Oct-13	MBL	On Market Sale	AUD 3.86	-156	FPO	156
21-Oct-13	MBL	On Market Sale	AUD 3.87	-91	FPO	91
21-Oct-13	MBL	On Market Sale	AUD 3.87	-74	FPO	74
21-Oct-13	MBL	On Market Sale	AUD 3.86	-68	FPO	68
21-Oct-13	MBL	On Market Sale	AUD 3.87	-63	FPO	63
21-Oct-13	MBL	On Market Sale	AUD 3.87	-52	FPO	52
21-Oct-13	MBL	On Market Sale	AUD 3.86	-12	FPO	12
21-Oct-13	MBL	On Market Sale	AUD 3.88	-7	FPO	7
21-Oct-13	MBL	On Market Purchase	AUD 3.87	20	FPO	20
21-Oct-13	MBL	On Market Purchase	AUD 3.87	22	FPO	22
21-Oct-13	MBL	On Market Purchase	AUD 3.86	32	FPO	32
21-Oct-13	MBL	On Market Purchase	AUD 3.87	92	FPO	92
21-Oct-13	MBL	On Market Purchase	AUD 3.86	805	FPO	805
21-Oct-13	MBL	On Market Purchase	AUD 3.87	1,696	FPO	1,696
22-Oct-13	MBL	On Market Sale	AUD 3.84	-3,031	FPO	3,031
22-Oct-13	MBL	On Market Purchase	AUD 3.84	380	FPO	380
22-Oct-13	MBL	On Market Purchase	AUD 3.86	640	FPO	640
22-Oct-13	MBL	On Market Purchase	AUD 3.84	836	FPO	836
22-Oct-13	MBL	On Market Purchase	AUD 3.85	1,785	FPO	1,785
22-Oct-13	MBL	On Market Purchase	AUD 3.87	2,126	FPO	2,126
22-Oct-13	MBL	On Market Purchase	AUD 3.84	8,256	FPO	8,256
22-Oct-13	MBL	On Market Purchase	AUD 3.84	9,190	FPO	9,190
22-Oct-13	MBL	On Market Purchase	AUD 3.83	9,256	FPO	9,256
22-Oct-13	MBL	On Market Purchase	AUD 3.85	11,117	FPO	11,117
23-Oct-13	MBL	On Market Sale	AUD 3.88	-1,000	FPO	1,000
23-Oct-13	MBL	On Market Sale	AUD 3.88	-900	FPO	900
23-Oct-13	MBL	On Market Sale	AUD 3.85	-746	FPO	746
23-Oct-13	MBL	On Market Sale	AUD 3.88	-700	FPO	700
23-Oct-13	MBL	On Market Sale	AUD 3.84	-283	FPO	283
23-Oct-13	MBL	On Market Sale	AUD 3.87	-13	FPO	13
23-Oct-13	MBL	On Market Purchase	AUD 3.88	4	FPO	4
23-Oct-13	MBL	On Market Purchase	AUD 3.88	184	FPO	184
23-Oct-13	MBL	On Market Purchase	AUD 3.86	402	FPO	402
23-Oct-13	MBL	On Market Purchase	AUD 3.86	798	FPO	798
23-Oct-13	MBL	On Market Purchase	AUD 3.85	1,396	FPO	1,396
24-Oct-13	MBL	On Market Sale	AUD 3.88	-8,418	FPO	8,418
24-Oct-13	MBL	On Market Sale	AUD 3.88	-173	FPO	173
24-Oct-13	MBL	On Market Sale	AUD 3.88	-16	FPO	16
24-Oct-13	MBL	On Market Sale	AUD 3.83	-12	FPO	12
24-Oct-13	MBL	On Market Purchase	AUD 3.85	27	FPO	27
24-Oct-13	MBL	On Market Purchase	AUD 3.84	409	FPO	409
24-Oct-13	MBL	On Market Purchase	AUD 3.86	897	FPO	897
24-Oct-13	MBL	On Market Purchase	AUD 3.86	904	FPO	904
24-Oct-13	MBL	On Market Purchase	AUD 3.81	1,279	FPO	1,279

Date of change	Person whose relevant interest changed	Nature of change	Consideration	Number of securities affected	Class	Person's votes affected
24-Oct-13	MBL	On Market Purchase	AUD 3.80	1,357	FPO	1,357
24-Oct-13	MBL	On Market Purchase	AUD 3.82	1,493	FPO	1,493
24-Oct-13	MBL	On Market Purchase	AUD 3.80	2,970	FPO	2,970
25-Oct-13	MBL	On Market Sale	AUD 3.78	-289	FPO	289
25-Oct-13	MBL	On Market Sale	AUD 3.81	-127	FPO	127
25-Oct-13	MBL	On Market Sale	AUD 3.79	-13	FPO	13
25-Oct-13	MBL	On Market Sale	AUD 3.76	-10	FPO	10
25-Oct-13	MBL	On Market Sale	AUD 3.78	-7	FPO	7
25-Oct-13	MBL	On Market Purchase	AUD 3.77	127	FPO	127
25-Oct-13	MBL	On Market Purchase	AUD 3.74	164	FPO	164
25-Oct-13	MBL	On Market Purchase	AUD 3.79	200	FPO	200
25-Oct-13	MBL	On Market Purchase	AUD 3.80	316	FPO	316
25-Oct-13	MBL	On Market Purchase	AUD 3.79	514	FPO	514
25-Oct-13	MBL	On Market Purchase	AUD 3.75	1,357	FPO	1,357
25-Oct-13	MBL	On Market Purchase	AUD 3.74	3,473	FPO	3,473
28-Oct-13	MBL	On Market Sale	AUD 3.80	-10,297	FPO	10,297
28-Oct-13	MBL	On Market Sale	AUD 3.80	-678	FPO	678
28-Oct-13	MBL	On Market Purchase	AUD 3.80	116	FPO	116
28-Oct-13	MBL	On Market Purchase	AUD 3.81	300	FPO	300
28-Oct-13	MBL	On Market Purchase	AUD 3.81	341	FPO	341
28-Oct-13	MBL	On Market Purchase	AUD 3.79	914	FPO	914
28-Oct-13	MBL	On Market Purchase	AUD 3.80	1,339	FPO	1,339
28-Oct-13	MBL	On Market Purchase	AUD 3.80	20,000	FPO	20,000
29-Oct-13	MBL	On Market Sale	AUD 3.82	-2,692	FPO	2,692
29-Oct-13	MBL	On Market Sale	AUD 3.86	-2,398	FPO	2,398
29-Oct-13	MBL	On Market Sale	AUD 3.83	-2,261	FPO	2,261
29-Oct-13	MBL	On Market Sale	AUD 3.85	-2,229	FPO	2,229
29-Oct-13	MBL	On Market Sale	AUD 3.86	-1,811	FPO	1,811
29-Oct-13	MBL	On Market Sale	AUD 3.86	-791	FPO	791
29-Oct-13	MBL	On Market Sale	AUD 3.80	-678	FPO	678
29-Oct-13	MBL	On Market Sale	AUD 3.85	-568	FPO	568
29-Oct-13	MBL	On Market Sale	AUD 3.87	-528	FPO	528
29-Oct-13	MBL	On Market Sale	AUD 3.84	-284	FPO	284
29-Oct-13	MBL	On Market Sale	AUD 3.82	-46	FPO	46
29-Oct-13	MBL	On Market Sale	AUD 3.82	-38	FPO	38
29-Oct-13	MBL	On Market Purchase	AUD 3.86	300	FPO	300
30-Oct-13	MBL	On Market Sale	AUD 3.88	-156,000	FPO	156,000
30-Oct-13	MBL	On Market Sale	AUD 3.89	-31,000	FPO	31,000
30-Oct-13	MBL	On Market Sale	AUD 3.89	-23,700	FPO	23,700
30-Oct-13	MBL	On Market Sale	AUD 3.87	-20,966	FPO	20,966
30-Oct-13	MBL	On Market Sale	AUD 3.93	-14,055	FPO	14,055
30-Oct-13	MBL	On Market Sale	AUD 3.89	-12,000	FPO	12,000
30-Oct-13	MBL	On Market Sale	AUD 3.89	-12,000	FPO	12,000
30-Oct-13	MBL	On Market Sale	AUD 3.87	-11,891	FPO	11,891
30-Oct-13	MBL	On Market Sale	AUD 3.87	-11,143	FPO	11,143
30-Oct-13	MBL	On Market Sale	AUD 3.92	-10,421	FPO	10,421
30-Oct-13	MBL	On Market Sale	AUD 3.89	-9,037	FPO	9,037
30-Oct-13	MBL	On Market Sale	AUD 3.91	-9,000	FPO	9,000
30-Oct-13	MBL	On Market Sale	AUD 3.92	-8,031	FPO	8,031
30-Oct-13	MBL	On Market Sale	AUD 3.89	-7,963	FPO	7,963
30-Oct-13	MBL	On Market Sale	AUD 3.91	-7,875	FPO	7,875
30-Oct-13	MBL	On Market Sale	AUD 3.91	-7,631	FPO	7,631
30-Oct-13	MBL	On Market Sale	AUD 3.91	-6,018	FPO	6,018
30-Oct-13	MBL	On Market Sale	AUD 3.93	-6,000	FPO	6,000
30-Oct-13	MBL	On Market Sale	AUD 3.92	-3,000	FPO	3,000
30-Oct-13	MBL	On Market Sale	AUD 3.89	-1,800	FPO	1,800
30-Oct-13	MBL	On Market Sale	AUD 3.87	-1,800	FPO	1,800
30-Oct-13	MBL	On Market Sale	AUD 3.85	-1,563	FPO	1,563
30-Oct-13	MBL	On Market Sale	AUD 3.92	-1,412	FPO	1,412
30-Oct-13	MBL	On Market Sale	AUD 3.85	-1,246	FPO	1,246
30-Oct-13	MBL	On Market Sale	AUD 3.92	-1,244	FPO	1,244
30-Oct-13	MBL	On Market Sale	AUD 3.91	-1,130	FPO	1,130
30-Oct-13	MBL	On Market Sale	AUD 3.92	-900	FPO	900
30-Oct-13	MBL	On Market Sale	AUD 3.91	-500	FPO	500
30-Oct-13	MBL	On Market Sale	AUD 3.93	-406	FPO	406
30-Oct-13	MBL	On Market Sale	AUD 3.92	-200	FPO	200
30-Oct-13	MBL	On Market Sale	AUD 3.86	-198	FPO	198
30-Oct-13	MBL	On Market Purchase	AUD 3.84	123	FPO	123
30-Oct-13	MBL	On Market Purchase	AUD 3.89	1,215	FPO	1,215
31-Oct-13	MBL	On Market Sale	AUD 3.89	-896	FPO	896
31-Oct-13	MBL	On Market Sale	AUD 3.95	-51	FPO	51
31-Oct-13	MBL	On Market Purchase	AUD 3.89	6	FPO	6
31-Oct-13	MBL	On Market Purchase	AUD 3.92	14	FPO	14
31-Oct-13	MBL	On Market Purchase	AUD 3.94	153	FPO	153

Date of change	Person whose relevant interest changed	Nature of change	Consideration	Number of securities affected	Class	Person's votes affected
31-Oct-13	MBL	On Market Purchase	AUD 3.87	200	FPO	200
31-Oct-13	MBL	On Market Purchase	AUD 3.88	268	FPO	268
31-Oct-13	MBL	On Market Purchase	AUD 3.86	1,100	FPO	1,100
31-Oct-13	MBL	On Market Purchase	AUD 3.87	1,356	FPO	1,356
01-Nov-13	MBL	On Market Sale	AUD 3.87	-1,300	FPO	1,300
01-Nov-13	MBL	On Market Purchase	AUD 3.87	34	FPO	34
01-Nov-13	MBL	On Market Purchase	AUD 3.87	113	FPO	113
04-Nov-13	MBL	On Market Sale	AUD 3.82	-1,424	FPO	1,424
05-Nov-13	MBL	On Market Sale	AUD 3.88	-254	FPO	254
05-Nov-13	MBL	On Market Sale	AUD 3.86	-71	FPO	71
05-Nov-13	MBL	On Market Purchase	AUD 3.85	1,387	FPO	1,387
06-Nov-13	MBL	On Market Sale	AUD 3.77	-2,737	FPO	2,737
06-Nov-13	MBL	On Market Sale	AUD 3.80	-1,000	FPO	1,000
06-Nov-13	MBL	On Market Sale	AUD 3.80	-678	FPO	678
06-Nov-13	MBL	On Market Sale	AUD 3.79	-127	FPO	127
06-Nov-13	MBL	On Market Sale	AUD 3.80	-127	FPO	127
06-Nov-13	MBL	On Market Sale	AUD 3.80	-127	FPO	127
06-Nov-13	MBL	On Market Purchase	AUD 3.78	5,531	FPO	5,531
06-Nov-13	MBL	On Market Purchase	AUD 3.78	6,419	FPO	6,419
06-Nov-13	MBL	On Market Purchase	AUD 3.77	38,050	FPO	38,050
07-Nov-13	MBL	On Market Sale	AUD 3.86	-30,161	FPO	30,161
07-Nov-13	MBL	On Market Sale	AUD 3.86	-3,923	FPO	3,923
07-Nov-13	MBL	On Market Sale	AUD 3.86	-890	FPO	890
07-Nov-13	MBL	On Market Sale	AUD 3.85	-249	FPO	249
07-Nov-13	MBL	On Market Sale	AUD 3.79	-226	FPO	226
07-Nov-13	MBL	On Market Sale	AUD 3.86	-143	FPO	143
07-Nov-13	MBL	On Market Purchase	AUD 3.83	99	FPO	99
07-Nov-13	MBL	On Market Purchase	AUD 3.77	600	FPO	600
08-Nov-13	MBL	On Market Sale	AUD 3.82	-8,198	FPO	8,198
08-Nov-13	MBL	On Market Sale	AUD 3.87	-5,802	FPO	5,802
08-Nov-13	MBL	On Market Sale	AUD 3.87	-4,291	FPO	4,291
08-Nov-13	MBL	On Market Sale	AUD 3.87	-3,694	FPO	3,694
08-Nov-13	MBL	On Market Sale	AUD 3.87	-2,129	FPO	2,129
08-Nov-13	MBL	On Market Sale	AUD 3.82	-1,210	FPO	1,210
08-Nov-13	MBL	On Market Sale	AUD 3.85	-809	FPO	809
08-Nov-13	MBL	On Market Sale	AUD 3.86	-800	FPO	800
08-Nov-13	MBL	On Market Sale	AUD 3.87	-610	FPO	610
08-Nov-13	MBL	On Market Sale	AUD 3.83	-305	FPO	305
08-Nov-13	MBL	On Market Sale	AUD 3.86	-20	FPO	20
08-Nov-13	MBL	On Market Purchase	AUD 3.83	126	FPO	126
08-Nov-13	MBL	On Market Purchase	AUD 3.83	743	FPO	743
08-Nov-13	MBL	On Market Purchase	AUD 3.82	10,000	FPO	10,000
11-Nov-13	MBL	On Market Sale	AUD 3.78	-17,260	FPO	17,260
11-Nov-13	MBL	On Market Sale	AUD 3.84	-1,762	FPO	1,762
11-Nov-13	MBL	On Market Sale	AUD 3.78	-390	FPO	390
11-Nov-13	MBL	On Market Sale	AUD 3.80	-351	FPO	351
11-Nov-13	MBL	On Market Sale	AUD 3.83	-315	FPO	315
11-Nov-13	MBL	On Market Sale	AUD 3.82	-184	FPO	184
11-Nov-13	MBL	On Market Sale	AUD 3.89	-184	FPO	184
11-Nov-13	MBL	On Market Sale	AUD 3.89	-17	FPO	17
11-Nov-13	MBL	On Market Sale	AUD 3.86	-2	FPO	2
11-Nov-13	MBL	On Market Purchase	AUD 3.88	11	FPO	11
11-Nov-13	MBL	On Market Purchase	AUD 3.83	127	FPO	127
11-Nov-13	MBL	On Market Purchase	AUD 3.85	127	FPO	127
11-Nov-13	MBL	On Market Purchase	AUD 3.82	184	FPO	184
11-Nov-13	MBL	On Market Purchase	AUD 3.87	221	FPO	221
11-Nov-13	MBL	On Market Purchase	AUD 3.89	904	FPO	904
11-Nov-13	MBL	On Market Purchase	AUD 3.78	5,747	FPO	5,747
11-Nov-13	MBL	On Market Purchase	AUD 3.78	20,000	FPO	20,000
12-Nov-13	MBL	On Market Sale	AUD 3.84	-106	FPO	106
12-Nov-13	MBL	On Market Sale	AUD 3.85	-51	FPO	51
12-Nov-13	MBL	On Market Sale	AUD 3.85	-14	FPO	14
12-Nov-13	MBL	On Market Sale	AUD 3.81	-2	FPO	2
12-Nov-13	MBL	On Market Sale	AUD 3.82	-1	FPO	1
12-Nov-13	MBL	On Market Purchase	AUD 3.83	8	FPO	8
12-Nov-13	MBL	On Market Purchase	AUD 3.80	99	FPO	99
12-Nov-13	MBL	On Market Purchase	AUD 3.84	126	FPO	126
12-Nov-13	MBL	On Market Purchase	AUD 3.83	127	FPO	127
12-Nov-13	MBL	On Market Purchase	AUD 3.79	1,165	FPO	1,165
12-Nov-13	MBL	On Market Purchase	AUD 3.80	1,782	FPO	1,782
12-Nov-13	MBL	On Market Purchase	AUD 3.80	2,056	FPO	2,056
12-Nov-13	MBL	On Market Purchase	AUD 3.80	18,829	FPO	18,829
13-Nov-13	MBL	On Market Sale	AUD 3.76	-3,223	FPO	3,223
13-Nov-13	MBL	On Market Sale	AUD 3.78	-452	FPO	452

Date of change	Person whose relevant interest changed	Nature of change	Consideration	Number of securities affected	Class	Person's votes affected
13-Nov-13	MBL	On Market Sale	AUD 3.77	-378	FPO	378
13-Nov-13	MBL	On Market Sale	AUD 3.80	-126	FPO	126
13-Nov-13	MBL	On Market Sale	AUD 3.78	-1	FPO	1
13-Nov-13	MBL	On Market Purchase	AUD 3.80	12	FPO	12
13-Nov-13	MBL	On Market Purchase	AUD 3.80	32	FPO	32
13-Nov-13	MBL	On Market Purchase	AUD 3.77	126	FPO	126
13-Nov-13	MBL	On Market Purchase	AUD 3.80	127	FPO	127
13-Nov-13	MBL	On Market Purchase	AUD 3.77	166	FPO	166
13-Nov-13	MBL	On Market Purchase	AUD 3.77	363	FPO	363
13-Nov-13	MBL	On Market Purchase	AUD 3.77	440	FPO	440
13-Nov-13	MBL	On Market Purchase	AUD 3.80	700	FPO	700
13-Nov-13	MBL	On Market Purchase	AUD 3.77	1,068	FPO	1,068
13-Nov-13	MBL	On Market Purchase	AUD 3.77	1,108	FPO	1,108
13-Nov-13	MBL	On Market Purchase	AUD 3.76	1,354	FPO	1,354
13-Nov-13	MBL	On Market Purchase	AUD 3.80	1,500	FPO	1,500
13-Nov-13	MBL	On Market Purchase	AUD 3.77	3,314	FPO	3,314
13-Nov-13	MBL	On Market Purchase	AUD 3.77	4,023	FPO	4,023
13-Nov-13	MBL	On Market Purchase	AUD 3.76	5,919	FPO	5,919
13-Nov-13	MBL	On Market Purchase	AUD 3.77	8,308	FPO	8,308
13-Nov-13	MBL	On Market Purchase	AUD 3.77	15,294	FPO	15,294
13-Nov-13	MBL	On Market Purchase	AUD 3.77	16,063	FPO	16,063
13-Nov-13	MBL	On Market Purchase	AUD 3.77	25,711	FPO	25,711
14-Nov-13	MBL	On Market Sale	AUD 3.76	-90,000	FPO	90,000
14-Nov-13	MBL	On Market Sale	AUD 3.76	-26,813	FPO	26,813
14-Nov-13	MBL	On Market Sale	AUD 3.77	-14,690	FPO	14,690
14-Nov-13	MBL	On Market Sale	AUD 3.76	-13,961	FPO	13,961
14-Nov-13	MBL	On Market Sale	AUD 3.77	-9,636	FPO	9,636
14-Nov-13	MBL	On Market Sale	AUD 3.76	-7,618	FPO	7,618
14-Nov-13	MBL	On Market Sale	AUD 3.78	-6,132	FPO	6,132
14-Nov-13	MBL	On Market Sale	AUD 3.77	-3,116	FPO	3,116
14-Nov-13	MBL	On Market Sale	AUD 3.77	-2,633	FPO	2,633
14-Nov-13	MBL	On Market Sale	AUD 3.76	-1,842	FPO	1,842
14-Nov-13	MBL	On Market Sale	AUD 3.77	-1,441	FPO	1,441
14-Nov-13	MBL	On Market Sale	AUD 3.76	-949	FPO	949
14-Nov-13	MBL	On Market Sale	AUD 3.76	-700	FPO	700
14-Nov-13	MBL	On Market Sale	AUD 3.78	-611	FPO	611
14-Nov-13	MBL	On Market Sale	AUD 3.78	-357	FPO	357
14-Nov-13	MBL	On Market Sale	AUD 3.77	-342	FPO	342
14-Nov-13	MBL	On Market Sale	AUD 3.77	-61	FPO	61
14-Nov-13	MBL	On Market Purchase	AUD 3.77	37	FPO	37
14-Nov-13	MBL	On Market Purchase	AUD 3.78	452	FPO	452
14-Nov-13	MBL	On Market Purchase	AUD 3.77	902	FPO	902
14-Nov-13	MBL	On Market Purchase	AUD 3.76	8,470	FPO	8,470
14-Nov-13	MBL	On Market Purchase	AUD 3.76	29,098	FPO	29,098
14-Nov-13	MBL	On Market Purchase	AUD 3.76	30,000	FPO	30,000
14-Nov-13	MBL	On Market Purchase	AUD 3.76	30,000	FPO	30,000
14-Nov-13	MBL	On Market Purchase	AUD 3.78	86,818	FPO	86,818
15-Nov-13	MBL	On Market Sale	AUD 3.74	-120	FPO	120
15-Nov-13	MBL	On Market Sale	AUD 3.77	-100	FPO	100
15-Nov-13	MBL	On Market Sale	AUD 3.78	-91	FPO	91
15-Nov-13	MBL	On Market Sale	AUD 3.78	-75	FPO	75
15-Nov-13	MBL	On Market Sale	AUD 3.78	-28	FPO	28
15-Nov-13	MBL	On Market Purchase	AUD 3.77	126	FPO	126
15-Nov-13	MBL	On Market Purchase	AUD 3.78	126	FPO	126
15-Nov-13	MBL	On Market Purchase	AUD 3.76	126	FPO	126
15-Nov-13	MBL	On Market Purchase	AUD 3.74	132	FPO	132
15-Nov-13	MBL	On Market Purchase	AUD 3.72	769	FPO	769
15-Nov-13	MBL	On Market Purchase	AUD 3.72	905	FPO	905
15-Nov-13	MBL	On Market Purchase	AUD 3.72	1,625	FPO	1,625
15-Nov-13	MBL	On Market Purchase	AUD 3.78	4,399	FPO	4,399
18-Nov-13	MBL	On Market Purchase	AUD 3.74	8	FPO	8
18-Nov-13	MBL	On Market Purchase	AUD 3.74	77	FPO	77
18-Nov-13	MBL	On Market Purchase	AUD 3.74	136	FPO	136
18-Nov-13	MBL	On Market Purchase	AUD 3.74	400	FPO	400
18-Nov-13	MBL	On Market Purchase	AUD 3.74	512	FPO	512
18-Nov-13	MBL	On Market Purchase	AUD 3.74	535	FPO	535
18-Nov-13	MBL	On Market Purchase	AUD 3.74	610	FPO	610
18-Nov-13	MBL	On Market Purchase	AUD 3.74	821	FPO	821
18-Nov-13	MBL	On Market Purchase	AUD 3.74	954	FPO	954
18-Nov-13	MBL	On Market Purchase	AUD 3.74	1,118	FPO	1,118
18-Nov-13	MBL	On Market Purchase	AUD 3.75	1,125	FPO	1,125
18-Nov-13	MBL	On Market Purchase	AUD 3.74	1,133	FPO	1,133
18-Nov-13	MBL	On Market Purchase	AUD 3.74	2,684	FPO	2,684
18-Nov-13	MBL	On Market Purchase	AUD 3.75	2,957	FPO	2,957

Date of change	Person whose relevant interest changed	Nature of change	Consideration	Number of securities affected	Class	Person's votes affected
18-Nov-13	MBL	On Market Purchase	AUD 3.74	4,042	FPO	4,042
18-Nov-13	MBL	On Market Purchase	AUD 3.74	4,652	FPO	4,652
18-Nov-13	MBL	On Market Purchase	AUD 3.74	6,479	FPO	6,479
18-Nov-13	MBL	On Market Purchase	AUD 3.74	7,491	FPO	7,491
18-Nov-13	MBL	On Market Purchase	AUD 3.74	7,763	FPO	7,763
18-Nov-13	MBL	On Market Purchase	AUD 3.74	16,530	FPO	16,530
19-Nov-13	MBL	On Market Sale	AUD 3.74	-370	FPO	370
19-Nov-13	MBL	On Market Sale	AUD 3.72	-31	FPO	31
19-Nov-13	MBL	On Market Sale	AUD 3.76	-3	FPO	3
19-Nov-13	MBL	On Market Sale	AUD 3.72	-2	FPO	2
19-Nov-13	MBL	On Market Purchase	AUD 3.71	500	FPO	500
19-Nov-13	MBL	On Market Purchase	AUD 3.72	609	FPO	609
19-Nov-13	MBL	On Market Purchase	AUD 3.71	1,033	FPO	1,033
19-Nov-13	MBL	On Market Purchase	AUD 3.72	1,248	FPO	1,248
19-Nov-13	MBL	On Market Purchase	AUD 3.71	1,877	FPO	1,877
19-Nov-13	MBL	On Market Purchase	AUD 3.72	1,935	FPO	1,935
19-Nov-13	MBL	On Market Purchase	AUD 3.72	6,019	FPO	6,019
19-Nov-13	MBL	On Market Purchase	AUD 3.71	10,592	FPO	10,592
19-Nov-13	MBL	On Market Purchase	AUD 3.72	11,237	FPO	11,237
19-Nov-13	MBL	On Market Purchase	AUD 3.72	28,881	FPO	28,881
19-Nov-13	MBL	On Market Purchase	AUD 3.72	75,795	FPO	75,795
20-Nov-13	MBL	On Market Sale	AUD 3.71	-4,209	FPO	4,209
20-Nov-13	MBL	On Market Sale	AUD 3.72	-252	FPO	252
20-Nov-13	MBL	On Market Sale	AUD 3.70	-200	FPO	200
20-Nov-13	MBL	On Market Sale	AUD 3.70	-126	FPO	126
20-Nov-13	MBL	On Market Purchase	AUD 3.70	414	FPO	414
20-Nov-13	MBL	On Market Purchase	AUD 3.72	968	FPO	968
20-Nov-13	MBL	On Market Purchase	AUD 3.68	1,980	FPO	1,980
20-Nov-13	MBL	On Market Purchase	AUD 3.72	2,528	FPO	2,528
20-Nov-13	MBL	On Market Purchase	AUD 3.72	8,413	FPO	8,413
21-Nov-13	MBL	On Market Sale	AUD 3.64	-1,647	FPO	1,647
21-Nov-13	MBL	On Market Sale	AUD 3.60	-1,006	FPO	1,006
21-Nov-13	MBL	On Market Sale	AUD 3.61	-575	FPO	575
21-Nov-13	MBL	On Market Sale	AUD 3.62	-201	FPO	201
21-Nov-13	MBL	On Market Sale	AUD 3.61	-133	FPO	133
21-Nov-13	MBL	On Market Sale	AUD 3.62	-126	FPO	126
21-Nov-13	MBL	On Market Sale	AUD 3.61	-46	FPO	46
21-Nov-13	MBL	On Market Sale	AUD 3.68	-45	FPO	45
21-Nov-13	MBL	On Market Sale	AUD 3.64	-45	FPO	45
21-Nov-13	MBL	On Market Sale	AUD 3.59	-41	FPO	41
21-Nov-13	MBL	On Market Sale	AUD 3.61	-32	FPO	32
21-Nov-13	MBL	On Market Purchase	AUD 3.57	6	FPO	6
21-Nov-13	MBL	On Market Purchase	AUD 3.68	45	FPO	45
21-Nov-13	MBL	On Market Purchase	AUD 3.58	98	FPO	98
21-Nov-13	MBL	On Market Purchase	AUD 3.61	226	FPO	226
21-Nov-13	MBL	On Market Purchase	AUD 3.60	380	FPO	380
21-Nov-13	MBL	On Market Purchase	AUD 3.59	465	FPO	465
21-Nov-13	MBL	On Market Purchase	AUD 3.56	3,713	FPO	3,713
21-Nov-13	MBL	On Market Purchase	AUD 3.56	4,869	FPO	4,869
21-Nov-13	MBL	On Market Purchase	AUD 3.56	5,250	FPO	5,250
22-Nov-13	MBL	On Market Sale	AUD 3.70	-20,000	FPO	20,000
22-Nov-13	MBL	On Market Sale	AUD 3.74	-15,690	FPO	15,690
22-Nov-13	MBL	On Market Sale	AUD 3.72	-14,443	FPO	14,443
22-Nov-13	MBL	On Market Sale	AUD 3.76	-5,746	FPO	5,746
22-Nov-13	MBL	On Market Sale	AUD 3.77	-5,635	FPO	5,635
22-Nov-13	MBL	On Market Sale	AUD 3.76	-5,000	FPO	5,000
22-Nov-13	MBL	On Market Sale	AUD 3.75	-4,751	FPO	4,751
22-Nov-13	MBL	On Market Sale	AUD 3.76	-4,738	FPO	4,738
22-Nov-13	MBL	On Market Sale	AUD 3.76	-4,396	FPO	4,396
22-Nov-13	MBL	On Market Sale	AUD 3.76	-3,931	FPO	3,931
22-Nov-13	MBL	On Market Sale	AUD 3.76	-3,788	FPO	3,788
22-Nov-13	MBL	On Market Sale	AUD 3.73	-3,702	FPO	3,702
22-Nov-13	MBL	On Market Sale	AUD 3.75	-1,800	FPO	1,800
22-Nov-13	MBL	On Market Sale	AUD 3.76	-1,669	FPO	1,669
22-Nov-13	MBL	On Market Sale	AUD 3.76	-1,181	FPO	1,181
22-Nov-13	MBL	On Market Sale	AUD 3.76	-1,078	FPO	1,078
22-Nov-13	MBL	On Market Sale	AUD 3.76	-1,069	FPO	1,069
22-Nov-13	MBL	On Market Sale	AUD 3.75	-821	FPO	821
22-Nov-13	MBL	On Market Sale	AUD 3.75	-725	FPO	725
22-Nov-13	MBL	On Market Purchase	AUD 3.73	126	FPO	126
22-Nov-13	MBL	On Market Purchase	AUD 3.70	210	FPO	210
22-Nov-13	MBL	On Market Purchase	AUD 3.65	226	FPO	226
22-Nov-13	MBL	On Market Purchase	AUD 3.64	325	FPO	325
22-Nov-13	MBL	On Market Purchase	AUD 3.65	831	FPO	831

Date of change	Person whose relevant interest changed	Nature of change	Consideration	Number of securities affected	Class	Person's votes affected
22-Nov-13	MBL	On Market Purchase	AUD 3.70	1,093	FPO	1,093
22-Nov-13	MBL	On Market Purchase	AUD 3.70	2,302	FPO	2,302
22-Nov-13	MBL	On Market Purchase	AUD 3.70	8,509	FPO	8,509
22-Nov-13	MBL	On Market Purchase	AUD 3.72	10,000	FPO	10,000
22-Nov-13	MBL	On Market Purchase	AUD 3.70	12,539	FPO	12,539
22-Nov-13	MBL	On Market Purchase	AUD 3.64	14,859	FPO	14,859
25-Nov-13	MBL	On Market Sale	AUD 3.83	-77,506	FPO	77,506
25-Nov-13	MBL	On Market Sale	AUD 3.84	-20,010	FPO	20,010
25-Nov-13	MBL	On Market Sale	AUD 3.84	-14,166	FPO	14,166
25-Nov-13	MBL	On Market Sale	AUD 3.84	-10,781	FPO	10,781
25-Nov-13	MBL	On Market Sale	AUD 3.83	-10,206	FPO	10,206
25-Nov-13	MBL	On Market Sale	AUD 3.83	-9,072	FPO	9,072
25-Nov-13	MBL	On Market Sale	AUD 3.85	-8,981	FPO	8,981
25-Nov-13	MBL	On Market Sale	AUD 3.82	-7,142	FPO	7,142
25-Nov-13	MBL	On Market Sale	AUD 3.83	-6,852	FPO	6,852
25-Nov-13	MBL	On Market Sale	AUD 3.84	-5,762	FPO	5,762
25-Nov-13	MBL	On Market Sale	AUD 3.82	-3,272	FPO	3,272
25-Nov-13	MBL	On Market Sale	AUD 3.84	-2,889	FPO	2,889
25-Nov-13	MBL	On Market Sale	AUD 3.84	-2,401	FPO	2,401
25-Nov-13	MBL	On Market Sale	AUD 3.84	-1,710	FPO	1,710
25-Nov-13	MBL	On Market Sale	AUD 3.84	-1,710	FPO	1,710
25-Nov-13	MBL	On Market Sale	AUD 3.84	-1,710	FPO	1,710
25-Nov-13	MBL	On Market Sale	AUD 3.84	-1,710	FPO	1,710
25-Nov-13	MBL	On Market Sale	AUD 3.84	-1,710	FPO	1,710
25-Nov-13	MBL	On Market Sale	AUD 3.84	-1,710	FPO	1,710
25-Nov-13	MBL	On Market Sale	AUD 3.82	-1,710	FPO	1,710
25-Nov-13	MBL	On Market Sale	AUD 3.83	-1,709	FPO	1,709
25-Nov-13	MBL	On Market Sale	AUD 3.81	-1,670	FPO	1,670
25-Nov-13	MBL	On Market Sale	AUD 3.85	-1,535	FPO	1,535
25-Nov-13	MBL	On Market Sale	AUD 3.84	-1,264	FPO	1,264
25-Nov-13	MBL	On Market Sale	AUD 3.82	-1,240	FPO	1,240
25-Nov-13	MBL	On Market Sale	AUD 3.83	-1,068	FPO	1,068
25-Nov-13	MBL	On Market Sale	AUD 3.84	-1,011	FPO	1,011
25-Nov-13	MBL	On Market Sale	AUD 3.84	-959	FPO	959
25-Nov-13	MBL	On Market Sale	AUD 3.84	-808	FPO	808
25-Nov-13	MBL	On Market Sale	AUD 3.82	-746	FPO	746
25-Nov-13	MBL	On Market Sale	AUD 3.84	-688	FPO	688
25-Nov-13	MBL	On Market Sale	AUD 3.83	-506	FPO	506
25-Nov-13	MBL	On Market Sale	AUD 3.84	-476	FPO	476
25-Nov-13	MBL	On Market Sale	AUD 3.84	-436	FPO	436
25-Nov-13	MBL	On Market Sale	AUD 3.84	-405	FPO	405
25-Nov-13	MBL	On Market Sale	AUD 3.84	-400	FPO	400
25-Nov-13	MBL	On Market Sale	AUD 3.84	-330	FPO	330
25-Nov-13	MBL	On Market Sale	AUD 3.82	-300	FPO	300
25-Nov-13	MBL	On Market Sale	AUD 3.83	-200	FPO	200
25-Nov-13	MBL	On Market Sale	AUD 3.84	-168	FPO	168
25-Nov-13	MBL	On Market Sale	AUD 3.84	-137	FPO	137
25-Nov-13	MBL	On Market Sale	AUD 3.83	-1	FPO	1
25-Nov-13	MBL	On Market Purchase	AUD 3.83	126	FPO	126
25-Nov-13	MBL	On Market Purchase	AUD 3.82	126	FPO	126
25-Nov-13	MBL	On Market Purchase	AUD 3.82	126	FPO	126
25-Nov-13	MBL	On Market Purchase	AUD 3.82	126	FPO	126
25-Nov-13	MBL	On Market Purchase	AUD 3.81	252	FPO	252
25-Nov-13	MBL	On Market Purchase	AUD 3.82	378	FPO	378
25-Nov-13	MBL	On Market Purchase	AUD 3.79	677	FPO	677
25-Nov-13	MBL	On Market Purchase	AUD 3.75	8,440	FPO	8,440
25-Nov-13	MBL	On Market Purchase	AUD 3.83	8,701	FPO	8,701
26-Nov-13	MBL	On Market Sale	AUD 3.84	-50,000	FPO	50,000
26-Nov-13	MBL	On Market Sale	AUD 3.83	-3,230	FPO	3,230
26-Nov-13	MBL	On Market Sale	AUD 3.84	-1,607	FPO	1,607
26-Nov-13	MBL	On Market Sale	AUD 3.83	-643	FPO	643
26-Nov-13	MBL	On Market Sale	AUD 3.85	-600	FPO	600
26-Nov-13	MBL	On Market Purchase	AUD 3.83	34	FPO	34
26-Nov-13	MBL	On Market Purchase	AUD 3.82	87	FPO	87
26-Nov-13	MBL	On Market Purchase	AUD 3.82	140	FPO	140
26-Nov-13	MBL	On Market Purchase	AUD 3.84	144	FPO	144
26-Nov-13	MBL	On Market Purchase	AUD 3.83	144	FPO	144
26-Nov-13	MBL	On Market Purchase	AUD 3.83	144	FPO	144
26-Nov-13	MBL	On Market Purchase	AUD 3.83	259	FPO	259
26-Nov-13	MBL	On Market Purchase	AUD 3.85	288	FPO	288
26-Nov-13	MBL	On Market Purchase	AUD 3.84	288	FPO	288
26-Nov-13	MBL	On Market Purchase	AUD 3.84	288	FPO	288
26-Nov-13	MBL	On Market Purchase	AUD 3.81	677	FPO	677

Date of change	Person whose relevant interest changed	Nature of change	Consideration	Number of securities affected	Class	Person's votes affected
26-Nov-13	MBL	On Market Purchase	AUD 3.82	11,737	FPO	11,737
27-Nov-13	MBL	On Market Sale	AUD 3.80	-1,353	FPO	1,353
27-Nov-13	MBL	On Market Sale	AUD 3.78	-707	FPO	707
27-Nov-13	MBL	On Market Sale	AUD 3.76	-316	FPO	316
27-Nov-13	MBL	On Market Purchase	AUD 3.80	23	FPO	23
27-Nov-13	MBL	On Market Purchase	AUD 3.78	36	FPO	36
27-Nov-13	MBL	On Market Purchase	AUD 3.77	101	FPO	101
27-Nov-13	MBL	On Market Purchase	AUD 3.77	360	FPO	360
27-Nov-13	MBL	On Market Purchase	AUD 3.78	516	FPO	516
28-Nov-13	MBL	On Market Sale	AUD 3.77	-1,275	FPO	1,275
28-Nov-13	MBL	On Market Sale	AUD 3.77	-148	FPO	148
28-Nov-13	MBL	On Market Sale	AUD 3.79	-68	FPO	68
28-Nov-13	MBL	On Market Sale	AUD 3.77	-1	FPO	1
28-Nov-13	MBL	On Market Purchase	AUD 3.76	36	FPO	36
28-Nov-13	MBL	On Market Purchase	AUD 3.76	46	FPO	46
28-Nov-13	MBL	On Market Purchase	AUD 3.74	100	FPO	100
28-Nov-13	MBL	On Market Purchase	AUD 3.70	131	FPO	131
28-Nov-13	MBL	On Market Purchase	AUD 3.69	140	FPO	140
28-Nov-13	MBL	On Market Purchase	AUD 3.72	224	FPO	224
28-Nov-13	MBL	On Market Purchase	AUD 3.72	226	FPO	226
28-Nov-13	MBL	On Market Purchase	AUD 3.78	272	FPO	272
28-Nov-13	MBL	On Market Purchase	AUD 3.72	300	FPO	300
28-Nov-13	MBL	On Market Purchase	AUD 3.70	369	FPO	369
28-Nov-13	MBL	On Market Purchase	AUD 3.75	564	FPO	564
28-Nov-13	MBL	On Market Purchase	AUD 3.72	589	FPO	589
28-Nov-13	MBL	On Market Purchase	AUD 3.68	700	FPO	700
28-Nov-13	MBL	On Market Purchase	AUD 3.72	1,200	FPO	1,200
28-Nov-13	MBL	On Market Purchase	AUD 3.70	1,482	FPO	1,482
28-Nov-13	MBL	On Market Purchase	AUD 3.71	1,614	FPO	1,614
28-Nov-13	MBL	On Market Purchase	AUD 3.72	1,700	FPO	1,700
28-Nov-13	MBL	On Market Purchase	AUD 3.69	2,478	FPO	2,478
28-Nov-13	MBL	On Market Purchase	AUD 3.69	2,687	FPO	2,687
28-Nov-13	MBL	On Market Purchase	AUD 3.70	4,160	FPO	4,160
28-Nov-13	MBL	On Market Purchase	AUD 3.66	4,515	FPO	4,515
28-Nov-13	MBL	On Market Purchase	AUD 3.70	5,456	FPO	5,456
28-Nov-13	MBL	On Market Purchase	AUD 3.72	6,936	FPO	6,936
28-Nov-13	MBL	On Market Purchase	AUD 3.72	7,689	FPO	7,689
28-Nov-13	MBL	On Market Purchase	AUD 3.66	8,021	FPO	8,021
28-Nov-13	MBL	On Market Purchase	AUD 3.70	18,987	FPO	18,987
28-Nov-13	MBL	On Market Purchase	AUD 3.72	21,054	FPO	21,054
28-Nov-13	MBL	On Market Purchase	AUD 3.72	23,141	FPO	23,141
29-Nov-13	MBL	On Market Sale	AUD 3.72	-206	FPO	206
29-Nov-13	MBL	On Market Sale	AUD 3.72	-191	FPO	191
29-Nov-13	MBL	On Market Purchase	AUD 3.68	5	FPO	5
29-Nov-13	MBL	On Market Purchase	AUD 3.68	12	FPO	12
29-Nov-13	MBL	On Market Purchase	AUD 3.68	29	FPO	29
29-Nov-13	MBL	On Market Purchase	AUD 3.69	126	FPO	126
29-Nov-13	MBL	On Market Purchase	AUD 3.69	126	FPO	126
29-Nov-13	MBL	On Market Purchase	AUD 3.70	140	FPO	140
29-Nov-13	MBL	On Market Purchase	AUD 3.71	247	FPO	247
29-Nov-13	MBL	On Market Purchase	AUD 3.71	564	FPO	564
29-Nov-13	MBL	On Market Purchase	AUD 3.69	583	FPO	583
29-Nov-13	MBL	On Market Purchase	AUD 3.69	596	FPO	596
29-Nov-13	MBL	On Market Purchase	AUD 3.75	6,862	FPO	6,862
02-Dec-13	MBL	On Market Sale	AUD 3.65	-1,800	FPO	1,800
02-Dec-13	MBL	On Market Sale	AUD 3.65	-1,200	FPO	1,200
02-Dec-13	MBL	On Market Sale	AUD 3.63	-933	FPO	933
02-Dec-13	MBL	On Market Sale	AUD 3.65	-504	FPO	504
02-Dec-13	MBL	On Market Sale	AUD 3.66	-159	FPO	159
02-Dec-13	MBL	On Market Sale	AUD 3.63	-126	FPO	126
02-Dec-13	MBL	On Market Sale	AUD 3.64	-126	FPO	126
02-Dec-13	MBL	On Market Sale	AUD 3.64	-99	FPO	99
02-Dec-13	MBL	On Market Purchase	AUD 3.63	60	FPO	60
02-Dec-13	MBL	On Market Purchase	AUD 3.63	117	FPO	117
02-Dec-13	MBL	On Market Purchase	AUD 3.64	144	FPO	144
02-Dec-13	MBL	On Market Purchase	AUD 3.64	200	FPO	200
02-Dec-13	MBL	On Market Purchase	AUD 3.63	304	FPO	304
02-Dec-13	MBL	On Market Purchase	AUD 3.63	752	FPO	752
02-Dec-13	MBL	On Market Purchase	AUD 3.63	893	FPO	893
02-Dec-13	MBL	On Market Purchase	AUD 3.63	8,700	FPO	8,700
02-Dec-13	MBL	On Market Purchase	AUD 3.63	9,291	FPO	9,291
02-Dec-13	MBL	On Market Purchase	AUD 3.64	9,800	FPO	9,800
03-Dec-13	MBL	On Market Sale	AUD 3.63	-2,939	FPO	2,939
03-Dec-13	MBL	On Market Sale	AUD 3.66	-723	FPO	723

Date of change	Person whose relevant interest changed	Nature of change	Consideration	Number of securities affected	Class	Person's votes affected
03-Dec-13	MBL	On Market Sale	AUD 3.67	-700	FPO	700
03-Dec-13	MBL	On Market Sale	AUD 3.69	-485	FPO	485
03-Dec-13	MBL	On Market Sale	AUD 3.63	-451	FPO	451
03-Dec-13	MBL	On Market Purchase	AUD 3.67	59	FPO	59
03-Dec-13	MBL	On Market Purchase	AUD 3.66	99	FPO	99
03-Dec-13	MBL	On Market Purchase	AUD 3.65	1,050	FPO	1,050
04-Dec-13	MBL	On Market Sale	AUD 3.61	-6,197	FPO	6,197
04-Dec-13	MBL	On Market Sale	AUD 3.61	-1,127	FPO	1,127
04-Dec-13	MBL	On Market Sale	AUD 3.60	-277	FPO	277
04-Dec-13	MBL	On Market Sale	AUD 3.61	-206	FPO	206
04-Dec-13	MBL	On Market Sale	AUD 3.61	-195	FPO	195
04-Dec-13	MBL	On Market Sale	AUD 3.60	-101	FPO	101
04-Dec-13	MBL	On Market Sale	AUD 3.61	-100	FPO	100
04-Dec-13	MBL	On Market Sale	AUD 3.61	-70	FPO	70
04-Dec-13	MBL	On Market Sale	AUD 3.62	-17	FPO	17
04-Dec-13	MBL	On Market Sale	AUD 3.61	-1	FPO	1
04-Dec-13	MBL	On Market Purchase	AUD 3.60	52	FPO	52
04-Dec-13	MBL	On Market Purchase	AUD 3.63	99	FPO	99
04-Dec-13	MBL	On Market Purchase	AUD 3.61	126	FPO	126
04-Dec-13	MBL	On Market Purchase	AUD 3.61	126	FPO	126
04-Dec-13	MBL	On Market Purchase	AUD 3.61	1,722	FPO	1,722
04-Dec-13	MBL	On Market Purchase	AUD 3.57	2,946	FPO	2,946
04-Dec-13	MBL	On Market Purchase	AUD 3.57	13,351	FPO	13,351
05-Dec-13	MBL	On Market Sale	AUD 3.60	-580	FPO	580
05-Dec-13	MBL	On Market Sale	AUD 3.60	-572	FPO	572
05-Dec-13	MBL	On Market Sale	AUD 3.60	-450	FPO	450
05-Dec-13	MBL	On Market Sale	AUD 3.61	-319	FPO	319
05-Dec-13	MBL	On Market Sale	AUD 3.61	-261	FPO	261
05-Dec-13	MBL	On Market Sale	AUD 3.56	-180	FPO	180
05-Dec-13	MBL	On Market Sale	AUD 3.61	-117	FPO	117
05-Dec-13	MBL	On Market Sale	AUD 3.61	-39	FPO	39
05-Dec-13	MBL	On Market Sale	AUD 3.63	-34	FPO	34
05-Dec-13	MBL	On Market Purchase	AUD 3.61	9	FPO	9
05-Dec-13	MBL	On Market Purchase	AUD 3.60	34	FPO	34
05-Dec-13	MBL	On Market Purchase	AUD 3.58	76	FPO	76
05-Dec-13	MBL	On Market Purchase	AUD 3.59	94	FPO	94
05-Dec-13	MBL	On Market Purchase	AUD 3.59	182	FPO	182
05-Dec-13	MBL	On Market Purchase	AUD 3.59	738	FPO	738
05-Dec-13	MBL	On Market Purchase	AUD 3.59	972	FPO	972
05-Dec-13	MBL	On Market Purchase	AUD 3.59	2,062	FPO	2,062
05-Dec-13	MBL	On Market Purchase	AUD 3.59	6,732	FPO	6,732
05-Dec-13	MBL	On Market Purchase	AUD 3.59	10,234	FPO	10,234
06-Dec-13	MBL	On Market Sale	AUD 3.55	-428	FPO	428
06-Dec-13	MBL	On Market Sale	AUD 3.55	-225	FPO	225
06-Dec-13	MBL	On Market Purchase	AUD 3.56	60	FPO	60
06-Dec-13	MBL	On Market Purchase	AUD 3.55	411	FPO	411
06-Dec-13	MBL	On Market Purchase	AUD 3.54	2,358	FPO	2,358
09-Dec-13	MBL	On Market Sale	AUD 3.51	-778	FPO	778
09-Dec-13	MBL	On Market Sale	AUD 3.49	-482	FPO	482
09-Dec-13	MBL	On Market Sale	AUD 3.51	-126	FPO	126
09-Dec-13	MBL	On Market Sale	AUD 3.49	-126	FPO	126
09-Dec-13	MBL	On Market Sale	AUD 3.51	-126	FPO	126
09-Dec-13	MBL	On Market Sale	AUD 3.51	-1	FPO	1
09-Dec-13	MBL	On Market Purchase	AUD 3.54	96	FPO	96
09-Dec-13	MBL	On Market Purchase	AUD 3.48	237	FPO	237
09-Dec-13	MBL	On Market Purchase	AUD 3.48	246	FPO	246
09-Dec-13	MBL	On Market Purchase	AUD 3.51	287	FPO	287
09-Dec-13	MBL	On Market Purchase	AUD 3.48	298	FPO	298
09-Dec-13	MBL	On Market Purchase	AUD 3.52	298	FPO	298
09-Dec-13	MBL	On Market Purchase	AUD 3.51	374	FPO	374
09-Dec-13	MBL	On Market Purchase	AUD 3.48	396	FPO	396
09-Dec-13	MBL	On Market Purchase	AUD 3.47	558	FPO	558
09-Dec-13	MBL	On Market Purchase	AUD 3.51	569	FPO	569
09-Dec-13	MBL	On Market Purchase	AUD 3.50	594	FPO	594
09-Dec-13	MBL	On Market Purchase	AUD 3.52	633	FPO	633
09-Dec-13	MBL	On Market Purchase	AUD 3.51	876	FPO	876
09-Dec-13	MBL	On Market Purchase	AUD 3.50	1,521	FPO	1,521
09-Dec-13	MBL	On Market Purchase	AUD 3.48	2,144	FPO	2,144
09-Dec-13	MBL	On Market Purchase	AUD 3.49	2,184	FPO	2,184
09-Dec-13	MBL	On Market Purchase	AUD 3.50	2,415	FPO	2,415
09-Dec-13	MBL	On Market Purchase	AUD 3.51	2,847	FPO	2,847
09-Dec-13	MBL	On Market Purchase	AUD 3.51	3,437	FPO	3,437
09-Dec-13	MBL	On Market Purchase	AUD 3.52	3,618	FPO	3,618
09-Dec-13	MBL	On Market Purchase	AUD 3.50	3,901	FPO	3,901

Date of change	Person whose relevant interest changed	Nature of change	Consideration	Number of securities affected	Class	Person's votes affected
09-Dec-13	MBL	On Market Purchase	AUD 3.54	4,412	FPO	4,412
09-Dec-13	MBL	On Market Purchase	AUD 3.51	5,863	FPO	5,863
09-Dec-13	MBL	On Market Purchase	AUD 3.48	7,876	FPO	7,876
09-Dec-13	MBL	On Market Purchase	AUD 3.52	15,451	FPO	15,451
09-Dec-13	MBL	On Market Purchase	AUD 3.49	17,864	FPO	17,864
09-Dec-13	MBL	On Market Purchase	AUD 3.47	45,197	FPO	45,197
10-Dec-13	MBL	On Market Sale	AUD 3.50	-2,026	FPO	2,026
10-Dec-13	MBL	On Market Sale	AUD 3.49	-320	FPO	320
10-Dec-13	MBL	On Market Sale	AUD 3.50	-46	FPO	46
10-Dec-13	MBL	On Market Sale	AUD 3.48	-25	FPO	25
10-Dec-13	MBL	On Market Sale	AUD 3.49	-19	FPO	19
10-Dec-13	MBL	On Market Sale	AUD 3.48	-7	FPO	7
10-Dec-13	MBL	On Market Purchase	AUD 3.47	24	FPO	24
10-Dec-13	MBL	On Market Purchase	AUD 3.48	1,514	FPO	1,514
10-Dec-13	MBL	On Market Purchase	AUD 3.49	1,546	FPO	1,546
11-Dec-13	MBL	On Market Sale	AUD 3.55	-15,689	FPO	15,689
11-Dec-13	MBL	On Market Sale	AUD 3.50	-2,773	FPO	2,773
11-Dec-13	MBL	On Market Sale	AUD 3.53	-2,679	FPO	2,679
11-Dec-13	MBL	On Market Sale	AUD 3.55	-2,472	FPO	2,472
11-Dec-13	MBL	On Market Sale	AUD 3.51	-1,125	FPO	1,125
11-Dec-13	MBL	On Market Sale	AUD 3.54	-1,029	FPO	1,029
11-Dec-13	MBL	On Market Sale	AUD 3.53	-193	FPO	193
11-Dec-13	MBL	On Market Purchase	AUD 3.50	346	FPO	346
11-Dec-13	MBL	On Market Purchase	AUD 3.50	412	FPO	412
11-Dec-13	MBL	On Market Purchase	AUD 3.48	3,910	FPO	3,910
12-Dec-13	MBL	On Market Sale	AUD 3.50	-17,511	FPO	17,511
12-Dec-13	MBL	On Market Sale	AUD 3.51	-8,809	FPO	8,809
12-Dec-13	MBL	On Market Sale	AUD 3.50	-8,488	FPO	8,488
12-Dec-13	MBL	On Market Sale	AUD 3.45	-2,037	FPO	2,037
12-Dec-13	MBL	On Market Sale	AUD 3.47	-1,594	FPO	1,594
12-Dec-13	MBL	On Market Sale	AUD 3.50	-1,125	FPO	1,125
12-Dec-13	MBL	On Market Sale	AUD 3.49	-1,121	FPO	1,121
12-Dec-13	MBL	On Market Sale	AUD 3.51	-419	FPO	419
12-Dec-13	MBL	On Market Sale	AUD 3.47	-378	FPO	378
12-Dec-13	MBL	On Market Sale	AUD 3.47	-324	FPO	324
12-Dec-13	MBL	On Market Sale	AUD 3.51	-288	FPO	288
12-Dec-13	MBL	On Market Sale	AUD 3.49	-252	FPO	252
12-Dec-13	MBL	On Market Sale	AUD 3.47	-252	FPO	252
12-Dec-13	MBL	On Market Sale	AUD 3.49	-144	FPO	144
12-Dec-13	MBL	On Market Sale	AUD 3.49	-144	FPO	144
12-Dec-13	MBL	On Market Sale	AUD 3.47	-126	FPO	126
12-Dec-13	MBL	On Market Sale	AUD 3.45	-126	FPO	126
12-Dec-13	MBL	On Market Sale	AUD 3.45	-126	FPO	126
12-Dec-13	MBL	On Market Sale	AUD 3.46	-126	FPO	126
12-Dec-13	MBL	On Market Sale	AUD 3.45	-18	FPO	18
12-Dec-13	MBL	On Market Purchase	AUD 3.46	7,656	FPO	7,656
12-Dec-13	MBL	On Market Purchase	AUD 3.44	7,668	FPO	7,668
12-Dec-13	MBL	On Market Purchase	AUD 3.46	12,054	FPO	12,054
12-Dec-13	MBL	On Market Purchase	AUD 3.50	30,843	FPO	30,843
13-Dec-13	MBL	On Market Sale	AUD 3.48	-1,642	FPO	1,642
13-Dec-13	MBL	On Market Sale	AUD 3.49	-662	FPO	662
13-Dec-13	MBL	On Market Sale	AUD 3.47	-38	FPO	38
13-Dec-13	MBL	On Market Sale	AUD 3.47	-1	FPO	1
13-Dec-13	MBL	On Market Purchase	AUD 3.47	126	FPO	126
13-Dec-13	MBL	On Market Purchase	AUD 3.46	1,165	FPO	1,165
13-Dec-13	MBL	On Market Purchase	AUD 3.46	1,270	FPO	1,270
13-Dec-13	MBL	On Market Purchase	AUD 3.46	4,067	FPO	4,067
16-Dec-13	MBL	On Market Sale	AUD 3.48	-2,733	FPO	2,733
16-Dec-13	MBL	On Market Sale	AUD 3.50	-469	FPO	469
16-Dec-13	MBL	On Market Sale	AUD 3.49	-255	FPO	255
16-Dec-13	MBL	On Market Purchase	AUD 3.49	742	FPO	742
16-Dec-13	MBL	On Market Purchase	AUD 3.46	1,086	FPO	1,086
16-Dec-13	MBL	On Market Purchase	AUD 3.45	1,656	FPO	1,656
16-Dec-13	MBL	On Market Purchase	AUD 3.46	2,346	FPO	2,346
16-Dec-13	MBL	On Market Purchase	AUD 3.46	8,620	FPO	8,620
17-Dec-13	MBL	On Market Sale	AUD 3.48	-1,029	FPO	1,029
17-Dec-13	MBL	On Market Sale	AUD 3.49	-219	FPO	219
17-Dec-13	MBL	On Market Sale	AUD 3.50	-191	FPO	191
17-Dec-13	MBL	On Market Purchase	AUD 3.46	91	FPO	91
17-Dec-13	MBL	On Market Purchase	AUD 3.48	1,214	FPO	1,214
18-Dec-13	MBL	On Market Sale	AUD 3.53	-3,312	FPO	3,312
18-Dec-13	MBL	On Market Sale	AUD 3.52	-2,135	FPO	2,135
18-Dec-13	MBL	On Market Sale	AUD 3.54	-1,979	FPO	1,979
18-Dec-13	MBL	On Market Sale	AUD 3.48	-225	FPO	225

Date of change	Person whose relevant interest changed	Nature of change	Consideration	Number of securities affected	Class	Person's votes affected
18-Dec-13	MBL	On Market Purchase	AUD 3.54	80	FPO	80
18-Dec-13	MBL	On Market Purchase	AUD 3.49	100	FPO	100
18-Dec-13	MBL	On Market Purchase	AUD 3.48	225	FPO	225
18-Dec-13	MBL	On Market Purchase	AUD 3.50	225	FPO	225
18-Dec-13	MBL	On Market Purchase	AUD 3.53	253	FPO	253
19-Dec-13	MBL	On Market Sale	AUD 3.54	-1,425	FPO	1,425
19-Dec-13	MBL	On Market Sale	AUD 3.51	-822	FPO	822
19-Dec-13	MBL	On Market Purchase	AUD 3.52	13	FPO	13
19-Dec-13	MBL	On Market Purchase	AUD 3.55	34	FPO	34
19-Dec-13	MBL	On Market Purchase	AUD 3.51	41	FPO	41
19-Dec-13	MBL	On Market Purchase	AUD 3.52	90	FPO	90
19-Dec-13	MBL	On Market Purchase	AUD 3.55	127	FPO	127
19-Dec-13	MBL	On Market Purchase	AUD 3.55	133	FPO	133
19-Dec-13	MBL	On Market Purchase	AUD 3.53	240	FPO	240
19-Dec-13	MBL	On Market Purchase	AUD 3.50	917	FPO	917
19-Dec-13	MBL	On Market Purchase	AUD 3.50	1,131	FPO	1,131
19-Dec-13	MBL	On Market Purchase	AUD 3.56	6,842	FPO	6,842
19-Dec-13	MBL	On Market Purchase	AUD 3.51	20,000	FPO	20,000
20-Dec-13	MBL	On Market Sale	AUD 3.68	-6,169	FPO	6,169
20-Dec-13	MBL	On Market Sale	AUD 3.68	-4,198	FPO	4,198
20-Dec-13	MBL	On Market Sale	AUD 3.65	-3,865	FPO	3,865
20-Dec-13	MBL	On Market Sale	AUD 3.69	-3,493	FPO	3,493
20-Dec-13	MBL	On Market Sale	AUD 3.65	-2,977	FPO	2,977
20-Dec-13	MBL	On Market Sale	AUD 3.67	-2,031	FPO	2,031
20-Dec-13	MBL	On Market Sale	AUD 3.66	-1,724	FPO	1,724
20-Dec-13	MBL	On Market Sale	AUD 3.64	-1,506	FPO	1,506
20-Dec-13	MBL	On Market Sale	AUD 3.68	-1,226	FPO	1,226
20-Dec-13	MBL	On Market Sale	AUD 3.70	-1,003	FPO	1,003
20-Dec-13	MBL	On Market Sale	AUD 3.66	-916	FPO	916
20-Dec-13	MBL	On Market Sale	AUD 3.64	-858	FPO	858
20-Dec-13	MBL	On Market Sale	AUD 3.62	-803	FPO	803
20-Dec-13	MBL	On Market Sale	AUD 3.63	-128	FPO	128
20-Dec-13	MBL	On Market Sale	AUD 3.64	-19	FPO	19
20-Dec-13	MBL	On Market Purchase	AUD 3.68	100	FPO	100
20-Dec-13	MBL	On Market Purchase	AUD 3.64	105	FPO	105
20-Dec-13	MBL	On Market Purchase	AUD 3.68	127	FPO	127
20-Dec-13	MBL	On Market Purchase	AUD 3.68	253	FPO	253
20-Dec-13	MBL	On Market Purchase	AUD 3.56	452	FPO	452
20-Dec-13	MBL	On Market Purchase	AUD 3.70	2,531	FPO	2,531
23-Dec-13	MBL	On Market Sale	AUD 3.69	-3,023	FPO	3,023
23-Dec-13	MBL	On Market Sale	AUD 3.69	-676	FPO	676
23-Dec-13	MBL	On Market Purchase	AUD 3.60	451	FPO	451
23-Dec-13	MBL	On Market Purchase	AUD 3.60	676	FPO	676
23-Dec-13	MBL	On Market Purchase	AUD 3.69	1,048	FPO	1,048
24-Dec-13	MBL	On Market Sale	AUD 3.65	-2,295	FPO	2,295
24-Dec-13	MBL	On Market Sale	AUD 3.69	-983	FPO	983
24-Dec-13	MBL	On Market Sale	AUD 3.68	-588	FPO	588
24-Dec-13	MBL	On Market Sale	AUD 3.72	-336	FPO	336
24-Dec-13	MBL	On Market Sale	AUD 3.69	-168	FPO	168
24-Dec-13	MBL	On Market Purchase	AUD 3.67	200	FPO	200
24-Dec-13	MBL	On Market Purchase	AUD 3.79	451	FPO	451
24-Dec-13	MBL	On Market Purchase	AUD 3.67	827	FPO	827
24-Dec-13	MBL	On Market Purchase	AUD 3.64	975	FPO	975
24-Dec-13	MBL	On Market Purchase	AUD 3.71	3,835	FPO	3,835
27-Dec-13	MBL	On Market Sale	AUD 3.65	-513	FPO	513
27-Dec-13	MBL	On Market Sale	AUD 3.68	-3	FPO	3
27-Dec-13	MBL	On Market Purchase	AUD 3.67	366	FPO	366
27-Dec-13	MBL	On Market Purchase	AUD 3.65	1,195	FPO	1,195
30-Dec-13	MBL	On Market Sale	AUD 3.67	-653	FPO	653
30-Dec-13	MBL	On Market Sale	AUD 3.69	-83	FPO	83
30-Dec-13	MBL	On Market Sale	AUD 3.69	-12	FPO	12
30-Dec-13	MBL	On Market Sale	AUD 3.68	-4	FPO	4
30-Dec-13	MBL	On Market Purchase	AUD 3.68	450	FPO	450
30-Dec-13	MBL	On Market Purchase	AUD 3.67	3,270	FPO	3,270
31-Dec-13	MBL	On Market Sale	AUD 3.70	-17,779	FPO	17,779
31-Dec-13	MBL	On Market Sale	AUD 3.65	-4,031	FPO	4,031
31-Dec-13	MBL	On Market Sale	AUD 3.70	-2,221	FPO	2,221
31-Dec-13	MBL	On Market Sale	AUD 3.65	-575	FPO	575
31-Dec-13	MBL	On Market Sale	AUD 3.65	-575	FPO	575
31-Dec-13	MBL	On Market Sale	AUD 3.65	-68	FPO	68
31-Dec-13	MBL	On Market Purchase	AUD 3.65	575	FPO	575
31-Dec-13	MBL	On Market Purchase	AUD 3.65	575	FPO	575
31-Dec-13	MBL	On Market Purchase	AUD 3.65	20,000	FPO	20,000
02-Jan-14	MBL	On Market Purchase	AUD 3.68	135	FPO	135

Date of change	Person whose relevant interest changed	Nature of change	Consideration	Number of securities affected	Class	Person's votes affected
03-Jan-14	MBL	On Market Sale	AUD 3.67	-2,746	FPO	2,746
03-Jan-14	MBL	On Market Sale	AUD 3.65	-450	FPO	450
03-Jan-14	MBL	On Market Purchase	AUD 3.66	47	FPO	47
03-Jan-14	MBL	On Market Purchase	AUD 3.66	431	FPO	431
03-Jan-14	MBL	On Market Purchase	AUD 3.66	974	FPO	974
03-Jan-14	MBL	On Market Purchase	AUD 3.66	1,615	FPO	1,615
03-Jan-14	MBL	On Market Purchase	AUD 3.66	3,801	FPO	3,801
06-Jan-14	MBL	On Market Sale	AUD 3.69	-13,368	FPO	13,368
06-Jan-14	MBL	On Market Sale	AUD 3.69	-8,453	FPO	8,453
06-Jan-14	MBL	On Market Sale	AUD 3.68	-3,948	FPO	3,948
06-Jan-14	MBL	On Market Sale	AUD 3.69	-3,251	FPO	3,251
06-Jan-14	MBL	On Market Sale	AUD 3.69	-1,796	FPO	1,796
06-Jan-14	MBL	On Market Sale	AUD 3.71	-126	FPO	126
07-Jan-14	MBL	On Market Sale	AUD 3.73	-257	FPO	257
07-Jan-14	MBL	On Market Sale	AUD 3.73	-1	FPO	1
07-Jan-14	MBL	On Market Purchase	AUD 3.72	7	FPO	7
07-Jan-14	MBL	On Market Purchase	AUD 3.71	14	FPO	14
07-Jan-14	MBL	On Market Purchase	AUD 3.72	112	FPO	112
07-Jan-14	MBL	On Market Purchase	AUD 3.70	324	FPO	324
07-Jan-14	MBL	On Market Purchase	AUD 3.70	672	FPO	672
07-Jan-14	MBL	On Market Purchase	AUD 3.71	789	FPO	789
07-Jan-14	MBL	On Market Purchase	AUD 3.70	1,500	FPO	1,500
07-Jan-14	MBL	On Market Purchase	AUD 3.74	2,624	FPO	2,624
08-Jan-14	MBL	On Market Sale	AUD 3.74	-8,422	FPO	8,422
08-Jan-14	MBL	On Market Purchase	AUD 3.72	81	FPO	81
08-Jan-14	MBL	On Market Purchase	AUD 3.70	315	FPO	315
08-Jan-14	MBL	On Market Purchase	AUD 3.71	563	FPO	563
08-Jan-14	MBL	On Market Purchase	AUD 3.73	1,613	FPO	1,613
09-Jan-14	MBL	On Market Sale	AUD 3.70	-1,691	FPO	1,691
09-Jan-14	MBL	On Market Sale	AUD 3.70	-448	FPO	448
09-Jan-14	MBL	On Market Sale	AUD 3.72	-448	FPO	448
09-Jan-14	MBL	On Market Purchase	AUD 3.69	18	FPO	18
09-Jan-14	MBL	On Market Purchase	AUD 3.70	81	FPO	81
09-Jan-14	MBL	On Market Purchase	AUD 3.69	126	FPO	126
09-Jan-14	MBL	On Market Purchase	AUD 3.69	244	FPO	244
09-Jan-14	MBL	On Market Purchase	AUD 3.70	448	FPO	448
09-Jan-14	MBL	On Market Purchase	AUD 3.70	2,500	FPO	2,500
09-Jan-14	MBL	On Market Purchase	AUD 3.70	3,542	FPO	3,542
10-Jan-14	MBL	On Market Sale	AUD 3.76	-19,793	FPO	19,793
10-Jan-14	MBL	On Market Sale	AUD 3.76	-16,275	FPO	16,275
10-Jan-14	MBL	On Market Sale	AUD 3.73	-13,659	FPO	13,659
10-Jan-14	MBL	On Market Sale	AUD 3.73	-6,782	FPO	6,782
10-Jan-14	MBL	On Market Sale	AUD 3.73	-6,774	FPO	6,774
10-Jan-14	MBL	On Market Sale	AUD 3.76	-6,508	FPO	6,508
10-Jan-14	MBL	On Market Sale	AUD 3.76	-5,941	FPO	5,941
10-Jan-14	MBL	On Market Sale	AUD 3.76	-2,906	FPO	2,906
10-Jan-14	MBL	On Market Sale	AUD 3.73	-1,838	FPO	1,838
10-Jan-14	MBL	On Market Sale	AUD 3.73	-1,386	FPO	1,386
10-Jan-14	MBL	On Market Sale	AUD 3.73	-824	FPO	824
10-Jan-14	MBL	On Market Sale	AUD 3.72	-81	FPO	81
10-Jan-14	MBL	On Market Sale	AUD 3.74	-22	FPO	22
10-Jan-14	MBL	On Market Purchase	AUD 3.71	10	FPO	10
10-Jan-14	MBL	On Market Purchase	AUD 3.76	427	FPO	427
10-Jan-14	MBL	On Market Purchase	AUD 3.71	450	FPO	450
13-Jan-14	MBL	On Market Sale	AUD 3.75	-4,275	FPO	4,275
13-Jan-14	MBL	On Market Purchase	AUD 3.75	225	FPO	225
14-Jan-14	MBL	On Market Sale	AUD 3.75	-16,010	FPO	16,010
14-Jan-14	MBL	On Market Sale	AUD 3.67	-9,138	FPO	9,138
14-Jan-14	MBL	On Market Sale	AUD 3.74	-4,782	FPO	4,782
14-Jan-14	MBL	On Market Sale	AUD 3.74	-4,007	FPO	4,007
14-Jan-14	MBL	On Market Sale	AUD 3.74	-3,994	FPO	3,994
14-Jan-14	MBL	On Market Sale	AUD 3.74	-3,860	FPO	3,860
14-Jan-14	MBL	On Market Sale	AUD 3.75	-1,810	FPO	1,810
14-Jan-14	MBL	On Market Sale	AUD 3.74	-1,710	FPO	1,710
14-Jan-14	MBL	On Market Sale	AUD 3.67	-288	FPO	288
14-Jan-14	MBL	On Market Sale	AUD 3.74	-224	FPO	224
14-Jan-14	MBL	On Market Purchase	AUD 3.73	64	FPO	64
14-Jan-14	MBL	On Market Purchase	AUD 3.69	108	FPO	108
14-Jan-14	MBL	On Market Purchase	AUD 3.70	181	FPO	181
14-Jan-14	MBL	On Market Purchase	AUD 3.67	377	FPO	377
14-Jan-14	MBL	On Market Purchase	AUD 3.67	1,008	FPO	1,008
14-Jan-14	MBL	On Market Purchase	AUD 3.69	1,399	FPO	1,399
14-Jan-14	MBL	On Market Purchase	AUD 3.66	1,555	FPO	1,555
14-Jan-14	MBL	On Market Purchase	AUD 3.66	2,735	FPO	2,735

Date of change	Person whose relevant interest changed	Nature of change	Consideration	Number of securities affected	Class	Person's votes affected
14-Jan-14	MBL	On Market Purchase	AUD 3.66	3,005	FPO	3,005
14-Jan-14	MBL	On Market Purchase	AUD 3.69	16,313	FPO	16,313
14-Jan-14	MBL	On Market Purchase	AUD 3.67	20,296	FPO	20,296
14-Jan-14	MBL	On Market Purchase	AUD 3.66	21,907	FPO	21,907
15-Jan-14	MBL	On Market Sale	AUD 3.69	-4,359	FPO	4,359
15-Jan-14	MBL	On Market Sale	AUD 3.68	-2,879	FPO	2,879
15-Jan-14	MBL	On Market Sale	AUD 3.67	-627	FPO	627
15-Jan-14	MBL	On Market Sale	AUD 3.68	-272	FPO	272
15-Jan-14	MBL	On Market Sale	AUD 3.68	-126	FPO	126
15-Jan-14	MBL	On Market Sale	AUD 3.68	-126	FPO	126
15-Jan-14	MBL	On Market Purchase	AUD 3.67	61	FPO	61
15-Jan-14	MBL	On Market Purchase	AUD 3.68	533	FPO	533
15-Jan-14	MBL	On Market Purchase	AUD 3.67	627	FPO	627
15-Jan-14	MBL	On Market Purchase	AUD 3.68	627	FPO	627
15-Jan-14	MBL	On Market Purchase	AUD 3.68	628	FPO	628
16-Jan-14	MBL	On Market Sale	AUD 3.74	-4,136	FPO	4,136
16-Jan-14	MBL	On Market Sale	AUD 3.69	-2,182	FPO	2,182
16-Jan-14	MBL	On Market Sale	AUD 3.73	-1,416	FPO	1,416
16-Jan-14	MBL	On Market Sale	AUD 3.73	-851	FPO	851
16-Jan-14	MBL	On Market Sale	AUD 3.69	-179	FPO	179
16-Jan-14	MBL	On Market Purchase	AUD 3.70	126	FPO	126
16-Jan-14	MBL	On Market Purchase	AUD 3.72	126	FPO	126
16-Jan-14	MBL	On Market Purchase	AUD 3.73	144	FPO	144
16-Jan-14	MBL	On Market Purchase	AUD 3.73	144	FPO	144
16-Jan-14	MBL	On Market Purchase	AUD 3.69	179	FPO	179
16-Jan-14	MBL	On Market Purchase	AUD 3.69	179	FPO	179
16-Jan-14	MBL	On Market Purchase	AUD 3.74	3,756	FPO	3,756
17-Jan-14	MBL	On Market Sale	AUD 3.70	-4,835	FPO	4,835
17-Jan-14	MBL	On Market Sale	AUD 3.70	-3,091	FPO	3,091
17-Jan-14	MBL	On Market Sale	AUD 3.72	-562	FPO	562
17-Jan-14	MBL	On Market Sale	AUD 3.74	-179	FPO	179
17-Jan-14	MBL	On Market Sale	AUD 3.71	-19	FPO	19
17-Jan-14	MBL	On Market Sale	AUD 3.69	-10	FPO	10
17-Jan-14	MBL	On Market Purchase	AUD 3.68	25	FPO	25
17-Jan-14	MBL	On Market Purchase	AUD 3.68	100	FPO	100
17-Jan-14	MBL	On Market Purchase	AUD 3.74	179	FPO	179
17-Jan-14	MBL	On Market Purchase	AUD 3.72	179	FPO	179
17-Jan-14	MBL	On Market Purchase	AUD 3.68	649	FPO	649
17-Jan-14	MBL	On Market Purchase	AUD 3.68	683	FPO	683
17-Jan-14	MBL	On Market Purchase	AUD 3.68	754	FPO	754
17-Jan-14	MBL	On Market Purchase	AUD 3.70	788	FPO	788
17-Jan-14	MBL	On Market Purchase	AUD 3.72	2,480	FPO	2,480
17-Jan-14	MBL	On Market Purchase	AUD 3.69	2,677	FPO	2,677
17-Jan-14	MBL	On Market Purchase	AUD 3.70	3,452	FPO	3,452
20-Jan-14	MBL	On Market Sale	AUD 3.70	-8,440	FPO	8,440
20-Jan-14	MBL	On Market Sale	AUD 3.69	-6,478	FPO	6,478
20-Jan-14	MBL	On Market Sale	AUD 3.69	-922	FPO	922
20-Jan-14	MBL	On Market Sale	AUD 3.70	-381	FPO	381
20-Jan-14	MBL	On Market Sale	AUD 3.65	-347	FPO	347
20-Jan-14	MBL	On Market Sale	AUD 3.67	-310	FPO	310
20-Jan-14	MBL	On Market Sale	AUD 3.67	-250	FPO	250
20-Jan-14	MBL	On Market Sale	AUD 3.69	-228	FPO	228
20-Jan-14	MBL	On Market Sale	AUD 3.68	-144	FPO	144
20-Jan-14	MBL	On Market Sale	AUD 3.65	-139	FPO	139
20-Jan-14	MBL	On Market Sale	AUD 3.67	-139	FPO	139
20-Jan-14	MBL	On Market Sale	AUD 3.65	-130	FPO	130
20-Jan-14	MBL	On Market Sale	AUD 3.65	-80	FPO	80
20-Jan-14	MBL	On Market Sale	AUD 3.65	-43	FPO	43
20-Jan-14	MBL	On Market Sale	AUD 3.68	-27	FPO	27
20-Jan-14	MBL	On Market Sale	AUD 3.65	-24	FPO	24
20-Jan-14	MBL	On Market Sale	AUD 3.65	-6	FPO	6
20-Jan-14	MBL	On Market Sale	AUD 3.65	-1	FPO	1
20-Jan-14	MBL	On Market Purchase	AUD 3.66	50	FPO	50
20-Jan-14	MBL	On Market Purchase	AUD 3.65	130	FPO	130
20-Jan-14	MBL	On Market Purchase	AUD 3.66	225	FPO	225
20-Jan-14	MBL	On Market Purchase	AUD 3.65	279	FPO	279
20-Jan-14	MBL	On Market Purchase	AUD 3.70	381	FPO	381
20-Jan-14	MBL	On Market Purchase	AUD 3.69	381	FPO	381
20-Jan-14	MBL	On Market Purchase	AUD 3.67	395	FPO	395
20-Jan-14	MBL	On Market Purchase	AUD 3.65	412	FPO	412
20-Jan-14	MBL	On Market Purchase	AUD 3.68	1,341	FPO	1,341
20-Jan-14	MBL	On Market Purchase	AUD 3.65	1,415	FPO	1,415
20-Jan-14	MBL	On Market Purchase	AUD 3.65	2,346	FPO	2,346
20-Jan-14	MBL	On Market Purchase	AUD 3.65	2,629	FPO	2,629

Date of change	Person whose relevant interest changed	Nature of change	Consideration	Number of securities affected	Class	Person's votes affected
20-Jan-14	MBL	On Market Purchase	AUD 3.65	4,400	FPO	4,400
20-Jan-14	MBL	On Market Purchase	AUD 3.65	5,487	FPO	5,487
20-Jan-14	MBL	On Market Purchase	AUD 3.67	5,492	FPO	5,492
20-Jan-14	MBL	On Market Purchase	AUD 3.65	13,138	FPO	13,138
20-Jan-14	MBL	On Market Purchase	AUD 3.65	17,583	FPO	17,583
21-Jan-14	MBL	On Market Sale	AUD 3.74	-2,811	FPO	2,811
21-Jan-14	MBL	On Market Sale	AUD 3.72	-1,436	FPO	1,436
21-Jan-14	MBL	On Market Sale	AUD 3.71	-870	FPO	870
21-Jan-14	MBL	On Market Sale	AUD 3.69	-700	FPO	700
21-Jan-14	MBL	On Market Sale	AUD 3.68	-562	FPO	562
21-Jan-14	MBL	On Market Sale	AUD 3.69	-39	FPO	39
21-Jan-14	MBL	On Market Sale	AUD 3.68	-11	FPO	11
22-Jan-14	MBL	On Market Sale	AUD 3.74	-8,399	FPO	8,399
22-Jan-14	MBL	On Market Sale	AUD 3.74	-4,140	FPO	4,140
22-Jan-14	MBL	On Market Sale	AUD 3.74	-291	FPO	291
22-Jan-14	MBL	On Market Sale	AUD 3.72	-288	FPO	288
22-Jan-14	MBL	On Market Sale	AUD 3.76	-225	FPO	225
22-Jan-14	MBL	On Market Purchase	AUD 3.73	38	FPO	38
22-Jan-14	MBL	On Market Purchase	AUD 3.74	291	FPO	291
22-Jan-14	MBL	On Market Purchase	AUD 3.76	291	FPO	291
23-Jan-14	MBL	On Market Sale	AUD 3.74	-47,128	FPO	47,128
23-Jan-14	MBL	On Market Sale	AUD 3.73	-2,237	FPO	2,237
23-Jan-14	MBL	On Market Sale	AUD 3.73	-1,454	FPO	1,454
23-Jan-14	MBL	On Market Sale	AUD 3.72	-899	FPO	899
23-Jan-14	MBL	On Market Sale	AUD 3.75	-604	FPO	604
23-Jan-14	MBL	On Market Sale	AUD 3.73	-500	FPO	500
23-Jan-14	MBL	On Market Sale	AUD 3.73	-260	FPO	260
23-Jan-14	MBL	On Market Sale	AUD 3.73	-260	FPO	260
23-Jan-14	MBL	On Market Sale	AUD 3.74	-130	FPO	130
23-Jan-14	MBL	On Market Sale	AUD 3.72	-130	FPO	130
23-Jan-14	MBL	On Market Sale	AUD 3.74	-130	FPO	130
23-Jan-14	MBL	On Market Sale	AUD 3.75	-13	FPO	13
24-Jan-14	MBL	On Market Sale	AUD 3.69	-322,486	FPO	322,486
24-Jan-14	MBL	On Market Sale	AUD 3.61	-200,000	FPO	200,000
24-Jan-14	MBL	On Market Sale	AUD 3.73	-52,255	FPO	52,255
24-Jan-14	MBL	On Market Sale	AUD 3.73	-1,236	FPO	1,236
24-Jan-14	MBL	On Market Sale	AUD 3.73	-1,000	FPO	1,000
24-Jan-14	MBL	On Market Sale	AUD 3.72	-899	FPO	899
24-Jan-14	MBL	On Market Sale	AUD 3.73	-529	FPO	529
24-Jan-14	MBL	On Market Sale	AUD 3.73	-500	FPO	500
24-Jan-14	MBL	On Market Sale	AUD 3.73	-400	FPO	400
24-Jan-14	MBL	On Market Purchase	AUD 3.61	200,000	FPO	200,000
24-Jan-14	MBL	On Market Purchase	AUD 3.69	322,486	FPO	322,486
28-Jan-14	MBL	On Market Sale	AUD 3.72	-117,186	FPO	117,186
28-Jan-14	MBL	On Market Sale	AUD 3.73	-42,224	FPO	42,224
28-Jan-14	MBL	On Market Sale	AUD 3.73	-19,579	FPO	19,579
28-Jan-14	MBL	On Market Sale	AUD 3.73	-6,779	FPO	6,779
28-Jan-14	MBL	On Market Sale	AUD 3.73	-6,161	FPO	6,161
28-Jan-14	MBL	On Market Sale	AUD 3.73	-4,242	FPO	4,242
28-Jan-14	MBL	On Market Sale	AUD 3.72	-2,975	FPO	2,975
28-Jan-14	MBL	On Market Sale	AUD 3.73	-2,578	FPO	2,578
28-Jan-14	MBL	On Market Sale	AUD 3.73	-2,018	FPO	2,018
28-Jan-14	MBL	On Market Sale	AUD 3.73	-1,573	FPO	1,573
28-Jan-14	MBL	On Market Sale	AUD 3.70	-1,573	FPO	1,573
28-Jan-14	MBL	On Market Sale	AUD 3.73	-964	FPO	964
28-Jan-14	MBL	On Market Sale	AUD 3.73	-500	FPO	500
28-Jan-14	MBL	On Market Sale	AUD 3.73	-281	FPO	281
28-Jan-14	MBL	On Market Sale	AUD 3.72	-139	FPO	139
28-Jan-14	MBL	On Market Sale	AUD 3.73	-139	FPO	139
28-Jan-14	MBL	On Market Sale	AUD 3.73	-134	FPO	134
28-Jan-14	MBL	On Market Sale	AUD 3.72	-8	FPO	8
28-Jan-14	MBL	On Market Sale	AUD 3.73	-5	FPO	5
28-Jan-14	MBL	On Market Purchase	AUD 3.72	4	FPO	4
28-Jan-14	MBL	On Market Purchase	AUD 3.72	54	FPO	54
28-Jan-14	MBL	On Market Purchase	AUD 3.72	80	FPO	80
28-Jan-14	MBL	On Market Purchase	AUD 3.73	81	FPO	81
28-Jan-14	MBL	On Market Purchase	AUD 3.73	134	FPO	134
29-Jan-14	MBL	On Market Sale	AUD 3.76	-2,589	FPO	2,589
29-Jan-14	MBL	On Market Sale	AUD 3.74	-130	FPO	130
29-Jan-14	MBL	On Market Purchase	AUD 3.73	14	FPO	14
29-Jan-14	MBL	On Market Purchase	AUD 3.75	688	FPO	688
29-Jan-14	MBL	On Market Purchase	AUD 3.74	887	FPO	887
29-Jan-14	MBL	On Market Purchase	AUD 3.75	1,994	FPO	1,994
30-Jan-14	MBL	On Market Sale	AUD 3.71	-6,381	FPO	6,381

Date of change	Person whose relevant interest changed	Nature of change	Consideration	Number of securities affected	Class	Person's votes affected
30-Jan-14	MBL	On Market Sale	AUD 3.72	-1,123	FPO	1,123
30-Jan-14	MBL	On Market Sale	AUD 3.76	-313	FPO	313
30-Jan-14	MBL	On Market Purchase	AUD 3.72	313	FPO	313
30-Jan-14	MBL	On Market Purchase	AUD 3.76	313	FPO	313
30-Jan-14	MBL	On Market Purchase	AUD 3.72	1,460	FPO	1,460
31-Jan-14	MBL	On Market Sale	AUD 3.71	-9,845	FPO	9,845
31-Jan-14	MBL	On Market Sale	AUD 3.71	-130	FPO	130
31-Jan-14	MBL	On Market Purchase	AUD 3.71	1	FPO	1
31-Jan-14	MBL	On Market Purchase	AUD 3.71	152	FPO	152
03-Feb-14	MBL	On Market Sale	AUD 3.71	-6,524	FPO	6,524
03-Feb-14	MBL	On Market Sale	AUD 3.70	-449	FPO	449
03-Feb-14	MBL	On Market Sale	AUD 3.72	-130	FPO	130
03-Feb-14	MBL	On Market Sale	AUD 3.71	-130	FPO	130
03-Feb-14	MBL	On Market Sale	AUD 3.72	-13	FPO	13
03-Feb-14	MBL	On Market Sale	AUD 3.72	-4	FPO	4
03-Feb-14	MBL	On Market Purchase	AUD 3.71	1	FPO	1
03-Feb-14	MBL	On Market Purchase	AUD 3.71	5	FPO	5
03-Feb-14	MBL	On Market Purchase	AUD 3.71	10	FPO	10
03-Feb-14	MBL	On Market Purchase	AUD 3.71	42	FPO	42
04-Feb-14	MBL	On Market Sale	AUD 3.71	-9,161	FPO	9,161
04-Feb-14	MBL	On Market Sale	AUD 3.69	-2,410	FPO	2,410
04-Feb-14	MBL	On Market Sale	AUD 3.68	-1,572	FPO	1,572
04-Feb-14	MBL	On Market Sale	AUD 3.70	-949	FPO	949
04-Feb-14	MBL	On Market Sale	AUD 3.72	-531	FPO	531
04-Feb-14	MBL	On Market Sale	AUD 3.72	-260	FPO	260
04-Feb-14	MBL	On Market Sale	AUD 3.69	-130	FPO	130
04-Feb-14	MBL	On Market Sale	AUD 3.71	-130	FPO	130
04-Feb-14	MBL	On Market Purchase	AUD 3.72	548	FPO	548
04-Feb-14	MBL	On Market Purchase	AUD 3.69	569	FPO	569
04-Feb-14	MBL	On Market Purchase	AUD 3.71	3,218	FPO	3,218
05-Feb-14	MBL	On Market Sale	AUD 3.73	-9,616	FPO	9,616
05-Feb-14	MBL	On Market Sale	AUD 3.72	-3,724	FPO	3,724
05-Feb-14	MBL	On Market Sale	AUD 3.71	-1,500	FPO	1,500
05-Feb-14	MBL	On Market Sale	AUD 3.70	-1,347	FPO	1,347
05-Feb-14	MBL	On Market Sale	AUD 3.71	-144	FPO	144
05-Feb-14	MBL	On Market Sale	AUD 3.71	-144	FPO	144
06-Feb-14	MBL	On Market Sale	AUD 3.73	-17,663	FPO	17,663
06-Feb-14	MBL	On Market Sale	AUD 3.77	-6,225	FPO	6,225
06-Feb-14	MBL	On Market Sale	AUD 3.71	-1,572	FPO	1,572
06-Feb-14	MBL	On Market Sale	AUD 3.74	-1,279	FPO	1,279
06-Feb-14	MBL	On Market Sale	AUD 3.73	-1,242	FPO	1,242
06-Feb-14	MBL	On Market Sale	AUD 3.74	-130	FPO	130
07-Feb-14	MBL	On Market Sale	AUD 3.77	-8,726	FPO	8,726
07-Feb-14	MBL	On Market Sale	AUD 3.81	-5,516	FPO	5,516
07-Feb-14	MBL	On Market Sale	AUD 3.83	-260	FPO	260
07-Feb-14	MBL	On Market Sale	AUD 3.78	-260	FPO	260
07-Feb-14	MBL	On Market Sale	AUD 3.83	-260	FPO	260
07-Feb-14	MBL	On Market Sale	AUD 3.76	-225	FPO	225
07-Feb-14	MBL	On Market Sale	AUD 3.81	-130	FPO	130
07-Feb-14	MBL	On Market Sale	AUD 3.79	-130	FPO	130
07-Feb-14	MBL	On Market Purchase	AUD 3.80	12	FPO	12
07-Feb-14	MBL	On Market Purchase	AUD 3.78	130	FPO	130
07-Feb-14	MBL	On Market Purchase	AUD 3.79	150	FPO	150
07-Feb-14	MBL	On Market Purchase	AUD 3.77	2,381	FPO	2,381
07-Feb-14	MBL	On Market Purchase	AUD 3.82	2,559	FPO	2,559
10-Feb-14	MBL	On Market Sale	AUD 3.81	-8,667	FPO	8,667
10-Feb-14	MBL	On Market Sale	AUD 3.80	-6,332	FPO	6,332
10-Feb-14	MBL	On Market Sale	AUD 3.80	-1,108	FPO	1,108
10-Feb-14	MBL	On Market Sale	AUD 3.83	-83	FPO	83
10-Feb-14	MBL	On Market Purchase	AUD 3.79	3	FPO	3
10-Feb-14	MBL	On Market Purchase	AUD 3.81	37	FPO	37
10-Feb-14	MBL	On Market Purchase	AUD 3.79	288	FPO	288
10-Feb-14	MBL	On Market Purchase	AUD 3.80	319	FPO	319
10-Feb-14	MBL	On Market Purchase	AUD 3.80	1,214	FPO	1,214
11-Feb-14	MBL	On Market Sale	AUD 3.80	-898	FPO	898
11-Feb-14	MBL	On Market Sale	AUD 3.82	-449	FPO	449
11-Feb-14	MBL	On Market Sale	AUD 3.87	-130	FPO	130
11-Feb-14	MBL	On Market Purchase	AUD 3.87	520	FPO	520
11-Feb-14	MBL	On Market Purchase	AUD 3.90	1,967	FPO	1,967
12-Feb-14	MBL	On Market Sale	AUD 3.85	-100,000	FPO	100,000
12-Feb-14	MBL	On Market Sale	AUD 3.86	-6,223	FPO	6,223
12-Feb-14	MBL	On Market Sale	AUD 3.86	-2,276	FPO	2,276
12-Feb-14	MBL	On Market Sale	AUD 3.87	-1,122	FPO	1,122
12-Feb-14	MBL	On Market Sale	AUD 3.85	-815	FPO	815

Date of change	Person whose relevant interest changed	Nature of change	Consideration	Number of securities affected	Class	Person's votes affected
12-Feb-14	MBL	On Market Sale	AUD 3.89	-260	FPO	260
12-Feb-14	MBL	On Market Sale	AUD 3.87	-79	FPO	79
12-Feb-14	MBL	On Market Purchase	AUD 3.84	2	FPO	2
12-Feb-14	MBL	On Market Purchase	AUD 3.82	16	FPO	16
12-Feb-14	MBL	On Market Purchase	AUD 3.86	24	FPO	24
12-Feb-14	MBL	On Market Purchase	AUD 3.85	45	FPO	45
12-Feb-14	MBL	On Market Purchase	AUD 3.86	48	FPO	48
12-Feb-14	MBL	On Market Purchase	AUD 3.85	90	FPO	90
12-Feb-14	MBL	On Market Purchase	AUD 3.85	129	FPO	129
12-Feb-14	MBL	On Market Purchase	AUD 3.87	140	FPO	140
12-Feb-14	MBL	On Market Purchase	AUD 3.87	179	FPO	179
12-Feb-14	MBL	On Market Purchase	AUD 3.87	223	FPO	223
12-Feb-14	MBL	On Market Purchase	AUD 3.88	248	FPO	248
12-Feb-14	MBL	On Market Purchase	AUD 3.85	551	FPO	551
12-Feb-14	MBL	On Market Purchase	AUD 3.86	639	FPO	639
12-Feb-14	MBL	On Market Purchase	AUD 3.85	671	FPO	671
12-Feb-14	MBL	On Market Purchase	AUD 3.86	890	FPO	890
12-Feb-14	MBL	On Market Purchase	AUD 3.85	1,316	FPO	1,316
12-Feb-14	MBL	On Market Purchase	AUD 3.86	1,898	FPO	1,898
12-Feb-14	MBL	On Market Purchase	AUD 3.85	1,974	FPO	1,974
12-Feb-14	MBL	On Market Purchase	AUD 3.88	2,034	FPO	2,034
12-Feb-14	MBL	On Market Purchase	AUD 3.85	6,223	FPO	6,223
12-Feb-14	MBL	On Market Purchase	AUD 3.85	100,000	FPO	100,000
13-Feb-14	MBL	On Market Sale	AUD 3.90	-382	FPO	382
13-Feb-14	MBL	On Market Purchase	AUD 3.89	130	FPO	130
13-Feb-14	MBL	On Market Purchase	AUD 3.87	144	FPO	144
13-Feb-14	MBL	On Market Purchase	AUD 3.86	336	FPO	336
13-Feb-14	MBL	On Market Purchase	AUD 3.86	1,313	FPO	1,313
14-Feb-14	MBL	On Market Purchase	AUD 3.89	12	FPO	12
14-Feb-14	MBL	On Market Purchase	AUD 3.89	22	FPO	22
14-Feb-14	MBL	On Market Purchase	AUD 3.89	121	FPO	121
14-Feb-14	MBL	On Market Purchase	AUD 3.88	130	FPO	130
14-Feb-14	MBL	On Market Purchase	AUD 3.88	494	FPO	494
14-Feb-14	MBL	On Market Purchase	AUD 3.89	500	FPO	500
14-Feb-14	MBL	On Market Purchase	AUD 3.89	4,129	FPO	4,129
17-Feb-14	MBL	On Market Sale	AUD 3.88	-588	FPO	588
17-Feb-14	MBL	On Market Sale	AUD 3.88	-189	FPO	189
17-Feb-14	MBL	On Market Sale	AUD 3.89	-179	FPO	179
17-Feb-14	MBL	On Market Purchase	AUD 3.89	76	FPO	76
17-Feb-14	MBL	On Market Purchase	AUD 3.88	130	FPO	130
17-Feb-14	MBL	On Market Purchase	AUD 3.88	130	FPO	130
17-Feb-14	MBL	On Market Purchase	AUD 3.89	130	FPO	130
17-Feb-14	MBL	On Market Purchase	AUD 3.88	130	FPO	130
17-Feb-14	MBL	On Market Purchase	AUD 3.88	130	FPO	130
17-Feb-14	MBL	On Market Purchase	AUD 3.88	130	FPO	130
17-Feb-14	MBL	On Market Purchase	AUD 3.90	224	FPO	224
17-Feb-14	MBL	On Market Purchase	AUD 3.88	897	FPO	897
17-Feb-14	MBL	On Market Purchase	AUD 3.88	1,341	FPO	1,341
17-Feb-14	MBL	On Market Purchase	AUD 3.89	3,692	FPO	3,692
17-Feb-14	MBL	On Market Purchase	AUD 3.88	3,776	FPO	3,776
17-Feb-14	MBL	On Market Purchase	AUD 3.90	5,060	FPO	5,060
18-Feb-14	MBL	On Market Purchase	AUD 3.90	2,782	FPO	2,782
18-Feb-14	MBL	On Market Purchase	AUD 3.90	12,995	FPO	12,995
19-Feb-14	MBL	On Market Sale	AUD 3.90	-791	FPO	791
19-Feb-14	MBL	On Market Purchase	AUD 3.91	12	FPO	12
19-Feb-14	MBL	On Market Purchase	AUD 3.91	23	FPO	23
19-Feb-14	MBL	On Market Purchase	AUD 3.90	97	FPO	97
19-Feb-14	MBL	On Market Purchase	AUD 3.90	140	FPO	140
19-Feb-14	MBL	On Market Purchase	AUD 3.90	156	FPO	156
19-Feb-14	MBL	On Market Purchase	AUD 3.91	159	FPO	159
19-Feb-14	MBL	On Market Purchase	AUD 3.91	260	FPO	260
19-Feb-14	MBL	On Market Purchase	AUD 3.90	260	FPO	260
19-Feb-14	MBL	On Market Purchase	AUD 3.92	785	FPO	785
19-Feb-14	MBL	On Market Purchase	AUD 3.90	4,012	FPO	4,012
19-Feb-14	MBL	On Market Purchase	AUD 3.90	16,197	FPO	16,197
20-Feb-14	MBL	On Market Sale	AUD 3.90	-16,197	FPO	16,197
20-Feb-14	MBL	On Market Sale	AUD 3.95	-1,906	FPO	1,906
20-Feb-14	MBL	On Market Purchase	AUD 3.95	1	FPO	1
20-Feb-14	MBL	On Market Purchase	AUD 3.97	23	FPO	23
20-Feb-14	MBL	On Market Purchase	AUD 3.97	253	FPO	253
20-Feb-14	MBL	On Market Purchase	AUD 3.95	334	FPO	334
20-Feb-14	MBL	On Market Purchase	AUD 3.94	747	FPO	747
20-Feb-14	MBL	On Market Purchase	AUD 3.96	1,235	FPO	1,235
20-Feb-14	MBL	On Market Purchase	AUD 3.96	1,469	FPO	1,469

Date of change	Person whose relevant interest changed	Nature of change	Consideration	Number of securities affected	Class	Person's votes affected
20-Feb-14	MBL	On Market Purchase	AUD 3.92	2,851	FPO	2,851
20-Feb-14	MBL	On Market Purchase	AUD 3.96	4,213	FPO	4,213
21-Feb-14	MBL	On Market Sale	AUD 4.05	-2,427	FPO	2,427
21-Feb-14	MBL	On Market Sale	AUD 4.06	-379	FPO	379
21-Feb-14	MBL	On Market Purchase	AUD 4.02	5	FPO	5
21-Feb-14	MBL	On Market Purchase	AUD 4.02	130	FPO	130
21-Feb-14	MBL	On Market Purchase	AUD 4.06	130	FPO	130
21-Feb-14	MBL	On Market Purchase	AUD 4.06	260	FPO	260
21-Feb-14	MBL	On Market Purchase	AUD 4.01	448	FPO	448
21-Feb-14	MBL	On Market Purchase	AUD 4.05	1,564	FPO	1,564
24-Feb-14	MBL	On Market Sale	AUD 3.94	-605	FPO	605
24-Feb-14	MBL	On Market Sale	AUD 3.94	-367	FPO	367
24-Feb-14	MBL	On Market Sale	AUD 3.94	-116	FPO	116
24-Feb-14	MBL	On Market Sale	AUD 3.99	-79	FPO	79
24-Feb-14	MBL	On Market Sale	AUD 3.98	-42	FPO	42
24-Feb-14	MBL	On Market Purchase	AUD 3.98	98	FPO	98
24-Feb-14	MBL	On Market Purchase	AUD 3.93	649	FPO	649
24-Feb-14	MBL	On Market Purchase	AUD 4.05	1,345	FPO	1,345
26-Feb-14	MBL	On Market Sale	AUD 3.86	-9,700	FPO	9,700
26-Feb-14	MBL	On Market Sale	AUD 4.02	-928	FPO	928
26-Feb-14	MBL	On Market Sale	AUD 3.90	-794	FPO	794
26-Feb-14	MBL	On Market Sale	AUD 3.86	-300	FPO	300
26-Feb-14	MBL	On Market Purchase	AUD 4.02	130	FPO	130
26-Feb-14	MBL	On Market Purchase	AUD 3.93	130	FPO	130
26-Feb-14	MBL	On Market Purchase	AUD 3.98	130	FPO	130
26-Feb-14	MBL	On Market Purchase	AUD 4.01	260	FPO	260
26-Feb-14	MBL	On Market Purchase	AUD 3.93	390	FPO	390
26-Feb-14	MBL	On Market Purchase	AUD 3.90	794	FPO	794
26-Feb-14	MBL	On Market Purchase	AUD 3.80	10,000	FPO	10,000
26-Feb-14	MBL	On Market Purchase	AUD 3.80	29,777	FPO	29,777
26-Feb-14	MBL	On Market Purchase	AUD 3.80	75,000	FPO	75,000
26-Feb-14	MBL	On Market Purchase	AUD 3.80	100,000	FPO	100,000
27-Feb-14	MBL	On Market Sale	AUD 4.02	-874	FPO	874
27-Feb-14	MBL	On Market Sale	AUD 4.02	-289	FPO	289
27-Feb-14	MBL	On Market Sale	AUD 4.01	-185	FPO	185
27-Feb-14	MBL	On Market Purchase	AUD 4.02	3	FPO	3
27-Feb-14	MBL	On Market Purchase	AUD 4.02	905	FPO	905
27-Feb-14	MBL	On Market Purchase	AUD 4.01	1,491	FPO	1,491
28-Feb-14	MBL	On Market Sale	AUD 4.01	-11,985	FPO	11,985
28-Feb-14	MBL	On Market Sale	AUD 4.04	-6,173	FPO	6,173
28-Feb-14	MBL	On Market Sale	AUD 4.01	-4,738	FPO	4,738
28-Feb-14	MBL	On Market Sale	AUD 4.04	-3,749	FPO	3,749
28-Feb-14	MBL	On Market Sale	AUD 4.01	-3,513	FPO	3,513
28-Feb-14	MBL	On Market Sale	AUD 4.03	-2,638	FPO	2,638
28-Feb-14	MBL	On Market Sale	AUD 4.02	-1,138	FPO	1,138
28-Feb-14	MBL	On Market Sale	AUD 4.02	-1,029	FPO	1,029
28-Feb-14	MBL	On Market Sale	AUD 4.04	-414	FPO	414
28-Feb-14	MBL	On Market Sale	AUD 4.04	-268	FPO	268
28-Feb-14	MBL	On Market Sale	AUD 4.01	-48	FPO	48
28-Feb-14	MBL	On Market Sale	AUD 4.04	-8	FPO	8
28-Feb-14	MBL	On Market Purchase	AUD 4.01	67	FPO	67
28-Feb-14	MBL	On Market Purchase	AUD 4.04	130	FPO	130
28-Feb-14	MBL	On Market Purchase	AUD 4.04	169	FPO	169
28-Feb-14	MBL	On Market Purchase	AUD 4.03	672	FPO	672
28-Feb-14	MBL	On Market Purchase	AUD 4.03	778	FPO	778
28-Feb-14	MBL	On Market Purchase	AUD 4.02	781	FPO	781
03-Mar-14	MBL	On Market Sale	AUD 4.09	-1,562	FPO	1,562
03-Mar-14	MBL	On Market Sale	AUD 4.03	-900	FPO	900
03-Mar-14	MBL	On Market Sale	AUD 4.04	-500	FPO	500
03-Mar-14	MBL	On Market Sale	AUD 4.04	-256	FPO	256
03-Mar-14	MBL	On Market Sale	AUD 4.05	-170	FPO	170
03-Mar-14	MBL	On Market Sale	AUD 4.06	-49	FPO	49
03-Mar-14	MBL	On Market Purchase	AUD 4.08	97	FPO	97
03-Mar-14	MBL	On Market Purchase	AUD 4.07	130	FPO	130
03-Mar-14	MBL	On Market Purchase	AUD 4.08	130	FPO	130
03-Mar-14	MBL	On Market Purchase	AUD 4.07	170	FPO	170
03-Mar-14	MBL	On Market Purchase	AUD 4.06	192	FPO	192
03-Mar-14	MBL	On Market Purchase	AUD 4.06	277	FPO	277
04-Mar-14	MBL	On Market Sale	AUD 4.06	-3,640	FPO	3,640
04-Mar-14	MBL	On Market Sale	AUD 4.07	-772	FPO	772
04-Mar-14	MBL	On Market Sale	AUD 4.06	-725	FPO	725
04-Mar-14	MBL	On Market Sale	AUD 4.06	-643	FPO	643
04-Mar-14	MBL	On Market Sale	AUD 4.06	-382	FPO	382
04-Mar-14	MBL	On Market Purchase	AUD 4.05	130	FPO	130

Date of change	Person whose relevant interest changed	Nature of change	Consideration	Number of securities affected	Class	Person's votes affected
04-Mar-14	MBL	On Market Purchase	AUD 4.06	164	FPO	164
04-Mar-14	MBL	On Market Purchase	AUD 4.06	260	FPO	260
04-Mar-14	MBL	On Market Purchase	AUD 4.06	260	FPO	260
04-Mar-14	MBL	On Market Purchase	AUD 4.06	3,876	FPO	3,876
26-Jun-12	MBL	Borrow Return under Stock Lending Agreement. Refer to Annexure C.	AUD 2.21	-109,600	FPO	109,600
26-Jun-12	MBL	Borrow Return under Stock Lending Agreement. Refer to Annexure C.	AUD 2.21	-45,300	FPO	45,300
26-Jun-12	MBL	Borrow Return under Stock Lending Agreement. Refer to Annexure C.	AUD 2.21	-41,000	FPO	41,000
18-Apr-13	MBL	Borrow Delivery under Stock Lending Agreement. Refer to annexure C.	AUD 4.00	1,200,000	FPO	1,200,000
08-May-13	MBL	Borrow Return under Stock Lending Agreement. Refer to Annexure C.	AUD 4.33	-5,000	FPO	5,000
08-May-13	MBL	Borrow Return under Stock Lending Agreement. Refer to Annexure C.	AUD 4.33	-1,195,000	FPO	1,195,000
04-Mar-14	MCAL	Off Market Purchase	AUD 3.80	64,430	FPO	64,430
2-May-12	MFMHK	On Market Purchase	AUD 2.50	1,064	FPO	64,431
2-May-12	MIML	On Market Purchase	AUD 2.48	1,832	FPO	64,432
2-May-12	MIML	On Market Purchase	AUD 2.48	66,964	FPO	64,433
2-May-12	MIML	On Market Purchase	AUD 2.48	9,257	FPO	64,434
2-May-12	MIML	On Market Purchase	AUD 2.48	9,851	FPO	64,435
2-May-12	MIML	On Market Purchase	AUD 2.48	8,453	FPO	64,436
2-May-12	MIML	On Market Purchase	AUD 2.48	18,751	FPO	64,437
2-May-12	MIML	On Market Purchase	AUD 2.48	4,802	FPO	64,438
2-May-12	MIML	On Market Purchase	AUD 2.48	50,437	FPO	64,439
2-May-12	MIML	On Market Purchase	AUD 2.48	18,304	FPO	64,440
2-May-12	MIML	On Market Purchase	AUD 2.48	18,367	FPO	64,441
2-May-12	MIML	On Market Purchase	AUD 2.48	4,540	FPO	64,442
2-May-12	MIML	On Market Purchase	AUD 2.48	17,051	FPO	64,443
2-May-12	MIML	On Market Purchase	AUD 2.48	1,575	FPO	64,444
2-May-12	MIML	On Market Purchase	AUD 2.48	17,125	FPO	64,445
2-May-12	MIML	On Market Purchase	AUD 2.48	2,691	FPO	64,446
3-May-12	MIML	On Market Purchase	AUD 2.42	2,199	FPO	64,447
3-May-12	MIML	On Market Purchase	AUD 2.42	80,357	FPO	64,448
3-May-12	MIML	On Market Purchase	AUD 2.42	11,108	FPO	64,449
3-May-12	MIML	On Market Purchase	AUD 2.42	11,821	FPO	64,450
3-May-12	MIML	On Market Purchase	AUD 2.42	10,143	FPO	64,451
3-May-12	MIML	On Market Purchase	AUD 2.42	22,501	FPO	64,452
3-May-12	MIML	On Market Purchase	AUD 2.42	5,762	FPO	64,453
3-May-12	MIML	On Market Purchase	AUD 2.42	60,524	FPO	64,454
3-May-12	MIML	On Market Purchase	AUD 2.42	21,965	FPO	64,455
3-May-12	MIML	On Market Purchase	AUD 2.42	22,040	FPO	64,456
3-May-12	MIML	On Market Purchase	AUD 2.42	5,449	FPO	64,457
3-May-12	MIML	On Market Purchase	AUD 2.42	20,461	FPO	64,458
3-May-12	MIML	On Market Purchase	AUD 2.42	1,891	FPO	64,459
3-May-12	MIML	On Market Purchase	AUD 2.42	20,550	FPO	64,460
3-May-12	MIML	On Market Purchase	AUD 2.42	3,229	FPO	64,461
7-May-12	MIML	INSPECIE Transfer In	AUD 2.37	34,974	FPO	64,462
7-May-12	MIML	On Market Purchase	AUD 2.38	733	FPO	64,463
7-May-12	MIML	On Market Purchase	AUD 2.38	26,786	FPO	64,464
7-May-12	MIML	On Market Purchase	AUD 2.38	3,702	FPO	64,465
7-May-12	MIML	On Market Purchase	AUD 2.38	3,940	FPO	64,466
7-May-12	MIML	On Market Purchase	AUD 2.38	3,381	FPO	64,467
7-May-12	MIML	On Market Purchase	AUD 2.38	7,500	FPO	64,468
7-May-12	MIML	On Market Purchase	AUD 2.38	1,921	FPO	64,469
7-May-12	MIML	On Market Purchase	AUD 2.38	20,175	FPO	64,470
7-May-12	MIML	On Market Purchase	AUD 2.38	7,322	FPO	64,471
7-May-12	MIML	On Market Purchase	AUD 2.38	7,347	FPO	64,472
7-May-12	MIML	On Market Purchase	AUD 2.38	1,816	FPO	64,473
7-May-12	MIML	On Market Purchase	AUD 2.38	6,821	FPO	64,474
7-May-12	MIML	On Market Purchase	AUD 2.38	630	FPO	64,475
7-May-12	MIML	On Market Purchase	AUD 2.38	6,850	FPO	64,476
7-May-12	MIML	On Market Purchase	AUD 2.38	1,076	FPO	64,477
8-May-12	MIML	On Market Purchase	AUD 2.34	6,172	FPO	64,478
9-May-12	MIML	On Market Purchase	AUD 2.27	365	FPO	64,479

Date of change	Person whose relevant interest changed	Nature of change	Consideration	Number of securities affected	Class	Person's votes affected
9-May-12	MIML	On Market Purchase	AUD 2.27	13,342	FPO	64,480
9-May-12	MIML	On Market Purchase	AUD 2.27	1,845	FPO	64,481
9-May-12	MIML	On Market Purchase	AUD 2.27	1,963	FPO	64,482
9-May-12	MIML	On Market Purchase	AUD 2.27	1,684	FPO	64,483
9-May-12	MIML	On Market Purchase	AUD 2.27	3,736	FPO	64,484
9-May-12	MIML	On Market Purchase	AUD 2.27	956	FPO	64,485
9-May-12	MIML	On Market Purchase	AUD 2.27	10,049	FPO	64,486
9-May-12	MIML	On Market Purchase	AUD 2.28	7,086	FPO	64,487
9-May-12	MIML	On Market Purchase	AUD 2.27	191	FPO	64,488
9-May-12	MIML	On Market Purchase	AUD 2.27	3,647	FPO	64,489
9-May-12	MIML	On Market Purchase	AUD 2.27	3,659	FPO	64,490
9-May-12	MIML	On Market Purchase	AUD 2.27	904	FPO	64,491
9-May-12	MIML	On Market Purchase	AUD 2.27	3,397	FPO	64,492
9-May-12	MIML	On Market Purchase	AUD 2.27	314	FPO	64,493
9-May-12	MIML	On Market Purchase	AUD 2.27	3,412	FPO	64,494
9-May-12	MIML	On Market Purchase	AUD 2.27	536	FPO	64,495
10-May-12	MIML	On Market Purchase	AUD 2.27	498	FPO	64,496
10-May-12	MIML	On Market Purchase	AUD 2.27	18,208	FPO	64,497
10-May-12	MIML	On Market Purchase	AUD 2.27	2,517	FPO	64,498
10-May-12	MIML	On Market Purchase	AUD 2.27	2,678	FPO	64,499
10-May-12	MIML	On Market Purchase	AUD 2.27	2,299	FPO	64,500
10-May-12	MIML	On Market Purchase	AUD 2.27	5,098	FPO	64,501
10-May-12	MIML	On Market Purchase	AUD 2.27	1,306	FPO	64,502
10-May-12	MIML	On Market Purchase	AUD 2.27	13,715	FPO	64,503
10-May-12	MIML	On Market Purchase	AUD 2.27	261	FPO	64,504
10-May-12	MIML	On Market Purchase	AUD 2.27	4,977	FPO	64,505
10-May-12	MIML	On Market Purchase	AUD 2.27	4,994	FPO	64,506
10-May-12	MIML	On Market Purchase	AUD 2.27	1,235	FPO	64,507
10-May-12	MIML	On Market Purchase	AUD 2.27	4,636	FPO	64,508
10-May-12	MIML	On Market Purchase	AUD 2.27	429	FPO	64,509
10-May-12	MIML	On Market Purchase	AUD 2.27	4,657	FPO	64,510
10-May-12	MIML	On Market Purchase	AUD 2.27	732	FPO	64,511
11-May-12	MIML	On Market Purchase	AUD 2.24	292	FPO	64,512
11-May-12	MIML	On Market Purchase	AUD 2.24	10,673	FPO	64,513
11-May-12	MIML	On Market Purchase	AUD 2.24	1,475	FPO	64,514
11-May-12	MIML	On Market Purchase	AUD 2.24	1,570	FPO	64,515
11-May-12	MIML	On Market Purchase	AUD 2.24	1,347	FPO	64,516
11-May-12	MIML	On Market Purchase	AUD 2.24	2,989	FPO	64,517
11-May-12	MIML	On Market Purchase	AUD 2.24	765	FPO	64,518
11-May-12	MIML	On Market Purchase	AUD 2.24	8,039	FPO	64,519
11-May-12	MIML	On Market Purchase	AUD 2.24	153	FPO	64,520
11-May-12	MIML	On Market Purchase	AUD 2.24	2,917	FPO	64,521
11-May-12	MIML	On Market Purchase	AUD 2.24	2,928	FPO	64,522
11-May-12	MIML	On Market Purchase	AUD 2.24	724	FPO	64,523
11-May-12	MIML	On Market Purchase	AUD 2.24	2,718	FPO	64,524
11-May-12	MIML	On Market Purchase	AUD 2.24	251	FPO	64,525
11-May-12	MIML	On Market Purchase	AUD 2.24	2,730	FPO	64,526
11-May-12	MIML	On Market Purchase	AUD 2.24	429	FPO	64,527
14-May-12	MIML	Off Market Purchase	AUD 2.22	1,000	FPO	64,528
14-May-12	MLL	Off Market Sell	AUD 2.22	-1,000	FPO	64,529
14-May-12	MIML	On Market Purchase	AUD 2.22	195	FPO	64,530
14-May-12	MIML	On Market Purchase	AUD 2.22	7,114	FPO	64,531
14-May-12	MIML	On Market Purchase	AUD 2.22	984	FPO	64,532
14-May-12	MIML	On Market Purchase	AUD 2.22	1,047	FPO	64,533
14-May-12	MIML	On Market Purchase	AUD 2.22	898	FPO	64,534
14-May-12	MIML	On Market Purchase	AUD 2.22	1,992	FPO	64,535
14-May-12	MIML	On Market Purchase	AUD 2.22	510	FPO	64,536
14-May-12	MIML	On Market Purchase	AUD 2.22	5,358	FPO	64,537
14-May-12	MIML	On Market Purchase	AUD 2.22	102	FPO	64,538
14-May-12	MIML	On Market Purchase	AUD 2.22	1,945	FPO	64,539
14-May-12	MIML	On Market Purchase	AUD 2.22	1,951	FPO	64,540
14-May-12	MIML	On Market Purchase	AUD 2.22	482	FPO	64,541
14-May-12	MIML	On Market Purchase	AUD 2.22	1,811	FPO	64,542
14-May-12	MIML	On Market Purchase	AUD 2.22	167	FPO	64,543
14-May-12	MIML	On Market Purchase	AUD 2.22	1,819	FPO	64,544
14-May-12	MIML	On Market Purchase	AUD 2.22	286	FPO	64,545
15-May-12	MIML	On Market Purchase	AUD 2.22	297	FPO	64,546
15-May-12	MIML	On Market Purchase	AUD 2.22	10,810	FPO	64,547
15-May-12	MIML	On Market Purchase	AUD 2.22	1,495	FPO	64,548
15-May-12	MIML	On Market Purchase	AUD 2.22	1,590	FPO	64,549
15-May-12	MIML	On Market Purchase	AUD 2.22	1,366	FPO	64,550
15-May-12	MIML	On Market Purchase	AUD 2.22	3,026	FPO	64,551
15-May-12	MIML	On Market Purchase	AUD 2.22	777	FPO	64,552
15-May-12	MIML	On Market Purchase	AUD 2.22	8,142	FPO	64,553

Date of change	Person whose relevant interest changed	Nature of change	Consideration	Number of securities affected	Class	Person's votes affected
15-May-12	MIML	On Market Purchase	AUD 2.22	156	FPO	64,554
15-May-12	MIML	On Market Purchase	AUD 2.22	2,954	FPO	64,555
15-May-12	MIML	On Market Purchase	AUD 2.22	2,964	FPO	64,556
15-May-12	MIML	On Market Purchase	AUD 2.22	735	FPO	64,557
15-May-12	MIML	On Market Purchase	AUD 2.22	2,752	FPO	64,558
15-May-12	MIML	On Market Purchase	AUD 2.22	256	FPO	64,559
15-May-12	MIML	On Market Purchase	AUD 2.22	2,764	FPO	64,560
15-May-12	MIML	On Market Purchase	AUD 2.22	435	FPO	64,561
18-May-12	MIML	Off Market Purchase	AUD 2.21	553	FPO	64,562
18-May-12	MLL	Off Market Sell	AUD 2.21	-553	FPO	64,563
18-May-12	MIML	On Market Purchase	AUD 2.17	2,079	FPO	64,564
22-May-12	MIML	INSPECIE Transfer Out	AUD 2.22	-25,572	FPO	64,565
30-May-12	MIML	On Market Sale	AUD 2.15	-7,663	FPO	64,566
1-Jun-12	MIML	On Market Sale	AUD 2.23	-887	FPO	64,567
1-Jun-12	MIML	On Market Sale	AUD 2.24	-974	FPO	64,568
1-Jun-12	MQSIML	On Market Sale	AUD 2.24	-621	FPO	64,569
7-Jun-12	MIML	On Market Purchase	AUD 2.36	5,766	FPO	64,570
7-Jun-12	MIML	On Market Sale	AUD 2.36	-26,509	FPO	64,571
7-Jun-12	MIML	On Market Sale	AUD 2.35	-8,976	FPO	64,572
8-Jun-12	MLL	On Market Sale	AUD 2.30	-449	FPO	64,573
13-Jun-12	MIML	On Market Sale	AUD 2.24	-6,241	FPO	64,574
14-Jun-12	MIML	On Market Sale	AUD 2.20	-6,256	FPO	64,575
15-Jun-12	MIML	On Market Purchase	AUD 2.23	10,547	FPO	64,576
15-Jun-12	MIML	On Market Sale	AUD 2.24	-5,509	FPO	64,577
18-Jun-12	MIML	On Market Purchase	AUD 2.33	25,185	FPO	64,578
18-Jun-12	MIML	On Market Sale	AUD 2.27	-730	FPO	64,579
18-Jun-12	MIML	On Market Sale	AUD 2.33	-1,215	FPO	64,580
19-Jun-12	MIML	INSPECIE Transfer Out	AUD 2.30	-12,700	FPO	64,581
20-Jun-12	MFMHK	On Market Sale	AUD 2.26	-3,638	FPO	64,582
20-Jun-12	MFMHK	On Market Sale	AUD 2.27	-3,781	FPO	64,583
20-Jun-12	MFMHK	On Market Sale	AUD 2.27	-5,646	FPO	64,584
20-Jun-12	MFMHK	On Market Sale	AUD 2.26	-15,000	FPO	64,585
20-Jun-12	MIML	On Market Sale	AUD 2.25	-3,083	FPO	64,586
20-Jun-12	MIML	On Market Sale	AUD 2.27	-2,221	FPO	64,587
20-Jun-12	MQSIML	On Market Sale	AUD 2.26	-739	FPO	64,588
21-Jun-12	MIML	On Market Sale	AUD 2.28	-30,375	FPO	64,589
26-Jun-12	MIML	On Market Sale	AUD 2.18	-277	FPO	64,590
29-Jun-12	MIML	On Market Sale	AUD 2.27	-79,204	FPO	64,591
2-Jul-12	MFMHK	On Market Purchase	AUD 2.31	462	FPO	64,592
3-Jul-12	MLL	On Market Sale	AUD 2.34	-474	FPO	64,593
4-Jul-12	MFMHK	On Market Purchase	AUD 2.37	439	FPO	64,594
5-Jul-12	MIML	On Market Sale	AUD 2.29	-9,099	FPO	64,595
5-Jul-12	MIML	On Market Sale	AUD 2.30	-827	FPO	64,596
6-Jul-12	MIML	INSPECIE Transfer Out	AUD 2.30	-38,327	FPO	64,597
11-Jul-12	MIML	On Market Sale	AUD 2.29	-2,250	FPO	64,598
11-Jul-12	MIML	On Market Sale	AUD 2.29	-499	FPO	64,599
13-Jul-12	MIML	On Market Sale	AUD 2.33	-9,922	FPO	64,600
18-Jul-12	MFMHK	On Market Sale	AUD 2.34	-8,964	FPO	64,601
18-Jul-12	MFMHK	On Market Sale	AUD 2.34	-9,449	FPO	64,602
18-Jul-12	MFMHK	On Market Sale	AUD 2.34	-10,159	FPO	64,603
18-Jul-12	MFMHK	On Market Sale	AUD 2.34	-36,450	FPO	64,604
18-Jul-12	MQSIML	On Market Sale	AUD 2.34	-1,803	FPO	64,605
19-Jul-12	MIML	On Market Sale	AUD 2.32	-805	FPO	64,606
19-Jul-12	MIML	On Market Sale	AUD 2.32	-494	FPO	64,607
25-Jul-12	MIML	On Market Sale	AUD 2.29	-23,162	FPO	64,608
27-Jul-12	MIML	On Market Purchase	AUD 2.43	9,262	FPO	64,609
31-Jul-12	MIML	On Market Sale	AUD 2.57	-10,433	FPO	64,610
2-Aug-12	MIML	On Market Sale	AUD 2.57	-5,752	FPO	64,611
8-Aug-12	MLL	On Market Sale	AUD 2.53	-176	FPO	64,612
10-Aug-12	MIML	On Market Purchase	AUD 2.48	5,895	FPO	64,613
10-Aug-12	MIML	On Market Sale	AUD 2.48	-4,367	FPO	64,614
13-Aug-12	MIML	On Market Purchase	AUD 2.54	19,000	FPO	64,615
14-Aug-12	MIML	On Market Purchase	AUD 2.51	2,671	FPO	64,616
14-Aug-12	MIML	On Market Sale	AUD 2.51	-9,029	FPO	64,617
17-Aug-12	MIML	On Market Purchase	AUD 2.45	3,859	FPO	64,618
20-Aug-12	MIML	On Market Purchase	AUD 2.47	3,832	FPO	64,619
22-Aug-12	MIML	On Market Purchase	AUD 2.58	7,324	FPO	64,620
23-Aug-12	MIML	On Market Purchase	AUD 2.58	4,964	FPO	64,621
23-Aug-12	MIML	On Market Sale	AUD 2.58	-6,411	FPO	64,622
28-Aug-12	MIML	On Market Purchase	AUD 2.53	6,190	FPO	64,623
30-Aug-12	MIML	On Market Purchase	AUD 2.68	11,462	FPO	64,624
4-Sep-12	MIML	On Market Purchase	AUD 2.72	5,725	FPO	64,625
13-Sep-12	MIML	On Market Purchase	AUD 2.76	21,045	FPO	64,626
14-Sep-12	MIML	On Market Purchase	AUD 2.75	7,561	FPO	64,627

Date of change	Person whose relevant interest changed	Nature of change	Consideration	Number of securities affected	Class	Person's votes affected
17-Sep-12	MIML	INSPECIE Transfer Out	AUD 2.73	-65,507	FPO	64,628
20-Sep-12	MIML	On Market Purchase	AUD 2.78	3,831	FPO	64,629
21-Sep-12	MIML	On Market Sale	AUD 2.75	-11,127	FPO	64,630
21-Sep-12	MIML	On Market Sale	AUD 2.75	-14,372	FPO	64,631
21-Sep-12	MIML	On Market Sale	AUD 2.75	-5,751	FPO	64,632
21-Sep-12	MLL	On Market Sale	AUD 2.75	-449	FPO	64,633
25-Sep-12	MIML	On Market Sale	AUD 2.80	-1,881	FPO	64,634
9-Oct-12	MIML	On Market Purchase	AUD 2.84	76,227	FPO	64,635
10-Oct-12	MLL	On Market Sale	AUD 2.90	-2,436	FPO	64,636
18-Oct-12	MIML	On Market Sale	AUD 2.88	-15,010	FPO	64,637
19-Oct-12	MIML	On Market Sale	AUD 2.95	-42,552	FPO	64,638
19-Oct-12	MIML	On Market Sale	AUD 2.90	-20,000	FPO	64,639
23-Oct-12	MIML	Off Market Purchase	AUD 3.09	214	FPO	64,640
23-Oct-12	MLL	Off Market Sell	AUD 3.09	-214	FPO	64,641
23-Oct-12	MIML	On Market Purchase	AUD 3.08	499	FPO	64,642
23-Oct-12	MIML	On Market Purchase	AUD 3.10	309	FPO	64,643
24-Oct-12	MIML	On Market Purchase	AUD 3.08	2,982	FPO	64,644
25-Oct-12	MIML	INSPECIE Transfer Out	AUD 3.18	-615,778	FPO	64,645
31-Oct-12	MIML	On Market Sale	AUD 3.19	-3,158	FPO	64,646
2-Nov-12	MIML	On Market Sale	AUD 3.11	-3,231	FPO	64,647
5-Nov-12	MIML	On Market Purchase	AUD 3.09	10,351	FPO	64,648
6-Nov-12	MIML	On Market Purchase	AUD 3.14	1,716	FPO	64,649
8-Nov-12	MLL	Off Market Purchase	AUD 3.12	13	FPO	64,650
8-Nov-12	MIML	Off Market Sell	AUD 3.12	-13	FPO	64,651
8-Nov-12	MIML	On Market Sale	AUD 3.12	-2,600	FPO	64,652
8-Nov-12	MIML	On Market Sale	AUD 3.12	-107	FPO	64,653
9-Nov-12	MIML	On Market Sale	AUD 3.12	-19,582	FPO	64,654
9-Nov-12	MIML	On Market Sale	AUD 3.08	-41,858	FPO	64,655
9-Nov-12	MIML	On Market Sale	AUD 3.12	-10,000	FPO	64,656
12-Nov-12	MIML	On Market Sale	AUD 3.08	-3,500	FPO	64,657
13-Nov-12	MIML	Off Market Purchase	AUD 3.01	900	FPO	64,658
13-Nov-12	MIML	Off Market Sell	AUD 3.01	-900	FPO	64,659
13-Nov-12	MIML	On Market Sale	AUD 3.01	-14,800	FPO	64,660
13-Nov-12	MIML	On Market Sale	AUD 3.01	-900	FPO	64,661
15-Nov-12	MIML	On Market Purchase	AUD 3.10	2,269	FPO	64,662
16-Nov-12	MIML	On Market Sale	AUD 3.13	-565	FPO	64,663
20-Nov-12	MIML	On Market Sale	AUD 3.10	-8,224	FPO	64,664
26-Nov-12	MIML	On Market Sale	AUD 3.16	-3,472	FPO	64,665
29-Nov-12	MLL	On Market Sale	AUD 3.15	-414	FPO	64,666
30-Nov-12	MIML	On Market Purchase	AUD 3.15	2,115	FPO	64,667
30-Nov-12	MIML	On Market Sale	AUD 3.15	-4,600	FPO	64,668
11-Dec-12	MIML	On Market Purchase	AUD 3.22	1,711	FPO	64,669
13-Dec-12	MIML	On Market Sale	AUD 3.28	-6,548	FPO	64,670
13-Dec-12	MIML	On Market Sale	AUD 3.27	-5,505	FPO	64,671
18-Dec-12	MIML	On Market Purchase	AUD 3.34	3,435	FPO	64,672
20-Dec-12	MIML	On Market Purchase	AUD 3.35	4,857	FPO	64,673
21-Dec-12	MIML	On Market Purchase	AUD 3.27	1,418	FPO	64,674
21-Dec-12	MIML	On Market Purchase	AUD 3.27	573	FPO	64,675
2-Jan-13	MLL	Off Market Purchase	AUD 3.27	191	FPO	64,676
2-Jan-13	MIML	Off Market Sell	AUD 3.27	-191	FPO	64,677
2-Jan-13	MIML	On Market Sale	AUD 3.27	-1,537	FPO	64,678
3-Jan-13	MIML	On Market Sale	AUD 3.32	-25,394	FPO	64,679
8-Jan-13	MIML	On Market Purchase	AUD 3.29	1,855	FPO	64,680
8-Jan-13	MIML	On Market Sale	AUD 3.27	-14,729	FPO	64,681
9-Jan-13	MIML	On Market Sale	AUD 3.26	-1,557	FPO	64,682
10-Jan-13	MIML	On Market Purchase	AUD 3.24	1,866	FPO	64,683
10-Jan-13	MIML	On Market Sale	AUD 3.21	-2,047	FPO	64,684
11-Jan-13	MIML	On Market Purchase	AUD 3.24	2,709	FPO	64,685
11-Jan-13	MIML	On Market Sale	AUD 3.24	-2,036	FPO	64,686
11-Jan-13	MIML	On Market Sale	AUD 3.24	-908	FPO	64,687
11-Jan-13	MLL	On Market Sale	AUD 3.24	-327	FPO	64,688
14-Jan-13	MIML	Off Market Purchase	AUD 3.24	6,641	FPO	64,689
14-Jan-13	MIML	Off Market Sell	AUD 3.24	-6,641	FPO	64,690
14-Jan-13	MIML	On Market Sale	AUD 3.24	-15,211	FPO	64,691
15-Jan-13	MIML	On Market Purchase	AUD 3.22	2,495	FPO	64,692
16-Jan-13	MIML	On Market Sale	AUD 3.30	-6,446	FPO	64,693
17-Jan-13	MIML	INSPECIE Transfer Out	AUD 3.27	-64,735	FPO	64,694
17-Jan-13	MIML	On Market Sale	AUD 3.27	-45,011	FPO	64,695
21-Jan-13	MIML	On Market Purchase	AUD 3.28	8,830	FPO	64,696
24-Jan-13	MIML	On Market Purchase	AUD 3.25	2,612	FPO	64,697
24-Jan-13	MIML	On Market Sale	AUD 3.25	-670	FPO	64,698
24-Jan-13	MIML	On Market Sale	AUD 3.25	-172	FPO	64,699
24-Jan-13	MIML	On Market Sale	AUD 3.25	-599	FPO	64,700
25-Jan-13	MIML	INSPECIE Transfer Out	AUD 3.36	-228,946	FPO	64,701

Date of change	Person whose relevant interest changed	Nature of change	Consideration	Number of securities affected	Class	Person's votes affected
25-Jan-13	MIML	On Market Purchase	AUD 3.36	6,549	FPO	64,702
25-Jan-13	MIML	On Market Sale	AUD 3.36	-2,736	FPO	64,703
5-Feb-13	MIML	On Market Purchase	AUD 3.49	9,430	FPO	64,704
6-Feb-13	MIML	On Market Sale	AUD 3.54	-27,251	FPO	64,705
11-Feb-13	MIML	On Market Buy	AUD 3.57	9,664	FPO	64,706
12-Feb-13	MIML	On Market Purchase	AUD 3.52	10,334	FPO	64,707
14-Feb-13	MIML	INSPECIE Transfer Out	AUD 3.59	-47,400	FPO	64,708
18-Feb-13	MIML	On Market Sale	AUD 3.58	-2,528	FPO	64,709
19-Feb-13	MIML	On Market Buy	AUD 3.61	225	FPO	64,710
19-Feb-13	MIML	On Market Sale	AUD 3.61	-9,115	FPO	64,711
26-Feb-13	MIML	On Market Purchase	AUD 3.25	1,512	FPO	64,712
26-Feb-13	MIML	On Market Purchase	AUD 3.25	15,440	FPO	64,713
26-Feb-13	MIML	On Market Purchase	AUD 3.25	1,535	FPO	64,714
26-Feb-13	MIML	On Market Purchase	AUD 3.25	2,990	FPO	64,715
26-Feb-13	MIML	On Market Purchase	AUD 3.25	36,995	FPO	64,716
26-Feb-13	MIML	On Market Purchase	AUD 3.25	422	FPO	64,717
27-Feb-13	MIML	On Market Purchase	AUD 3.25	6,617	FPO	64,718
27-Feb-13	MIML	On Market Purchase	AUD 3.25	7,103	FPO	64,719
27-Feb-13	MIML	On Market Purchase	AUD 3.25	1,665	FPO	64,720
27-Feb-13	MIML	On Market Purchase	AUD 3.25	6,605	FPO	64,721
27-Feb-13	MIML	On Market Purchase	AUD 3.25	1,068	FPO	64,722
28-Feb-13	MIML	On Market Sale	AUD 3.76	-8,640	FPO	64,723
28-Feb-13	MLL	On Market Sale	AUD 3.76	-425	FPO	64,724
15-Mar-13	MIML	On Market Purchase	AUD 3.92	397	FPO	64,725
15-Mar-13	MIML	On Market Purchase	AUD 3.92	192	FPO	64,726
15-Mar-13	MLL	On Market Sale	AUD 3.92	-173	FPO	64,727
19-Mar-13	MIML	On Market Purchase	AUD 3.91	7,950	FPO	64,728
19-Mar-13	MIML	On Market Purchase	AUD 3.91	5,737	FPO	64,729
19-Mar-13	MIML	On Market Purchase	AUD 3.91	1,866	FPO	64,730
19-Mar-13	MIML	On Market Purchase	AUD 3.92	1,633	FPO	64,731
19-Mar-13	MIML	On Market Purchase	AUD 3.92	1,805	FPO	64,732
26-Mar-13	MIML	On Market Purchase	AUD 3.79	366	FPO	64,733
4-Apr-13	MIML	Off Market Purchase	AUD 3.88	15,659	FPO	64,734
4-Apr-13	MIML	Off Market Sell	AUD 3.88	-15,659	FPO	64,735
11-Apr-13	MIML	On Market Buy	AUD 3.97	3,296	FPO	64,736
30-Apr-13	MIML	On Market Sell	AUD 3.55	-514	FPO	64,737
1-May-13	MIML	INSPECIE Transfer Out	AUD 4.30	-504,404	FPO	64,738
8-May-13	MIML	On Market Purchase	AUD 4.56	69,553	FPO	64,739
8-May-13	MIML	On Market Purchase	AUD 4.62	1,256	FPO	64,740
8-May-13	MIML	On Market Sale	AUD 4.62	-6,728	FPO	64,741
23-May-13	MIML	INSPECIE Transfer In	AUD 4.32	23,893	FPO	64,742
28-May-13	MIML	On Market Sale	AUD 4.11	-11,615	FPO	64,743
29-May-13	MIML	On Market Purchase	AUD 4.14	1,039	FPO	64,744
30-May-13	MIML	On Market Purchase	AUD 4.02	4,905	FPO	64,745
3-Jun-13	MIML	On Market Purchase	AUD 3.97	2,364	FPO	64,746
4-Jun-13	MIML	On Market Sale	AUD 3.99	-6,667	FPO	64,747
7-Jun-13	MIML	On Market Purchase	AUD 3.81	3,967	FPO	64,748
7-Jun-13	MIML	On Market Sale	AUD 3.81	-1,963	FPO	64,749
11-Jun-13	MIML	On Market Sale	AUD 3.79	-3,190	FPO	64,750
13-Jun-13	MIML	On Market Sale	AUD 3.79	-1,083	FPO	64,751
14-Jun-13	MIML	On Market Purchase	AUD 3.75	8,120	FPO	64,752
21-Jun-13	MLL	On Market Sale	AUD 3.78	-887	FPO	64,753
27-Jun-13	MIML	On Market Sale	AUD 3.79	-10,887	FPO	64,754
2-Jul-13	MIML	On Market Sale	AUD 3.78	-13,240	FPO	64,755
4-Jul-13	MIML	On Market Purchase	AUD 3.80	1,049	FPO	64,756
4-Jul-13	MIML	On Market Purchase	AUD 3.80	1,195	FPO	64,757
17-Jul-13	MIML	On Market Purchase	AUD 3.99	8,579	FPO	64,758
17-Jul-13	MIML	On Market Purchase	AUD 3.98	5,719	FPO	64,759
1-Aug-13	MIML	On Market Sale	AUD 3.86	-7,007	FPO	64,760
6-Aug-13	MIML	On Market Purchase	AUD 3.70	35,346	FPO	64,761
12-Aug-13	MIML	On Market Sale	AUD 3.71	-3,384	FPO	64,762
13-Aug-13	MIML	On Market Purchase	AUD 3.70	6,390	FPO	64,763
14-Aug-13	MIML	On Market Sale	AUD 3.64	-14,769	FPO	64,764
21-Aug-13	MIML	On Market Sale	AUD 3.61	-1,262	FPO	64,765
23-Aug-13	MIML	On Market Sale	AUD 3.63	-2,207	FPO	64,766
26-Aug-13	MIML	On Market Sale	AUD 3.63	-770	FPO	64,767
27-Aug-13	MIML	On Market Sale	AUD 3.73	-1,539	FPO	64,768
29-Aug-13	MIML	On Market Sale	AUD 3.58	-4,421	FPO	64,769
3-Sep-13	MIML	On Market Sale	AUD 3.62	-2,752	FPO	64,770
4-Sep-13	MIML	On Market Sale	AUD 3.61	-942	FPO	64,771
5-Sep-13	MIML	On Market Sale	AUD 3.56	-796	FPO	64,772
6-Sep-13	MIML	On Market Sale	AUD 3.62	-1,446	FPO	64,773
12-Sep-13	MIML	On Market Sale	AUD 3.55	-1,009	FPO	64,774
18-Sep-13	MIML	On Market Sale	AUD 3.72	-2,307	FPO	64,775

Date of change	Person whose relevant interest changed	Nature of change	Consideration	Number of securities affected	Class	Person's votes affected
20-Sep-13	MLL	On Market Sale	AUD 3.80	-726	FPO	64,776
23-Sep-13	MIML	On Market Buy	AUD 3.79	939	FPO	64,777
25-Sep-13	MIML	On Market Sale	AUD 3.80	-3,016	FPO	64,778
25-Sep-13	MIML	On Market Sale	AUD 3.80	-9,633	FPO	64,779
26-Sep-13	MIML	On Market Sale	AUD 3.73	-858	FPO	64,780
30-Sep-13	MIML	On Market Sale	AUD 3.69	-1,429	FPO	64,781
1-Oct-13	MIML	On Market Sale	AUD 3.72	-2,138	FPO	64,782
1-Oct-13	MIML	On Market Sale	AUD 3.72	-1,506	FPO	64,783
2-Oct-13	MIML	On Market Sale	AUD 3.75	-924	FPO	64,784
3-Oct-13	MIML	On Market Sale	AUD 3.70	-1,278	FPO	64,785
8-Oct-13	MIML	INSPECIE Transfer In	AUD 3.68	9,374	FPO	64,786
8-Oct-13	MIML	INSPECIE Transfer Out	AUD 3.68	-9,374	FPO	64,787
8-Oct-13	MIML	On Market Sale	AUD 3.68	-16,710	FPO	64,788
10-Oct-13	MIML	On Market Sale	AUD 3.70	-1,772	FPO	64,789
16-Oct-13	MIML	On Market Sale	AUD 3.72	-566	FPO	64,790
18-Oct-13	MIML	INSPECIE Transfer Out	AUD 3.79	-39,069	FPO	64,791
22-Oct-13	MIML	On Market Purchase	AUD 3.87	617	FPO	64,792
28-Oct-13	MIML	INSPECIE Transfer In	AUD 3.80	44,229	FPO	64,793
29-Oct-13	MIML	On Market Sell	AUD 3.58	-944	FPO	64,794
31-Oct-13	MIML	On Market Sale	AUD 3.87	-4,813	FPO	64,795
6-Nov-13	MIML	On Market Sale	AUD 3.77	-1,768	FPO	64,796
12-Nov-13	MIML	On Market Sale	AUD 3.80	-5,310	FPO	64,797
12-Nov-13	MIML	On Market Sell	AUD 3.58	-496	FPO	64,798
13-Nov-13	MIML	On Market Sale	AUD 3.76	-2,820	FPO	64,799
14-Nov-13	MIML	On Market Sale	AUD 3.77	-1,159	FPO	64,800
19-Nov-13	MIML	On Market Sale	AUD 3.72	-2,349	FPO	64,801
25-Nov-13	MIML	On Market Sale	AUD 3.83	-28,748	FPO	64,802
26-Nov-13	MIML	On Market Purchase	AUD 3.82	1,187	FPO	64,803
26-Nov-13	MIML	On Market Sale	AUD 3.82	-43,440	FPO	64,804
28-Nov-13	MIML	INSPECIE Transfer Out	AUD 3.66	-199,596	FPO	64,805
28-Nov-13	MIML	On Market Purchase	AUD 3.66	4,508	FPO	64,806
29-Nov-13	MIML	INSPECIE Transfer Out	AUD 3.75	-319,280	FPO	64,807
29-Nov-13	MIML	On Market Purchase	AUD 3.75	1,374	FPO	64,808
2-Dec-13	MIML	Off Market Purchase	AUD 3.66	350	FPO	64,809
2-Dec-13	MIML	Off Market Sell	AUD 3.66	-350	FPO	64,810
4-Dec-13	MIML	INSPECIE Transfer Out	AUD 3.61	-21,000	FPO	64,811
5-Dec-13	MIML	On Market Purchase	AUD 3.56	360	FPO	64,812
11-Dec-13	MIML	On Market Sale	AUD 3.51	-988	FPO	64,813
12-Dec-13	MIML	On Market Sale	AUD 3.50	-352	FPO	64,814
16-Dec-13	MIML	On Market Purchase	AUD 3.49	1,481	FPO	64,815
16-Dec-13	MIML	On Market Sale	AUD 3.49	-1,750	FPO	64,816
16-Dec-13	MIML	On Market Sale	AUD 3.49	-2,847	FPO	64,817
17-Dec-13	MIML	On Market Sale	AUD 3.48	-1,508	FPO	64,818
18-Dec-13	MIML	On Market Sale	AUD 3.54	-525	FPO	64,819
23-Dec-13	MIML	On Market Purchase	AUD 3.69	31,499	FPO	64,820
27-Dec-13	MIML	On Market Sale	AUD 3.65	-730	FPO	64,821
31-Dec-13	MIML	On Market Sale	AUD 3.65	-3,221	FPO	64,822
2-Jan-14	MIML	On Market Sale	AUD 3.68	-14,581	FPO	64,823
6-Jan-14	MIML	On Market Sale	AUD 3.68	-1,748	FPO	64,824
8-Jan-14	MIML	On Market Sell	AUD 3.58	-1,313	FPO	64,825
10-Jan-14	MIML	On Market Purchase	AUD 3.76	1,821	FPO	64,826
17-Jan-14	MIML	On Market Sale	AUD 3.70	-1,129	FPO	64,827
29-Jan-14	MIML	On Market Sale	AUD 3.76	-945	FPO	64,828
3-Feb-14	MIML	On Market Sale	AUD 3.71	-872	FPO	64,829
10-Feb-14	MIML	On Market Purchase	AUD 3.80	548	FPO	64,830
17-Feb-14	MIML	On Market Sale	AUD 3.88	-6,097	FPO	64,831
24-Feb-14	MIML	On Market Purchase	AUD 3.94	2,404	FPO	64,832
24-Feb-14	MIML	On Market Sale	AUD 3.94	-2,123	FPO	64,833
25-Feb-14	MIML	On Market Purchase	AUD 3.67	448	FPO	64,834
25-Feb-14	MIML	On Market Purchase	AUD 3.66	452	FPO	64,835
25-Feb-14	MIML	On Market Purchase	AUD 3.67	1,521	FPO	64,836
25-Feb-14	MIML	On Market Purchase	AUD 3.67	381	FPO	64,837
25-Feb-14	MIML	On Market Purchase	AUD 3.67	20,924	FPO	64,838
25-Feb-14	MIML	On Market Purchase	AUD 3.67	6,800	FPO	64,839
25-Feb-14	MIML	On Market Purchase	AUD 3.66	839	FPO	64,840
26-Feb-14	MIML	On Market Buy	AUD 4.02	302	FPO	64,841
26-Feb-14	MIML	On Market Purchase	AUD 3.80	553	FPO	64,842
26-Feb-14	MIML	On Market Purchase	AUD 3.80	5,035	FPO	64,843
26-Feb-14	MIML	On Market Purchase	AUD 3.80	20,510	FPO	64,844
26-Feb-14	MIML	On Market Purchase	AUD 3.80	3,871	FPO	64,845
26-Feb-14	MIML	On Market Purchase	AUD 3.80	139,239	FPO	64,846
26-Feb-14	MIML	On Market Purchase	AUD 3.80	32,557	FPO	64,847
26-Feb-14	MIML	On Market Purchase	AUD 3.80	25,601	FPO	64,848
26-Feb-14	MIML	On Market Purchase	AUD 3.80	113,725	FPO	64,849

Date of change	Person whose relevant interest changed	Nature of change	Consideration	Number of securities affected	Class	Person's votes affected
26-Feb-14	MIML	On Market Purchase	AUD 3.67	6,873	FPO	64,850
26-Feb-14	MIML	On Market Purchase	AUD 3.80	43,467	FPO	64,851
26-Feb-14	MIML	On Market Purchase	AUD 3.67	5,703	FPO	64,852
26-Feb-14	MIML	On Market Purchase	AUD 3.80	24,510	FPO	64,853
26-Feb-14	MIML	On Market Purchase	AUD 3.67	1,512	FPO	64,854
26-Feb-14	MIML	On Market Purchase	AUD 3.80	16,978	FPO	64,855
26-Feb-14	MIML	On Market Purchase	AUD 3.80	7,085	FPO	64,856
26-Feb-14	MIML	On Market Purchase	AUD 3.80	7,471	FPO	64,857
26-Feb-14	MIML	On Market Purchase	AUD 3.67	993	FPO	64,858
26-Feb-14	MLL	On Market Purchase	AUD 3.80	2,527	FPO	64,859
3-Mar-14	MIML	On Market Sale	AUD 4.06	-59,259	FPO	64,860
4-Mar-14	MLL	Off Market Purchase	AUD 4.06	36	FPO	64,861
4-Mar-14	MIML	Off Market Sell	AUD 4.06	-36	FPO	64,862
4-Mar-14	MIML	On Market Sale	AUD 4.06	-839	FPO	64,863
4-Mar-14	MIML	On Market Sale	AUD 4.06	-831	FPO	64,864

ANNEXURE 'C'

This is the annexure marked 'C' of 42 pages referred to in the Notice of change of interests of substantial holder.

Dennis Leong
Company Secretary, Macquarie Group Limited
7 March 2013



Australian Securities Lending Association Limited

(ACN 054 944 482)
Level 18, 20 Bond Street
Sydney NSW 2000
Tel: (02) 9220 1413
Fax: (02) 9220 1379

AUSTRALIAN MASTER SECURITIES LENDING AGREEMENT *

(Version: November 2003)

dated as of: 3 August 2010

Between: (1) (Name of Company) **Morgan Stanley Australia Securities Limited**
(ACN or ARBN (as applicable)) ACN 078 652 276 _____
a company incorporated under the laws of New South Wales _____
of (Business address) Level 39 Chifley Tower, 2 Chifley Square, Sydney,
New South Wales, 2000, Australia _____

And: (2) (Name of Company) **Macquarie Bank Limited**
(ACN or ARBN (as applicable)) **ACN 008 583 542** _____
a company incorporated under the laws of Australian Capital Territory
of (Business address) Level 2, No.1 Martin Place,
Sydney, NSW, 2000 Australia _____

- * The original (Version: 4 April 1997) version of this agreement was adapted from the ISLA Overseas Securities Lender's Agreement (Version: December 1995, as amended by 1996 UK Tax Addendum), prepared by Clifford Chance, London, England for use by parties required to meet UK Inland Revenue tax requirements. The 4 April 1997 version has been updated in December 2002 and November 2003 to take account of, among other things, intervening Australian tax, stamp duty and regulatory changes, and also to better reflect Australian market practice.
- * The original and updated versions of this agreement are both also subject to the "Warning and Disclaimer" on the coversheet to the original (Version: 4 April 1997) and updated (Version: November 2003) "User's Guide" relating to this agreement.

© m
Governor Phillip Tower
1 Farrer Place
Sydney NSW 2000
Telephone (02) 9296 2000
Fax (02) 9296 3999
DX 113 Sydney Ref: JCK

1	Interpretation	1
2	Loans of Securities	2
3	Delivery of Securities	3
4	Title, Distributions and Voting	3
5	Fees	5
6	Collateral	5
7	Redelivery of Equivalent Securities	8
7A	Suspended Securities	9
8	Set-off etc.	9
9	Stamp duty, taxes etc and loss of tax benefits	11
10	Lender's warranties	15
11	Borrower's warranties	15
12	Events of Default	16
13	Outstanding payments	17
14	Transactions entered into as agent	17
15	Termination of course of dealings by notice	18
16	No reliance on tax or accounting representations by other Party	19
17	Observance of procedures	19
18	Severance	19
19	Specific performance	19
20	Notices	19
21	Assignment	20
22	Non-Waiver	20
23	Time	20
24	Recording	20
25	Miscellaneous	20

26	Definitions	21
27	Governing Law and Jurisdiction	29
Schedule 1	Particulars	30
Schedule 2	Specimen Form of Borrowing Request (see clause 2.1 and definition of "Borrowing Request" in clause 26)	33
Schedule 3	Supplementary Terms and Conditions (if any)	34

AGREEMENT

Recitals:

- A. The Parties hereto are desirous of agreeing to a procedure whereby either one of them (the “**Lender**”) will make available to the other of them (the “**Borrower**”) from time to time Securities (as hereinafter defined).
- B. All transactions carried out under this Agreement will be effected in accordance with the Rules (as hereinafter defined), if applicable, **together with** current market practices, customs and conventions, in so far as they are not inconsistent with the terms of this Agreement.

Operative provisions:

1 Interpretation

- 1.1 **[Definitions]** The terms defined in clause 26 and in Schedule 1 have the meanings therein specified for the purposes of this Agreement.
- 1.2 **[Inconsistency]** In the event of any inconsistency between the provisions of Schedule 1 and the other provisions of this Agreement, Schedule 1 will prevail. In the event of any inconsistency between the provisions (if any) of Schedule 3 and the other provisions of this Agreement (including Schedule 1), Schedule 3 will prevail. In the event of any inconsistency between the provisions of any Confirmation and this Agreement (including Schedules 1 and 3), such Confirmation will prevail for the purpose of the relevant transaction.
- 1.3 **[Single agreement]** All transactions are entered into in reliance on the fact that this Agreement and all Confirmations form a single agreement between the Parties (collectively referred to as this “**Agreement**”), and the Parties would not otherwise enter into any transactions.
- 1.4 **[Interpretation]** In this Agreement:
 - (a) Unless the context otherwise requires:
 - (i) The **singular** includes the plural and vice versa.
 - (ii) A **person** includes a corporation.
 - (iii) A **corporation** includes any body corporate and any statutory authority.
 - (iv) A reference to a statute, ordinance, code or other law or the Rules includes regulations or other instruments under it or them and consolidations, amendments, re-enactments or replacements of any of them.
 - (b) Notwithstanding the use of expressions such as “borrow”, “lend”, “Collateral”, “Margin”, “redeliver” etc., which are used to reflect

terminology used in the market for transactions of the kind provided for in this Agreement, all right, title and interest in and to Securities “borrowed” or “lent” and “Collateral” which one Party Transfers to the other in accordance with this Agreement (“title”) shall pass from one Party to the other free and clear of any liens, claims, charges or encumbrances or any other interest of the Transferring Party or of any third party (other than a lien routinely imposed on all securities in a relevant clearance system), the Party obtaining such title being obliged to redeliver Equivalent Securities or Equivalent Collateral, as the case may be. Each Transfer under this Agreement will be made so as to constitute or result in a valid and legally effective transfer of the Transferring Party’s legal and beneficial title to the recipient.

(c) Where, in respect of any transaction, any distribution is made, or Income or fee is paid, other than in cash, the provisions of this agreement (other than clause 4.2(b)) shall apply, with necessary modifications, to the same extent as if the distribution, Income or fee had been made or paid in cash, and terms such as “pay” and “amount” shall be construed accordingly.

1.5 [Headings] All headings appear for convenience only and shall not affect the interpretation of this Agreement.

1.6 [Currency conversion] For the purposes of clauses 6, 8.3 and 8.4, when a conversion into the Base Currency is required, all prices, sums or values (including any Value, Offer Value and Bid Value) of Securities, Equivalent Securities, Collateral or Equivalent Collateral (including Cash Collateral) stated in currencies other than the Base Currency shall be converted into the Base Currency at the rate quoted by an Australian bank selected by the Lender (or, if an Event of Default has occurred in relation to the Lender, by the Borrower) at or about 11.00am (Sydney time) on the day of conversion as its spot rate for the sale by the bank of the Base Currency in exchange for the relevant other currency.

1.7 [Other agreements] Where at any time there is in existence any other agreement between the Parties the terms of which make provision for the lending of Securities (as defined in this Agreement) as well as other securities, the terms of this Agreement shall apply to the lending of such Securities to the exclusion of any other such agreement.

1.8 [Nominees] If payment is made or Securities, Equivalent Securities, Collateral or Equivalent Collateral is Transferred to a Party’s nominee or otherwise in accordance with the directions of a Party (whether by the other Party or by a third party), it shall be deemed, for the purposes of this agreement, to have been paid or made or Transferred to the first mentioned Party.

2 Loans of Securities

2.1 [Borrowing Request and acceptance thereof] The Lender will lend Securities to the Borrower, and the Borrower will borrow Securities from the Lender, in accordance with the terms and conditions of this Agreement and with the Rules. The terms of each Loan should be agreed prior to the commencement of the relevant Loan, either orally or in writing (including any agreed form of electronic communication) and confirmed in such form and on such basis as is agreed between the Parties. Any confirmation produced by a Party shall not supersede or prevail over the prior oral, written or electronic communication (as the case may be).

2.2 [Changes to a Borrowing Request] The Borrower has the right to reduce the amount of Securities referred to in, or otherwise vary, a Borrowing Request provided that:

- (a) the Borrower has notified the Lender of such reduction or variation no later than midday Australian Eastern standard or summer (as appropriate) time on the day which is two Business Days prior to the Settlement Date, unless otherwise agreed between the Parties, and
- (b) the Lender shall have accepted such reduction or variation (by whatever means).

3 Delivery of Securities

[Delivery of Securities] The Lender shall procure the delivery of Securities to the Borrower or deliver such Securities in accordance with the relevant agreement **together with** appropriate instruments of transfer (where necessary) duly stamped (where necessary) and such other instruments (if any) as may be requisite to vest title thereto in the Borrower. Such Securities shall be deemed to have been delivered by the Lender to the Borrower on delivery to the Borrower or as it shall direct of the relevant instruments of transfer and certificates or other documents of title (if any), or in the case of Securities title to which is registered in a computer based system which provides for the recording and transfer of title to the same by way of electronic entries (such as CHESS), on the transfer of title in accordance with the rules and procedures of such system as in force from time to time, or by such other means as may be agreed.

4 Title, Distributions and Voting

4.1 [Passing of title] The Parties shall execute and deliver all necessary documents and give all necessary instructions to procure that all right, title and interest in:

- (a) any Securities borrowed pursuant to clause 2;
- (b) any Equivalent Securities redelivered pursuant to clause 7;
- (c) any Collateral delivered pursuant to clause 6;
- (d) any Equivalent Collateral redelivered pursuant to clauses 6 or 7,

shall pass from one Party to the other, free from all liens, charges, equities and encumbrances, on delivery or redelivery of the same in accordance with this Agreement. In the case of Securities, Collateral, Equivalent Securities or Equivalent Collateral title to which is registered in a computer based system which provides for the recording and transfer of title to the same by way of electronic entries, delivery and transfer of title shall take place in accordance with the rules and procedures of such system as in force from time to time.

4.2 [Distributions]

- (a) [Distributions] Unless otherwise agreed, where Income is paid by the issuer in relation to any Securities on or by reference to an Income Payment Date on which such Securities are the subject of a loan under this Agreement, the Borrower shall, on the date of the payment of such Income, or on such other date as the Parties may from time to time agree, (the “Relevant Payment Date”) pay to the Lender a sum of money (a

“**Substitute payment**”) equivalent to the amount that the Lender would have been entitled to receive (after any deduction, withholding or payment for or on account of any tax made by the relevant issuer (or on its behalf) in respect of such Income) had such Securities not been loaned to the Borrower and been held by the Lender on the Income Payment Date, irrespective of whether the Borrower received the same.

- (b) **[Corporate actions]** Subject to paragraph (c) (unless otherwise agreed), where, in respect of any borrowed Securities or any Collateral, any rights relating to conversion, subdivision, consolidation, pre-emption, rights arising under a takeover offer or other rights, including those requiring election by the holder for the time being of such Securities or Collateral, become exercisable prior to the redelivery of Equivalent Securities or Equivalent Collateral, then the Lender or Borrower, as the case may be, may, within a reasonable time before the latest time for the exercise of the right or option, give written notice to the other Party that, on redelivery of Equivalent Securities or Equivalent Collateral, as the case may be, it wishes to receive Equivalent Securities or Equivalent Collateral in such form as will arise if the right is exercised or, in the case of a right which may be exercised in more than one manner, is exercised as is specified in such written notice.
- (c) **[1936 Tax Act sections 26BC(3)(c)(ii) and (v) requirements]** Notwithstanding paragraph (b), where, in respect of any borrowed Securities or any Collateral, the relevant issuer company, trustee, government or government authority issues any right or option in respect of the borrowed Securities or Collateral, as the case may be, the Borrower or the Lender, respectively, must deliver or make available, as the case may be, to the other Party on the date of such issue or on such other date as the Parties may from time to time agree:
- (i) the right, or option; or
 - (ii) an identical right or option; or
 - (iii) a payment equal to the value to the Lender or the Borrower, respectively, of the right or option;
- together with any such endorsements or assignments as shall be customary and appropriate.
- (d) **[Manner of payment]** Any payment to be made by the Borrower under this clause shall be made in a manner to be agreed between the Parties.

- 4.3 **[Voting]** Unless paragraph 4 in Schedule 1 specifies that this clause 4.3 does not apply, each Party undertakes that, where it holds Securities of the same description as any Securities borrowed by it or transferred to it by way of Collateral at a time when a right to vote arises in respect of such Securities, it will use its best endeavours to arrange for the voting rights attached to such Securities to be exercised in accordance with the instructions of the other Party **provided always that** each Party shall use its best endeavours to notify the other of its instructions in writing no later than seven Business Days prior to the date upon which such votes are exercisable, or as otherwise agreed between the Parties, and that the Party concerned shall not be obliged so to exercise the votes in respect of the number of Securities greater than the number so lent or transferred to it. For the avoidance of doubt, the Parties agree that, subject as hereinbefore provided, any voting rights

attaching to the relevant Securities, Equivalent Securities, collateral and/or Equivalent Collateral shall be exercisable by the persons in whose name they are registered, or in the case of Securities, Equivalent Securities, collateral and/or Equivalent Collateral in bearer form by the persons by or on behalf of whom they are held, and not necessarily by the Borrower or the Lender (as the case may be).

5 Fees

- 5.1 **[Fees]** In respect of each loan of Securities:
- (a) for which the Collateral is cash:
 - (i) the Lender must pay a fee to the Borrower in respect of the amount of that Collateral, calculated at the rate agreed between them; and
 - (ii) unless the Parties otherwise agree, the Borrower is not obliged to pay a fee to the Lender;
 - (b) for which there is no Cash Collateral, the Borrower must pay a fee to the Lender, calculated at the rate agreed between them.
- 5.2 **[Where there are different types of Collateral]** Where the Collateral comprises only partly cash, clause 5.1 is to be construed as if there were separate loans of Securities, one secured solely by Cash Collateral and the other secured solely by non-cash Collateral.
- 5.3 **[Calculation of fees]** In respect of each loan of Securities, the payments referred to in clause 5.1 of this clause shall accrue daily in respect of the period commencing on and inclusive of the Settlement Date and terminating on and exclusive of the Business Day upon which Equivalent Securities are redelivered or Cash Collateral is repaid. Unless otherwise agreed, the sums so accruing in respect of each calendar month shall be paid in arrears by the Borrower to the Lender or to the Borrower by the Lender (as the case may be) not later than the Business Day which is one week after the last Business Day of the calendar month to which such payment relates or such other date as the Parties from time to time agree. Any payment made pursuant to clause 5.1 shall be in Australian currency, unless otherwise agreed, and shall be paid in such manner and at such place as shall be agreed between the Parties.

6 Collateral

- 6.1 **[Borrower's obligation to provide Collateral]** Unless otherwise agreed, subject to the other provisions of this clause 6, the Borrower undertakes to deliver to or deposit with the Lender (or in accordance with the Lender's instructions) Collateral of the kind specified in the relevant Borrowing Request or as otherwise agreed between the Parties (together with appropriate instruments of transfer duly stamped (where necessary) and such other instruments as may be requisite to vest title thereto in the Lender) simultaneously with delivery of the borrowed Securities by the Lender.
- 6.2 **[Global margining]**
- (a) **[Adjustments to Collateral]** Unless otherwise agreed between the Parties, subject to paragraph (b), clause 6.4 and paragraph 1.5 in Schedule 1:
 - (i) The aggregate Value of the Collateral delivered to or deposited with the Lender or its nominated bank or depository (excluding any

Collateral repaid or redelivered under paragraph (ii) below (as the case may be)) in respect of **all** loans of Securities outstanding under this Agreement ("**Posted Collateral**") shall from day to day and at any time be at least the aggregate of the Required Collateral Values in respect of such loans.

- (ii) If at any time the aggregate Value of the Posted Collateral in respect of all loans of Securities outstanding under this Agreement exceeds the aggregate of the Required Collateral Values in respect of such loans, the Lender shall (on demand) repay such Cash Collateral and/or redeliver to the Borrower such Equivalent Collateral as will eliminate the excess.
 - (iii) If at any time the aggregate Value of the Posted Collateral in respect of all loans of Securities outstanding under this Agreement falls below the aggregate of Required Collateral Values in respect of all such loans, the Borrower shall (on demand) provide such further Collateral to the Lender as will eliminate the deficiency.
- (b) **[Netting of Collateral obligations where a Party is both Lender and Borrower]** Unless otherwise agreed between the Parties, subject to clause 6.4 and paragraph 1.5 in Schedule 1, where paragraph (a) applies, if a Party (the "**first Party**") would, but for this paragraph, be required under paragraph (a) to repay Cash Collateral, redeliver Equivalent Collateral or provide further Collateral in circumstances where the other Party (the "**second Party**") would, but for this paragraph, also be required to repay Cash Collateral, redeliver Equivalent Collateral or provide further Collateral under paragraph (a), then the Value of the Cash Collateral, Equivalent Collateral or further Collateral deliverable by the first Party ("**X**") shall be set-off against the Value of the Cash Collateral, Equivalent Collateral or further Collateral deliverable by the second Party ("**Y**") and the only obligation of the Parties under paragraph (a) shall be, where X exceeds Y, an obligation of the first Party, or where Y exceed X, an obligation of the second Party, (on demand) to repay Cash Collateral, redeliver Equivalent Collateral or deliver further Collateral having a Value equal to the difference between X and Y.
- 6.3 **[Required Collateral Value]** For the purposes of clause 6.2(a), the Value of the Posted Collateral to be delivered or deposited in respect of any loan of Securities, while the loan of Securities continues, shall be equal to the aggregate of the Value of the borrowed Securities and the Margin applicable thereto (the "**Required Collateral Value**").
- 6.4 **[Time for payment/repayment of Collateral]** Except as provided in clause 6.1 or clause 6.6 or as otherwise agreed, where any Cash Collateral is to be repaid, Equivalent Collateral is to be redelivered or further Collateral is to be provided under this clause 6, it shall be paid or delivered as stated in paragraph 1.4 in Schedule 1.
- 6.5 **[Substitution of Alternative Collateral]** The Borrower may from time to time call for the repayment of Cash Collateral or the redelivery of Equivalent Collateral prior to the date on which the same would otherwise have been repayable or redeliverable, provided that, at the time of such repayment or redelivery, the Borrower shall have delivered or delivers Alternative Collateral acceptable to the Lender.

- 6.6 **[Return of Collateral/Equivalent Collateral on redelivery of Equivalent Securities]**
- (a) Cash Collateral shall be repaid and Equivalent Collateral shall be redelivered at the same time as Equivalent Securities in respect of the Securities borrowed are redelivered.
 - (b) Where Collateral is provided through a book entry transfer system (such as Austraclear or RITS), the obligation of the Lender shall be to redeliver Equivalent Collateral through such book entry transfer system in accordance with this Agreement. If the loan of Securities in respect of which Collateral was provided has not been discharged when the Equivalent Collateral is redelivered, any payment obligation generated within the book entry transfer system on such redelivery shall, until the loan of Securities is discharged or further Collateral is provided, be deemed to constitute an obligation to pay Cash Collateral.
- 6.7 **[Receipt by Lender of Income on Collateral]** Where Collateral (other than Cash Collateral) is delivered in respect of which any Income may become payable and an Income Payment Date in respect of that Collateral occurs prior to the redelivery of Equivalent Collateral, then, unless such Income is paid directly to the Borrower, the Lender shall, on the date on which such Income is paid or on such other date as the Parties may from time to time agree, pay to the Borrower a sum of money (a “**Substitute payment**”) equivalent to the amount of such Income that (after any deduction, withholding or payment for or on account of any tax made by the relevant issuer (or on its behalf) in respect of such Income) the Lender either actually received, or would have been entitled to receive had such Collateral been held by the Lender on the Income Payment Date, irrespective of whether the Lender received the same. If the Lender is required by law, as modified by the practice of any relevant taxing authority, to make any deduction or withholding from any Substitute payment to be made under the preceding sentence, then the Lender must:
- (a) promptly pay to the relevant taxing authority the full amount of the deduction or withholding; and
 - (b) forward to the Borrower on request a copy of any official receipt or other evidence showing that the full amount of any such deduction or withholding has been paid over to the relevant taxing authority.
- 6.8 **[Borrower’s rights re Collateral are not assignable]** The Borrower may not assign, transfer or otherwise dispose of, or mortgage, charge or otherwise encumber, or otherwise deal with its rights in respect of any Collateral without the prior written consent of the Lender.
- 6.9 **[Lender may set off obligation to repay or return Equivalent Collateral]** If the Borrower fails to comply with its obligation to redeliver Equivalent Securities, the obligation of the Lender in respect of any Collateral may be the subject of a set-off in accordance with clause 8.
- 6.10 **[Collateral provided to Lender’s Nominee]** Without limiting clause 1.8, where Collateral is provided to the Lender’s nominee, any obligation under this Agreement to repay or redeliver or otherwise account for Equivalent Collateral shall be an obligation of the Lender, notwithstanding that any such repayment or redelivery may be effected in any particular case by the nominee.

- 6.11 **[Letters of Credit]** If the Collateral in respect of one or more loans of Securities is or includes a letter of credit, the Lender may only draw down under that letter of credit when an Event of Default occurs in relation to the Borrower and, upon the Lender drawing down, whether or not permitted under this clause 6.11, the Collateral (or that part of it represented by the letter of credit) becomes Cash Collateral.
- 6.12 **[Non-Cash Collateral]** If the Collateral in respect of one or more loans of Securities is or includes other Securities and either the Borrower is a taxpayer to whom the Tax Act applies in respect of the disposal of those other Securities or in any other case the Parties so agree:
- (a) The Parties acknowledge that the provision of those other Securities is by way of a loan of Securities under this Agreement, to which section 26BC(3)(a) of the 1936 Tax Act may apply (subject to the re-acquisition time being less than 12 months after the original disposal time).
 - (b) For the purposes of section 26BC(3)(d) of the 1936 Tax Act, the notifiable consideration in respect of the provision of those Securities by way of loan is specified as follows:
 - (i) There is no fee.
 - (ii) There is no adjustment for variations in the market value of the Collateral or Equivalent Collateral.
 - (iii) There is other consideration: see the obligations of the recipient of the Collateral under clauses 4.2(b), 4.2(c), 4.3 and 6.7.
 - (c) For the avoidance of doubt, this clause 6.12 is directed solely at clarifying either or both of the following issues: that the provision of the other Securities as Collateral is eligible for the application of first section 26BC and secondly, where applicable, sections 216-10 and 216-30 of the 1997 Tax Act. Accordingly, clauses 2, 4.2(a), 5, 6.1 to 6.11, 7, 8, 9.1, 9.2 (unless otherwise agreed), 9.4 and 12 do not apply to any loan of Securities under paragraph (a). Instead, those Securities are simply to be regarded as Collateral for the purposes of those clauses.

7 Redelivery of Equivalent Securities

- 7.1 **[Borrower's obligation to redeliver Equivalent Securities]** The Borrower undertakes to redeliver Equivalent Securities in accordance with this Agreement and the terms of the relevant Borrowing Request.
- 7.2 **[Lender may call for redelivery of Equivalent Securities]** Subject to clause 8 and the terms of the relevant Borrowing Request, the Lender may call for the redelivery of all or any Equivalent Securities at any time by giving notice on any Business Day of not less than the Standard Settlement Time for such Equivalent Securities or the equivalent time on the exchange or in the clearing organisation through which the relevant borrowed Securities were originally delivered. The Borrower shall as hereinafter provided redeliver such Equivalent Securities not later than the expiry of such notice in accordance with the Lender's instructions.
- 7.3 **[Lender may terminate loan if Borrower defaults]** If the Borrower does not redeliver Equivalent Securities in accordance with such call, the Lender may elect to continue the loan of Securities; **provided that**, if the Lender does not elect to

continue the loan, the Lender may by written notice to the Borrower elect to terminate the relevant loan. Upon the expiry of such notice the provisions of clauses 8.2 to 8.5 shall apply as if upon the expiry of such notice an Event of Default had occurred in relation to the Borrower (who shall thus be the Defaulting Party for the purposes of this Agreement) and as if the relevant loan were the only loan outstanding.

- 7.4 **[Consequence of exercise of “buy-in” against Lender, as a result of Borrower default]** In the event that, as a result of the failure of the Borrower to redeliver Equivalent Securities to the Lender in accordance with this Agreement, a “buy-in” is exercised against the Lender, then, provided that reasonable notice has been given to the Borrower of the likelihood of such a “buy-in”, the Borrower shall account to the Lender for the total costs and expenses reasonably incurred by the Lender as a result of such “buy-in”.
- 7.5 **[Right of Borrower to terminate loan early]** Subject to the terms of the relevant Borrowing Request, the Borrower shall be entitled at any time to terminate a particular loan of Securities and to redeliver all and any Equivalent Securities due and outstanding to the Lender in accordance with the Lender’s instructions.

7A Suspended Securities

- 7A.1 This clause 7A applies if:
- (a) dealings in any borrowed Securities or Collateral Securities are suspended from trading by the stock exchange on which the Securities were listed at the time of delivery under this Agreement, whether by reason of the adverse position of the issuer or otherwise; or
 - (b) for any other reason concerning the issuer of those Securities (such as the liquidation, provisional liquidation, administration or receivership of the issuer, or the Securities ceasing to be listed for trading on the stock exchange on which they were listed at the time of delivery under this Agreement), or concerning the exchange or clearing house through which they are traded, one Party is unable to transfer title to those Securities or Equivalent Securities to the Other Party.
- 7A.2 At any time while a situation described in clause 7A.1 prevails in relation to particular borrowed or Collateral Securities (the “**Suspended Securities**”), either the Lender or the Borrower may give notice (a “**Suspension Notice**”) to the other, in which event clauses 7A.3 and 7A.4 shall apply.
- 7A.3 If a Suspension Notice is given, the Borrower and the Lender shall promptly enter into negotiations in good faith with a view to promptly agreeing the market value of the Suspended Securities for the purposes of this clause 7A. Neither the Borrower nor the Lender may unreasonably withhold or delay its agreement to a market value reasonably proposed by the other Party.
- 7A.4 Any market value agreed under clause 7A.3 applies to the Suspended Securities notwithstanding the definition of Value in clause 26.

8 Set-off etc.

- 8.1 **[Requirement for simultaneous delivery]** On the date and time that Equivalent Securities are required to be redelivered by the Borrower in accordance with the

provisions of this Agreement the Lender shall simultaneously redeliver the Equivalent Collateral and repay any Cash Collateral held (in respect of the Equivalent Securities to be redelivered) to the Borrower. Neither Party shall be obliged to make delivery (or make a payment as the case may be) to the other unless it is satisfied that the other Party will make such delivery (or make an appropriate payment as the case may be) to it simultaneously. If it is not so satisfied (whether because an Event of Default has occurred in respect of the other Party or otherwise), it shall notify the other Party and, unless that other Party has made arrangements which are sufficient to assure full delivery (or the appropriate payment as the case may be) to the notifying Party, the notifying Party shall (provided it is itself in a position, and willing, to perform its own obligations) be entitled to withhold delivery (or payment, as the case may be) to the other Party.

- 8.2 **[Netting following occurrence of Event of Default]** If an Event of Default occurs in relation to either Party, the Parties' delivery and payment obligations (and any other obligations they have under this Agreement) shall be accelerated so as to require performance thereof at the time such Event of Default occurs (the date of which shall be the "**Performance Date**" for the purposes of this clause), and in such event:
- (a) the Relevant Value of the Securities to be delivered (or payment to be made, as the case may be) by each Party shall be established in accordance with clause 8.3; and
 - (b) on the basis of the Relevant Values so established, an account shall be taken (as at the Performance Date) of what is due from each Party to the other and (on the basis that each Party's claim against the other in respect of delivery of Equivalent Securities or Equivalent Collateral or any cash payment equals the Relevant Value thereof) the sums due from one Party shall be set-off against the sums due from the other and only the balance of the account shall be payable (by the Party having the claim valued at the lower amount pursuant to the foregoing) and such balance shall be payable on the Performance Date.
- 8.3 **[Relevant Value]** For the purposes of clause 8.2 the Relevant Value:
- (a) of any cash payment obligation shall equal its par value (disregarding any amount taken into account under (b) or (c) below);
 - (b) of any Securities to be delivered by the Defaulting Party shall, subject to clause 8.4(b) and (c) below, equal the Offer Value thereof; and
 - (c) of any Securities to be delivered to the Defaulting Party shall, subject to clause 8.4(b) and (c) below, equal the Bid Value thereof.
- 8.4 **[Bid Value/Offer Value]**
- (a) For the purposes of clause 8.3, but subject to (b) and (c) below, the Bid Value and Offer Value of any Securities shall be calculated as at the Close of Business in the most appropriate market for Securities of the relevant description (as determined by the Non-Defaulting Party) on the first Business Day following the Performance Date, or, if the relevant Event of Default occurs outside the normal business hours of such market, on the second Business Day following the Performance Date (the "**Default Valuation Time**").

- (b) Where the Non-Defaulting Party has, following the occurrence of an Event of Default but prior to the Default Valuation Time, purchased Securities forming part of the same issue and being of an identical type and description to those to be delivered by the Defaulting Party and in substantially the same amount as those Securities or sold Securities forming part of the same issue and being of an identical type and description to those to be delivered by the Non-Defaulting Party to the Defaulting Party and in substantially the same amount as those Securities, the cost of such purchase or the proceeds of such sale, as the case may be, (taking into account all reasonable costs, fees and expenses that would be incurred in connection therewith) shall be treated as the Offer Value or Bid Value, as the case may be, of the relevant Securities for the purposes of this clause 8.
- (c) Where the amount of any Securities sold or purchased as mentioned in (b) above is not in substantially the same amount as those Securities to be valued for the purposes of clause 8.3, the Offer Value or the Bid Value (as the case may be) of those Securities shall be ascertained by:
- (i) dividing the net proceeds of sale or cost of purchase by the amount of the Securities sold or purchased so as to obtain a net unit price; and
 - (ii) multiplying that net unit price by the amount of the Securities to be valued.
- 8.5 **[Interpretation: “Securities”]** Any reference in this clause 8 to Securities shall include any asset other than cash provided by way of Collateral, and, for the avoidance of doubt, shall include Equivalent Securities and Equivalent Collateral.
- 8.6 **[Interpretation: “Event of Default”]** If the Borrower or the Lender for any reason fails to comply with its respective obligations under clause 6.6 in respect of the redelivery of Equivalent Collateral or the repayment of Cash Collateral, such failure shall be an Event of Default for the purposes of this clause 8, and the person failing to comply shall thus be the Defaulting Party.
- 8.7 **[Waiver of right to require simultaneous delivery]** Subject to and without prejudice to its rights under clause 8.1, either Party may from time to time in accordance with market practice and in recognition of the practical difficulties in arranging simultaneous delivery of Securities, Collateral and cash transfers waive its right under this Agreement in respect of simultaneous delivery and/or payment; **provided that** no such waiver in respect of one transaction shall bind it in respect of any other transaction.

9 Stamp duty, taxes etc and loss of tax benefits

- 9.1 **[Stamp duty etc]** The Borrower hereby undertakes promptly to pay and account for any transfer or similar duties or taxes, and any loan security or other stamp duties, (if any) chargeable in connection with any transaction effected pursuant to or contemplated by this Agreement, and shall indemnify and keep indemnified the Lender against any liability arising in respect thereof as a result of the Borrower’s failure to do so.
- 9.2 **[Borrower to give Transfer of Distribution Statement to Lender re Franked Distributions]** If:

- (a) an Income Payment Date occurs during an Income Determination Period in relation to a particular loan of Securities;
- (b) had the Lender been the holder of those Securities on the relevant Income Payment Date, it would have received a Franked Distribution in respect of those Securities;
- (c) the Agreement or the relevant Confirmation states that the Lender is an Australian Taxpayer;
- (d) the failure of the Lender to receive a Franked Distribution is not due to any unreasonable act or omission by or on behalf of the Lender; and
- (e) neither paragraph 7 in Schedule 1 nor the relevant Confirmation states that the Lender is **not** entitled to compensation for the loss of Imputation Benefits;

then:

- (f) the Borrower must either:
 - (i) if section 216-10 of the 1997 Tax Act applies, as soon as practicable, and in any event within 10 Business Days after the relevant Income Payment Date, give to the Lender a Transfer of Distribution Statement in respect of those Securities (which the Borrower is to be taken as having warranted is correct in all material respects and is effective for the purposes of section 216-30 of the 1997 Tax Act); or
 - (ii) otherwise, on the 10th Business Day after the relevant Income Payment Date pay to the Lender an amount equal to the Franking Credit allocated (or, under section 202-65 of the 1997 Tax Act, taken to have been allocated) to the Franked Distribution and specified in the Distribution Statement for that Franked Distribution.

9.3 [Deleted.]

9.4 **["Notifiable consideration" for the purposes of s 26BC(3)(d) of the 1936 Tax Act]** For the purposes of section 26BC(3)(d) of the 1936 Tax Act, the notifiable consideration in respect of any loan of Securities is dissected as follows:

- (a) a fee - see clause 5.1 (as applicable); and
- (b) other consideration - see clauses 4.2, 6 and 9 and the definition of "Equivalent Securities" in clause 26.

9.5 **[GST]**

- (a) All payments (including the provision of any non-monetary consideration) to be made by either Party under or in connection with this Agreement have been calculated without regard to GST.
- (b) If all or part of any such payment is the consideration for a Taxable Supply, then, when the payer makes the payment, the payer must, after receipt of a Tax Invoice, pay to the supplier additional consideration equal to the GST Amount. Such additional amount is to be paid on the earlier of:
 - (i) the date of the first payment for the Taxable Supply; and

- (ii) the date five Business Days after the date on which the Tax Invoice for the Taxable Supply is received by the payer.
- (c) Where under or in connection with this Agreement a Party is required to reimburse or indemnify for an amount, that Party will pay the relevant amount:
 - (i) including any sum in respect of GST which has been paid by the payee upon any supply made to the payee in connection with the circumstances giving rise to the operation of the indemnity or right of reimbursement;
 - (ii) less any GST Input Tax Credit that that Party determines (acting reasonably) that the payee is entitled to claim in respect of the circumstances giving rise to the operation of the indemnity or right of reimbursement.
- (d) If a person is a member of a GST Group, references to GST for which the person is liable and to Input Tax Credits to which the person is entitled include GST for which the Representative Member of the GST Group is liable and Input Tax Credits to which the Representative Member is entitled.

- (e) In this clause:

GST means the goods and services tax as imposed by the GST Law together with any related interest, penalties, fines or other charges.

GST Amount means in relation to a Taxable Supply the amount of GST for which the supplier is liable in respect of the Taxable Supply.

GST Group has the meaning given to this term by the GST Law.

GST Law has the meaning given to that term in A New Tax System (Goods and Services Tax) Act 1999 (or, if that Act does not exist for any reason, means any Act imposing or relating to the imposition or administration of a goods and services tax in Australia) and any regulation made under that Act.

Input Tax Credit has the meaning given to that term by the GST Law.

Invoice has the meaning given to that term by the GST Law.

Representative Member has the meaning given to that term by the GST Law.

Taxable Supply has the meaning given to that term by the GST Law.

Tax Invoice has the meaning given to that term by the GST Law.

9.6 [Non-Australian GST]

- (a) All payments (including the provision of any non-monetary consideration) to be made by either Party under or in connection with this Agreement have been calculated without regard to Non-Australian GST.
- (b) If all or part of any such payment is the consideration for a supply of goods or services (however defined) in respect of which Non-Australian GST is payable (whether by a Party or its Related Entities or any person on its behalf or in its place (the “**supplier**”)) to any relevant tax authority or government agency, the other Party must pay to the supplier additional

consideration equal to the amount of any such Non-Australian GST. Such additional amount is to be paid on demand by the supplier.

- (c) Where under or in connection with this Agreement a Party is required to reimburse or indemnify for an amount, that Party will pay the relevant amount:
 - (i) including any sum in respect of non-Australian GST which has been paid by the payee upon any supply made to the payee in connection with the circumstances giving rise to the operation of the indemnity or right of reimbursement;
 - (ii) less any input tax credit (however defined or described) that that Party determines (acting reasonably) that the payee is entitled under the law applicable to that Non-Australian GST to claim in respect of the circumstances giving rise to the operation of the indemnity or right of reimbursement.
- (d) In this clause, the expression *Non-Australian GST* means any goods and services tax, value added tax or similar transactional tax, however described, imposed on supplies of goods or services (however defined) under the law of any jurisdiction outside Australia, together with any related interest, penalties, fines or other charges.

9.7 [Grossing up]

- (a) All payments under clauses 4.2 (a), 5.1(a), 5.1(b) and 13 of this Agreement are to be made free and clear of, and without any deduction or withholding for or on account of, any taxes.
- (b) Accordingly, if any deduction or withholding in respect of any such payment is required by law, as modified by the practice of any relevant taxing authority, then the payer must:
 - (i) pay to the other Party, in addition to the payment to which that other Party is otherwise entitled under this Agreement, such additional amount as is necessary to ensure that the net amount (free and clear of any taxes payable by deduction or withholding, whether assessed against one Party or the other) will equal the full amount that that other Party would have received had no such deduction or withholding been required;
 - (ii) promptly pay to the relevant taxing authority the full amount of the deduction or withholding by the payer; and
 - (iii) forward to the payee on request a copy of any official receipt or other evidence showing that the full amount of any such deduction or withholding has been paid over to the relevant taxing authority.
- (c) Otherwise, unless otherwise agreed in respect of a particular loan of Securities or a particular payment, no such gross up is required in respect of any payment under this Agreement.

10 Lender's warranties

[Lender's warranties] Each Party hereby warrants and undertakes to the other on a continuing basis, to the intent that such warranties shall survive the completion of any transaction contemplated by this Agreement, that, where acting as a Lender:

- (a) it is duly authorised and empowered to perform its duties and obligations under this Agreement;
- (b) it is not restricted under the terms of its constitution or in any other manner from lending Securities in accordance with this Agreement or from otherwise performing its obligations under this Agreement;
- (c) it is absolutely entitled to pass full legal and beneficial ownership of all Securities provided by it under this Agreement to the Borrower free from all liens, charges, equities and encumbrances;
- (d) where paragraph 3 in Schedule 1 specifies that this clause 10(d) applies, it is not resident in Australia for the purposes of the Tax Act and either:
 - (i) does not have a branch or other permanent establishment in Australia for the purposes of the Tax Act or of any applicable double tax agreement between Australia and its country of tax residence; or
 - (ii) if it does have such a branch or other permanent establishment in Australia, that the loan is not entered into in the course of carrying on business through such branch or permanent establishment; and
- (e) unless clause 14 applies, it is acting as principal in respect of this Agreement.

11 Borrower's warranties

[Borrower's warranties] Each Party hereby warrants and undertakes to the other on a continuing basis, to the intent that such warranties shall survive the completion of any transaction contemplated by this Agreement, that, where acting as a Borrower:

- (a) it has all necessary licences and approvals, and is duly authorised and empowered, to perform its duties and obligations under this Agreement and will do nothing prejudicial to the continuation of such authorisation, licences or approvals;
- (b) it is not restricted under the terms of its constitution or in any other manner from borrowing Securities in accordance with this Agreement or from otherwise performing its obligations under this Agreement;
- (c) it is absolutely entitled to pass full legal and beneficial ownership of all Collateral provided by it under this Agreement to the Lender free from all liens, charges, equities and encumbrances;
- (d) it is acting as principal in respect of this Agreement; and
- (e) unless otherwise agreed, it shall in respect of every loan of Securities return to the Lender Equivalent Securities not later than 360 days from the date of delivery by the Lender of the original Securities to the Borrower.

12 Events of Default

- 12.1 **[Events of Default]** Each of the following events occurring in relation to either Party (the “**Defaulting Party**”, the other Party being the “**Non-Defaulting Party**”) shall be an Event of Default for the purpose of clause 8:
- (a) the Borrower or Lender failing to pay or repay Cash Collateral or deliver or redeliver Collateral or Equivalent Collateral upon the due date, and the Non-Defaulting Party serves written notice on the Defaulting Party;
 - (b) the Lender or Borrower failing to comply with its obligations under clause 6, and the Non-Defaulting Party serves written notice on the Defaulting Party;
 - (c) the Borrower failing to comply with clause 4.2 or clause 9.2 and the Non-Defaulting Party serves written notice on the Defaulting Party;
 - (d) an Act of Insolvency occurring with respect to the Lender or the Borrower and (except in the case of an Act of Insolvency which is the presentation of a petition for winding up or any analogous proceeding or the appointment of a liquidator or analogous officer of the Defaulting Party in which case no such notice shall be required) the Non-Defaulting Party serves written notice on the Defaulting Party;
 - (e) any representations or warranties made by the Lender or the Borrower being incorrect or untrue in any material respect when made or repeated or deemed to have been made or repeated, and the Non-Defaulting Party serves written notice on the Defaulting Party;
 - (f) the Lender or the Borrower admitting to the other that it is unable to, or it intends not to, perform any of its obligations hereunder and/or in respect of any loan hereunder, and the Non-Defaulting Party serves written notice on the Defaulting Party;
 - (g) the Lender (if appropriate) or the Borrower being declared in default by the appropriate authority under the Rules or being suspended or expelled from membership of or participation in any securities exchange or association or other self-regulatory organisation, or suspended from dealing in securities by any government agency, and the Non-Defaulting Party serves written notice on the Defaulting Party;
 - (h) any of the assets of the Lender or the Borrower or the assets of investors held by or to the order of the Lender or the Borrower being ordered to be transferred to a trustee by a regulatory authority pursuant to any securities regulating legislation and the Non-Defaulting Party serves written notice on the Defaulting Party, or
 - (i) the Lender or the Borrower failing to perform any other of its obligations hereunder and not remedying such failure within 30 days after the Non-Defaulting Party serves written notice requiring it to remedy such failure, and the Non-Defaulting Party serves a further written notice on the Defaulting Party.
- 12.2 **[Obligation of each Party to notify its Event of Default]** Each Party shall notify the other if an event occurs which would constitute an Event of Default in relation to it with the giving of notice.

13 Outstanding payments

[Default interest] In the event of either Party failing to remit sums in accordance with this Agreement, such Party hereby undertakes to pay to the other Party upon demand interest (before as well as after judgment) on the net balance due and outstanding, for the period commencing on and inclusive of the original due date for payment to (but excluding) the date of actual payment, in the same currency at a rate per annum equal to the cost (without proof or evidence of any actual cost) to the relevant payee (as certified by it in good faith) if it were to fund or of funding the relevant amount, plus 2% (or other agreed percentage) per annum.

14 Transactions entered into as agent

14.1 **[Agency Transactions]** Subject to the following provisions of this clause, the Lender may enter into loans as agent (in such capacity, the “**Agent**”) for a third person (a “**Principal**”), whether as custodian or investment manager or otherwise (a loan so entered into being referred to in this clause as an “**Agency Transaction**”).

14.2 **[Conditions for Agency Transactions]** A Lender may enter into an Agency Transaction if, but only if:

- (a) it specifies that loan as an Agency Transaction at or before the time when it enters into it;
- (b) it enters into that loan on behalf of a single Principal whose identity is disclosed to the Borrower (whether by name or by reference to a code or identifier which the Parties have agreed will be used to refer to a specified Principal) at the time when it enters into the loan or as otherwise agreed between the Parties;
- (c) it has at the time when the loan is entered into actual authority to enter into the loan and to perform on behalf of that Principal all of that Principal’s obligations under the agreement referred to in clause 14.4(b) below; and
- (d) the Borrower has agreed that the Lender may act as Agent in respect of the relevant loan, including as indicated (if at all) in paragraph 8 in Schedule 1.

14.3 **[Undertakings by Lender]** The Lender undertakes that, if it enters as agent into an Agency Transaction, forthwith upon becoming aware:

- (a) of any event which constitutes an Act of Insolvency with respect to the relevant Principal; or
- (b) of any breach of any of the warranties given in clause 14.5 below or of any event or circumstance which has the result that any such warranty would be untrue if repeated by reference to the current facts,

it will inform the Borrower of that fact and will, if so required by the Borrower, furnish it with such additional information as it may reasonably request.

14.4 **[Consequences of Agency Transaction]**

- (a) Each Agency Transaction shall be a transaction between the relevant Principal and the Borrower and no person other than the relevant Principal and the Borrower shall be a party to or have any rights or obligations under an Agency Transaction. Without limiting the foregoing, the Lender shall not

be liable as principal for the performance of an Agency Transaction or for breach of any warranty contained in clause 10(d) of this Agreement, but this is without prejudice to any liability of the Lender under any other provision of this clause.

- (b) All the provisions of the Agreement shall apply separately as between the Borrower and each Principal for whom the Agent has entered into an Agency Transaction or Agency Transactions as if each such Principal were a party to a separate agreement with the Borrower in all respects identical with this Agreement other than this paragraph and as if the Principal were Lender in respect of that agreement; **provided that:**
 - (i) if there occurs in relation to the Agent an Event of Default or an event which would constitute an Event of Default if the Borrower served written notice under any paragraph of clause 12, the Borrower shall be entitled by giving written notice to the Principal (which notice shall be validly given to the Lender in accordance with clause 20) to declare that, by reason of that event, an Event of Default is to be treated as occurring in relation to the Principal. If the Borrower gives such a notice, then an Event of Default shall be treated as occurring in relation to the Principal at the time when the notice is deemed to be given; and
 - (ii) if the Principal is neither incorporated nor has established a place of business in Australia, the Principal shall for the purposes of the agreement referred to in the preamble in this paragraph (b) be deemed to have appointed as its agent to receive on its behalf service of process in the courts of Australia the Agent, or, if the Agent is neither incorporated nor has established a place of business in Australia, the person appointed by the Agent for the purposes of this Agreement, or such other person as the Principal may from time to time specify in a written notice given to the other party.
- (c) The foregoing provisions of this clause do not affect the operation of the Agreement as between the Borrower and the Lender in respect of any transactions into which the Lender may enter on its own account as principal.

14.5 **[Warranty by Lender]** The Lender warrants to the Borrower that it will, on every occasion on which it enters or purports to enter into a transaction as an Agency Transaction, have been duly authorised to enter into that loan and perform the obligations arising thereunder on behalf of the person whom it specifies as the Principal in respect of that transaction and to perform on behalf of that person all the obligations of that person under the agreement referred to in clause 14.4(b).

15 Termination of course of dealings by notice

Each Party shall have the right to bring the course of dealing contemplated under this Agreement to an end by giving not less than 15 Business Days' notice in writing to the other Party (which notice shall specify the date of termination), subject to an obligation to ensure that all loans which have been entered into but not discharged at the time such notice is given are duly discharged in accordance with this Agreement and with the Rules (if applicable).

16 No reliance on tax or accounting representations by other Party

Each Party acknowledges, represents and warrants to the other that, except as expressly stated in this Agreement or any Confirmation:

- (a) it has not relied on any advice, statement, representation or conduct of any kind by or on behalf of the other Party in relation to any tax (including stamp duty) or accounting issues concerning this Agreement or any transactions effected under it; and
- (b) it has made its own determination as to the tax (including stamp duty) and accounting consequences and treatment of any transaction effected under this Agreement, including (without limitation) of any moneys paid or received or any property transferred or received in connection with any such transaction.

17 Observance of procedures

Each of the Parties hereto agrees that, in taking any action that may be required in accordance with this Agreement, it shall observe strictly the procedures and timetable applied by the Rules (if and to the extent applicable) and, further, shall observe strictly any agreement (oral or otherwise) as to the time for delivery or redelivery of any money, Securities, Equivalent Securities, Collateral or Equivalent Collateral entered into pursuant to this Agreement.

18 Severance

If any provision of this Agreement is declared by any judicial or other competent authority to be void or otherwise unenforceable, that provision shall be severed from the Agreement and the remaining provisions of this Agreement shall remain in full force and effect. The Agreement shall, however, thereafter be amended by the Parties in such reasonable manner so as to achieve, without illegality, the intention of the Parties with respect to that severed provision.

19 Specific performance

Each Party agrees that, in relation to legal proceedings, it will not seek specific performance of the other Party's obligation to deliver or redeliver Securities, Equivalent Securities, Collateral or Equivalent Collateral, but without prejudice to any other rights it may have.

20 Notices

20.1 **[Effectiveness]** Any notice or other communication in respect of this Agreement may be given in any manner set forth below (except that a notice or other communication under clause 12 or clause 15 may not be given by facsimile transmission or electronic messaging system) to the address or number or in accordance with the electronic messaging system details provided (see paragraph 6 in Schedule 1) and will be deemed effective as indicated:

- (a) if in writing and delivered in person or by courier, on the date it is delivered;
- (b) if sent by telex, on the date the recipient's answerback is received;

- (c) if sent by facsimile transmission, on the date that transmission is received by a responsible employee of the recipient in legible form (it being agreed that the burden of proving receipt will be on the sender and may be met by a transmission report generated by the sender's facsimile machine);
- (d) if sent by certified or registered mail (airmail, if overseas) or the equivalent (return receipt requested), on the date that mail is delivered or its delivery is attempted; or
- (e) if sent by electronic messaging system, on the date that electronic message is received,

unless the date of that delivery (or attempted delivery) or the receipt, as applicable, is not a Business Day or that communication is delivered (or attempted) or received, as applicable, after the close of business on a Business Day, in which case that communication shall be deemed given and effective on the first following day that is a Business Day.

- 20.2 **[Change of Address]** Either Party may by notice to the other change the address, telex or facsimile number or electronic messaging system details at which notices or other communications are to be given to it.

21 Assignment

Neither Party may assign, transfer or otherwise dispose of all or any of its rights or obligations under this Agreement without the prior written consent of the other Party.

22 Non-Waiver

No failure or delay by either Party to exercise any right, power or privilege under this Agreement shall operate as a waiver thereof, nor shall any single or partial exercise of any right, power or privilege preclude any other or further exercise thereof or the exercise of any other right, power or privilege as provided in this Agreement.

23 Time

Time shall be of the essence of the Agreement.

24 Recording

The Parties agree that each may electronically record all telephonic conversations between them.

25 Miscellaneous

- 25.1 **[Entire Agreement]** This Agreement constitutes the entire agreement and understanding of the Parties with respect to its subject matter and supersedes all oral communication and prior writings with respect thereto.
- 25.2 **[Amendments]** No amendment in respect of this Agreement will be effective unless in writing (including a writing evidenced by a facsimile transmission) and executed

by each of the Parties or confirmed by an exchange of telexes or electronic messages on an electronic messaging system.

- 25.3 **[Survival of Obligations]** The obligations of the Parties under this Agreement will survive the termination of any transaction.
- 25.4 **[Remedies Cumulative]** Except as provided in this Agreement, the rights, powers, remedies and privileges provided in this Agreement are cumulative and not exclusive of any rights, powers, remedies and privileges provided by law.
- 25.5 **[Counterparts]** This Agreement (and each amendment in respect of it) may be executed and delivered in counterparts (including by facsimile transmission), each of which will be deemed an original.
- 25.6 **[Expenses]** A Defaulting Party will, on demand, indemnify and hold harmless the other Party for and against all reasonable out-of-pocket expenses, including legal fees and stamp duty, incurred by such other Party by reason of the enforcement and protection of its rights under this Agreement or by reason of the early termination of any transaction, including, but not limited to, costs of collection.

26 Definitions

In this Agreement:

Act of Insolvency means in relation to either Party:

- (a) its making a general assignment for the benefit of, or entering into a reorganisation, arrangement, or composition with creditors; or
- (b) its admitting in writing that it is unable to pay its debts as they become due; or
- (c) its seeking, consenting to or acquiescing in the appointment of any trustee, administrator, receiver or liquidator or analogous officer of it or any material part of its property; or
- (d) the presentation or filing of a petition in respect of it (other than by the other Party to this Agreement in respect of any obligation under this Agreement) in any court or before any agency alleging or for the bankruptcy, winding-up or insolvency of such Party (or any analogous proceeding) or seeking any reorganisation, arrangement, composition, re-adjustment, administration, liquidation, dissolution or similar relief under any present or future statute, law or regulation, such petition (except in the case of a petition for winding-up or any analogous proceeding in respect of which no such 30 day period shall apply) not having been stayed or dismissed within 30 days of its filing; or
- (e) the appointment of a receiver, administrator, liquidator or trustee or analogous officer of such Party over all or any material part of such Party's property; or
- (f) the convening of any meeting of its creditors for the purpose of considering a compromise or arrangement within Part 5.1 of the Corporations Law of Australia (or any analogous proceeding).

In this definition:

- (g) “liquidator” shall be deemed to include a “provisional liquidator”;
- (h) “receiver” shall be deemed to include a “receiver and manager”;
- (i) “administrator” shall be deemed to include an “official manager”;
- (j) “arrangement” shall be deemed to include a “scheme of arrangement”;
and
- (k) “creditors” shall be deemed to include “any class of creditors”.

Agent has the meaning given in clause 14.

Alternative Collateral means Collateral of a Value equal to the Collateral delivered pursuant to clause 6 and provided by way of substitution for Collateral originally delivered or previously substituted in accordance with the provisions of clause 6.5.

Australian Taxpayer means any person other than:

- (a) a Party who is not a resident of Australia for the purposes of the Tax Act (whether that Party is acting as a trustee, nominee or agent or in some other capacity) at the time a Distribution is paid; or
- (b) a Party who is acting in the capacity of trustee, nominee or agent for a person who is not a resident of Australia for the purposes of the Tax Act at the time a Distribution is paid.

Bankers Acceptances has the meaning given in paragraph 1.1(d) in Schedule 1.

Base Currency has the meaning given in paragraph 2 in Schedule 1.

Bid Price, in relation to Equivalent Securities or Equivalent Collateral, means the best available bid price thereof on the most appropriate market in a standard size.

Bid Value, subject to clause 8.5, means:

- (a) in relation to Equivalent Collateral at a particular time:
 - (i) in relation to Collateral type (h) (more specifically referred to in paragraph 1.1 in Schedule 1), the Value thereof as calculated in accordance with paragraph 1.2(d) in Schedule 1;
 - (ii) in relation to all other types of Collateral (more specifically referred to in paragraph 1.1 in Schedule 1), the amount which would be received on a sale of such Collateral at the Bid Price thereof at such time less all costs, fees and expenses that would be incurred in connection with selling or otherwise realising such Equivalent Collateral, calculated on the assumption that the aggregate thereof is the least that could reasonably be expected to be paid in order to carry out such sale or realisation and adding thereto the amount of any interest, dividends, distributions or other amounts paid to the Lender and in respect of which equivalent amounts have not been paid to the Borrower in accordance with clause 6.7 prior to such time in

respect of such Equivalent Collateral or the original Collateral held gross of all and any tax deducted or paid in respect thereof; and

- (b) in relation to Equivalent Securities at a particular time, the amount which would be received on a sale of such Equivalent Securities at the Bid Price thereof at such time **less** all costs, fees and expenses that would be incurred in connection therewith, calculated on the assumption that the aggregate thereof is the least that could reasonably be expected to be paid in order to carry out the transaction.

Borrower, in relation to a particular loan of Securities, means the Borrower as referred to in Recital A of this Agreement.

Borrowing Request means a request which may be oral or in writing in such form as is agreed between the Parties (a written example of which comprises Schedule 2 to this Agreement) by the Borrower to the Lender pursuant to clause 2.1 specifying, as necessary:

- (a) the description, title and amount of the Securities required by the Borrower;
- (b) the description (if other than Australian currency) and amount of any Collateral to be provided;
- (c) the proposed Settlement Date;
- (d) the duration of such loan (if other than indefinite);
- (e) the mode and place of delivery, which shall, where relevant, include the bank, agent, clearing or settlement system and account to which delivery of the Securities and any Collateral is to be made;
- (f) the Margin in respect of the transaction (if different from that stated in Schedule 1 or Schedule 3, as appropriate); and
- (g) the Fee.

Business Day means a day on which banks and securities markets are open for business generally in each place stated in paragraph 5 in Schedule 1 and, in relation to the delivery or redelivery of any of the following in relation to any loan, in the place(s) where the relevant Securities, Equivalent Securities, Collateral (including Cash Collateral) or Equivalent Collateral are to be delivered.

Cash Collateral means Collateral that takes the form of a deposit of currency.

Close of Business means:

- (a) in relation to any borrowing of Securities or redelivery of Equivalent Securities under this Agreement, the final time on a Business Day at which settlement of the transfer of those Securities can take place in order to constitute good delivery on that day; and
- (b) in relation to the provision of Collateral or return of Equivalent Collateral or the making of any other payment under this agreement, the time at which trading banks close for general banking business in

the place in which payment is to be made or Collateral or Equivalent Collateral is to be delivered or redelivered.

Collateral means such securities or financial instruments or deposits of currency as are referred to in paragraph 1.1 in Schedule 1 or any combination thereof which are delivered by the Borrower to the Lender in accordance with this Agreement and includes the certificates or other documents of title (if any) and transfer in respect of the foregoing (as appropriate), and includes Alternative Collateral.

Confirmation means the Borrowing Request, as it may be amended pursuant to clause 2.2, or other confirming evidence exchanged between the Parties confirming the terms of a transaction.

Defaulting Party has the meaning given in clause 12.

Distribution has the meaning given to that term in section 995-1(1) of the 1997 Tax Act.

Distribution Statement means a statement given in accordance with section 202-80 (as it may be finally amended under section 202-85) of the 1997 Tax Act.

Equivalent Collateral or **Collateral equivalent to**, in relation to any Collateral provided under this Agreement, means securities, cash or other property, as the case may be, of an identical type, nominal value, description and amount to particular Collateral so provided and shall include the certificates or other documents of title (if any) and transfer in respect of the foregoing (as appropriate). If and to the extent that such Collateral consists of securities that are partly paid or have been converted, subdivided, consolidated, redeemed, made the subject of a takeover, capitalisation issue, rights issue or event similar to any of the foregoing, the expression shall have the following meaning:

- (a) in the case of conversion, subdivision or consolidation the securities into which the relevant Collateral has been converted, subdivided or consolidated **provided that**, if appropriate, notice has been given in accordance with clause 4.2(b);
- (b) in the case of redemption, a sum of money equivalent to the proceeds of the redemption;
- (c) in the case of a takeover, a sum of money or securities, being the consideration or alternative consideration of which the Borrower has given notice to the Lender in accordance with clause 4.2(b);
- (d) in the case of a call on partly paid securities, the paid-up securities **provided that** the Borrower shall have paid to the Lender an amount of money equal to the sum due in respect of the call;
- (e) in the case of a capitalisation issue, the relevant Collateral **together with** the securities allotted by way of a bonus thereon;
- (f) in the case of a rights issue, the relevant Collateral **together with** the securities allotted thereon, **provided that** the Borrower has given notice to the Lender in accordance with clause 4.2(b), and has paid to the Lender all and any sums due in respect thereof;

- (g) in the event that a payment or delivery of Income is made in respect of the relevant Collateral in the form of securities or a certificate which may at a future date be exchanged for securities or in the event of an option to take Income in the form of securities or a certificate which may at a future date be exchanged for securities, and notice has been given to the Lender in accordance with clause 4.2(b), the relevant Collateral **together with** securities or a certificate equivalent to those allotted; and
- (h) in the case of any event similar to any of the foregoing, the relevant Collateral **together with** or replaced by a sum of money or securities equivalent to that received in respect of such Collateral resulting from such event.

For the avoidance of doubt, in the case of Bankers' Acceptances (Collateral type (d)), Equivalent Collateral must bear dates, acceptances and endorsements (if any) by the same entities as the bill to which it is intended to be equivalent and, for the purposes of this definition, securities are equivalent to other securities where they are of an identical type, nominal value, description and amount and such term shall include the certificate and other documents of or evidencing title and transfer in respect of the foregoing (as appropriate).

Equivalent Securities means securities of an identical type, nominal value, description and amount to particular Securities borrowed and such term shall include the certificate and other documents of or evidencing title and transfer in respect of the foregoing (if appropriate). If and to the extent that such Securities are partly paid or have been converted, subdivided, consolidated, redeemed, made the subject of a takeover, capitalisation issue, rights issue or event similar to any of the foregoing, the expression shall have the following meaning:

- (a) in the case of conversion, subdivision or consolidation the securities into which the borrowed Securities have been converted, subdivided or consolidated **provided that** if appropriate, notice has been given in accordance with clause 4.2(b);
- (b) in the case of redemption, a sum of money equivalent to the proceeds of the redemption;
- (c) in the case of a takeover, a sum of money or securities, being the consideration or alternative consideration of which the Lender has given notice to the Borrower in accordance with clause 4.2(b);
- (d) in the case of a call on partly paid securities, the paid-up securities **provided that** the Lender shall have paid to the Borrower an amount of money equal to the sum due in respect of the call;
- (e) in the case of a capitalisation issue, the borrowed Securities **together with** the securities allotted by way of a bonus thereon;
- (f) in the case of a rights issue, the borrowed Securities **together with** the securities allotted thereon, **provided that** the Lender has given notice to the Borrower in accordance with clause 4.2(b), and has paid to the Borrower all and any sums due in respect thereof;

- (g) in the event that a payment or delivery of Income is made in respect of the borrowed Securities in the form of securities or a certificate which may at a future date be exchanged for securities or in the event of an option to take Income in the form of securities or a certificate which may at a future date be exchanged for securities, and notice has been given to the Borrower in accordance with clause 4.2(b), the borrowed Securities **together with** securities or a certificate equivalent to those allotted; and
- (h) in the case of any event similar to any of the foregoing, the borrowed Securities **together with** or replaced by a sum of money or securities equivalent to that received in respect of such borrowed Securities resulting from such event.

For the purposes of this definition, securities are equivalent to other securities where they are of an identical type, nominal value, description and amount and such term shall include the certificate and other documents of or evidencing title and transfer in respect of the foregoing (as appropriate).

Event of Default has the meaning given in clause 12.

Fee, in respect of a transaction, means the fee payable by one Party to the other in respect of that transaction under clause 5.

Franked Distribution has the meaning given to that term in section 995-1(1) of the 1997 Tax Act.

Franking Credit has the meaning given to that term in section 995-1(1) of the 1997 Tax Act.

Imputation Benefits has the meaning given to that term in section 204-30(6) (other than paragraph (d) thereof) of the 1997 Tax Act.

Imputation System has the meaning given to that term in section 995-1(1) of the 1997 Tax Act.

Income means any dividends, interest or other distributions of any kind whatsoever with respect to any Securities or Collateral.

Income Determination Period, in relation to a particular loan of Securities, means:

- (a) in relation to the Securities, the period commencing when the Securities cease to be registered in the name of the Lender (or the relevant transferor) upon or before delivery of those Securities under clause 3 and ending when Equivalent Securities are registered in the name of the Lender (or the relevant transferee) upon or following redelivery of those Equivalent Securities under clause 7.1; and
- (b) in relation to Collateral (other than Cash Collateral), the period commencing when the Collateral ceases to be registered in the name of the Borrower (or the relevant transferor) upon or before delivery of that Collateral under clause 6.1 and ending when Equivalent Collateral is registered in the name of the Borrower (or the relevant transferee) upon or following redelivery of that Equivalent Collateral under clause 6.6.

Income Payment Date, in relation to any Securities or Collateral, means the date on which Income is paid in respect of such Securities or Collateral, or, in the case of registered Securities or Collateral, the date by reference to which particular registered holders are identified as being entitled to payment of Income.

Lender, in relation to a particular loan of Securities, means the Lender as referred to in Recital A of this Agreement.

Margin has the meaning in paragraph 1.3 in Schedule 1.

Nominee means an agent or a nominee appointed by either Party to accept delivery of, hold or deliver Securities, Equivalent Securities, Collateral and/or Equivalent Collateral on its behalf whose appointment has been notified to the other Party.

Non-Defaulting Party has the meaning given in clause 12.

Offer Price, in relation to Equivalent Securities or Equivalent Collateral, means the best available offer price thereof on the most appropriate market in a standard size.

Offer Value, subject to clause 8.5, means:

- (a) in relation to Collateral equivalent to Collateral type (h) (more specifically referred to in paragraph 1.1 in Schedule 1), the Value thereof as calculated in accordance with paragraph 1.2(d) in Schedule 1; and
- (b) in relation to Equivalent Securities or Collateral equivalent to all other types of Collateral (more specifically referred to in paragraph 1.1 in Schedule 1), the amount it would cost to buy such Equivalent Securities or Equivalent Collateral at the Offer Price thereof at such time **plus** all costs, fees and expenses that would be incurred in connection therewith, calculated on the assumption that the aggregate thereof is the least that could reasonably be expected to be paid in order to carry out the transaction.

Paid, in relation to a Distribution, includes credited, distributed or issued and like terms are to be construed accordingly.

Parties means the Lender and the Borrower and **Party** shall be construed accordingly.

Performance Date has the meaning given in clause 8.

Posted Collateral has the meaning given in clause 6.2(a)(i).

Principal has the meaning given in clause 14.

Reference Price means:

- (a) in relation to the valuation of Securities, Equivalent Securities, Collateral and/or Collateral equivalent to type (g) or (i) (more specifically referred to in paragraph 1.1 in Schedule 1), such price as is equal to the mid market quotation of such Securities, Equivalent Securities, Collateral and/or Equivalent Collateral as derived from a

reputable pricing information service (such as the services provided by SEATS, Bloomberg or Reuters) reasonably chosen in good faith by the Lender or if unavailable the market value thereof as derived from the prices or rates bid by a reputable dealer for the relevant instrument reasonably chosen in good faith by the Lender, in each case at Close of Business on the previous Business Day; and

- (b) in relation to the valuation of Securities, Equivalent Securities, Collateral and/or Collateral equivalent to Collateral types (b)-(f) (more specifically referred to in paragraph 1.1 in Schedule 1), the market value thereof as derived from the prices or rates bid by a market maker or reputable dealer for the relevant instrument reasonably chosen by the Lender in good faith or, in the absence of such a bid, the average of the rates bid by two leading market makers reasonably chosen in good faith by the Lender in each case at Close of Business on the previous Business Day.

Relevant Payment Date has the meaning given in clause 4.2(a).

Required Collateral Value has the meaning given in clause 6.3.

Rules means the rules for the time being of the Stock Exchange (where either Party is a member of the Stock Exchange) and/or any other regulatory authority whose rules and regulations shall from time to time affect the activities of the Parties pursuant to this Agreement (**provided that** in an Event of Default, where either Party is a member of the Stock Exchange, the Rules and Regulations of the Stock Exchange shall prevail).

Securities means “eligible securities” within the meaning of section 26BC(1) of the 1936 Tax Act which the Borrower is entitled to borrow from the Lender in accordance with the Rules and which may be or are the subject of a loan or provided as Collateral pursuant to this Agreement and such term shall include the certificates or other documents of title (if any) in respect of the foregoing.

Settlement Date means the date upon which Securities are or are to be transferred to the Borrower in accordance with this Agreement.

Standard Settlement Time in relation to a Security means the period of time within which transactions in such Securities are customarily required to be settled.

Stock Exchange means the Australian Stock Exchange Limited.

Tax Act includes:

- (a) the Income Tax Assessment Act 1936 (the “**1936 Tax Act**”);
- (b) the Income Tax Assessment Act 1997 (the “**1997 Tax Act**”); and
- (c) Schedule 1 to the Taxation Administration Act 1953.

Transfer means:

- (a) in relation to Cash, payment or delivery by wire transfer into one or more bank accounts;

- (b) in relation to certificated securities that cannot, or which the Parties have agreed will not, be paid or delivered by book-entry, payment or delivery in appropriate physical form to the recipient or its account accompanied by any duly executed instruments of transfer, assignments in blank, transfer tax stamps and any other documents necessary to constitute a valid and legally effective transfer to the recipient;
- (c) in relation to securities that must, or which the Parties have agreed will, be paid or delivered by book-entry, initiating the Transfer by the giving of written instructions (including instructions given by telephone, facsimile transmission, telex, e-mail or message generated by an electronic messaging system or otherwise) to the relevant depository institution or other entity specified by the recipient, together with a written copy thereof to the recipient, sufficient if complied with to result in a valid and legally effective transfer of the relevant interest to the recipient.

Transfer of Distribution Statement, in relation to Distributions, means a properly completed document in the form, or substantially in the form, of Appendix 6.27 to the Rules or a properly completed statement in another form which is acceptable for the purposes of section 216-30 of the 1997 Tax Act.

Transferring Party means the Party making or effecting a Transfer to the other Party.

Value at any particular time means, in relation to Securities and Equivalent Securities, the Reference Price thereof then current and in respect of Collateral and/or Equivalent Collateral such worth as determined in accordance with paragraph 1.2 in Schedule 1.

27 Governing Law and Jurisdiction

- 27.1 **[Governing law]** This Agreement is governed by, and shall be construed in accordance with, the law in force in New South Wales, Australia.
- 27.2 **[Consent to jurisdiction]** Each Party irrevocably and unconditionally submits to the non-exclusive jurisdiction of the courts of New South Wales in respect of any dispute in connection with this Agreement.

EXECUTED as an agreement

Schedule 1	Particulars
-------------------	--------------------

1 COLLATERAL (*see definition in clause 26, and also clause 6*)

1.1 Types (*see definition of “Collateral” in clause 26*)

Collateral acceptable under this Agreement may include the following or otherwise, as agreed between the Parties from time to time, whether transferable by hand or within a depository:

- (a) Cash;
- (b) Australian Government Inscribed Stock;
- (c) Australian, State or Territory Government stock, bonds or promissory notes (including those issued by any central borrowing authority such as Treasury Corporation of New South Wales);
- (d) Bills of exchange accepted by any bank carrying on business in Australia (“**Bankers Acceptances**”) with an S&P rating of A1+ or a Moody’s rating of P1;
- (e) Promissory notes issued by any such bank;
- (f) Negotiable Certificates of Deposit issued by any such bank;
- (g) Corporate bonds in registrable form;
- (h) Irrevocable Standby Letters of Credit issued or confirmed by any such bank; and
- (i) At the discretion of the Lender, Equity Securities listed on the Australian Stock Exchange and included in the S&P/ASX 200 Index.

1.2 Valuation of Collateral (*see definition of “Value” in clause 26 and clause 6.2*)

Collateral provided in accordance with this Agreement shall be evaluated by reference to the following, or by such means as the Parties may from time to time agree:

- (a) in respect of Collateral type (a), the amount thereof in, or converted into, the Base Currency;
- (b) in respect of Collateral type (b), the value calculated by reference to the middle market price of each stock as determined daily by the Reserve Bank of Australia, adjusted to include the accumulated interest thereon;
- (c) in respect of Collateral types (c) to (g) and (i), the Reference Price thereof;
- (d) in respect of Collateral type (h), the value specified therein.

1.3 Margin (*see definition in clause 26 and clause 6.3*)

The Value of any Collateral delivered, or to be delivered, pursuant to clause 6 by the Borrower to the Lender under the terms and conditions of this Agreement shall on each Business Day represent not less than the Value of the borrowed Securities together with the following additional percentages, hereinbefore referred to as (the “**Margin**”), unless otherwise agreed between the Parties:

- (a) in the case of Collateral type (a): 5%; or
- (b) in the case of Collateral types (b) to (f) and (h): 5% (except that, for Negotiable Certificates of Deposit, the Margin shall be the accumulated interest thereon); or
- (c) in the case of Collateral type (g): 5%; or
- (d) in the case of Collateral type (i): such amount as is notified by the Lender to the Borrower and, in the event no amount is notified, then 10%.

If the Value of the borrowed Securities includes any margin over the mid market price of the borrowed Securities, this shall be taken into account in determining the Margin applicable.

1.4 Basis of Margin Maintenance (see clause 6.4)

Minimum period after demand for transferring Collateral or Equivalent Collateral other than Letters of Credit:

- (a) if a request is received prior to 11am EST (on a Sydney Business Day), then prior to close of business on the day the request is received;
- (b) if the request is received after 11am EST, then prior to 11am the following Sydney Business Day;
- (c) minimum period after demand for transferring Letter of Credit: within two Business Days.”

1.5 Minimum adjustments (see clauses 6.2(a)(ii) and (iii))

- (a) The Lender may not demand that further Collateral be provided by the Borrower if the aggregate deficiency calculated in accordance with clause 6.2 is less than the lesser of:
 - (i) \$5,000; and
 - (ii) 2% of the Value of the Required Collateral Value.
- (b) The Borrower may not demand the return of Collateral provided to the Lender if the Borrower has committed an Event of Default in respect of any transaction or if the aggregate excess calculated in accordance with clause 6.2 is less than the lesser of:
 - (i) \$5,000; and
 - (ii) 2% of the Required Collateral Value.

2 BASE CURRENCY (see definition in clause 26 and clause 1.6)

The Base Currency applicable to this Agreement is Australian Dollars.

3 LENDER’S WARRANTIES (see clause 10(d))

Not applicable

4 VOTING (see clause 4.3)

Clause 4.3 does/does not* apply.

5 PLACE OF BUSINESS (see definition of “Business Day” in clause 26)

Sydney.

6 ADDRESS FOR NOTICES AND STATUS OF PARTIES (see clause 20.1)

6.1 Address for notices or communications to: Morgan Stanley Australia Securities Limited _____

Address: Level 39, Chifley Tower, 2 Chifley Square, Sydney,
New South Wales, 2000, Australia

Attention: Equity Documentation Group _____

Facsimile No: +612 9770 1101 _____

Telephone No: +612 9770 1111 _____

Electronic Messaging System Details: _____;

which is an Australian Taxpayer.

6.2 Address for notices or communications to: Macquarie Bank Limited

Address: Macquarie Securities Group, Level 2, No.1 Martin
Place, Sydney, NSW 2000 Australia

Attention: Head Legal and Compliance

Facsimile No: (61 2) 8232 6882

Telephone No: (61 2) 8232 3333

Electronic Messaging System Details: _____

which is an Australian Taxpayer.

7 COMPENSATION FOR LOSS OF IMPUTATION BENEFITS (see clause 9.2)

Is not required by

and

[INSERT NAME OF RELEVANT AUSTRALIAN TAXPAYER PARTY (if applicable). OTHERWISE, DELETE THE PARAGRAPH OR LEAVE IT BLANK.

Note: There is no need to insert the name of any Party who is not an Australian Taxpayer, as such a party is not entitled to compensation in any event.]

8 [Substituted in November 2003]

8 AGENCY (see clause 14.2(d))

Clause 14 may apply to Morgan Stanley Australia Securities Ltd...: Yes/No *

Clause 14 may apply to Macquarie Bank Limited ...: Yes/No *

*** DELETE ONE ALTERNATIVE**

Schedule 3 Supplementary Terms and Conditions (if any)

This Schedule forms part of and amends the Master Securities Lending Agreement (including Schedule 1) to which it is a Schedule, as follows:

1. **Clause 4.3** is amended by replacing the word “collateral” in lines 13 and 15 with the word “Collateral”.
2. **Clause 5.1(b)** shall be amended by deletion of the words “at the rate agreed between them” and substitution of the following “by applying such rate as shall be agreed between the Parties from time to time to the daily Value of the Securities”.
3. Clause 15 is amended by adding the following at the end of the existing clause:

“Any termination pursuant to this clause 15 will be without prejudice to the rights or remedies of either party against the other in respect of any breach of this Agreement occurring before such termination.”
4. **Clause 26 Definitions**

The definition of **Securities** is amended by adding the following after “foregoing”:

“, provided that such eligible securities are listed on the Australian Stock Exchange Limited”.
5. **Paragraph 1.1 of Schedule 1** is amended by deleting from paragraph (i) the words “At the discretion of the Lender,”.
6. **Paragraph 1.4 of Schedule 1** is deleted and replaced with the following:

“1.4 Basis of Margin Maintenance (see clause 6.4)

Minimum period after demand for transferring Collateral or Equivalent Collateral shall be within one Business Day.”
7. **Paragraph 1.5 of Schedule 1** is deleted and replaced with the following:

“1.5 Minimum adjustments (see clauses 6.2(a)(ii) and (iii))

 - (a) The Lender may not demand that further Collateral be provided by the Borrower if the aggregate deficiency calculated in accordance with clause 6.2 is less than AUD100,000.
 - (b) The Borrower may not demand the return of Collateral provided to the Lender if the Borrower has committed an Event of Default in respect of any transaction or if the aggregate excess calculated in accordance with clause 6.2 is less than AUD100,000.”
8. **Clause 7 of Schedule 1** is deleted and replaced with the following:

“7. COMPENSATION FOR LOSS OF IMPUTATION BENEFITS (see clause 9.2)

Is required unless the Lender notifies the Borrower as at the time of the Borrowing Request that compensation is not required.”

9. **Clause 8 of Schedule 1** – is deleted and replaced with the following:

“Clause 14 may apply to Morgan Stanley Australia Securities Ltd: Yes.

Clause 14 may apply to Macquarie Bank Limited: No.”

10. **Clause 4.2(b)**

For the purposes of this paragraph (b), a reasonable time is not less than the Standard Settlement Time for such Securities or Collateral.

11. **Clause 9.2(g)**

The word "and" and the following provision is inserted after clause 9.2(f):

“and

9.2(g) the Borrower is under an obligation to pay any Franked Distributions to the Lender calculated in accordance with clause 4.2(a).”

12. **Clause 12.1(a)**

Clause 12.1(a) is amended by inserting “, Equivalent Securities” after the words “redeliver Collateral” in line 2.

Clause 12.1(b) is amended by inserting “or clause 7” after “clause 6” in line 1.

13. **Clause 26**

Clause 26 is amended as follows:

The definition of “Act of Insolvency” is amended by replacing the words “Corporations Law of Australia” in sub clause (f) with the words “Corporations Act 2001 (Cwlth)”.

The definition of “Close of Business” is amended by replacing the word “agreement” in sub clause (b) with the word “Agreement”.

14. **Reverse Stock Loan Transactions**

With respect to stock loan transactions agreed by the Parties to be ‘reverse stock loan’ transactions:

(a) Paragraph 1.1 of Schedule 1 shall be amended to delete Collateral types (b) to (i) inclusive so that only Collateral type (a) Cash shall be acceptable;


(b) Paragraph 1.3(a) of Schedule 1 shall be deleted and replaced with the following

“(a) in the case of Collateral type (a): -5% (negative five per cent); and


(b) in the case of Collateral types (b) to (i): not applicable.”


Execution page

SIGNED for and on behalf of MORGAN)
STANLEY AUSTRALIA)
SECURITIES LIMITED in the presence)
of)
Signature of witness)
Paul Szalayko)
Name of witness (block letters))

Signature of 

MACQUARIE BANK LIMITED

By: 
Name: Michael Pickering
Title: Division Director
Date: 3/8/10

By: 
Name: Leslie Petro
Title: Executive Director
Date: 4/8/2010



Australian Securities Lending Association Limited

(ACN 054 944 482)
Level 18, 20 Bond Street
Sydney NSW 2000
Tel: (02) 9220 1413
Fax: (02) 9220 1379

Coversheet to

AUSTRALIAN MASTER SECURITIES LENDING AGREEMENT*

(Version: November 2003)

dated as of:

**Between: MORGAN STANLEY AUSTRALIA SECURITIES LIMITED
(ACN 078 652 276)**

And: MACQUARIE BANK LIMITED (ACN 008 583 542)

- * *The original (Version: 4 April 1997) version of this agreement was adapted from the ISLA Overseas Securities Lender's Agreement (Version: December 1995, as amended by 1996 UK Tax Addendum), prepared by Clifford Chance, London, England for use by parties required to meet UK Inland Revenue tax requirements. The 4 April 1997 version has been updated in December 2002 and November 2003 to take account of, among other things, intervening Australian tax, stamp duty and regulatory changes, and also to better reflect Australian market practice.*
- * *The original and updated versions of this agreement are both also subject to the "Warning and Disclaimer" on the coversheet to the original (Version: 4 April 1997) and updated (Version: November 2003) "User's Guide" relating to this agreement.*

© m
Governor Phillip Tower
1 Farrer Place
Sydney NSW 2000
Telephone (02) 9296 2000
Fax (02) 9296 3999
DX 113 Sydney
Ref: JCK