

Annual General Meeting
Presentation

Perth WA

15 November 2013

Bruce Kay

*Technical
Director*



catalyst
METALS LTD

Company Objectives



- ▲ **Become a cash producing, dividend paying gold producer in 2-3 years**
- ▲ **Considerably enhance value by successful exploration**
- ▲ **Acquire assets with strong upside potential: the NQM and Normandy experience**

Early cash flow is the priority

Four Eagles: 2013 Summary



- ▲ Hayanmi Gold Prospect extended to 2.6 kms long
- ▲ Three prospects now defined with high grades (Hayanmi, Discovery and Boyd's Dam)
- ▲ Large gold footprint 6 kms by 2.5 kms with potential to extend
- ▲ Gold is finely divided with good assay repeatability

2014 Objective: Angled drilling to define high grade gold deposit at shallow depth

Virgin Gold Discovery with Excellent Infrastructure



- ▲ **Good road and rail access, power and water**
- ▲ **Other gold plants available in district for early cash flow**
- ▲ **Freehold land with no native title**
- ▲ **Local workforce, no FIFO**

Potential for both shallow open pit gold and large gold discoveries

Non-Gold Projects

Minnie Springs

- \$1m of molybdenum exploration
- Low grade molybdenum resource defined
- Untested tungsten prospect (0.5 – 1% WO₃)
- Shallow uranium mineralisation (500ppm U)



Everton

- Historic Molybdenum production 21,000 tonnes @ 1.4%MoS₂
- Scattered molybdenum mineralisation in quarry
- Farm-out potential



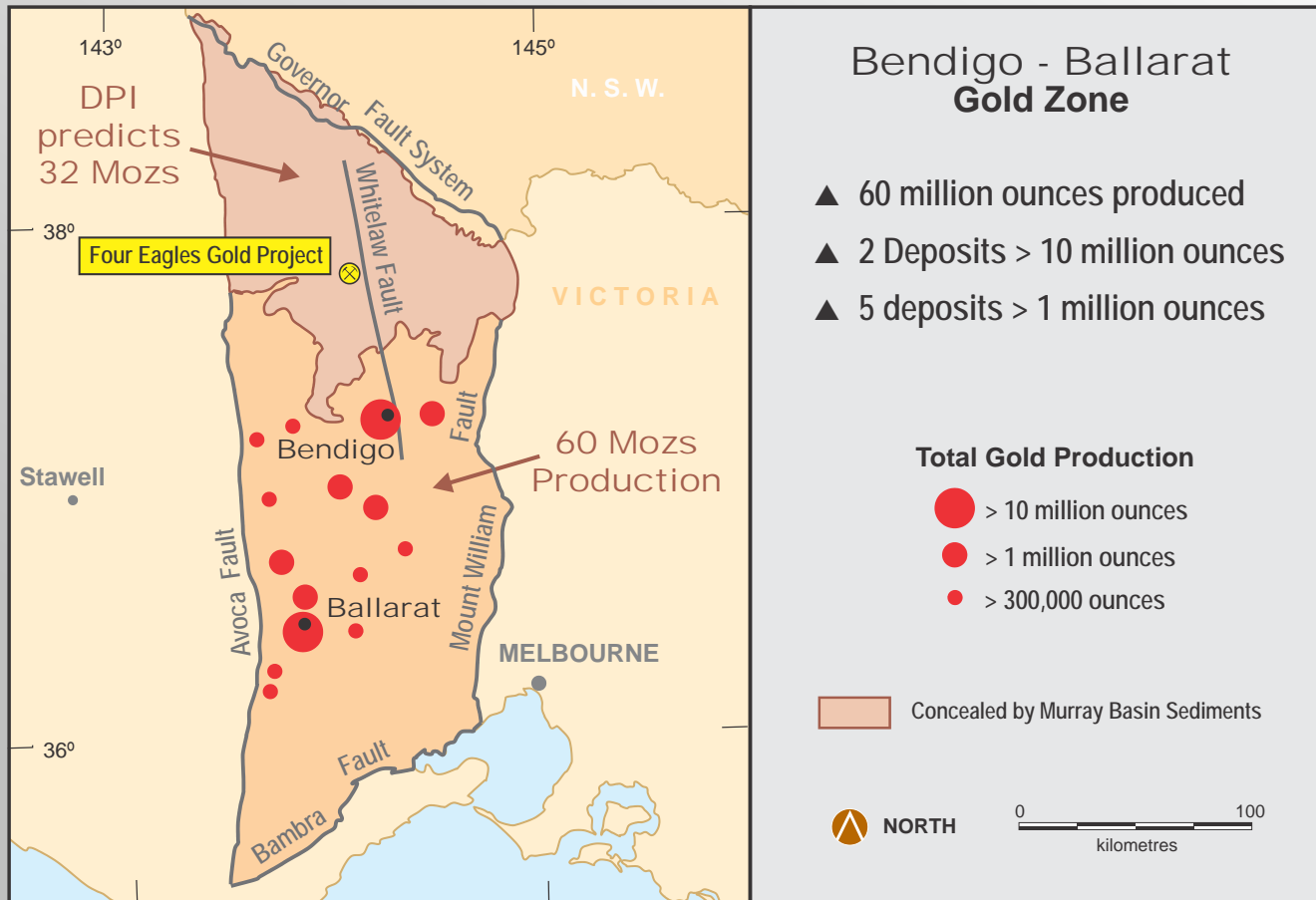
**Four Eagles
Gold Project**

Bendigo / Ballarat Gold Zones

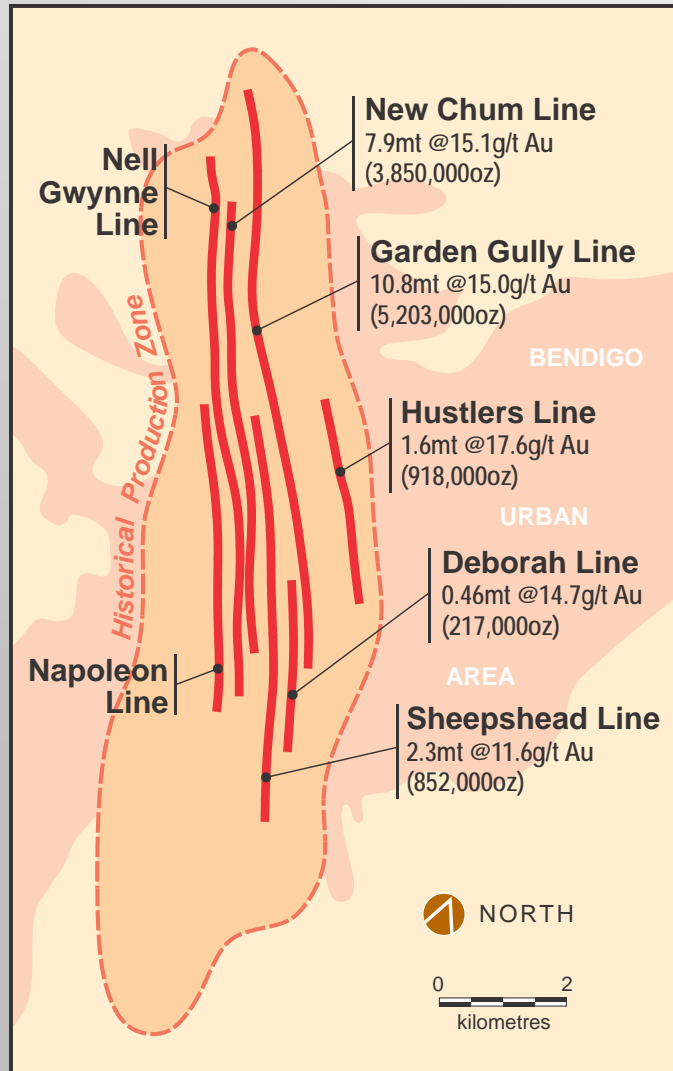
DPI predicts 32 million ounces of gold under cover

(source: Victorian Department of Primary Industries, Gold Undercover Initiative)

Historical Gold Production Bendigo–Ballarat Region



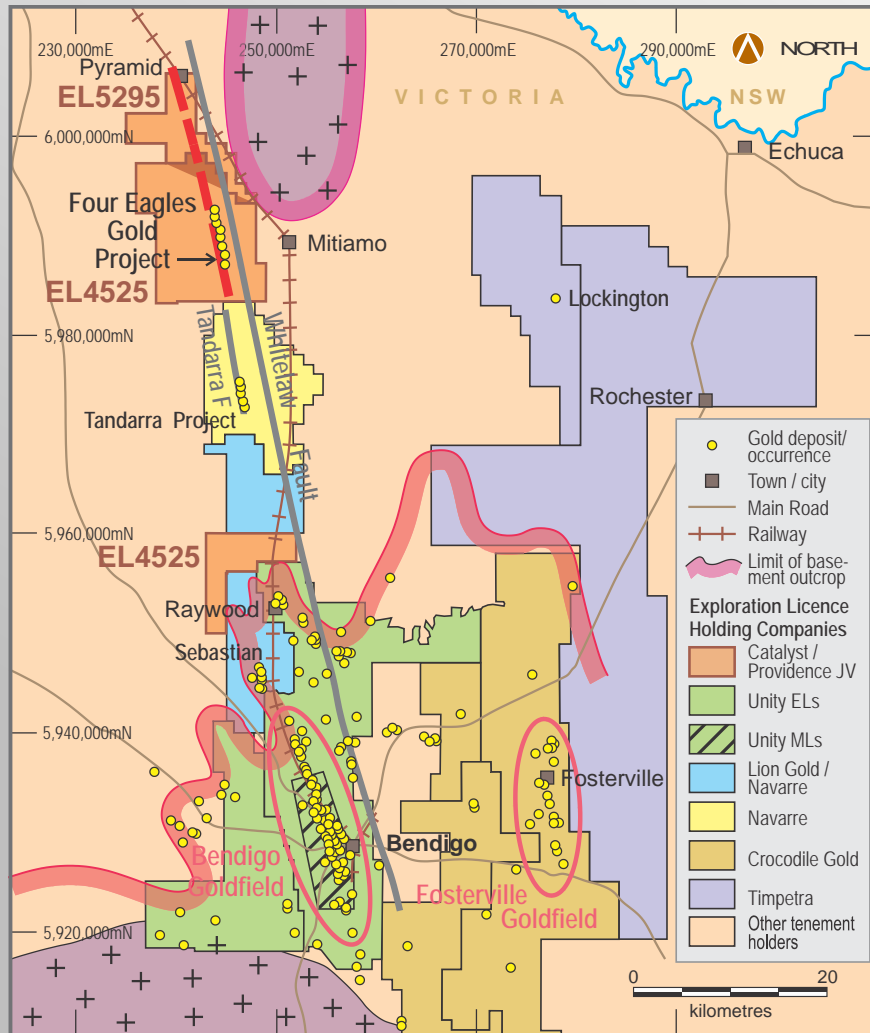
Bendigo: a world-class gold target



Bendigo Goldfield Historical Gold Production from Lines of Lodes

- ▲ 18 million ounces of reef gold
- ▲ 4 million ounces of alluvial gold
- ▲ Includes possibly 7 million ounces in top 200 metres
- ▲ Large footprint (8kms x 3kms)

North Bendigo Gold Belt




- ▲ Major gold belt emerging north of Bendigo
- ▲ Totally concealed by Murray Basin sediments
- ▲ Whitelaw Fault controls gold
- ▲ Catalyst has 25 kms of strike length

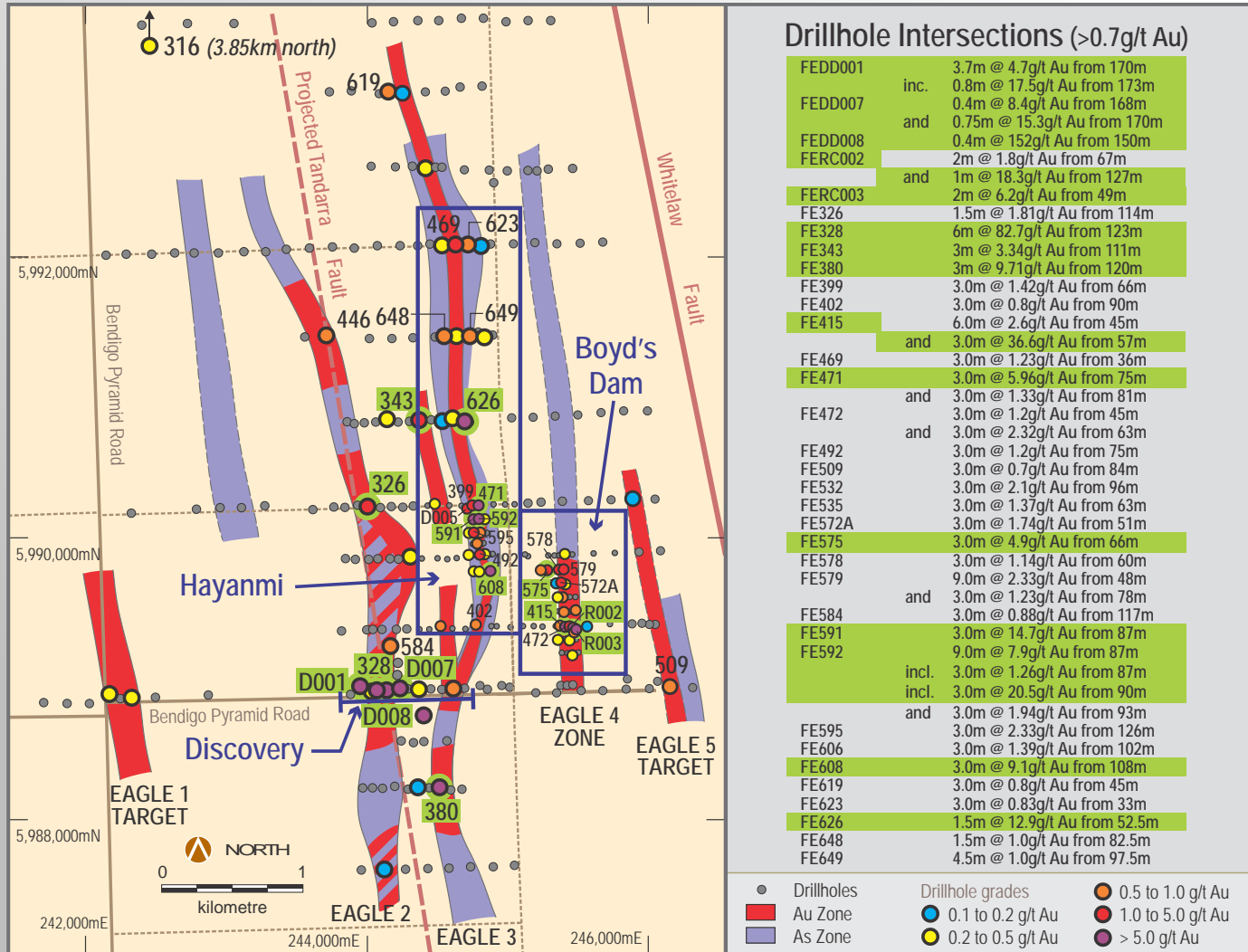
What lies beneath the wheat fields?



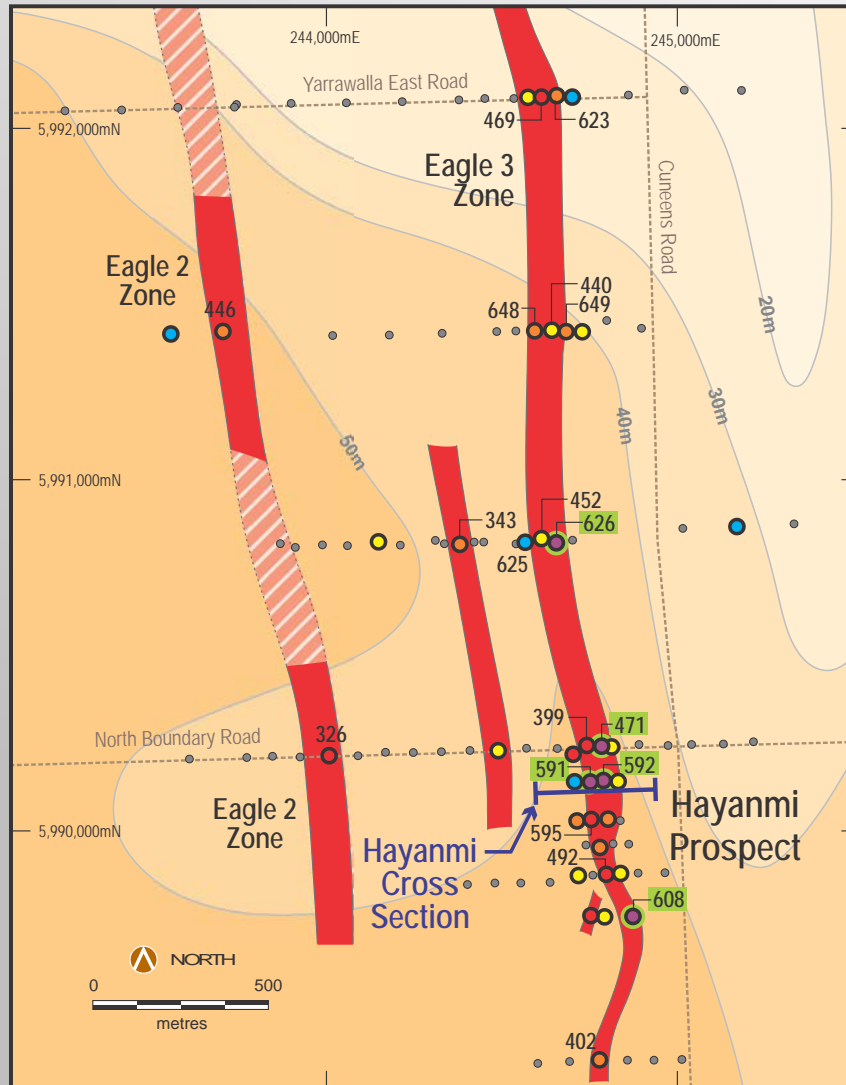
0.4m @ 152.0g/t Au (FEDD008)
6.0m @ 82.7g/t Au (FE328)
1.0m @ 18.3g/t Au (FERC002)
3.0m @ 36.6g/t Au (FE415)
1.0m @ 17.5g/t Au (FEDD001)
3.0m @ 20.5g/t Au (FE592)
3.0m @ 9.1g/t Au (FE608)



Four Eagles Gold Zones



Hayanmi Trend



Hayanmi Trend Significant Drillhole Intersections (>0.5g/t Au)

| | |
|--------------|-------------------------------------|
| FE399 | 3.0m @ 1.42g/t Au from 66m |
| FE469 | 3.0m @ 1.23g/t Au from 36m |
| FE471 | 3.0m @ 5.96g/t Au from 75m |
| | and 3.0m @ 1.33g/t Au from 81m |
| FE492 | 3.0m @ 1.2g/t Au from 75m |
| FE591 | 3.0m @ 14.7g/t Au from 87m |
| | and 3.0m @ 1.46g/t Au from 93m |
| FE592 | 9.0m @ 7.9g/t Au from 87m |
| | incl. 3.0m @ 1.26g/t Au from 87m |
| | incl. 3.0m @ 20.5g/t Au from 90m |
| | and 3.0m @ 1.94g/t Au from 93m |
| FE595 | 3.0m @ 2.33g/t Au from 126m |
| FE608 | 3.0m @ 9.1g/t Au from 108m |
| FE623 | 3.0m @ 0.83g/t Au from 33m |
| FE626 | 1.5m @ 12.9g/t Au from 52.5m |
| | and 1.5m @ 0.7g/t Au from 82m |
| | and 1.5m @ 0.54g/t Au from 87m |
| FE648 | 1.5m @ 0.8g/t Au from 64.5m |
| | and 1.5m @ 1.0g/t Au from 82.5m |
| FE649 | 4.5m @ 1.0g/t Au from 97.5m |

Other Intersections

| | |
|-------|-----------------------------|
| FE326 | 1.5m @ 1.81g/t Au from 114m |
| FE343 | 3.0m @ 3.43g/t Au from 111m |
| FE446 | 3.0m @ 0.5g/t Au from 66m |

LEGEND

● Drillholes
 Au Zone

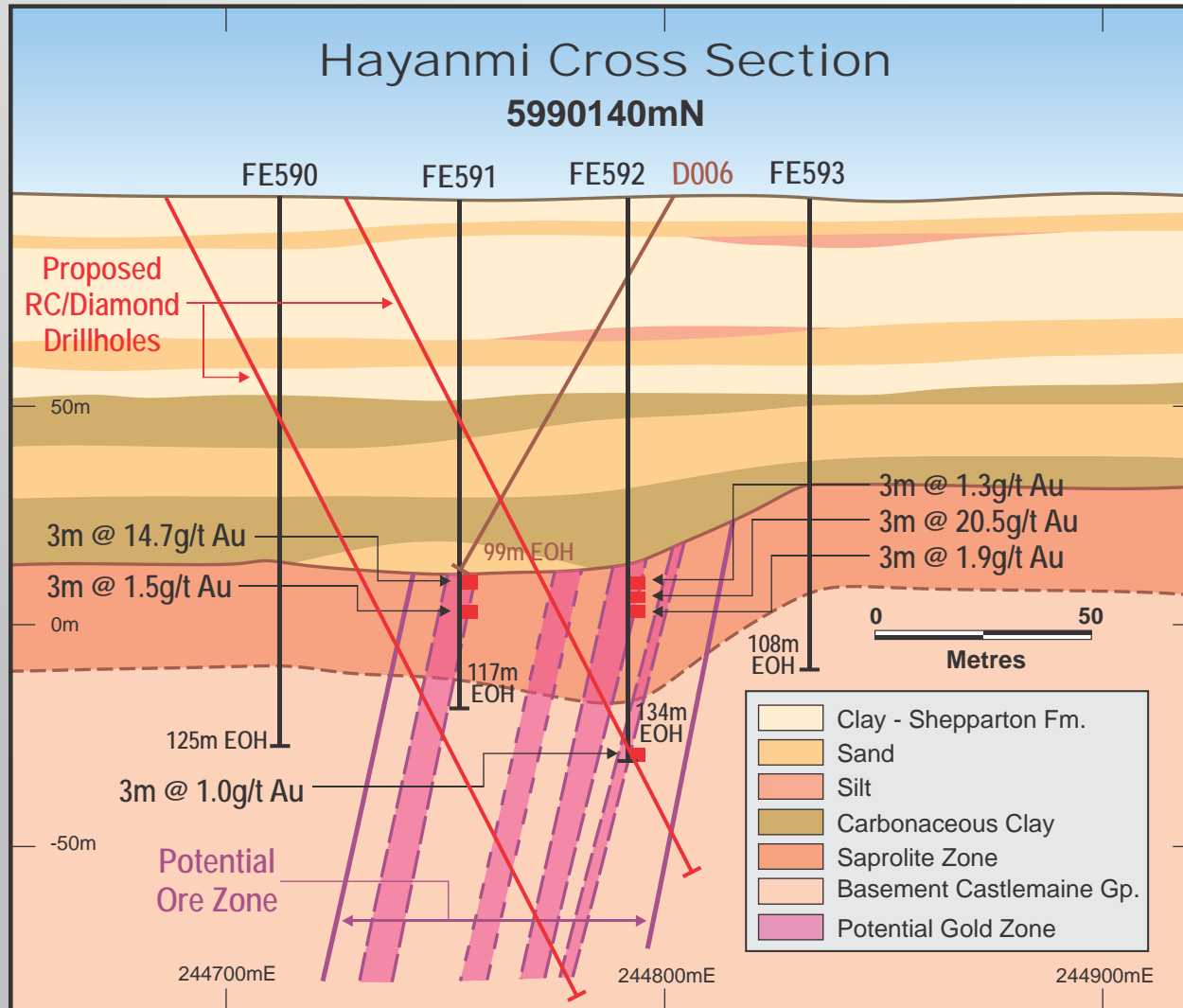
Drillhole grades

● 0.1 to 0.2 g/t Au
 ● 0.2 to 0.5 g/t Au
 ● 0.5 to 1.0 g/t Au
 ● 1.0 to 5.0 g/t Au
 ● > 5.0 g/t Au

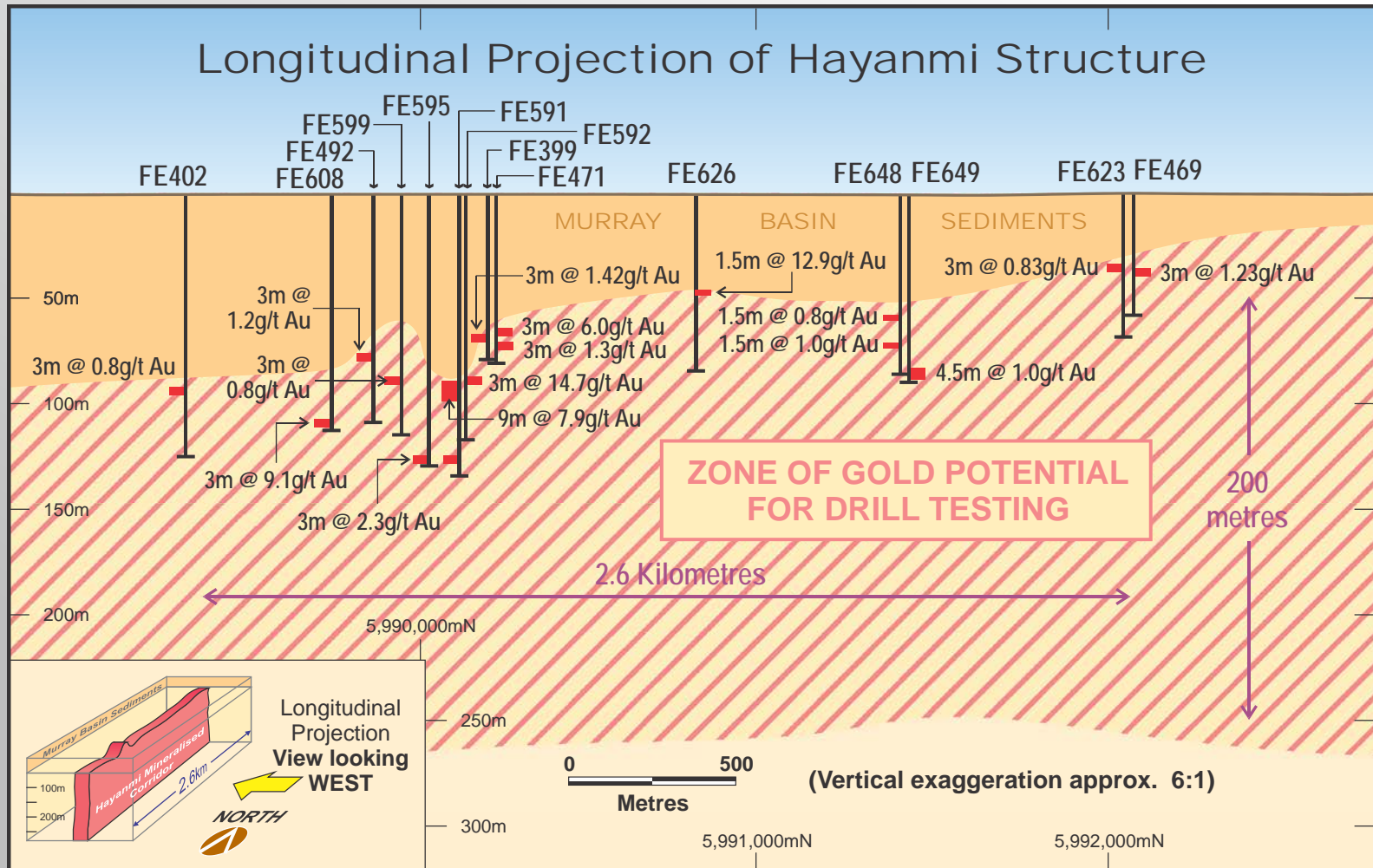
Depth to Basement

□ < 20 metres
 □ 20 - 30 metres
 □ 30 - 40 metres
 □ 40 - 50 metres
 □ > 50 metres

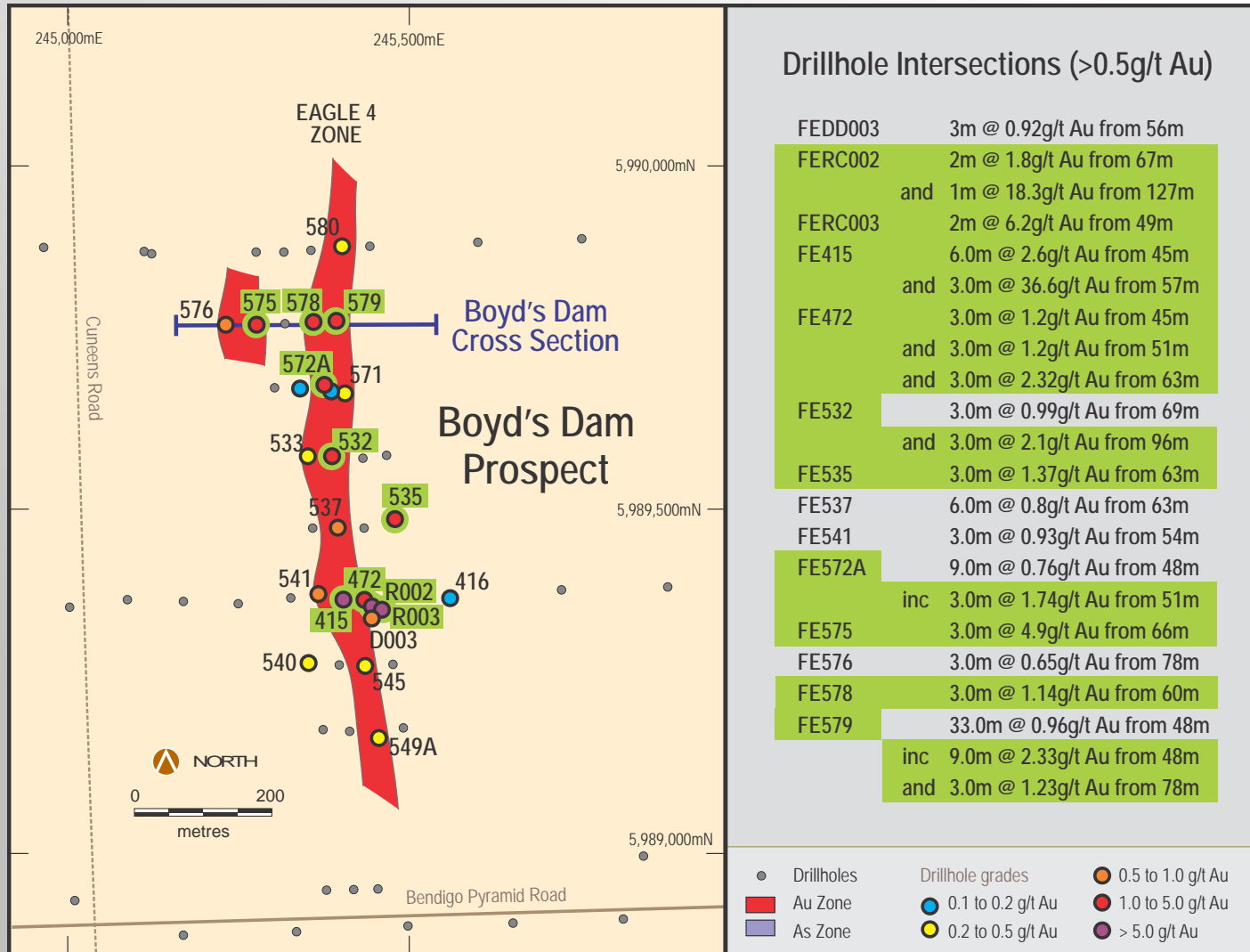
Hayanmi Cross Section



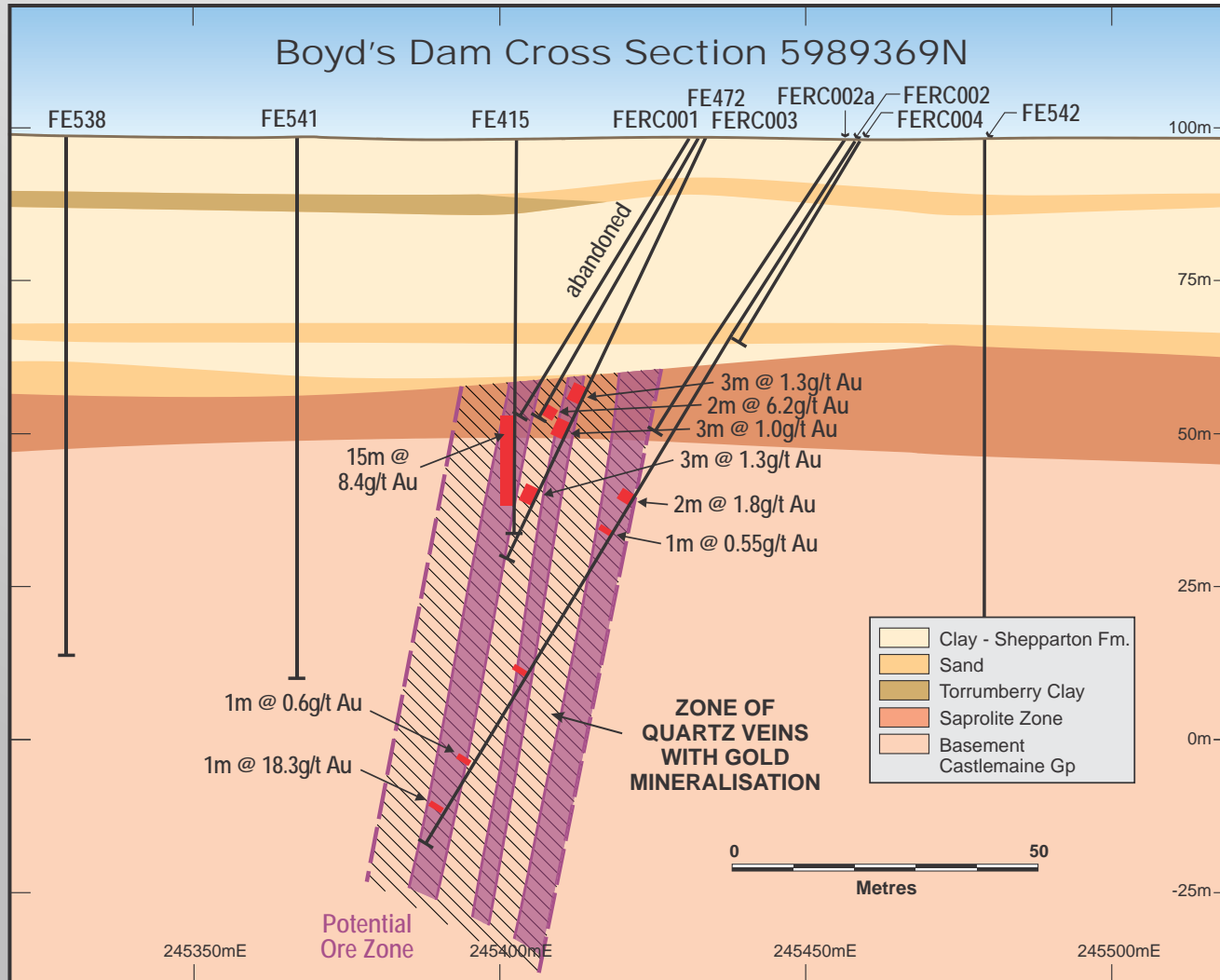
Hayanmi Longitudinal Section



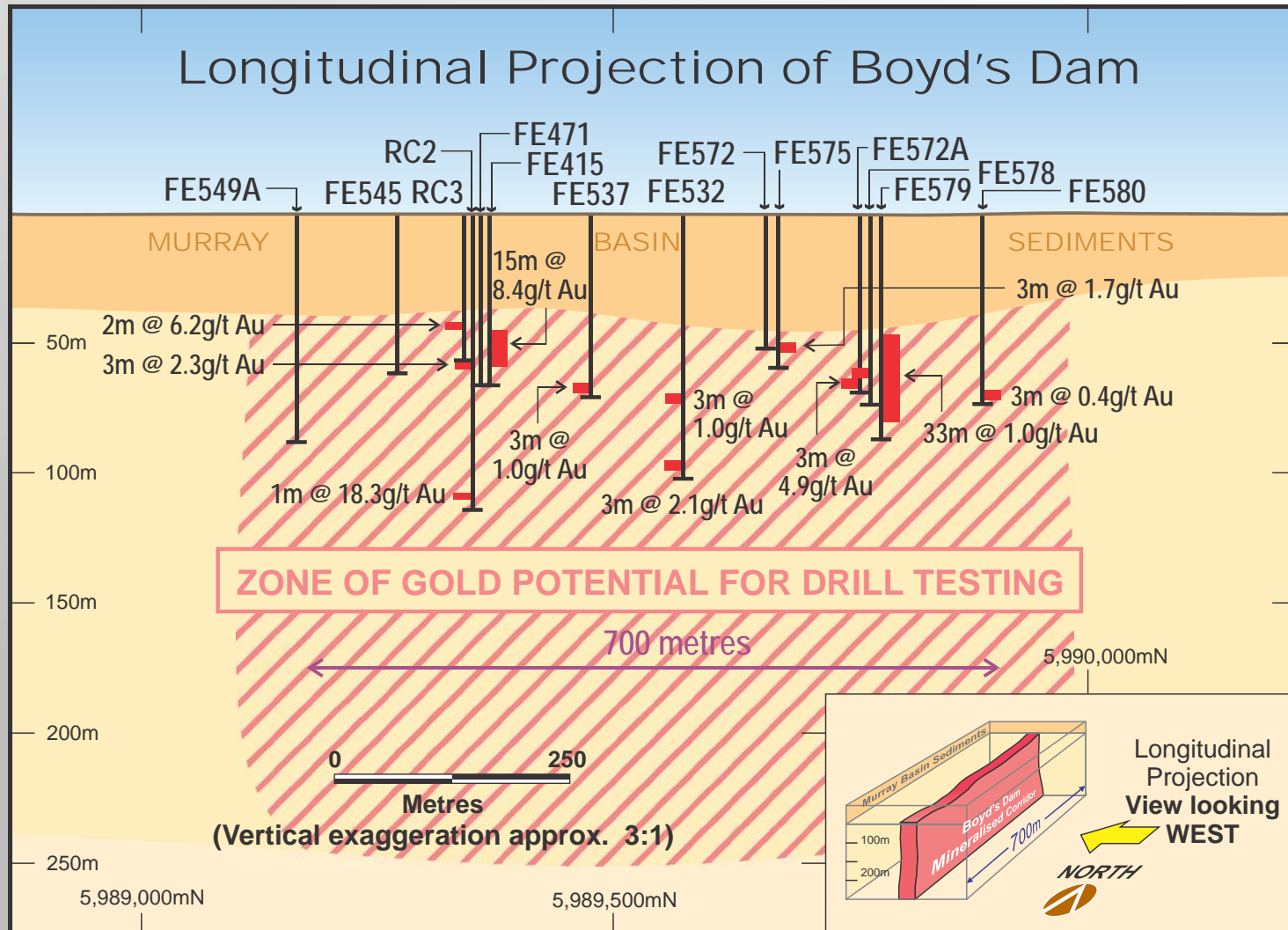
Boyd's Dam Prospect



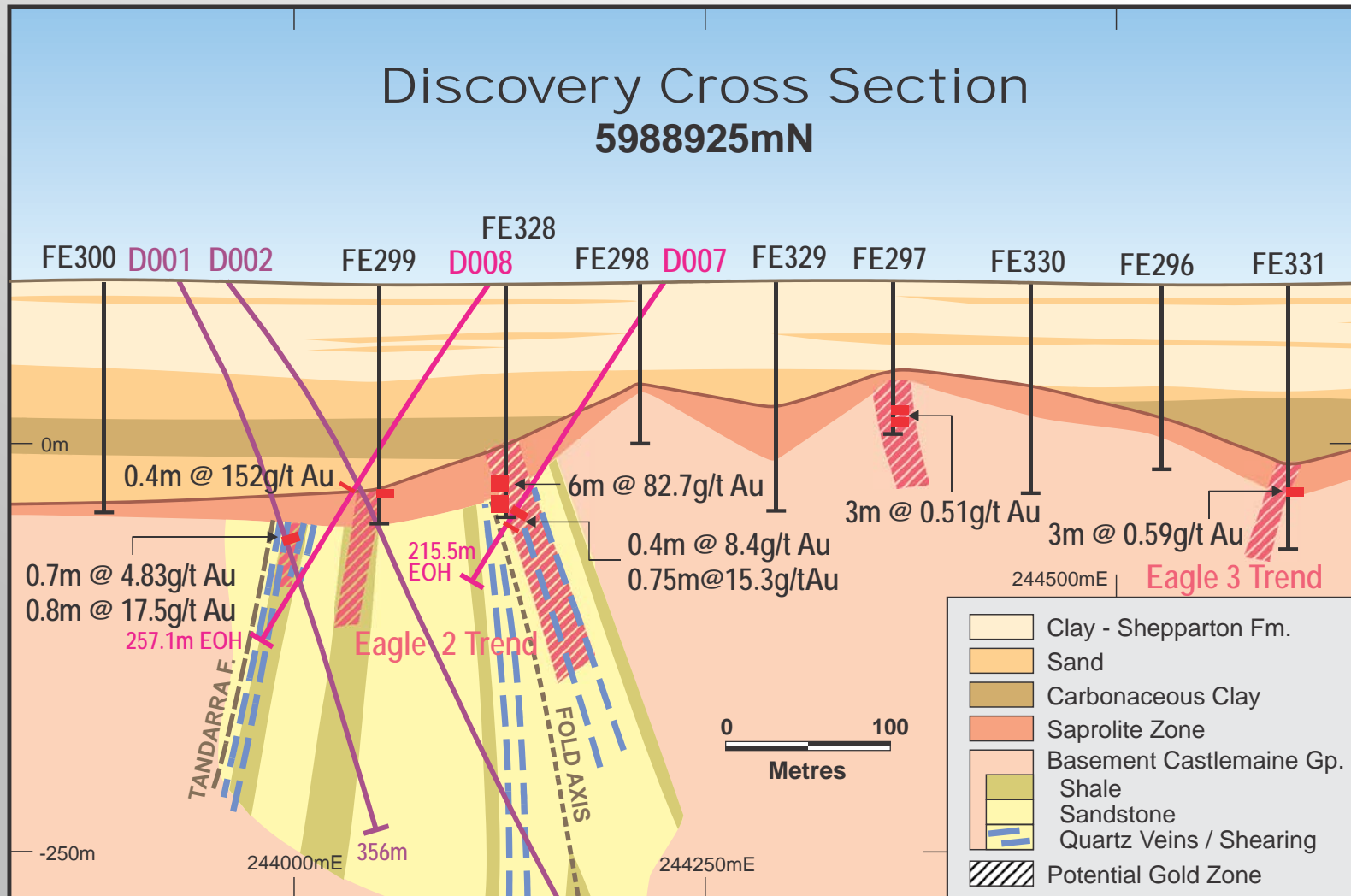
Boyd's Dam Cross Section



Boyd's Dam Longitudinal Section



Discovery Prospect Cross Section

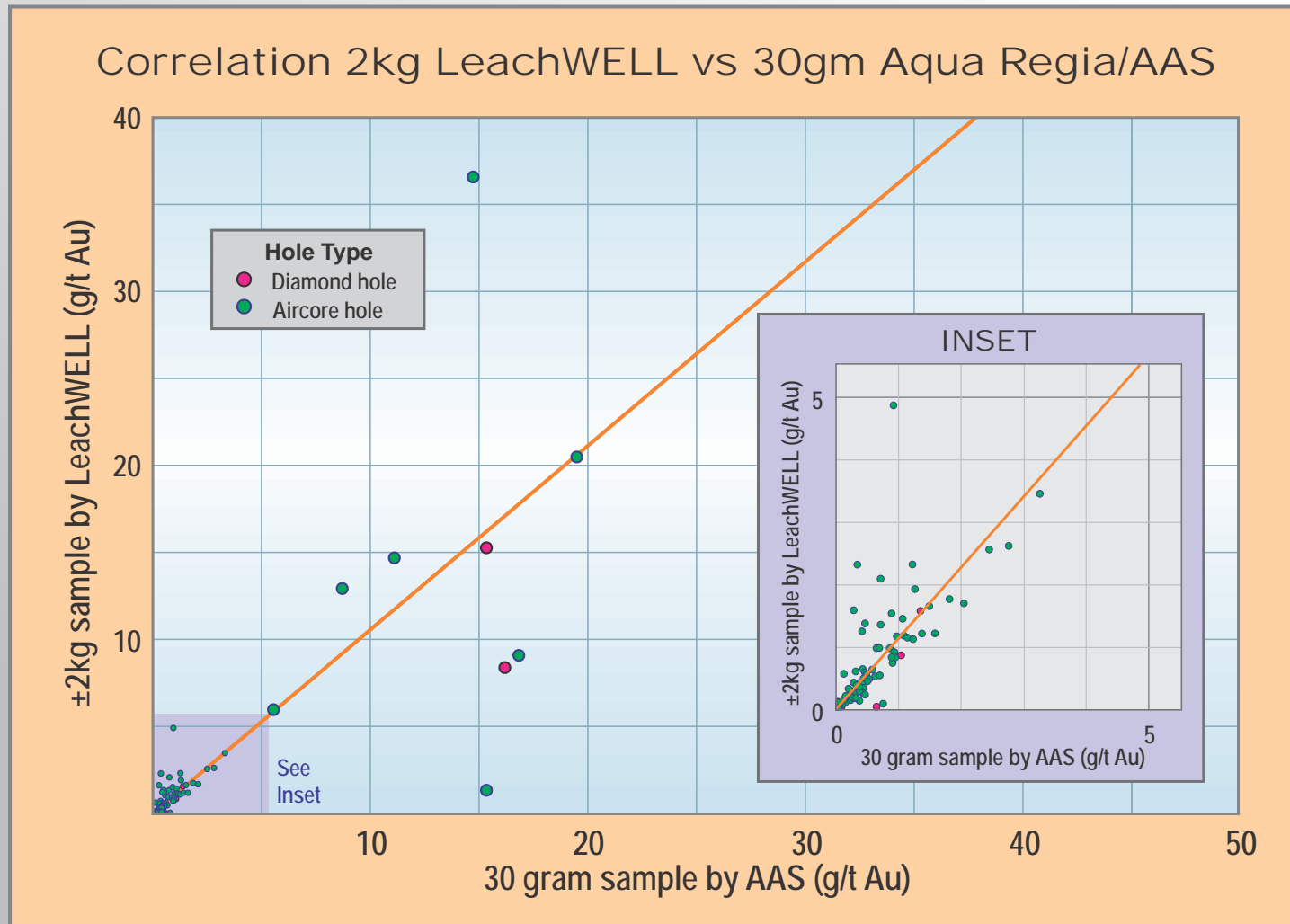


Four Eagles Fine and Coarse Gold



- ▲ **Process from Discovery (FE328), Hayanmi (FE471) and Boyd's Dam (FE415)**

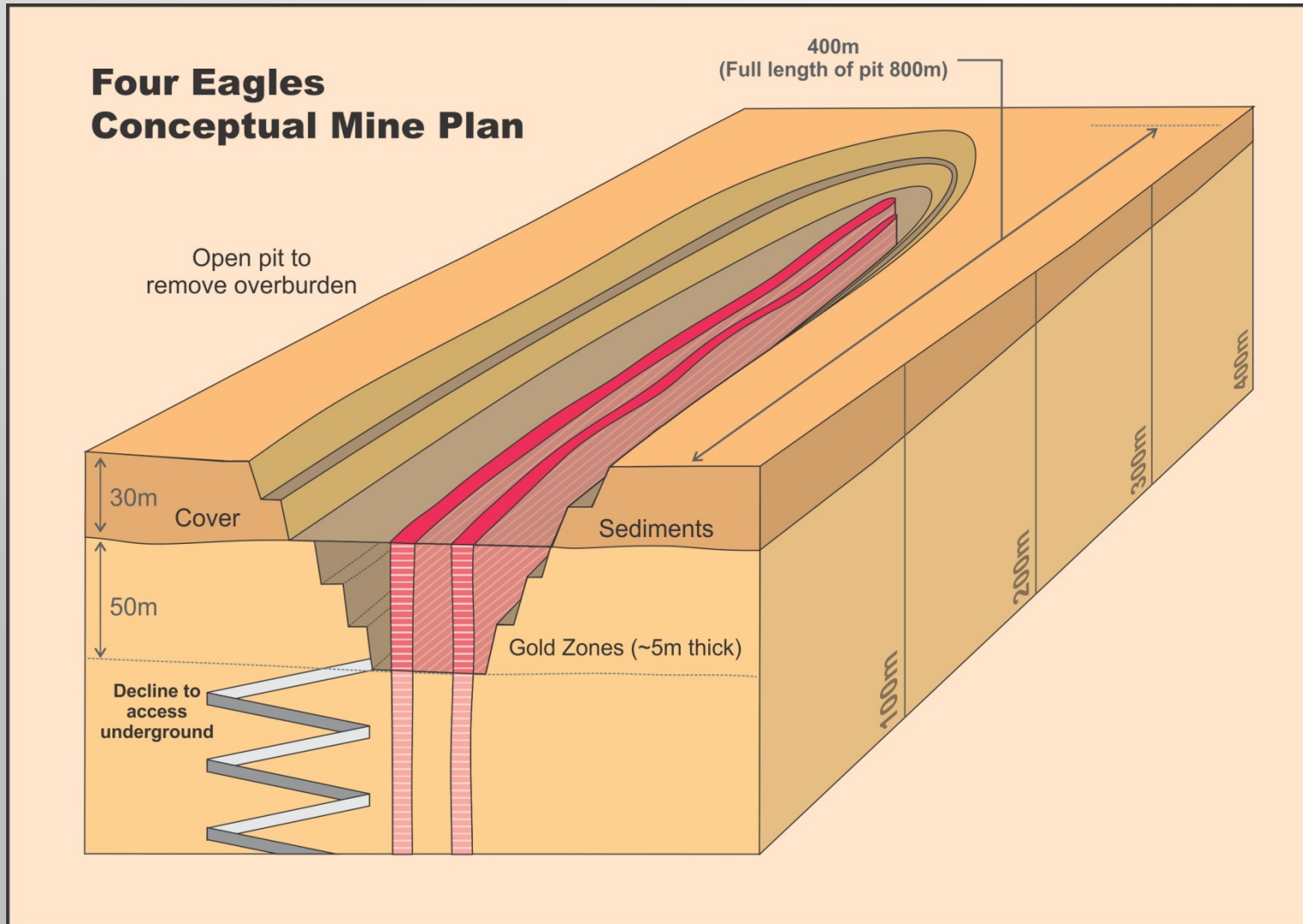
LeachWELL Correlation Graph



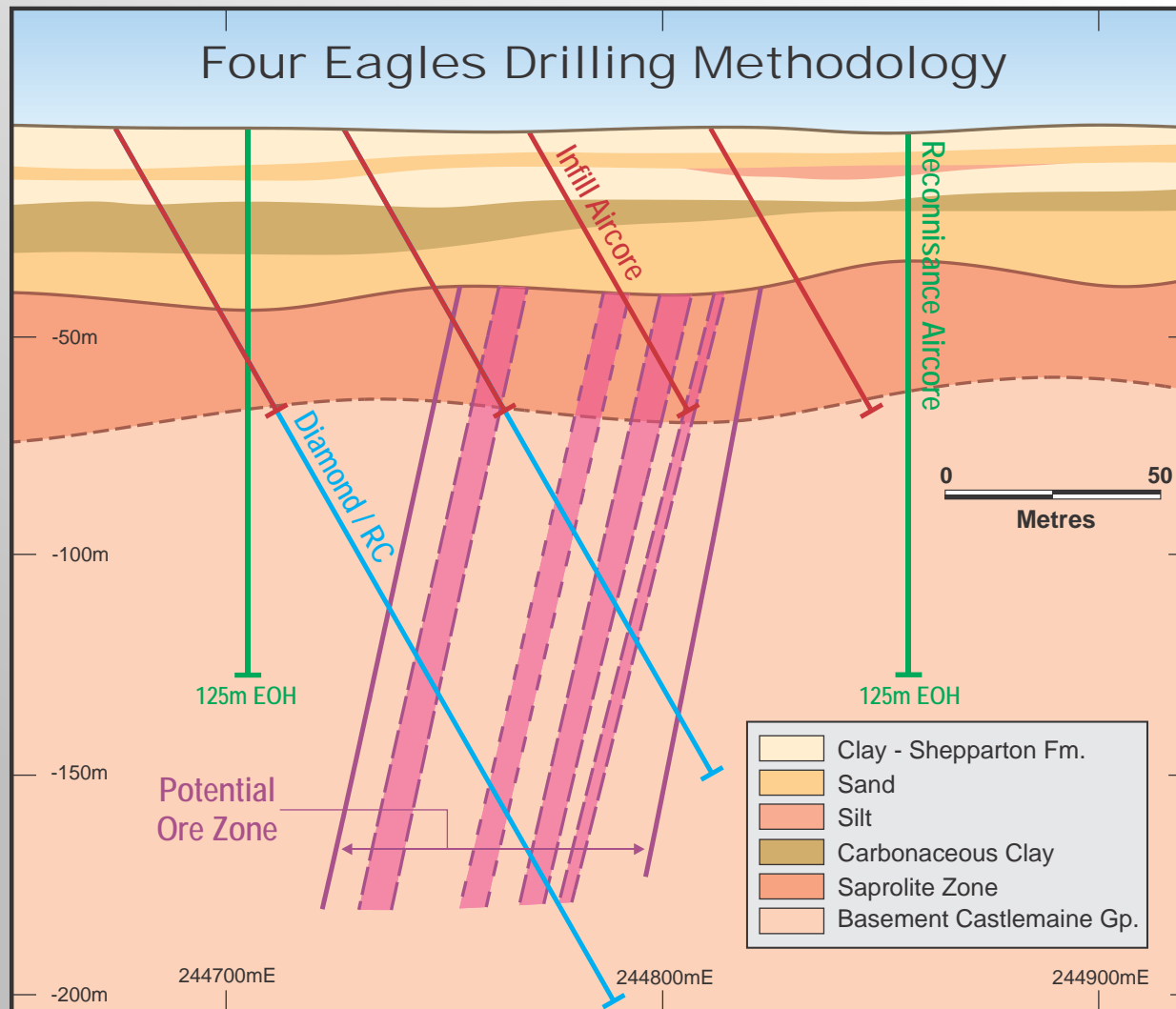
Conceptual Mine Plan



catalyst
METALS LTD



Drilling Methodology



2–3 Year Exploration Programme



- ▲ Recon Aircore Drilling 15,000m/\$0.5M
- ▲ Grid Follow up Aircore drilling
30,000m/\$1.0M
- ▲ Angled RC Drilling 15,000m/\$1.0M
- ▲ Angled Diamond Drilling 5,000m/\$1.5M
- ▲ This would give about 50 Ore Cross Sections

Estimated Total Cost to JORC Resource: \$5M

Four Eagles Farm-in Agreement



Heads of Agreement

Initial Phase ✓

- ▲ \$2,100,000 exploration spend by January 2014 to earn 50% interest in project. Completed June 2013

Future Farm-in

- ▲ \$2,100,000 exploration spend to earn up to 75% interest in project (assumes non-contribution by Providence at 60%)
- ▲ Catalyst gives Providence staged conditional shares and cash at 60%, 70%, 75% and Feasibility (1.5 m CYL shares: \$230,000)
- ▲ Providence Gold & Minerals 25% free carried until decision to mine
- ▲ Providence can elect to take 2.5% royalty on mine project

Catalyst Capital Structure



Capital Structure (ASX: CYL)

- ▲ **47,303,033 fully paid ordinary shares**
 - 1,000,000 unlisted 20 cent options expiring 30/06/2014
 - 750,000 unlisted 30 cent options expiring 30/06/2015
 - 350,000 unlisted Performance Rights
- ▲ **Top 20 control approximately 70% of issued capital**

Cash in hand

- ▲ **A\$0.9 million (at 30 Sept 2013)**

Market Capitalisation

- ▲ **A\$14 million (at 30 cents per share)**

Corporate Structure



Directors

- ▲ **Bruce Kay – Technical Director**
- ▲ **Stephen Boston – Chairman**
- ▲ **Robin Scrimgeour – Non-executive**
- ▲ **Gary Schwab – Non-executive**

Officers

- ▲ **Frank Campagna – Company Secretary**
- ▲ **John Arbuckle – Consultant**

Competent Persons Statement



Competent Person's Statement

The information in this report that relates to Exploration Results is based on information compiled by Mr Bruce Kay, who is a Fellow of the Australasian Institute of Mining and Metallurgy and is a non-executive director of Catalyst Metals Limited. Mr Kay has sufficient experience that is relevant to the style of mineralisation, type of deposit under consideration and to the activity that he is undertaking to qualify as a Competent Person as defined in the 2004 edition of the 'Australasian Code for Reporting of Exploration, Results, Mineral Resource and Ore Reserves'. Mr Kay consents to the inclusion in this report of the matters based on his information in the form and context in which it appears.

Disclaimer and Forward Looking Statements



- This presentation has been prepared by Catalyst Metals Limited (“Catalyst”). This document contains background information about Catalyst current at the date of this presentation. The presentation is in summary form and does not purport to be all inclusive or complete. Recipients should conduct their own investigations and perform their own analysis in order to satisfy themselves as to the accuracy and completeness of the information, statements and opinions contained in this presentation.
- This presentation is for information purposes only. Neither this presentation nor the information in it constitutes an offer, invitation, solicitation or recommendation in relation to the purchase or sale of shares in any jurisdiction.
- This presentation may not be distributed in any jurisdiction except in accordance with the legal requirements applicable in such jurisdictions. Recipients should inform themselves of the restrictions that apply in their own jurisdiction. A failure to do so may result in a violation of securities laws in such a jurisdiction.
- This presentation does not constitute investment advice and has been prepared without taking into account the recipient’s investment objectives, financial circumstances or particular needs and the opinions and recommendations in this presentation are not intended to represent recommendations of particular investments to particular persons. Recipients should seek professional advice when deciding if an investment is appropriate. All securities transactions involve risks, which include (among others) the risk of adverse or unanticipated market, financial or political developments.
- To the fullest extent permitted by law, Catalyst and its officers, employees, agents and advisers do not make any representation or warranty, express or implied, as to the currency, accuracy, reliability or completeness of any information, statements, opinions, estimates, forecasts or other representations contained in this presentation. No responsibility for any errors or omissions from this presentation arising out of negligence or otherwise is accepted.
- This presentation may include forward looking statements. Forward looking statements are only predictions and are subject to risks, uncertainties and assumptions which are outside the control of Catalyst. Actual values, results or events may be materially different to those expressed or implied in this presentation. Given these uncertainties, recipients are cautioned not to place reliance on forward looking statements. Any forward looking statements in this presentation speak only at the date of issue of this presentation. Subject to any continuing obligations under any applicable law and the ASX Listing Rules, Catalyst does not undertake any obligation to update or revise any information or any of the forward looking statements in this presentation of any changes in events, conditions or circumstances on which any such forward looking statement is based.

Annual General Meeting
Presentation

Perth WA

15 November 2013

Bruce Kay

*Technical
Director*



catalyst
METALS LTD