



# GREENLAND

MINERALS AND ENERGY LTD



Strategic Metals For Global Industry

[www.ggg.gl](http://www.ggg.gl)

May, 2013

# Important Notice



This presentation contains only a brief overview of Greenland Minerals and Energy Ltd (Greenland Minerals) and its respective activities and operations. The contents of this presentation may rely on various assumptions and subjective interpretations which are not possible to detail in this presentation and which have not been subject to any independent verification.

This presentation contains a number of forward looking statements. Known and unknown risks and uncertainties, as well as factors outside of Greenland Minerals' control, may cause the actual results, performance and achievements of Greenland Minerals to differ materially from those expressed or implied in this presentation.

To the maximum extent permitted by law, Greenland Minerals and its officers, employees and advisers are not liable for any loss or damage (including, without limitation, any direct, indirect or consequential loss or damage) suffered by any person directly or indirectly as a result of relying on this presentation or otherwise in connection with it.

The information contained in this presentation is not a substitute for detailed investigation or analysis of any particular issue and has been prepared without consideration of your objectives and needs and financial position. Current and potential investors and shareholders should seek independent advice before making any investment decision in regard to Greenland Minerals or its activities.

## **JORC Code Compliance – Consent of Competent Persons**

The information in this report that relates to exploration results, geological interpretations, appropriateness of cut-off grades, and reasonable expectation of potential viability of quoted rare earth element, uranium, and zinc resources is based on information compiled by Jeremy Whybrow. Mr Whybrow is a director of the Company and a Member of the Australasian Institute of Mining and Metallurgy (AusIMM). Mr. Whybrow has sufficient experience relevant to the style of mineralisation and type of deposit under consideration and to the activity which he is undertaking to qualify as a Competent Person as defined by the 2004 edition of the "Australasian Code for Reporting of Exploration Results, Mineral Resources and Ore Reserves". Mr. Whybrow consents to the reporting of this information in the form and context in which it appears.

The geological model and geostatistical estimation for the Kvanefjeld deposit were prepared by Robin Simpson of SRK Consulting. Mr. Simpson is a Member of the Australian Institute of Geoscientists (AIG), and has sufficient experience relevant to the style of mineralisation and type of deposit under consideration and to the activity which he is undertaking to qualify as a Competent Person as defined by the 2004 edition of the "Australasian Code for Reporting of Exploration Results, Mineral Resources and Ore Reserves". Mr. Simpson consents to the reporting of information relating to the geological model and geostatistical estimation in the form and context in which it appears.

# Greenland Minerals and Energy Ltd

ASX-listed, Greenland-focussed mineral explorer and developer



## Key Asset: Kvanefjeld multi-element project (REEs, uranium, zinc):

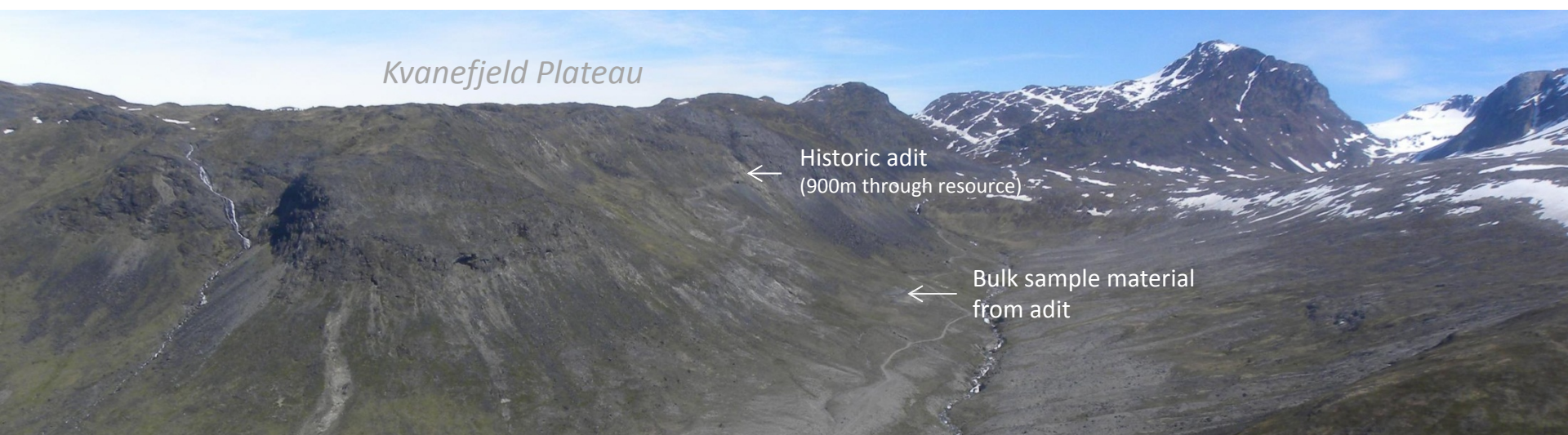
- One of the world's most strategically important mineral projects - 100% owned by GMEL
- Project underpinned by one of world's largest REE-uranium resources with major upside
- Highly accessible – bulk orebodies favourably located in southern Greenland near towns, harbours and airport
- A non-refractory ore type conducive to simple, cost-effective processing with low-technical risk
- 2013 - Feasibility level 'Mine and Concentrator Study' demonstrates long-life, cost-competitive production of rare earths and uranium; the start point of a mining project that will continue to evolve for decades
- Greenland is politically stable and pro-mining; attracting increasing international interest



Drilling at the 242Mt Sørensen Deposit, Kvanefjeld Project, South Greenland

# Greenland Minerals and Energy Ltd

ASX-Listed, Greenland-Focussed Mineral Explorer and Developer



## Board

Non-Executive Chairman	Michael Hutchinson
Managing Director	Roderick McIlree
Executive Director	John Mair
Executive Director	Simon Cato
Non-Executive Director	Jeremy Whybrow
Non-Executive Director	Tony Ho

## Capital Structure

Shares outstanding	571.2M
Options outstanding	38M*
Share price (14/05/2013)	A\$0.28
52 week range	A \$0.24-\$0.54
Undiluted market capitalization	<b>A\$160M</b>
Net Cash (31/3/13)	A\$9M
<b>Undiluted enterprise value</b>	<b>A\$150M</b>

- 7m performance options - \$1.75 exp 2013, 5m options - \$0.75 exp Oct 2014, 25.8m quoted options ex \$0.60

# Greenland – An Important New Minerals Region

Pro-mining government looking to foreign investment and expertise



- Greenland moved from *'Home Rule'* to *'Self Rule'* in 2009, and assumed full authority over its mineral and hydrocarbon resources, formerly shared with Denmark
- Looking to mining as a cornerstone of its future economy; the key to economic independence
- New government elected in March 2013; three party coalition headed by Siumut Party
- **Why is this of particular significance??**
  - *Government has stated its clear intention to remove the zero-tolerance policy toward uranium exploitation*
  - *Looking to finalise regulations and prioritise the development of the Kvanefjeld project*
  - *This pivotal move will be a critical step in opening up one of the world's largest resources of both rare earth metals and uranium to mine development; a move that could change the dynamics of global REE supply*



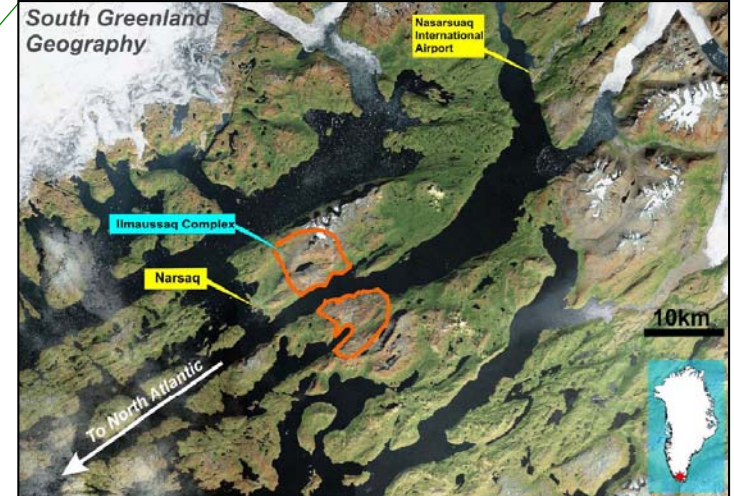
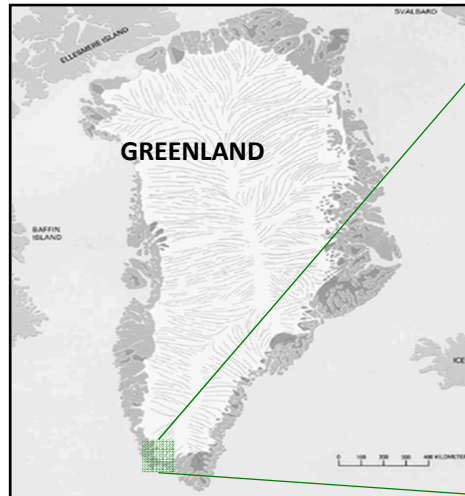
# The Kvanefjeld Project

Readily accessible location near existing infrastructure



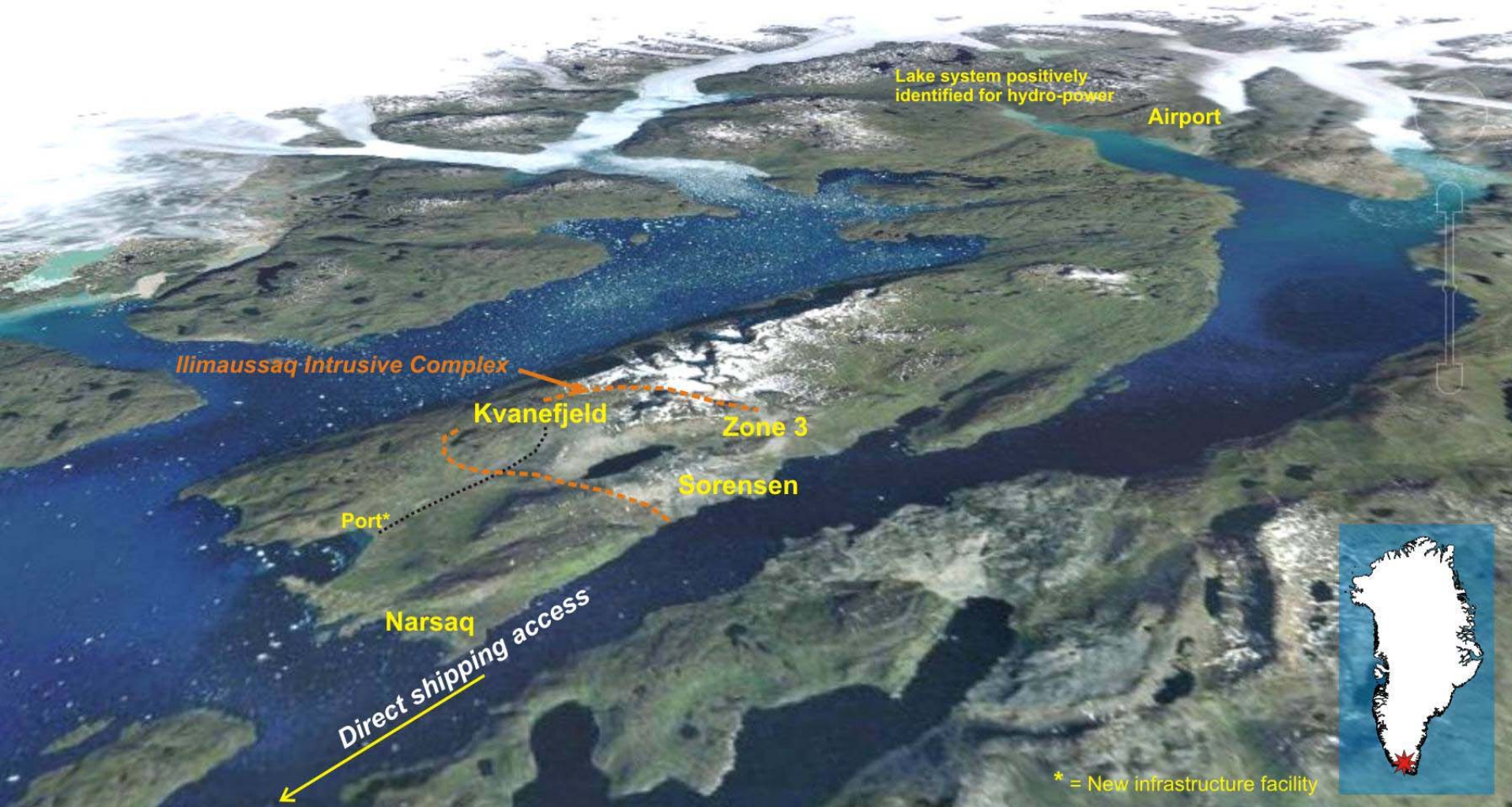
- Strategically located between North American and European markets at a lower latitude than long established mining regions of Alaska and northern Canada
- Fjord system in south Greenland provides direct shipping access to project area, year round
  - *new port facilities can be built adjacent to project;*
  - *short roads required to connect port to the process plant, will be used for all goods movement*
  - *potential low-cost power supply from new hydropower facility supplemented by imported heavy fuel oil generators*
  - *plentiful plant water supply from local lakes, river systems*
- Town of Narsaq located 10km from Kvanefjeld and is expected to provide both general labour and services to the Project

## Asset Location



# Kvanefjeld Multi-Element Project

Project geography – Direct shipping access, airport nearby



Overview of the Erik Aappalaartup Nunaa Peninsula (or Narsaq Peninsula), south Greenland, view is toward the north  
The Kvanefjeld project is easily accessed by ship from the North Atlantic, year round  
The distance from Narsaq town to Narsarsuaq Airport is 45 km

# Kvanefjeld Multi-Element Project

An extraordinary resource base, with huge upside



- The Kvanefjeld project is underpinned by several large-scale, bulk-tonnage resources: Kvanefjeld, Sørensen and Zone 3.
- The deposits represent the outcropping expressions of a mineralised system that geological evidence indicates is interconnected at depth
- Mineralisation is hosted by lujavrite, with the mineral **steenstrupine** the dominant host to both uranium and REEs.
- Low mining costs due to outcropping, bulk tonnage deposits, highest grades near surface (>400ppm  $U_3O_8$ , >1.4% TREO)



## Project overall resource inventory:

(JORC-code compliant, Prepared by SRK Consulting)

**956 Mt** containing **575 Mlbs  $U_3O_8$** , 10.33 Mt TREO, 2.25 Mt zinc

TREO includes: **0.37 Mt heavy REO**, **0.84 Mt yttrium oxide**

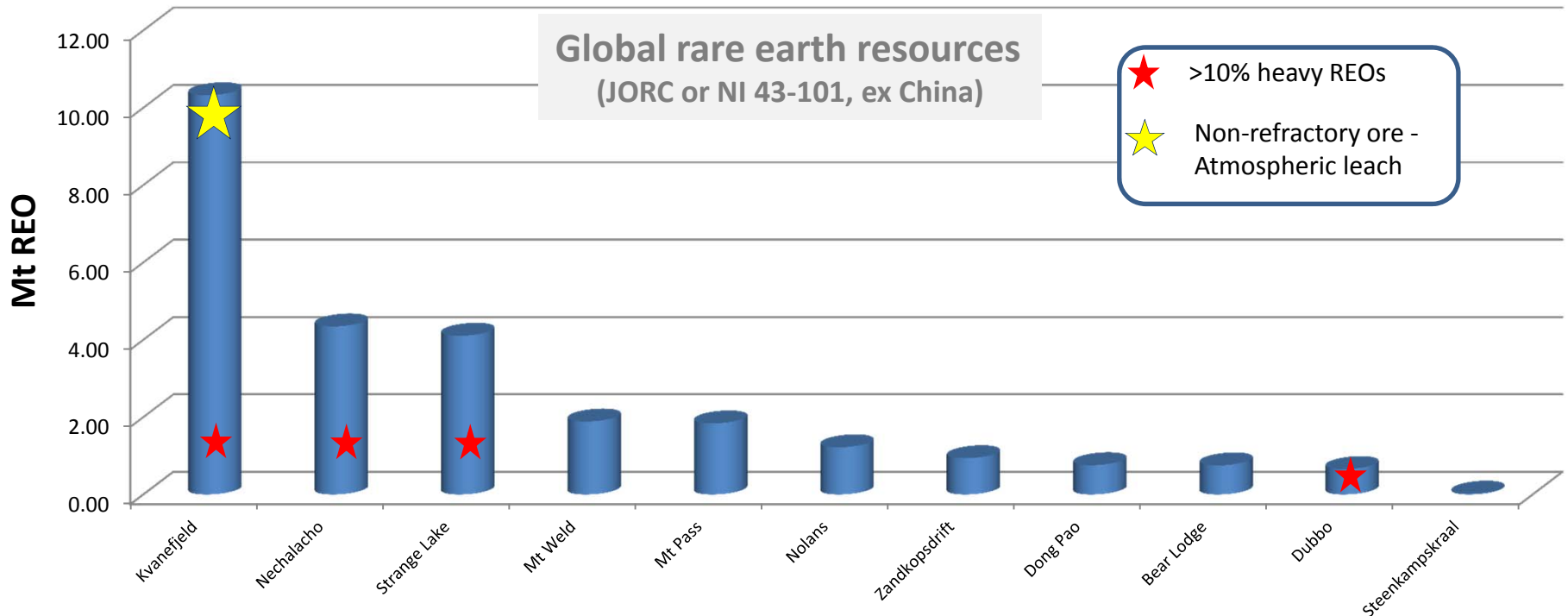
<b>Kvanefjeld Deposit:</b>	<i>Global resource:</i>	619 Mt @ 257 ppm $U_3O_8$ , 1.06% TREO, 0.22% zinc
<b>Sørensen Deposit:</b>	<i>Global resource:</i>	242 Mt @ 304 ppm $U_3O_8$ , 1.1% TREO, 0.26% zinc
<b>Zone 3 Deposit:</b>	<i>Global resource:</i>	95 Mt @ 300 ppm $U_3O_8$ 1.16% TREO

# Greenland Minerals and Energy

## Peer Comparison Amongst Emerging Rare Earth Producers



Project	Owner	Asset Location	Listing	Market Cap (US\$M)	Resources (REO)	Stage	Capacity (REO tpa)	Start Up
Kvanefjeld	Greenland Minerals & Energy	Greenland	ASX	\$160	10.3Mt	Feasibility	25,000+	2016
Mountain Pass	Molycorp	CA, USA	NYSE	\$1,100	1.8 Mt	Commissioning	18,000	2012
Mt Weld	Lynas Corp	WA, Australia	ASX	\$1,250	1.8 Mt	Construction	21,000	2012
Nechalacho	Avalon Rare Metals	NT, Canada	TSX	\$115	4.35 Mt	Feasibility	8,000	2016+
Strange Lake	Quest	QC, Canada	TSX-V	\$60	2.4 Mt	Exploration	12,500	2017+
Zandkopsdrift	Frontier	South Africa	TSX-V	\$50	0.94 Mt	Feasibility	15,000	2017
Nolans	Arafura	NT, Australia	ASX	\$40	1.7 Mt	Feasibility	10,000	2017?
Dubbo Zirconia	Alkane Resources	NSW, Australia	ASX	\$200	0.5 Mt	Feasibility	2,600	2015
Steenkamskraal	Great Western Minerals Group	South Africa	TSX-V	\$100	0.03Mt	Construction	2,700	2013?



Resources considered compliant with international reporting codes (JORC, NI 43-101)

Source: BCC, Company Filings and websites as at Mid July, 2012

# Greenland Minerals and Energy

## Uranium resource comparison – moving toward the top

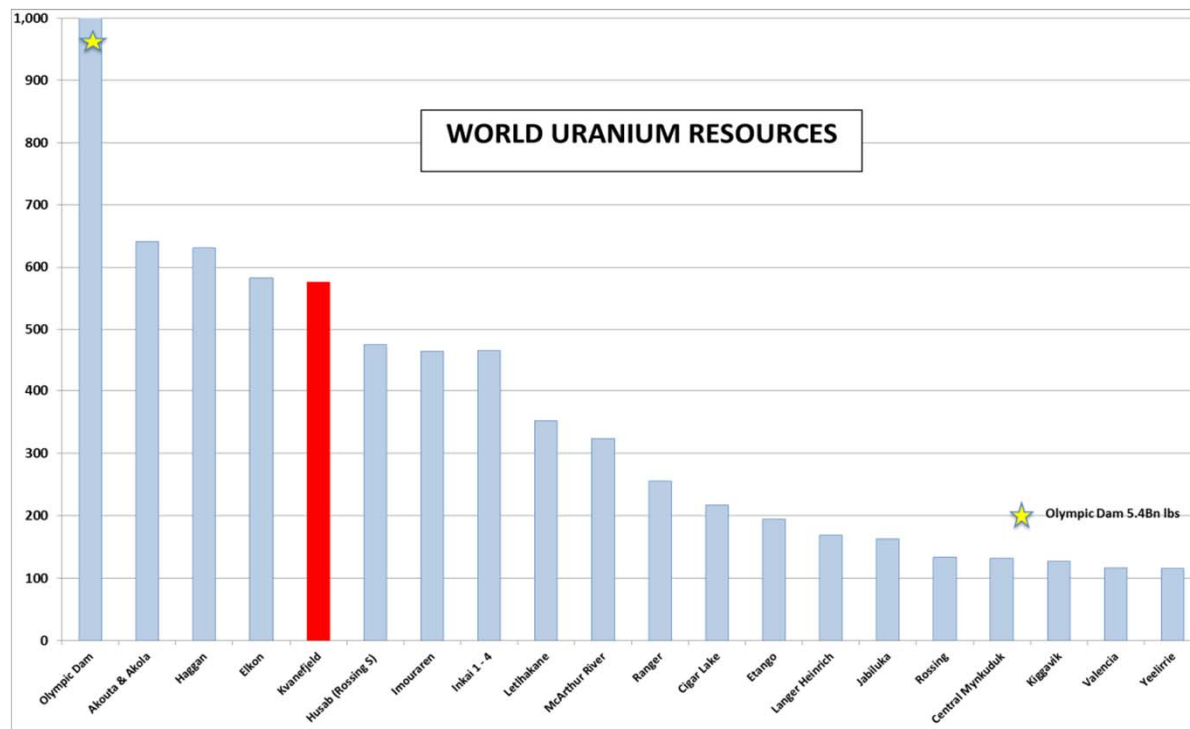


- **Kvanefjeld Multi-Element Project – Global (JORC) uranium resource of 575 Mlbs U<sub>3</sub>O<sub>8</sub>**
  - 956 M tonnes in indicated and inferred at a 150ppm U<sub>3</sub>O<sub>8</sub> cut off
  - <20% of prospective ground in northern Ilimaussaq license evaluated

- **Japanese reactor restarts set to increase activity in U market**

- **Recent M&A activity with uranium mining companies**
  - Uranium endowment valued in range of USD4.2/lb to USD8.5/lb

- **Equivalent valuation of the project resource**
  - USD2 Billion to USD5 Billion



# Kvanefjeld Multi-Element Project

Built on a comprehensive technical foundation



## Subject of 20+ years of state-sponsored R&D (1960's – 1983)

- Uranium focus, >\$50 M (today's dollars) invested historically
- Extensive metallurgical and infrastructure studies, including hydropower evaluation
- Project successfully piloted at large scale
- Project halted early 1980's when U price slumped

## Six years of R&D conducted by GMEL (2007 – present)

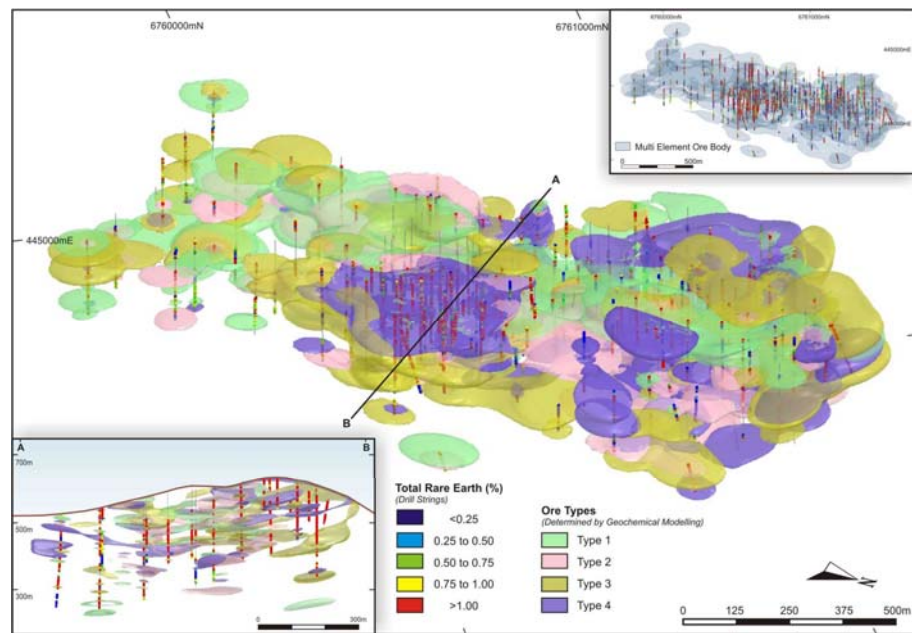
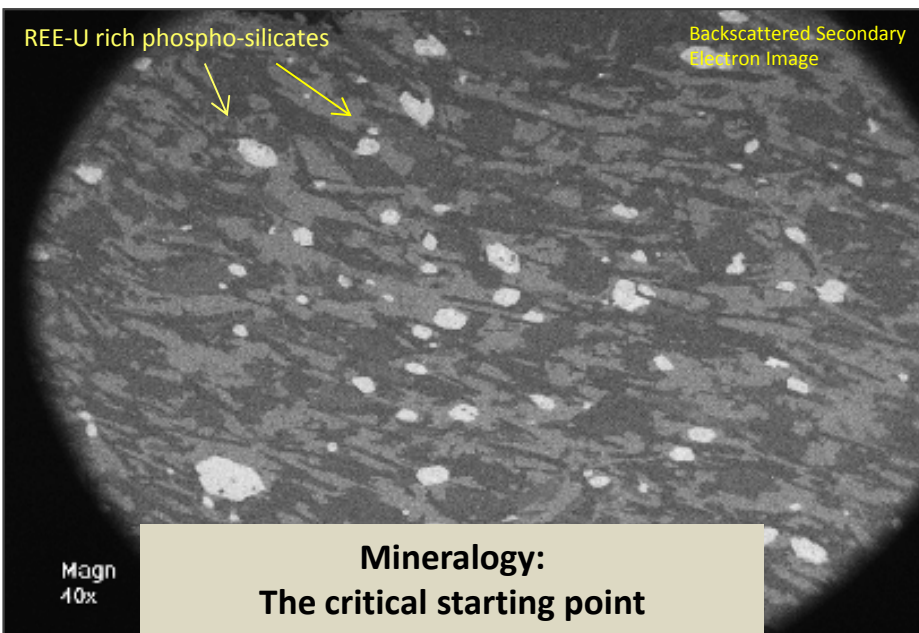
- Multi-element focus – REEs, uranium, zinc +, >\$75 M (AUD) invested
- Strong in-house project technical team established
- Strong relationships developed in Greenland
- Rigorously developed process flow-sheet that utilises effective **beneficiation** and **atmospheric leaching** – providing both technical and economic advantages
- Project significantly de-risked and moving into the development stage



*Entrance to historical Kvanefjeld adit*

# Kvanefjeld Multi-Element Project

A unique and highly advantageous ore type



- Processing of REE-U ores is driven by mineralogy
- Detailed mineralogical studies map out the value department and focus test work
- At Kvanefjeld - coarse, discrete value minerals are rich in both REEs and uranium
- These unusual minerals can be effectively isolated from non-value minerals (gangue) utilising froth flotation

- Relationships established between key value minerals and whole-rock geochemistry
- State-of-the-art geostatistical modelling translates mineralogical studies back to the resource scale to effectively domain orebody
- Variability studies help constrain optimal flow-sheet, and guide mine planning
- Allows for predictive approach to metallurgical performance

# Kvanefjeld Multi-Element Project

Simple effective processing route rigorously developed



- Kvanefjeld ores contain unique rare earth-uranium bearing minerals (e.g. steenstrupine)
- Minerals are highly advantageous as they can be effectively beneficiated, then leached under atmospheric conditions, with no high-temperature acid bake or caustic crack required. This forms the basis of a simple processing route that makes for cost-effective, highly-scalable production

## Step 1 – Mineral Beneficiation - Flotation

- Ore minerals can be effectively concentrated using flotation, commercially available reagents
- Method has been successfully piloted, twice
- **Industry leading upgrade ratio** – 8.5% mass pull, 10 x REO and 6 x  $U_3O_8$  grades in concentrate
- High upgrade ratio brings **OPTIONALITY** to Kvanefjeld project through the generation of a mineral concentrate of >12% TREO and >2000ppm  $U_3O_8$
- High mineral concentrate grades allow for concentrate to be shipped to a location where a hydrometallurgical plant can be more cost-effectively implemented

## Step 2 – Hydrometallurgical Leaching

- Ore minerals yield >90% extraction of U and heavy REEs in sulfuric acid leach, under atmospheric conditions
- No high-temperature ‘acid bake’ or ‘caustic crack’ required
- Solvent extraction recovery of U and RE concentrates
- GMEL submitted patent applications over leach methodology
- Can be located in Greenland, or the mineral concentrate can be shipped to a location that is more favourable to establish a hydrometallurgical plant
- Greenland option evaluated in 2012 PFS

# Kvanefjeld Multi-Element Project

Pilot plant operation of concentrator circuit complete (November 2012)



Jameson flotation cell – (Xtrata Technologies)  
Second beneficiation pilot plant campaign, 1:2000 scale



Continuous pilot plant operation at SGS Laboratories, Perth,  
produced outstanding results; >300kgs of concentrate produced

# Kvanefjeld Multi-Element Project

## Atmospheric leaching: scaled-up test work confirms viability



- REE-U rich mineral concentrates are conducive to a simple atmospheric acid leach – no complex, costly acid bake or caustic cracking required
- A number of continuous leach tests have been performed
- 24 kg of mineral concentrate was leached successfully at **SGS Minerals**, Perth in August 2012
- Program designed to firm up leach conditions and reagent concentrations
- Highly successful in constraining the leach process for the Kvanefjeld mineral concentrates
- Subsequent test work conducted at **ANSTO** demonstrates successful control of impurities, high extractions of heavy REEs and uranium in a clean and manageable leach liquor



# The Kvanefjeld Project

One of the world's most advanced emerging specialty metals projects



- **Comprehensive mineralogical studies – 2009-2011:** Identified the key value minerals and their distribution through resources
- **Extensive metallurgical test work – 2009-2011:** Trade-off studies identify the optimal process flow-sheet
- **First pilot plant operation of beneficiation circuit – October 2011:** Confirmed effectiveness of flotation for Kvanefjeld
- **Prefeasibility Study – March 2012:** Indicated a cost-competitive long-life project with low technical risk
- **Prefeasibility Update – August 2012:** Optimisation leads to significant improvements in metal recovery and economics
- **Atmospheric leach circuit advanced – Q3 2012:** On-going testwork confirms viability of leach methodology – Patents lodged under International Patent Cooperation Treaty, November 2012
- **Final pilot plant operation of beneficiation circuit – November 2012:** Highly successful with performance continuing to improve as process scaled up
- **Implementation Strategy – February 2013:** Risk analysis identifies a reduced start-up capacity of 3Mtp/a to mitigate market and finance risk, with a subsequent expansion to 6 Mtp/a
- **Mine and Concentrator Study – March 2013:** Feasibility level study on 3Mtp/a Mine and Concentrator, start up capital costs reduced to **US\$810M**

# The Kvanefjeld Project

PFS complete, Feasibility studies well-advanced



## Mine and Concentrator Study, March 2013

- The Mine and Concentrator Study evaluates a start-up operation at 3Mtpa (feasibility level study)
- This mitigates marketing and financing risk associated with 7.2 Mtpa operation evaluated in the 2012 PFS

## Key Highlights:

- *Low unit costs* across all product streams
- Globally significant heavy rare earth production
- This de-risks light rare earth marketing and pricing
- Significant production profile across the critical rare earth elements
- Massive resource base allows for expansions as markets develop
- Continued technical advances drive rare earth production costs down toward the base of the future production cost curve

## Mine and Concentrator Study: Key project metrics

<b>Project status</b>	PFS Complete Mine and Concentrator Study Complete Refinery Study Underway EIA, SIA underway
<b>Capital Costs:</b>	<b>Mine and Concentrator</b> \$US450M + \$48M Owner's costs <b>Refinery</b> \$US360M + 25M Owner's costs <b>Total Capital Costs \$US810M</b>
<b>Start-up:</b>	Construction commencement 2015 Production commencement 2017
<b>Mining Method:</b>	Open-Pit
<b>Plant Throughput:</b>	3Mtpa
<b>Forecast Cash Costs:</b>	US\$6.40/kg REO inc. byproduct credits
Expansion Case (6Mtpa):	US\$4.90/kg REO inc. byproduct credits
Incremental cost of U:	@3Mtpa US\$37/lb @6Mtpa US\$31/lb
<b>Mine Life:</b>	>30 Years

## Annual production targets (at 3Mtp/a)

<b>Uranium</b>	<b>1.1 Million lbs</b>
<b>Mixed Rare Earth Carbonate</b>	<b>23,000 Tonnes REO Contained</b>
Combined oxide products contain:	
	<b>Dysprosium</b> ~ 227 Tonnes
	<b>Terbium</b> ~ 33 Tonnes
	<b>Europium</b> ~ 28 Tonnes
	<b>Yttrium</b> ~ 1686 Tonnes
	<b>Neodymium</b> ~ 3,032 Tonnes
	<b>Praseodymium</b> ~ 992 Tonnes
<b>Zinc (as ZnS)</b>	<b>6,180 Tonnes</b>

# The Kvanefjeld Project

## Mine and Concentrator Study - Robust economic metrics



### Economic parameters of 3Mtp/a Mine and Concentrator Study (Feasibility level)

- At U<sub>3</sub>O<sub>8</sub> price of \$70/lb, TREO basket price of \$41/kg,
  - Economic modeling assumes value recognition of **60% of REO basket price - \$24.6**
  - Discount rate 10%
- Ung geared NPV (pre-tax)
 

3Mtpa	<b>US\$1.9 B, IRR 32%</b>
6Mtpa	<b>US\$3.3 B, IRR 35%</b>
  - Payback period (from commencement of operation) <3 years



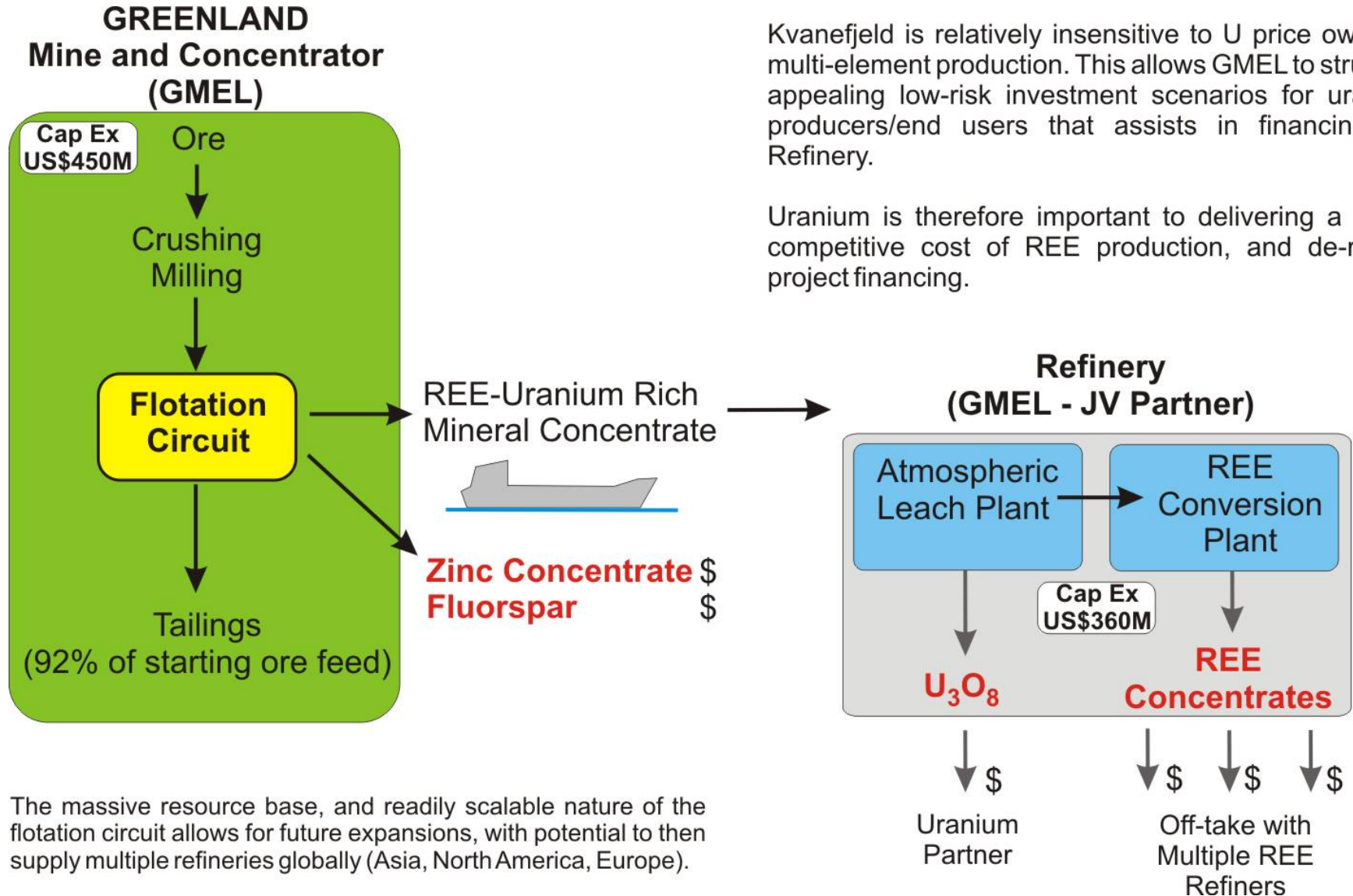
Rare Earth Price Forecasts				
	Company View	Roskill*	BCC	Actual Q2 2013
		2015	2016	
La	\$10	\$28	\$6	\$7.50
Ce	\$5	\$13	\$4	\$7.50
Pr	\$100	\$100	\$19	\$70
Nd	\$100	\$100	\$130	\$63
Eu	\$1,100	\$1,100	\$4,350	\$1050
Tb	\$1,100	\$1,100	\$3,650	\$900
Dy	\$900	\$900	\$2,170	\$550
Y	\$50	\$50	\$275	\$24

\*midpoint of range quoted

**Note:** La and Ce prices assumed to be close to average industry production costs to minimise market/price risk on light REEs

# The Kvanefjeld Multi-Element Project

An increasingly powerful proposition



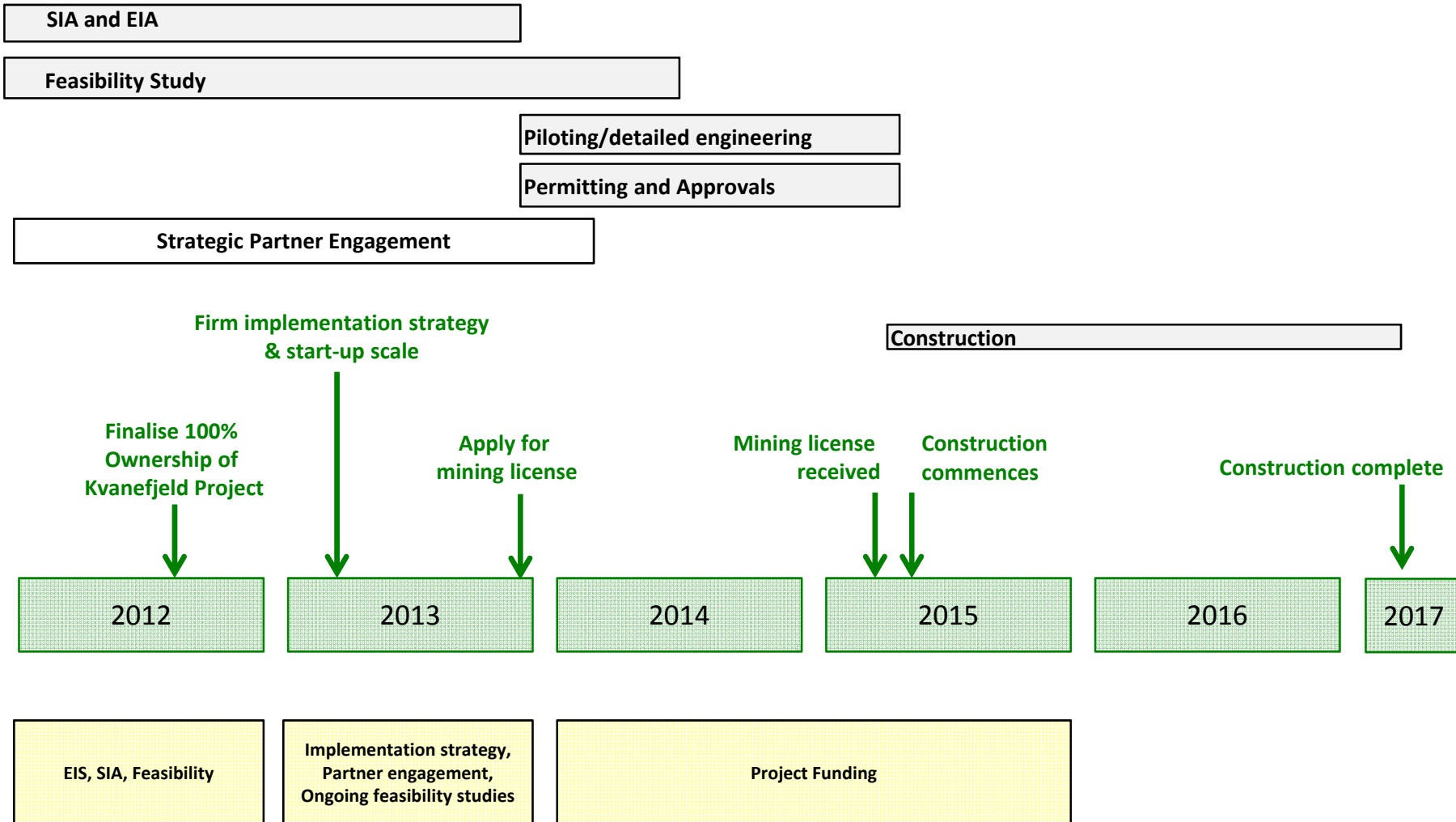
Kvanefjeld is relatively insensitive to U price owing to multi-element production. This allows GMEL to structure appealing low-risk investment scenarios for uranium producers/end users that assists in financing the Refinery.

Uranium is therefore important to delivering a highly competitive cost of REE production, and de-risking project financing.

The massive resource base, and readily scalable nature of the flotation circuit allows for future expansions, with potential to then supply multiple refineries globally (Asia, North America, Europe).

# Greenland Minerals and Energy

## Overview of GME's development timeline



# The Kvanefjeld Project

Comprehensive stakeholder engagement program



QAQORTOQ OPEN DAY, JUNE 2011

# Kvanefjeld Multi-Element Project

An emerging project of global strategic significance



- ✓ **The world's largest rare earth resource, and one of world's larger uranium resources (NI 43-101 or JORC constrained)**
- ✓ **Direct shipping access to project area year round**
- ✓ **Large, outcropping ore bodies allow for simple, low cost, open-pit mining**
- ✓ **Unique and highly favourable ore-type conducive to simple, cost-competitive processing**
- ✓ **Clear scope to be one of the largest producer of heavy rare earth elements globally**
- ✓ **Uranium revenues allow for highly competitive cost structure for rare earth production**
- ✓ **Technical studies well advanced, process methodology developed by respected metallurgical team**
- ✓ **Low political risk: new Greenland government set to prioritise Kvanefjeld's development**



# GREENLAND

MINERALS AND ENERGY LTD



Supplementary Information

# Greenland Minerals and Energy

## Key Highlights – A unique world class mining project



GREENLAND  
MINERALS AND ENERGY LTD

1

### World-class, large scale development project

- Economically robust, proven technology, large-scale, long life production of rare earths concentrate and uranium
- Large JORC resource base to produce ~7kt HREO, 37kt LREO & 3Mlbs U<sub>3</sub>O<sub>8</sub> per annum over 30 year mine life
- Ideally located near international airport, existing towns and potential hydro-electric power source

2

### Very attractive commodity portfolio

- Heavy rare earths and uranium are both recognised as strategically important commodities for the future
- Rare earths market characterised by limited capacity and increasing demand (particularly Dy, Nd, Tb, Eu and Y)

3

### Strong management and technical team

- Experienced management team with proven track record
- Well-respected and knowledgeable technical/project team in place with exceptional local expertise

4

### Highly advantageous ore-type, makes for simple cost-effective processing, highly scalable production

- High upgrade through beneficiation brings OPTIONALITY to Kvanefjeld project
- Leaching can be done in Greenland, or owing to the high-grade concentrate, can be shipped to other locations
- Allows to single concentrator in Greenland, multiple refineries/partners globally

5

### Globally significant, long life, low cost, multi-commodity asset

- Company to become one of the largest producers of rare earths globally and a top ten U<sub>3</sub>O<sub>8</sub> mine
- Potential to supply >20% of global critical (including heavy) rare earth element demand
- Company has low cost of production due to multiple by-product opportunities

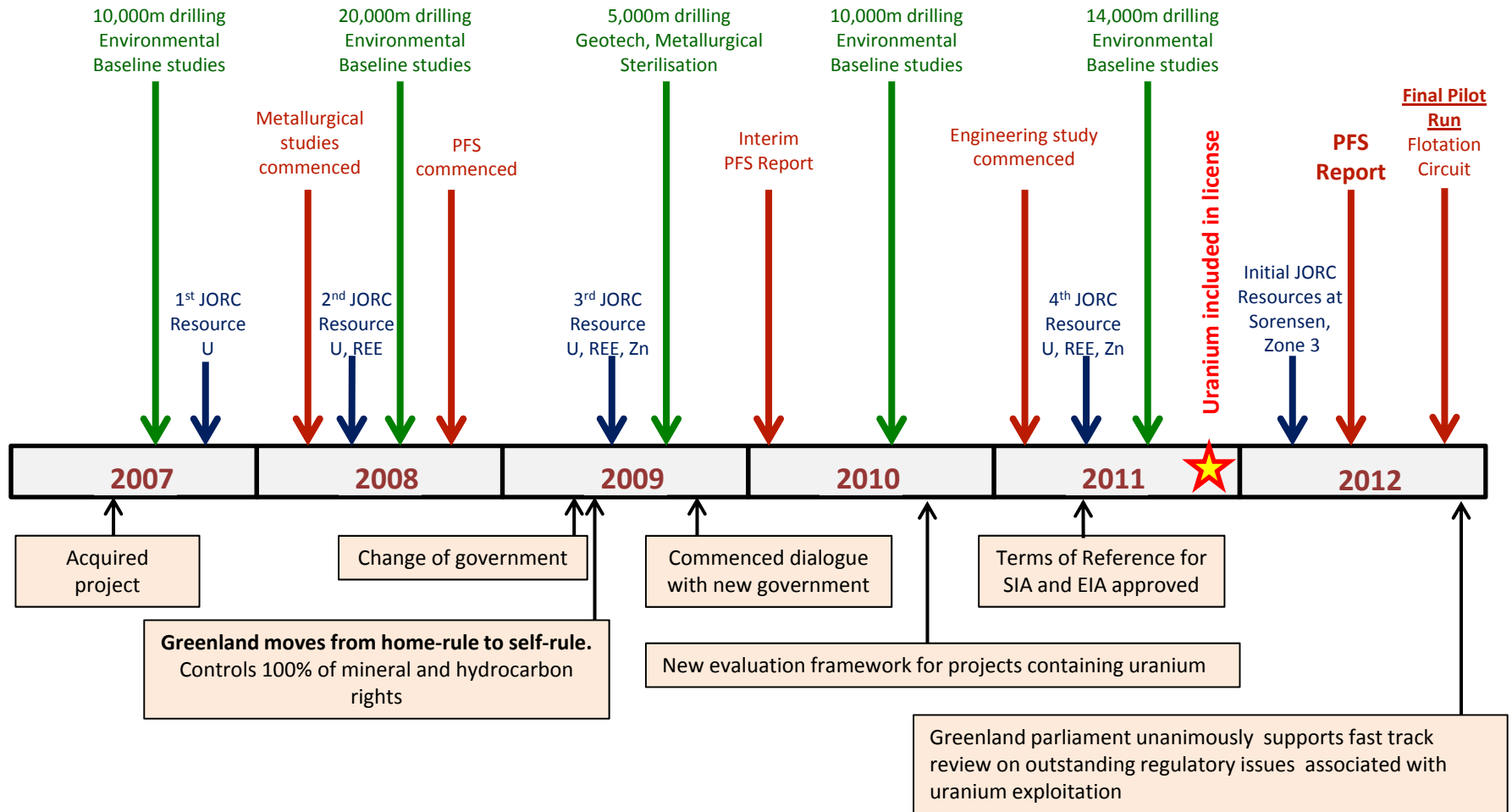
6

### Low political risk

- Stable, low-risk operating environment with government looking to develop new industries and employment
- GME fully permitted to evaluate the project, exploration licence now includes radioactive elements
- Management and board have a solid working relationship with the government and are socially aware

# Greenland Minerals and Energy

## Timeline of Activities – Licensing Developments, Technical Programs



### 2013 – New Government in Greenland

- Highlighted Kvanefjeld as a priority project
- Aiming to remove zero-tolerance and establish regulations for uranium

# Greenland

## An Emerging Mineral Province



### Background

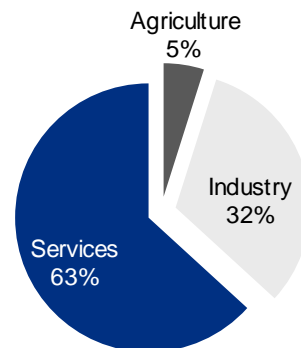
- Greenland, part of the Kingdom of Denmark, was granted Self Rule in June 2009 following a national referendum in Greenland
- Approximately half of Greenlandic public spending is still funded by grants from Denmark [DKK3.2Bn pa]
- Greenland dependent on the development of a resources sector to provide the means to secure full independence from Denmark
- The current government (Inuit Ataqatigiit) was elected in June 2009 and is pro-mining, issued uranium exploration license for Kvanefjeld project in 2011; Next election March 12, 2013
- Several mining projects are in the pipeline: London Mining – Isua, iron ore, Angel Mining – Nalunaq, gold, Ironbark – Citronen, lead/zinc, TANBREEZ – zircon, niobium, rare earth

### Key Country Data

Land Area:	2.2 million km <sup>2</sup> (12 <sup>th</sup> globally)
Capital:	Nuuk
Currency:	Danish Kroner (DKK)
Population:	57,600 (205 <sup>th</sup> globally)
GDP nominal:	US\$2.03 Billion (2009 est)
GDP per capita:	US\$36,500 (2008 est)
Inflation:	9.4% (2008 est)
Government:	Parliamentary democracy within a constitutional monarchy
Government Bond Ratings (Denmark):	S&P: AAA / Outlook Stable

Source: CIA World Factbook (as at January 2012)

### Relative Location and GDP Breakdown (2007E)



Source: CIA World Factbook (as at January 2012)

# Greenland Minerals and Energy

## Kvanefjeld Timeline – A Project With a Deep History



**1910**

- Mineral exploration first started in the local area
- Thorium first element to be identified

**1956**

- Kvanefjeld deposit discovered during systematic radiometric reconnaissance survey of Ilimaussaq
- Exploration conducted by RISØ, extensive metallurgical development undertaken over 20 yr period

**1984**

- Project terminated
- Low uranium prices and Home Rule Authority move against uranium exploitation

**2001**

- To 2000 demand for uranium and rare earths increased, as did Danish exploration in the area
- In 2001 Rimbald Pty acquired northern and southern sections of Ilimaussaq

**2007**

- Greenland Minerals and Energy A/S acquired 61% of northern section
- Drilling commenced and the first JORC compliant report was released

**2010**

- Updated JORC compliant resource estimate released
- Interim PFS completed

**2011**

- Finalised agreement to acquire outstanding 39% of project
- Developed effective method of beneficiating resources, work towards advanced flow-sheet
- EIA and SIA initiated, drilling conducted for initial resource estimates on new deposits

# Greenland Minerals and Energy

## Kvanefjeld Multi-Element Project, Statement of Identified Mineral Resources



Multi-Element Resources Classification, Tonnage and Grade										Contained Metal				
Cut-off (U <sub>3</sub> O <sub>8</sub> ppm) <sup>1</sup>	Classification	M tonnes Mt	TREO <sup>2</sup> ppm	U <sub>3</sub> O <sub>8</sub> ppm	LREO ppm	HREO ppm	REO ppm	Y <sub>2</sub> O <sub>3</sub> ppm	Zn ppm	TREO Mt	HREO Mt	Y <sub>2</sub> O <sub>3</sub> Mt	U <sub>3</sub> O <sub>8</sub> M lbs	Zn Mt
<b>Kvanefjeld - March 2011</b>														
150	Indicated	437	10929	274	9626	402	10029	900	2212	4.77	0.18	0.39	263	0.97
150	Inferred	182	9763	216	8630	356	8986	776	2134	1.78	0.06	0.14	86	0.39
150	<b>Grand Total</b>	619	10585	257	9333	389	9721	864	2189	6.55	0.24	0.53	350	1.36
200	Indicated	291	11849	325	10452	419	10871	978	2343	3.45	0.12	0.28	208	0.68
200	Inferred	79	11086	275	9932	343	10275	811	2478	0.88	0.03	0.06	48	0.20
200	<b>Grand Total</b>	370	11686	314	10341	403	10743	942	2372	4.32	0.15	0.35	256	0.88
250	Indicated	231	12429	352	10950	443	11389	1041	2363	2.84	0.10	0.24	178	0.55
250	Inferred	41	12204	324	10929	366	11319	886	2598	0.46	0.02	0.03	29	0.11
250	<b>Grand Total</b>	272	12395	347	10947	431	11378	1017	2398	3.33	0.12	0.27	208	0.65
300	Indicated	177	13013	374	11437	469	11906	1107	2414	2.30	0.08	0.20	146	0.43
300	Inferred	24	13120	362	11763	396	12158	962	2671	0.31	0.01	0.02	19	0.06
300	<b>Grand Total</b>	200	13025	373	11475	460	11935	1090	2444	2.61	0.09	0.22	164	0.49
350	Indicated	111	13735	404	12040	503	12543	1192	2487	1.52	0.06	0.13	98	0.27
350	Inferred	12	13729	403	12239	436	12675	1054	2826	0.16	0.01	0.01	10	0.03
350	<b>Grand Total</b>	122	13735	404	12059	497	12556	1179	2519	1.68	0.06	0.14	108	0.31
<b>Sørensen - March 2012</b>														
150	Inferred	242	11022	304	9729	398	10127	895	2602	2.67	0.10	0.22	162	0.63
200	Inferred	186	11554	344	10223	399	10622	932	2802	2.15	0.07	0.17	141	0.52
250	Inferred	148	11847	375	10480	407	10887	961	2932	1.75	0.06	0.14	123	0.43
300	Inferred	119	12068	400	10671	414	11084	983	3023	1.44	0.05	0.12	105	0.36
350	Inferred	92	12393	422	10967	422	11389	1004	3080	1.14	0.04	0.09	85	0.28
<b>Zone 3 - May 2012</b>														
150	Inferred	95	11609	300	10242	396	10638	971	2768	1.11	0.04	0.09	63	0.26
200	Inferred	89	11665	310	10276	400	10676	989	2806	1.03	0.04	0.09	60	0.25
250	Inferred	71	11907	330	10471	410	10882	1026	2902	0.84	0.03	0.07	51	0.2
300	Inferred	47	12407	358	10887	433	11319	1087	3008	0.58	0.02	0.05	37	0.14
350	Inferred	24	13048	392	11392	471	11864	1184	3043	0.31	0.01	0.03	21	0.07
<b>Project Total</b>														
Cut-off (U <sub>3</sub> O <sub>8</sub> ppm) <sup>1</sup>	Classification	M tonnes Mt	TREO <sup>2</sup> ppm	U <sub>3</sub> O <sub>8</sub> ppm	LREO ppm	HREO ppm	REO ppm	Y <sub>2</sub> O <sub>3</sub> ppm	Zn ppm	TREO Mt	HREO Mt	Y <sub>2</sub> O <sub>3</sub> Mt	U <sub>3</sub> O <sub>8</sub> M lbs	Zn Mt
150	Indicated	437	10929	274	9626	402	10029	900	2212	4.77	0.18	0.39	263	0.97
150	Inferred	520	10687	272	9437	383	9820	867	2468	5.55	0.20	0.45	312	1.28
150	<b>Grand Total</b>	956	10798	273	9524	392	9915	882	2351	10.33	0.37	0.84	575	2.25

<sup>1</sup>There is greater coverage of assays for uranium than other elements owing to historic spectral assays. U<sub>3</sub>O<sub>8</sub> has therefore been used to define the cut-off grades to maximise the confidence in the resource calculations.

<sup>2</sup>Total Rare Earth Oxide (TREO) refers to the rare earth elements in the lanthanide series plus yttrium.

Note: Figures quoted may not sum due to rounding.