



ING Australia Holdings Limited
ACN 008 459 596

GPO Box 3938 Sydney 2001
DX 10110 S.S.E.

347 Kent Street
Sydney NSW 2000

Telephone (02) 9234 8111
Facsimile (02) 9299 1446

Company Sydney Stock Exchange
Facsimile Number 1900 999 279
Attention Manager Companies
From Steve Rouvray
Date 3 March 2008
Number of pages including this page //
If all pages are not received please telephone 02 9234 8401
Subject FORM 604

Dear Sir

Attached please find Form 604 Notice of change in interests of substantial holder in relation to GPT Group.

Yours faithfully

S.S. Rouvray
Secretary



ING Australia Holdings Limited
ACN 008 459 596

GPO Box 3938 Sydney 2001
DX 10110 S.S.E.

347 Kent Street
Sydney NSW 2000

Telephone (02) 9234 8111
Facsimile (02) 9299 1446

3 March 2008

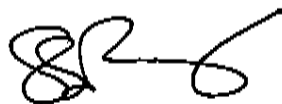
The Secretary
GPT Group
Level 52
MLC Centre
19 Martin Place
SYDNEY NSW 2000

Fax: 9225 9318

Dear Sir

Enclosed please find Form 604 notice of change in interests or entitlements of Substantial Shareholder.

Yours faithfully



S.S. Rouvray
Secretary

Form 604Corporations Act 2001
Section 671B**Notice of change of interests of substantial holder**To, Company Name/Scheme GPT Group

ACN/ARSN

1. Details of substantial holder(1)Name ING Australia Holdings Limited (and its related companies)
ACN/ARSN (if applicable) 008 459 596There was a change in the interests of the
substantial holder on 26 /02 /2008The previous notice was given to the company on 28 /09 /2007The previous notice was dated 08 /10 /2007**2. Previous and present voting power**

The total number of votes attached to all the voting shares in the company or voting interests in the scheme that the substantial holder or an associate (2) had a relevant interest (3) in when last required, and when now required, to give a substantial holding notice to the company or scheme, are as follows:

Class of securities (4)	Previous notice		Present notice	
	Person's votes	Voting power (5)	Person's votes	Voting power (5)
Ordinary units	126487986	6.16%	107185777	5.10%

3. Changes in relevant interests

Particulars of each change in, or change in the nature of, a relevant interest of the substantial holder or an associate in voting securities of the company or scheme, since the substantial holder was last required to give a substantial holding notice to the company or scheme are as follows:

Date of change	Person whose relevant interest changed	Nature of change (6)	Consideration given in relation to change (7)	Class and number of securities affected	Person's votes affected
	Refer annexure B				

4. Present relevant interests

Particulars of each relevant interest of the substantial holder in voting securities after the change are as follows:

Holder of relevant interest	Registered holder of securities	Person entitled to be registered as holder (8)	Nature of relevant interest (6)	Class and number of securities	Person's votes
	Refer Annexure C				

5. Changes in association

The persons who have become associates (2) of, ceased to be associates of, or have changed the nature of their association (5) with, the substantial holder in relation to voting interests in the company or scheme are as follows:

Name and ACN/ARSN (if applicable)	Nature of association

6. Addresses

The addresses of persons named in this form are as follows:

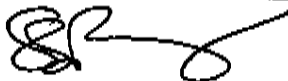
Name	Address
	Refer Annexure C

Signature

print name S S ROUVRAY

capacity SECRETARY

sign here



date 03 / 03 / 2008

DIRECTIONS

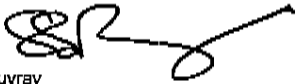
- (1) If there are a number of substantial holders with similar or related relevant interests (eg, a corporation and its related corporations, or the manager and trustee of an equity trust), the names could be included in an annexure to the form. If the relevant interests of a group of persons are essentially similar, they may be referred to throughout the form as a specifically named group if the membership of each group, with the names and addresses of members is clearly set out in paragraph 6 of the form.
- (2) See the definition of "associate" in section 9 of the Corporations Act 2001.
- (3) See the definition of "relevant interest" in sections 608 and 671B(7) of the Corporations Act 2001.
- (4) The voting shares of a company constitute one class unless divided into separate classes.
- (5) The person's votes divided by the total votes in the body corporate or scheme multiplied by 100.
- (6) Include details of:
 - (a) any relevant agreement or other circumstances because of which the change in relevant interest occurred. If subsection 671B(4) applies, a copy of any document setting out the terms of any relevant agreement, and a statement by the person giving full and accurate details of any contract, scheme or arrangement, must accompany this form, together with a written statement certifying this contract, scheme or arrangement; and
 - (b) any qualification or the power of a person to exercise, control the exercise of, or influence the exercise of, the voting powers or disposal of the securities to which the relevant interest relates (indicating clearly the particular securities to which the qualification applies).

See the definition of "relevant agreement" in section 9 of the Corporations Act 2001.
- (7) Details of the consideration must include any and all benefits, money and other, that any person from whom a relevant interest was acquired has, or may, become entitled to receive in relation to that acquisition. Details must be included even if the benefit is conditional on the happening or not of a contingency. Details must be included of any benefit paid on behalf of the substantial holder or its associate in relation to the acquisitions, even if they are not paid directly to the person from whom the relevant interest was acquired.
- (8) If the substantial holder is unable to determine the identity of the person (eg, if the relevant interest arises because of an option) write "unknown".
- (9) Give details, if appropriate, of the present association and any change in that association since the last substantial holding notice.

ANNEXURE 'B'

Changes in relevant interests

This is the annexure marked 'B' of 5 pages referred to in form 604 Notice of a Change of Interests of Substantial shareholder signed by me on: 03.03.2008



S S Rouvray
Secretary, ING Australia Holdings Limited

Date of change	Person whose relevant interest changed	Nature of change	Consideration given in relation to change	Class and number of securities affected	Person's votes affected
19/02/2008	ING NZ	Sale of Units on ASX	N/A	- 180,000	- 180,000
2/11/2007	ING NZ	Sale of Units on ASX	N/A	- 174,000	- 174,000
17/12/2007	ING NZ	Buy of Units on ASX	N/A	5,000	5,000
30/11/2007	ING NZ	Buy of Units on ASX	N/A	18,000	18,000
2/01/2008	ING NZ	Buy of Units on ASX	N/A	48,800	48,800
25/02/2008	ING NZ	Buy of Units on ASX	N/A	50,000	50,000
4/02/2008	ING NZ	Buy of Units on ASX	N/A	216,000	216,000
2/11/2007	ING NZ	Buy of Units on ASX	N/A	350,000	350,000
13/12/2007	ING NZ	Buy of Units on ASX	N/A	408,000	408,000
4/10/2007	INGL	Sale of Units on ASX	\$ 763,386	- 154,000	- 154,000
5/10/2007	INGL	Sale of Units on ASX	\$ 1,859,404	- 379,777	- 379,777
9/10/2007	INGL	Sale of Units on ASX	\$ 1,218,315	- 247,014	- 247,014
9/10/2007	INGL	Sale of Units on ASX	\$ 14,691	- 2,986	- 2,986
5/11/2007	INGL	Sale of Units on ASX	\$ 208,372	- 45,798	- 45,798
5/11/2007	INGL	Sale of Units on ASX	\$ 196,175	- 43,204	- 43,204
8/11/2007	INGL	Sale of Units on ASX	\$ 95,773	- 21,000	- 21,000
7/11/2007	INGL	Sale of Units on ASX	\$ 495,181	- 110,000	- 110,000
12/11/2007	INGL	Buy of Units on ASX	\$ 1,023,624	236,001	236,001
20/11/2007	INGL	Buy of Units on ASX	\$ 356,988	82,087	82,087
23/11/2007	INGL	Buy of Units on ASX	\$ 1,073,671	238,774	238,774
6/12/2007	INGL	Buy of Units on ASX	\$ 418,460	81,005	81,005
12/12/2007	INGL	Sale of Units on ASX	\$ 620,867	- 134,000	- 134,000
17/12/2007	INGL	Sale of Units on ASX	\$ 452,797	- 97,000	- 97,000
18/12/2007	INGL	Sale of Units on ASX	\$ 2,837,468	- 650,000	- 650,000
21/12/2007	INGL	Sale of Units on ASX	\$ 1,071,573	- 280,000	- 280,000
21/12/2007	INGL	Sale of Units on ASX	\$ 1,790,708	- 428,328	- 428,328
24/12/2007	INGL	Buy of Units on ASX	\$ 89,730	21,674	21,674
24/12/2007	INGL	Buy of Units on ASX	\$ 383,042	93,000	93,000
27/12/2007	INGL	Buy of Units on ASX	\$ 343,580	82,000	82,000
27/12/2007	INGL	Sale of Units on ASX	\$ 147,287	- 35,556	- 35,556
27/12/2007	INGL	Sale of Units on ASX	\$ 266,798	- 64,444	- 64,444
31/12/2007	INGL	Sale of Units on ASX	\$ 1,037,203	- 257,000	- 257,000
7/01/2008	INGL	Sale of Units on ASX	\$ 1,475,345	- 388,036	- 388,036
8/01/2008	INGL	Sale of Units on ASX	\$ 641,840	- 164,000	- 164,000
15/01/2008	INGL	Buy of Units on ASX	\$ 422,173	119,014	119,014
15/01/2008	INGL	Buy of Units on ASX	\$ 352,804	89,178	89,178
16/01/2008	INGL	Buy of Units on ASX	\$ 134,022	37,000	37,000
23/01/2008	INGL	Buy of Units on ASX	\$ 1,553,634	450,000	450,000
31/01/2008	INGL	Buy of Units on ASX	\$ 257,371	70,000	70,000
7/02/2008	INGL	Sale of Units on ASX	\$ 524,807	- 150,000	- 150,000
12/02/2008	INGL	Buy of Units on ASX	\$ 26,955	7,000	7,000
12/02/2008	INGL	Buy of Units on ASX	\$ 73,150	19,000	19,000
22/02/2008	INGL	Sale of Units on ASX	\$ 74,986	- 21,742	- 21,742
22/02/2008	INGL	Sale of Units on ASX	\$ 399,840	- 112,000	- 112,000
4/10/2007	INGL	Sale of Units on ASX	\$ 185,084	- 37,333	- 37,333
5/10/2007	INGL	Sale of Units on ASX	\$ 474,637	- 96,843	- 96,843
9/10/2007	INGL	Sale of Units on ASX	\$ 277,775	- 56,319	- 56,319
9/10/2007	INGL	Sale of Units on ASX	\$ 3,351	- 661	- 661
25/10/2007	INGL	Buy of Units on ASX	\$ 23,750	5,000	5,000
5/11/2007	INGL	Buy of Units on ASX	\$ 63,700	14,000	14,000
6/11/2007	INGL	Sale of Units on ASX	\$ 104,895	- 23,000	- 23,000
7/11/2007	INGL	Sale of Units on ASX	\$ 63,150	- 14,000	- 14,000
12/11/2007	INGL	Buy of Units on ASX	\$ 297,830	68,666	68,666
12/11/2007	INGL	Buy of Units on ASX	\$ 103,865	23,883	23,883
20/11/2007	INGL	Buy of Units on ASX	\$ 253,622	56,403	56,403
23/11/2007	INGL	Buy of Units on ASX	\$ 112,682	24,505	24,505
6/12/2007	INGL	Sale of Units on ASX	\$ 231,674	- 50,000	- 50,000
12/12/2007	INGL	Sale of Units on ASX	\$ 130,704	- 28,000	- 28,000
17/12/2007	INGL	Sale of Units on ASX	\$ 772,664	- 177,000	- 177,000
18/12/2007	INGL	Sale of Units on ASX	\$ 296,743	- 72,000	- 72,000
21/12/2007	INGL	Sale of Units on ASX	\$ 529,253	- 126,594	- 126,594
21/12/2007	INGL	Sale of Units on ASX	\$ 26,521	- 6,406	- 6,406
24/12/2007	INGL	Buy of Units on ASX	\$ 226,530	55,000	55,000
27/12/2007	INGL	Sale of Units on ASX	\$ 44,190	- 10,667	- 10,667
27/12/2007	INGL	Sale of Units on ASX	\$ 80,039	- 19,333	- 19,333
31/12/2007	INGL	Sale of Units on ASX	\$ 294,614	- 73,000	- 73,000
7/01/2008	INGL	Sale of Units on ASX	\$ 389,015	- 105,217	- 105,217
6/01/2008	INGL	Sale of Units on ASX	\$ 144,805	- 37,000	- 37,000

10/01/2008	INGL	Buy of Units on ASX	\$ 46,696	12,000	12,000
15/01/2008	INGL	Buy of Units on ASX	\$ 114,910	32,394	32,394
15/01/2008	INGL	Buy of Units on ASX	\$ 96,029	26,995	26,995
16/01/2008	INGL	Buy of Units on ASX	\$ 36,222	10,000	10,000
23/01/2008	INGL	Buy of Units on ASX	\$ 145,025	42,000	42,000
12/02/2008	INGL	Sale of Units on ASX	\$ 50,050	13,000	13,000
22/02/2008	INGL	Sale of Units on ASX	\$ 120,712	35,000	35,000
4/10/2007	INGIM	Sale of Units on ASX	\$ 23,135	4,667	4,667
5/10/2007	INGIM	Sale of Units on ASX	\$ 78,293	15,991	15,991
9/10/2007	INGIM	Buy of Units on ASX	\$ 54,120	11,000	11,000
17/10/2007	INGIM	Sale of Units on ASX	\$ 47,502	10,000	10,000
25/10/2007	INGIM	Buy of Units on ASX	\$ 143,093	30,000	30,000
5/11/2007	INGIM	Sale of Units on ASX	\$ 18,732	4,117	4,117
7/11/2007	INGIM	Sale of Units on ASX	\$ 17,831	3,883	3,883
12/11/2007	INGIM	Sale of Units on ASX	\$ 27,084	6,000	6,000
12/11/2007	INGIM	Buy of Units on ASX	\$ 47,551	10,963	10,963
19/11/2007	INGIM	Buy of Units on ASX	\$ 18,587	3,814	3,814
20/11/2007	INGIM	Sale of Units on ASX	\$ 13,532	3,000	3,000
23/11/2007	INGIM	Buy of Units on ASX	\$ 45,087	10,027	10,027
28/11/2007	INGIM	Buy of Units on ASX	\$ 20,262	4,407	4,407
6/12/2007	INGIM	Buy of Units on ASX	\$ 25,233	6,000	6,000
12/12/2007	INGIM	Sale of Units on ASX	\$ 69,502	15,000	15,000
17/12/2007	INGIM	Sale of Units on ASX	\$ 46,680	10,000	10,000
18/12/2007	INGIM	Sale of Units on ASX	\$ 126,595	29,000	29,000
21/12/2007	INGIM	Sale of Units on ASX	\$ 37,083	9,000	9,000
24/12/2007	INGIM	Buy of Units on ASX	\$ 178,020	43,000	43,000
27/12/2007	INGIM	Sale of Units on ASX	\$ 92,180	22,000	22,000
27/12/2007	INGIM	Sale of Units on ASX	\$ 2,945	711	711
31/12/2007	INGIM	Sale of Units on ASX	\$ 5,336	1,289	1,289
7/01/2008	INGIM	Sale of Units on ASX	\$ 36,322	9,000	9,000
8/01/2008	INGIM	Sale of Units on ASX	\$ 87,181	22,989	22,989
15/01/2008	INGIM	Sale of Units on ASX	\$ 43,050	11,000	11,000
15/01/2008	INGIM	Buy of Units on ASX	\$ 24,150	6,808	6,808
16/01/2008	INGIM	Buy of Units on ASX	\$ 20,180	5,673	5,673
12/02/2008	INGIM	Buy of Units on ASX	\$ 7,244	2,000	2,000
22/02/2008	INGIM	Buy of Units on ASX	\$ 15,403	4,000	4,000
25/02/2008	INGIM	Sale of Units on ASX	\$ 48,285	14,000	14,000
14/11/2007	INGIM	Buy of Units on ASX	\$ 92,418	27,000	27,000
3/01/2008	INGIM	Buy of Units on ASX	\$ 2,573,385	586,400	586,400
25/01/2008	INGIM	Sale of Units on ASX	\$ 633,856	219,200	219,200
4/10/2007	INGIM	Sale of Units on ASX	\$ 1,313,880	347,200	347,200
5/10/2007	INGIM	Sale of Units on ASX	\$ 18,505	3,733	3,733
8/10/2007	INGIM	Sale of Units on ASX	\$ 83,184	16,990	16,990
9/10/2007	INGIM	Sale of Units on ASX	\$ 9,880	2,000	2,000
9/10/2007	INGIM	Sale of Units on ASX	\$ 48,735	9,881	9,881
17/10/2007	INGIM	Sale of Units on ASX	\$ 585	119	119
25/10/2007	INGIM	Sale of Units on ASX	\$ 28,501	6,000	6,000
7/11/2007	INGIM	Buy of Units on ASX	\$ 23,750	5,000	5,000
12/11/2007	INGIM	Sale of Units on ASX	\$ 31,575	7,000	7,000
12/11/2007	INGIM	Buy of Units on ASX	\$ 52,556	12,117	12,117
20/11/2007	INGIM	Buy of Units on ASX	\$ 16,331	4,215	4,215
23/11/2007	INGIM	Buy of Units on ASX	\$ 56,360	12,534	12,534
6/12/2007	INGIM	Buy of Units on ASX	\$ 20,564	4,472	4,472
12/12/2007	INGIM	Sale of Units on ASX	\$ 27,801	6,000	6,000
17/12/2007	INGIM	Sale of Units on ASX	\$ 18,672	4,000	4,000
18/12/2007	INGIM	Sale of Units on ASX	\$ 144,058	33,000	33,000
21/12/2007	INGIM	Sale of Units on ASX	\$ 61,822	15,000	15,000
21/12/2007	INGIM	Sale of Units on ASX	\$ 75,808	18,085	18,085
27/12/2007	INGIM	Sale of Units on ASX	\$ 3,788	915	915
27/12/2007	INGIM	Sale of Units on ASX	\$ 4,420	1,067	1,067
31/12/2007	INGIM	Sale of Units on ASX	\$ 8,003	1,933	1,933
7/01/2008	INGIM	Sale of Units on ASX	\$ 64,573	16,000	16,000
8/01/2008	INGIM	Sale of Units on ASX	\$ 70,416	18,568	18,568
15/01/2008	INGIM	Sale of Units on ASX	\$ 35,223	9,000	9,000
15/01/2008	INGIM	Buy of Units on ASX	\$ 20,819	5,869	5,869
16/01/2008	INGIM	Buy of Units on ASX	\$ 17,399	4,891	4,891
12/02/2008	INGIM	Buy of Units on ASX	\$ 491,754	133,000	133,000
22/02/2008	INGIM	Sale of Units on ASX	\$ 23,100	6,000	6,000
4/10/2007	INGFML	Buy of Units on ASX	\$ 3,570	1,000	1,000
5/10/2007	INGFML	Sale of Units on ASX	\$ 624,597	126,000	126,000
9/10/2007	INGFML	Sale of Units on ASX	\$ 1,898,548	387,772	387,772
9/10/2007	INGFML	Sale of Units on ASX	\$ 930,794	188,719	188,719
17/10/2007	INGFML	Sale of Units on ASX	\$ 11,223	2,281	2,281
7/11/2007	INGFML	Sale of Units on ASX	\$ 213,761	45,000	45,000
12/11/2007	INGFML	Sale of Units on ASX	\$ 838,014	141,000	141,000
12/11/2007	INGFML	Buy of Units on ASX	\$ 1,206,323	278,123	278,123
20/11/2007	INGFML	Buy of Units on ASX	\$ 420,708	96,739	96,739
23/11/2007	INGFML	Buy of Units on ASX	\$ 1,403,380	312,098	312,098
6/12/2007	INGFML	Buy of Units on ASX	\$ 449,056	97,659	97,659
12/12/2007	INGFML	Sale of Units on ASX	\$ 291,809	63,000	63,000
13/12/2007	INGFML	Sale of Units on ASX	\$ 410,785	88,000	88,000
17/12/2007	INGFML	Buy of Units on ASX	\$ 58,264	13,000	13,000
18/12/2007	INGFML	Sale of Units on ASX	\$ 3,121,213	715,000	715,000
		Sale of Units on ASX	\$ 1,182,851	287,000	287,000

21/12/2007	INGFML	Sale of Units on ASX	\$ 1,778,768	- 425,470	- 425,470
21/12/2007	INGFML	Sale of Units on ASX	\$ 89,134	- 21,530	- 21,530
27/12/2007	INGFML	Sale of Units on ASX	\$ 29,459	- 7,111	- 7,111
31/12/2007	INGFML	Sale of Units on ASX	\$ 53,360	- 12,889	- 12,889
7/01/2008	INGFML	Sale of Units on ASX	\$ 1,311,638	- 325,000	- 325,000
8/01/2008	INGFML	Sale of Units on ASX	\$ 1,653,056	- 435,897	- 435,897
15/01/2008	INGFML	Sale of Units on ASX	\$ 770,991	- 197,000	- 197,000
15/01/2008	INGFML	Buy of Units on ASX	\$ 537,917	151,643	151,643
15/01/2008	INGFML	Buy of Units on ASX	\$ 449,530	126,369	126,369
12/02/2008	INGFML	Buy of Units on ASX	\$ 235,444	65,000	65,000
22/02/2008	INGFML	Buy of Units on ASX	\$ 639,213	168,000	168,000
4/10/2007	INGFML	Buy of Units on ASX	\$ 242,760	68,000	68,000
5/10/2007	INGFML	Sale of Units on ASX	\$ 277,599	- 56,000	- 56,000
9/10/2007	INGFML	Sale of Units on ASX	\$ 337,621	- 66,958	- 66,958
9/10/2007	INGFML	Sale of Units on ASX	\$ 138,453	- 27,666	- 27,666
5/11/2007	INGFML	Sale of Units on ASX	\$ 1,643	- 334	- 334
5/11/2007	INGFML	Sale of Units on ASX	\$ 14,046	- 3,087	- 3,087
7/11/2007	INGFML	Sale of Units on ASX	\$ 13,227	- 2,913	- 2,913
8/11/2007	INGFML	Buy of Units on ASX	\$ 76,682	17,000	17,000
9/11/2007	INGFML	Buy of Units on ASX	\$ 808,024	183,000	183,000
12/11/2007	INGFML	Sale of Units on ASX	\$ 218,551	- 50,000	- 50,000
12/11/2007	INGFML	Buy of Units on ASX	\$ 165,185	38,084	38,084
19/11/2007	INGFML	Buy of Units on ASX	\$ 57,605	13,248	13,248
20/11/2007	INGFML	Sale of Units on ASX	\$ 112,768	- 25,000	- 25,000
23/11/2007	INGFML	Buy of Units on ASX	\$ 171,900	38,229	38,229
28/11/2007	INGFML	Buy of Units on ASX	\$ 72,780	15,827	15,827
3/12/2007	INGFML	Sale of Units on ASX	\$ 96,727	- 23,000	- 23,000
6/12/2007	INGFML	Sale of Units on ASX	\$ 119,454	- 27,000	- 27,000
11/12/2007	INGFML	Buy of Units on ASX	\$ 268,742	58,000	58,000
12/12/2007	INGFML	Sale of Units on ASX	\$ 215,442	- 45,000	- 45,000
17/12/2007	INGFML	Buy of Units on ASX	\$ 188,720	40,000	40,000
17/12/2007	INGFML	Sale of Units on ASX	\$ 127,361	- 31,000	- 31,000
18/12/2007	INGFML	Sale of Units on ASX	\$ 545,667	- 125,000	- 125,000
20/12/2007	INGFML	Sale of Units on ASX	\$ 173,100	- 42,000	- 42,000
21/12/2007	INGFML	Buy of Units on ASX	\$ 96,955	23,000	23,000
24/12/2007	INGFML	Buy of Units on ASX	\$ 169,740	41,000	41,000
27/12/2007	INGFML	Sale of Units on ASX	\$ 251,400	- 60,000	- 60,000
7/01/2008	INGFML	Buy of Units on ASX	\$ 600,300	145,000	145,000
8/01/2008	INGFML	Sale of Units on ASX	\$ 818,145	- 215,738	- 215,738
10/01/2008	INGFML	Sale of Units on ASX	\$ 309,179	- 79,000	- 79,000
15/01/2008	INGFML	Buy of Units on ASX	\$ 38,080	10,000	10,000
15/01/2008	INGFML	Buy of Units on ASX	\$ 102,420	28,873	28,873
16/01/2008	INGFML	Buy of Units on ASX	\$ 85,592	24,061	24,061
4/10/2007	INGFML	Buy of Units on ASX	\$ 304,266	84,000	84,000
5/10/2007	INGFML	Sale of Units on ASX	\$ 1,064,129	- 214,667	- 214,667
9/10/2007	INGFML	Sale of Units on ASX	\$ 2,084,916	- 421,752	- 421,752
9/10/2007	INGFML	Sale of Units on ASX	\$ 901,551	- 182,790	- 182,790
17/10/2007	INGFML	Sale of Units on ASX	\$ 10,673	- 2,210	- 2,210
5/11/2007	INGFML	Sale of Units on ASX	\$ 86,503	- 14,000	- 14,000
7/11/2007	INGFML	Buy of Units on ASX	\$ 22,750	5,000	5,000
12/11/2007	INGFML	Sale of Units on ASX	\$ 496,181	- 110,000	- 110,000
12/11/2007	INGFML	Buy of Units on ASX	\$ 1,281,385	290,818	290,818
19/11/2007	INGFML	Buy of Units on ASX	\$ 439,908	101,154	101,154
20/11/2007	INGFML	Sale of Units on ASX	\$ 135,322	- 30,000	- 30,000
23/11/2007	INGFML	Buy of Units on ASX	\$ 1,121,578	248,428	248,428
28/11/2007	INGFML	Buy of Units on ASX	\$ 487,276	105,970	105,970
3/12/2007	INGFML	Buy of Units on ASX	\$ 681,292	162,000	162,000
6/12/2007	INGFML	Sale of Units on ASX	\$ 579,572	- 131,000	- 131,000
12/12/2007	INGFML	Sale of Units on ASX	\$ 1,139,837	- 246,000	- 246,000
17/12/2007	INGFML	Sale of Units on ASX	\$ 1,218,351	- 261,000	- 261,000
18/12/2007	INGFML	Sale of Units on ASX	\$ 3,116,848	- 714,000	- 714,000
21/12/2007	INGFML	Sale of Units on ASX	\$ 1,104,544	- 268,000	- 268,000
21/12/2007	INGFML	Sale of Units on ASX	\$ 1,054,526	- 252,236	- 252,236
27/12/2007	INGFML	Sale of Units on ASX	\$ 52,843	- 12,764	- 12,764
27/12/2007	INGFML	Sale of Units on ASX	\$ 73,649	- 17,778	- 17,778
31/12/2007	INGFML	Sale of Units on ASX	\$ 133,399	- 32,222	- 32,222
7/01/2008	INGFML	Sale of Units on ASX	\$ 1,041,239	- 258,000	- 258,000
8/01/2008	INGFML	Sale of Units on ASX	\$ 1,740,238	- 458,886	- 458,886
15/01/2008	INGFML	Buy of Units on ASX	\$ 911,883	233,000	233,000
15/01/2008	INGFML	Buy of Units on ASX	\$ 508,772	143,427	143,427
16/01/2008	INGFML	Buy of Units on ASX	\$ 425,176	119,523	119,523
12/02/2008	INGFML	Buy of Units on ASX	\$ 181,111	50,000	50,000
22/02/2008	INGFML	Buy of Units on ASX	\$ 115,520	30,000	30,000
25/02/2008	INGFML	Sale of Units on ASX	\$ 941,554	- 273,000	- 273,000
4/10/2007	INGFML	Buy of Units on ASX	\$ 575,048	168,000	168,000
5/10/2007	INGFML	Sale of Units on ASX	\$ 513,557	- 103,600	- 103,600
9/10/2007	INGFML	Sale of Units on ASX	\$ 1,526,669	- 311,817	- 311,817
9/10/2007	INGFML	Sale of Units on ASX	\$ 974,651	- 187,811	- 187,811
17/10/2007	INGFML	Sale of Units on ASX	\$ 11,754	- 2,389	- 2,389
5/11/2007	INGFML	Sale of Units on ASX	\$ 118,758	- 25,000	- 25,000
7/11/2007	INGFML	Buy of Units on ASX	\$ 154,700	34,000	34,000
12/11/2007	INGFML	Sale of Units on ASX	\$ 532,267	- 118,000	- 118,000
12/11/2007	INGFML	Buy of Units on ASX	\$ 933,524	215,228	215,228
		Buy of Units on ASX	\$ 325,567	74,862	74,862


20/11/2007	INGFML	Buy of Units on ASX	\$ 1,045,491	232,507	232,507
23/11/2007	INGFML	Buy of Units on ASX	\$ 353,543	76,887	76,887
6/12/2007	INGFML	Sale of Units on ASX	\$ 477,249	103,000	103,000
12/12/2007	INGFML	Sale of Units on ASX	\$ 336,097	72,000	72,000
17/12/2007	INGFML	Sale of Units on ASX	\$ 2,418,394	554,000	554,000
18/12/2007	INGFML	Sale of Units on ASX	\$ 914,958	222,000	222,000
20/12/2007	INGFML	Buy of Units on ASX	\$ 1,117,087	265,000	265,000
21/12/2007	INGFML	Sale of Units on ASX	\$ 1,711,119	409,289	409,289
27/12/2007	INGFML	Sale of Units on ASX	\$ 85,744	20,711	20,711
27/12/2007	INGFML	Sale of Units on ASX	\$ 29,455	7,110	7,110
31/12/2007	INGFML	Sale of Units on ASX	\$ 53,365	12,890	12,890
7/01/2008	INGFML	Sale of Units on ASX	\$ 1,109,848	275,000	275,000
8/01/2008	INGFML	Sale of Units on ASX	\$ 1,341,222	353,669	353,669
15/01/2008	INGFML	Sale of Units on ASX	\$ 810,531	156,000	156,000
15/01/2008	INGFML	Buy of Units on ASX	\$ 397,193	111,873	111,873
16/01/2008	INGFML	Buy of Units on ASX	\$ 331,930	93,310	93,310
12/02/2008	INGFML	Buy of Units on ASX	\$ 199,222	55,000	55,000
22/02/2008	INGFML	Buy of Units on ASX	\$ 361,964	94,000	94,000
10/10/2007	CLARION	Buy of Units on ASX	\$ 153,810	43,000	43,000
11/10/2007	CLARION	Sale of Units on ASX	-\$ 82,599	18,700	18,700
17/10/2007	CLARION	Sale of Units on ASX	-\$ 45,980	9,300	9,300
25/10/2007	CLARION	Buy of Units on ASX	\$ 95,978	20,400	20,400
30/10/2007	CLARION	Sale of Units on ASX	-\$ 1,813,563	380,000	380,000
31/10/2007	CLARION	Buy of Units on ASX	\$ 48,233	10,300	10,300
1/11/2007	CLARION	Buy of Units on ASX	\$ 198,224	42,400	42,400
1/11/2007	CLARION	Buy of Units on ASX	\$ 82,808	17,700	17,700
1/11/2007	CLARION	Sale of Units on ASX	-\$ 331,170	71,100	71,100
5/11/2007	CLARION	Sale of Units on ASX	-\$ 166,284	35,700	35,700
5/11/2007	CLARION	Buy of Units on ASX	\$ 535,138	117,700	117,700
6/11/2007	CLARION	Sale of Units on ASX	-\$ 19,039	4,200	4,200
14/11/2007	CLARION	Buy of Units on ASX	\$ 802,414	197,100	197,100
14/11/2007	CLARION	Buy of Units on ASX	\$ 105,407	23,200	23,200
14/11/2007	CLARION	Buy of Units on ASX	\$ 64,971	14,300	14,300
14/11/2007	CLARION	Buy of Units on ASX	\$ 2,573,385	566,400	566,400
14/11/2007	CLARION	Buy of Units on ASX	\$ 414,813	91,300	91,300
14/11/2007	CLARION	Buy of Units on ASX	\$ 208,542	45,900	45,900
14/11/2007	CLARION	Buy of Units on ASX	\$ 50,986	11,200	11,200
14/11/2007	CLARION	Buy of Units on ASX	\$ 3,727,864	820,500	820,500
14/11/2007	CLARION	Buy of Units on ASX	\$ 66,060	15,200	15,200
14/11/2007	CLARION	Buy of Units on ASX	\$ 51,795	11,400	11,400
15/11/2007	CLARION	Sale of Units on ASX	-\$ 5,841	1,300	1,300
16/11/2007	CLARION	Sale of Units on ASX	-\$ 18,769	4,200	4,200
27/11/2007	CLARION	Sale of Units on ASX	-\$ 72,729	17,000	17,000
27/11/2007	CLARION	Sale of Units on ASX	-\$ 36,504	9,000	9,000
27/11/2007	CLARION	Sale of Units on ASX	-\$ 8,556	2,000	2,000
29/11/2007	CLARION	Buy of Units on ASX	\$ 123,709	28,400	28,400
29/11/2007	CLARION	Buy of Units on ASX	\$ 243,885	56,000	56,000
29/11/2007	CLARION	Sale of Units on ASX	-\$ 123,749	28,500	28,500
29/11/2007	CLARION	Sale of Units on ASX	-\$ 102,039	23,500	23,500
29/11/2007	CLARION	Sale of Units on ASX	-\$ 52,105	12,000	12,000
3/12/2007	CLARION	Buy of Units on ASX	\$ 10,575	2,400	2,400
3/12/2007	CLARION	Buy of Units on ASX	\$ 493,494	112,000	112,000
4/12/2007	CLARION	Buy of Units on ASX	\$ 708,957	160,900	160,900
7/12/2007	CLARION	Buy of Units on ASX	\$ 203,115	45,200	45,200
7/12/2007	CLARION	Buy of Units on ASX	\$ 153,751	32,800	32,800
7/12/2007	CLARION	Buy of Units on ASX	\$ 79,688	17,000	17,000
7/12/2007	CLARION	Buy of Units on ASX	\$ 14,063	3,000	3,000
11/12/2007	CLARION	Sale of Units on ASX	-\$ 19,143	4,000	4,000
17/12/2007	CLARION	Buy of Units on ASX	\$ 36,576	9,000	9,000
19/12/2007	CLARION	Buy of Units on ASX	\$ 69,435	16,000	16,000
19/12/2007	CLARION	Buy of Units on ASX	\$ 1,301,840	300,000	300,000
20/12/2007	CLARION	Buy of Units on ASX	\$ 65,757	15,600	15,600
28/12/2007	CLARION	Buy of Units on ASX	\$ 81,170	20,000	20,000
28/12/2007	CLARION	Buy of Units on ASX	\$ 730,526	180,000	180,000
31/12/2007	CLARION	Buy of Units on ASX	\$ 40,705	10,000	10,000
2/01/2008	CLARION	Buy of Units on ASX	\$ 381,218	95,100	95,100
2/01/2008	CLARION	Sale of Units on ASX	-\$ 230,946	57,600	57,600
2/01/2008	CLARION	Sale of Units on ASX	-\$ 116,275	29,000	29,000
3/01/2008	CLARION	Sale of Units on ASX	-\$ 23,656	5,900	5,900
3/01/2008	CLARION	Sale of Units on ASX	-\$ 22,444	5,900	5,900
8/01/2008	CLARION	Sale of Units on ASX	-\$ 833,856	219,200	219,200
11/01/2008	CLARION	Sale of Units on ASX	-\$ 165,964	42,400	42,400
17/01/2008	CLARION	Sale of Units on ASX	-\$ 419,563	110,000	110,000
17/01/2008	CLARION	Sale of Units on ASX	-\$ 1,751,289	483,400	483,400
17/01/2008	CLARION	Sale of Units on ASX	-\$ 78,254	21,600	21,600
17/01/2008	CLARION	Sale of Units on ASX	-\$ 117,743	32,500	32,500
17/01/2008	CLARION	Sale of Units on ASX	-\$ 103,614	28,600	28,600
17/01/2008	CLARION	Sale of Units on ASX	-\$ 13,405	3,700	3,700
17/01/2008	CLARION	Sale of Units on ASX	-\$ 22,824	6,300	6,300
17/01/2008	CLARION	Sale of Units on ASX	-\$ 773,118	213,400	213,400
17/01/2008	CLARION	Sale of Units on ASX	-\$ 47,822	13,200	13,200
17/01/2008	CLARION	Sale of Units on ASX	-\$ 50,358	13,900	13,900
17/01/2008	CLARION	Sale of Units on ASX	-\$ 81,589	17,000	17,000
17/01/2008	CLARION	Sale of Units on ASX	-\$ 17,752	4,900	4,900

17/01/2008	CLARION	Sale of Units on ASX	-\$ 31,881	- 8,800	- 8,800
17/01/2008	CLARION	Sale of Units on ASX	-\$ 35,866	- 9,900	- 9,900
17/01/2008	CLARION	Sale of Units on ASX	-\$ 52,169	- 14,400	- 14,400
17/01/2008	CLARION	Sale of Units on ASX	-\$ 8,782	- 2,700	- 2,700
17/01/2008	CLARION	Sale of Units on ASX	-\$ 75,355	- 20,800	- 20,800
17/01/2008	CLARION	Sale of Units on ASX	-\$ 766,959	- 211,700	- 211,700
17/01/2008	CLARION	Sale of Units on ASX	-\$ 101,440	- 28,000	- 28,000
17/01/2008	CLARION	Sale of Units on ASX	-\$ 209,039	- 57,700	- 57,700
17/01/2008	CLARION	Sale of Units on ASX	-\$ 243,456	- 67,200	- 67,200
17/01/2008	CLARION	Sale of Units on ASX	-\$ 121,366	- 33,500	- 33,500
17/01/2008	CLARION	Sale of Units on ASX	-\$ 176,760	- 48,800	- 48,800
17/01/2008	CLARION	Sale of Units on ASX	-\$ 13,405	- 3,700	- 3,700
17/01/2008	CLARION	Sale of Units on ASX	-\$ 19,926	- 5,500	- 5,500
17/01/2008	CLARION	Sale of Units on ASX	-\$ 21,013	- 5,800	- 5,800
17/01/2008	CLARION	Sale of Units on ASX	-\$ 2,829,814	- 781,100	- 781,100
17/01/2008	CLARION	Sale of Units on ASX	-\$ 5,070,189	- 1,399,500	- 1,399,500
17/01/2008	CLARION	Sale of Units on ASX	-\$ 731,817	- 202,000	- 202,000
17/01/2008	CLARION	Sale of Units on ASX	-\$ 39,489	- 10,900	- 10,900
17/01/2008	CLARION	Sale of Units on ASX	-\$ 102,165	- 28,200	- 28,200
17/01/2008	CLARION	Sale of Units on ASX	-\$ 86,224	- 23,800	- 23,800
17/01/2008	CLARION	Sale of Units on ASX	-\$ 42,387	- 11,700	- 11,700
17/01/2008	CLARION	Sale of Units on ASX	-\$ 31,891	- 8,800	- 8,800
17/01/2008	CLARION	Sale of Units on ASX	-\$ 79,341	- 21,900	- 21,900
17/01/2008	CLARION	Sale of Units on ASX	-\$ 51,062	- 14,100	- 14,100
17/01/2008	CLARION	Sale of Units on ASX	-\$ 136,219	- 37,600	- 37,600
17/01/2008	CLARION	Sale of Units on ASX	-\$ 50,720	- 14,000	- 14,000
17/01/2008	CLARION	Sale of Units on ASX	-\$ 52,894	- 14,800	- 14,800
17/01/2008	CLARION	Sale of Units on ASX	-\$ 82,801	- 22,800	- 22,800
17/01/2008	CLARION	Sale of Units on ASX	-\$ 1,215,831	- 335,600	- 335,600
17/01/2008	CLARION	Sale of Units on ASX	-\$ 29,707	- 8,200	- 8,200
17/01/2008	CLARION	Sale of Units on ASX	-\$ 53,618	- 14,800	- 14,800
17/01/2008	CLARION	Sale of Units on ASX	-\$ 105,787	- 29,200	- 29,200
17/01/2008	CLARION	Sale of Units on ASX	-\$ 58,890	- 16,200	- 16,200
17/01/2008	CLARION	Sale of Units on ASX	-\$ 100,353	- 27,700	- 27,700
17/01/2008	CLARION	Sale of Units on ASX	-\$ 59,053	- 16,300	- 16,300
17/01/2008	CLARION	Sale of Units on ASX	-\$ 18,839	- 5,200	- 5,200
25/01/2008	CLARION	Sale of Units on ASX	-\$ 31,787	- 8,400	- 8,400
29/01/2008	CLARION	Sale of Units on ASX	-\$ 1,313,880	- 347,200	- 347,200
29/01/2008	CLARION	Buy of Units on ASX	\$ 182,224	43,000	43,000
31/01/2008	CLARION	Sale of Units on ASX	-\$ 10,880,148	- 2,843,900	- 2,843,900
7/02/2008	CLARION	Buy of Units on ASX	\$ 398,539	108,000	108,000
13/02/2008	CLARION	Buy of Units on ASX	\$ 41,486	11,900	11,900
20/02/2008	CLARION	Sale of Units on ASX	-\$ 43,707	- 11,600	- 11,600
21/02/2008	CLARION	Sale of Units on ASX	-\$ 7,523,498	- 2,000,000	- 2,000,000
22/02/2008	CLARION	Sale of Units on ASX	-\$ 7,388,898	- 2,000,000	- 2,000,000
28/02/2008	CLARION	Sale of Units on ASX	-\$ 3,448,518	- 1,000,000	- 1,000,000
28/02/2008	CLARION	Buy of Units on ASX	\$ 42,555	12,400	12,400
28/02/2008	CLARION	Sale of Units on ASX	-\$ 3,423,058	- 1,000,000	- 1,000,000

ANNEXURE 'C'

Present relevant interests

This is the annexure marked 'C' of 2 pages referred to in the Notice of 604 a Change of Interests of Substantial shareholder signed by me on: **03.03.2008**



S S Rouvray
Secretary, ING Australia Holdings Limited

Holder of relevant interest	Registered holder of securities	Person entitled to be registered as holder	Nature of relevant interest	Class and number of securities	Person's votes
ING HOLDINGS	ANZ Nominees Limited	ING Funds Management Limited as Responsible Entity	Relevant interest arising pursuant to section 608(1) of the Corporations Act	5,802,749	5,802,749
ING HOLDINGS	ANZ Nominees Limited	ING Life Limited	As above	5,470,828	5,470,828
ING HOLDINGS	J P Morgan Nominees Australia Limited	ING Funds Management Limited as Responsible Entity	As above	8,637,602	8,637,602
ING HOLDINGS	Citicorp Nominees Pty Limited	ING Investment Management Limited as Fund Manager	As above	323,225	323,225
ING HOLDINGS	Citicorp Nominees Pty Limited	ING Investment Management Limited as Fund Manager	As above	240,267	240,267
ING HOLDINGS	ING (NZ) Limited	ING (NZ) Limited	As above	2,346,219	2,346,219
ING HOLDINGS	ING Clarion Real Estate Securities	ING Clarion Real Estate Securities	As above	54,364,887	54,364,887
				107,186,777	107,186,777

ANNEXURE 'C'

ING Group

Name	Address	Abbreviation*
ING Groep N.V. and its related bodies corporate	ING House, Amstelvoenseweg 500 1081 KL Amsterdam Netherlands	ING Group
ING Australia Holdings Limited	Level 1, 347 Kent Street Sydney NSW 2000	ING Holdings
ING Investment Management Limited (Formerly Mercantile Mutual Investment Management Limited)	Level 1, 347 Kent Street Sydney NSW 2000	ING Investment Management
ING Management Limited	Level 6, 345 George Street, Sydney NSW 2000	ING Management Limited
ING Real Estate International Investments III BV	ING Real Estate International Schenkkard 65 The Netherlands	ING Real Estate Investment Management Australia Pty Limited
ANZ Managed Investments C/- ANZ Nominees Limited	GPO Box 2842AA, Melbourne VIC 3001	ANZ Nominees
ANZ Nominees Limited	GPO Box 2842AA, Melbourne VIC 3001	ANZ Nominees Limited
Cogent Nominees Pty Limited	Cogent Nominees Pty Limited PO Box R209 Royal Exchange NSW 1225	Cogent Nominees Pty Limited (BNP Nominees)
Citicorp Nominees Pty Limited	GPO Box 764G Melbourne VIC 3001	Citicorp Nominees
J P Morgan Nominees Australia Limited	Locked Bag 7 Royal Exchange Sydney NSW 2001	J P Morgan Nominees Australia Limited
National Nominees Limited	Level 5 South 271 Collins Street Melbourne VIC 3000	National Nominees Limited
Premier Nominees NO 1 Account Limited	No.1 Account C/- Armstrong Jones (New Zealand Limited PO Box 7148 Wellesley Street Auckland 1036 New Zealand	Premier Nominees Limited
ING Investment Management Asia Pacific (Hong Kong) Limited	39th Floor, One International Finance Centre, 1 Harbour View Street Central, Hong Kong	INGIM AP
RBC Global Services Australia Nominees Pty Limited	GPO Box 5430 Sydney NSW 2000	RBC Global Services