



ASX Release
31 July 2012

ABN
44 009 157 439

Hawthorn Resources Limited
Level 2, 90 William Street
Melbourne VIC 3000
Australia
Tel: +61 3 9605 5950
Fax: +61 3 9605 5999
Email:
info@hawthornresources.com
www.hawthornresources.com

Directors

Mr Mark Gregory Kerr
(Chairman)

Mr Mark Edward Elliott
(Managing Director / CEO)

Dr David Tyrwhitt
(Non Exec. Director)

Senior Management

Mr Ian Moody
(Exploration Manager)

Mr Mourice Garbutt
(Company Secretary)

ASX Symbol: HAW

Hawthorn Resources Limited

June 2012 Quarterly Report

EXPLORATION AND DEVELOPMENT

Kalgoorlie, Eastern Goldfields – Gold, Western Australia

- Drilling to commence in the **Senate Shaft** region of the **Edjudina – Triumph Project** in first week of August, designed to:
 - extend near surface high grade results including
 - **2 metres @ 15.75 g/t Au from 28 metres depth,**
 - confirm historic drive sampling and drill intercepts including
 - **0.47 metres @ 157.0 g/t Au at 35 metres depth**
 - **3.00 metres @ 11.3 g/t Au at 66 metres depth**
 - **0.25 metres @ 189.2 g/t Au at 132 metres depth**
- Gold Heap Leach testwork of **Coffee Bore** mineralisation from **Yundamindera Project** continues with initial results due for completion during August 2012.

Mt Bevan Project - Iron Ore, Western Australia

- Joint Venture partner Legacy Iron Ore announces completion of Phase 3 drilling program designed to increase magnetite resource to **Indicated category** at **Mt Bevan**
 - Magnetite ore body intersected in each hole of program
 - Agreed Program modified by JV Partner during program to incorporate a greater proportion of diamond drill core holes
 - Final assay results now due September 2012,
 - Mineral Resource Estimate update due October 2012

INTRODUCTION

Hawthorn Resources Limited (“Hawthorn”) is an Australian diversified minerals exploration company with tenement holdings and joint ventures primarily focussed in the Kalgoorlie District of the Eastern Goldfields of Western Australia.

Hawthorn’s exploration effort remains focussed on the progression of its highly prospective portfolio of gold tenements towards production, with exploration concentrated on its 5 key project areas.

- ***Deep South, Trouser Legs – Anglo Saxon, Yundamindera – Coffee Bore, Edjudina – Triumph, and Whiteheads.***

A drilling program in the ***Senate Mine*** area of the ***Edjudina –Triumph Project*** area is due to commence in the initial week of August. The program is designed to test remnant near surface, high grade gold mineralised positions identified in earlier drilling programs. In addition drill testing of historic deeper resources will be undertaken.

Further compilation of level plans in the ***Robertson Mine*** area (see Page 4 diagram) has revealed channel sample results on the southernmost end of the 100 feet (30 metre) drive of:

- ***0.51 metres @ 40.3 g/t Au***
- ***0.47 metres @ 157.0 g/t Au,***

with some mine development but no mining reported in this area. If such gold grades continue to be returned in the current program it is considered that opencut mining could be carried out to at least this depth. These results are similar to those returned from shallow drilling in the ***Senate South*** area which, if extended, could similarly support opencut mining.

Drilling testing of high grade historic resource blocks at the ***Senate Mine*** will also be carried out to reconfirm and extend such resources.

At Mt Bevan - Central Yilgarn Iron Province – Hawthorn and Joint Venture partner Legacy Iron Ore (“Legacy”) have announced an Inferred Resource of magnetite of ***1.59 Billion tonnes @ 30.2 % Fe.***

Phase 3 drilling commenced in mid – April, with completion in early July and was designed to convert a 2.0 kilometre segment of the ore zone into an Indicated Resource. The manager has reported that similar widths of magnetite mineralised rock has been intercepted during the program, however few assay results have been obtained to date to confirm the tenor of the mineralisation.

Hawthorn has further been advised by Legacy that following modifications to the agreed program, which increased the number of diamond drill core holes, the consequent final assay results from the Phase 3 program will not be available until September 2012, with an updated Mineral Resource Estimate due for completion in October 2012.

Gold Exploration – Western Australia incorporating:

Deep South Project Hawthorn Resources 80%, Alacer Gold Corp 20%;

Trouser Legs Project Hawthorn Resources 70%, Gel Resources 30%;

Edjudina - Triumph Project Hawthorn Resources 100% and Edjudina-Pinjin JV Tenements (Hawthorn Resources 80%, Alacer Gold Corp 20%);

Yundamindera Project Hawthorn Resources 100% and Edjudina-Pinjin JV Tenements (Hawthorn Resources 80%, Alacer Gold Corp 20%); and

Whiteheads Project Hawthorn Resources 100%

Hawthorn Resources' Western Australian gold exploration programs during the year have primarily focussed in five major project areas where Hawthorn Resources holds in its own right, has earned or is earning equity from joint venture partners in over 100 granted exploration, mining, prospecting licences and applications. The company believes that each of the major project areas, in close proximity to milling and transport infrastructure, hold both exploration upside and near term potential for development.

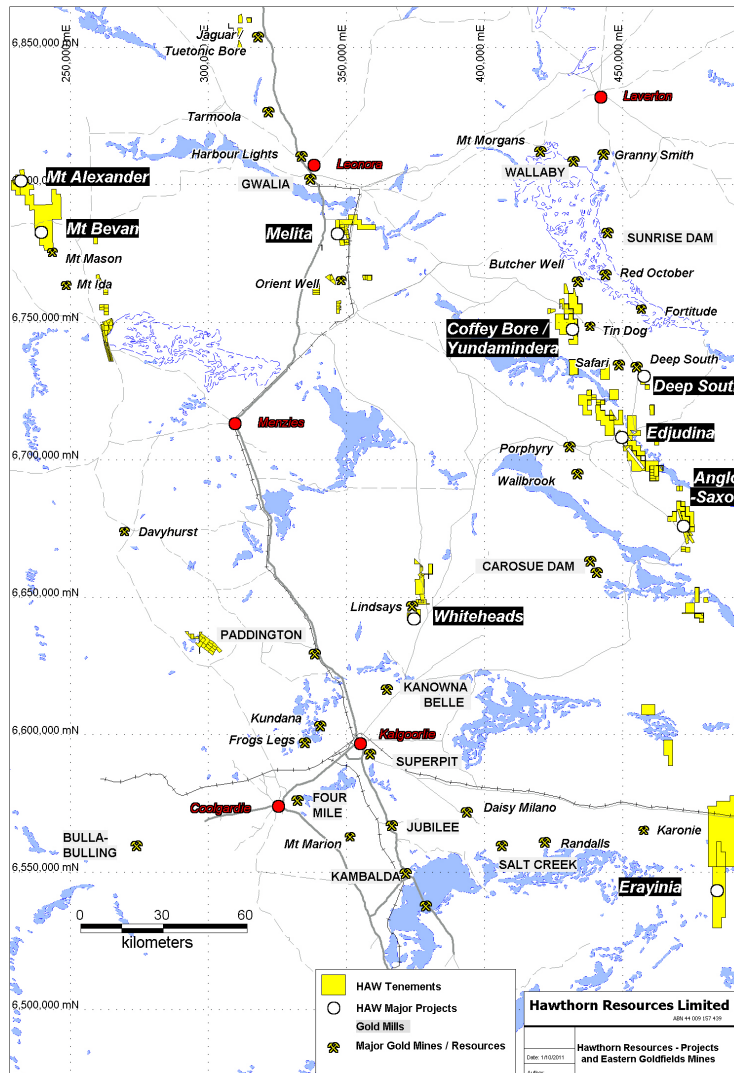


Figure 1. Eastern Goldfields, Western Australia – Project Locations

The major projects cover two distinct areas.

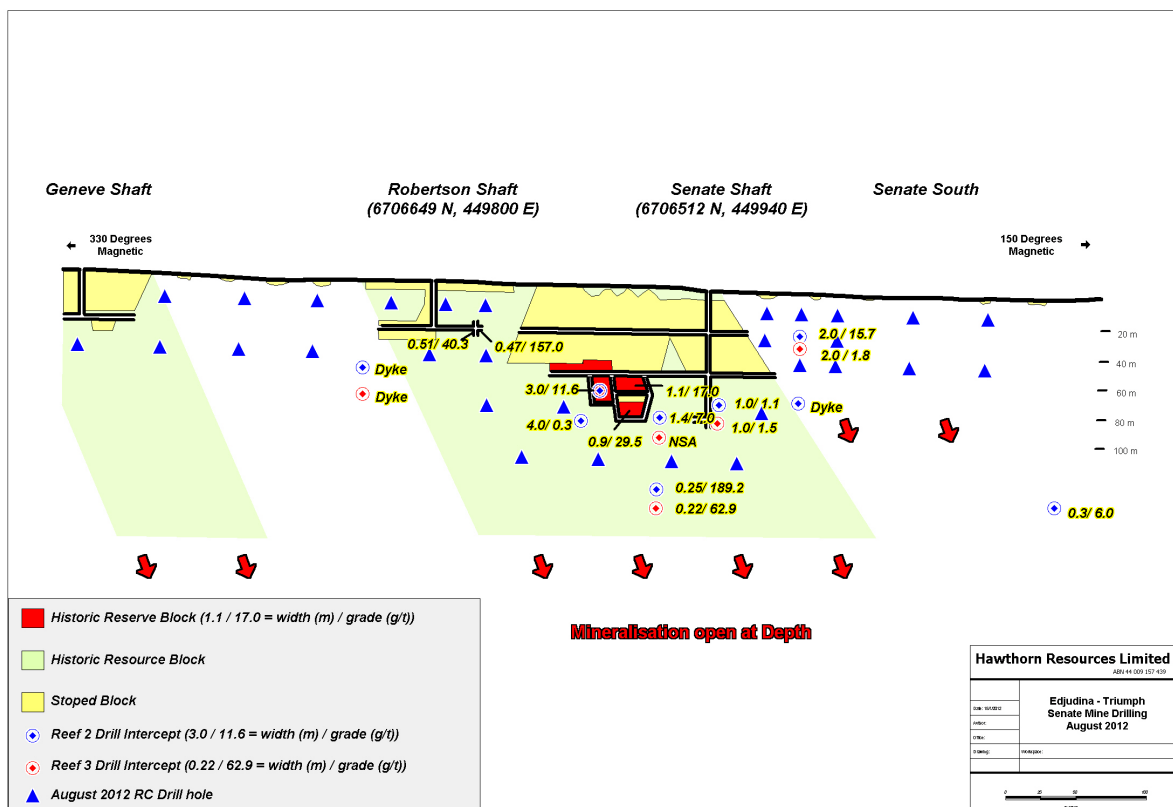
- A near contiguous part of the Eastern Goldfields of Western Australia extending from the south shore of Lake Carey to the historic Pinjin Mining Centre – a strike extent of approximately 125 kilometres. Hawthorn’s tenement package is surrounded by major gold mines, deposits and advanced resources including **Sunrise Dam, Wallaby, Red October, Carosue Dam, Safari Bore, Deep South, Porphyry** and **Butchers Well Mines**. The gold endowment of these mines and resources currently exceeds 22 Million ounces.
- A contiguous group of 15 tenements (“Whiteheads”) covering the historic Gindalbie Mining Centre that surrounds the **Lindsays** gold resource of Carrick Gold Limited (“Carrick”), and only 50 kilometres from the mining infrastructure hub of Kalgoorlie.

Edjudina – Triumph Project

Gold mineralisation in the project area, 145 kilometres North-east of Kalgoorlie is hosted by a series of strike parallel quartz veins. Three major, distinct and separate quartz vein sets (“Reef 1, 2 & 3”) host most of the known gold mineralisation in the project area.

A drilling program will commence in the first week of August which will concentrate beneath and along strike of the **Senate Mine** (10,398 oz of Au produced from 6942 tonnes of ore) where historic drive sampling and drill intercepts of two parallel reef horizons (“Reef 2 and 3”) of:

- **0.47 metres @ 157.0 g/t Au at 35 metres vertical depth**
- **3.00 metres @ 11.3 g/t Au at 66 metres vertical depth**
- **0.25 metres @ 189.2 g/t Au at 132 metres vertical depth**



have been identified beneath and within the existing workings.

Samples at the southern end of the 100 level (i.e 30 metres) from surface in the **Robertson Shaft** are of great interest with sampling in the historic raise and winze development on Reef 2 returning results of **0.47 metres @ 157.0 g/t Au** and **0.51 metres @ 40.3 g/t Au**. No mining of this area has been documented.

These results are of crucial importance as they indicate the presence of remaining portions of high grade, gold bearing, quartz reefs near surface that could be exploited by modern open-cut mining methods.

Similarly the previously reported result from the **Senate South** area of **2.0 metres @ 15.75 g/t Au at 28 metres vertical depth** appears to have intersected a zone of high grade Reef 2 mineralisation near surface.

Shallow drilling in these two areas, and between the **Robertson** and **Geneve Shafts** to the north, will be carried out to potentially outline a high gold grade resource amenable to open cut mining in the current campaign

Drill testing of deeper mineralisation beneath the **Senate Mine** workings and reported defined oreblocks is also to be carried out during the current campaign. Several blocks of remaining high grade ore are reported between 200 and 300 levels in the historic mine (i.e 60 and 90 metre levels), however limited drilling has been carried out beyond this depth.

Drilling in the current program will infill, confirm and extend the reported historic reserve blocks and initially test the depth potential of this high grade gold mineralisation.

Yundamindera Project

(Hawthorn 100% and Hawthorn Resources 80%, Alacer Gold 20%).

In the **Yundamindera Project** area, located approximately 175 kilometres to the north east of Kalgoorlie, Western Australia exploration has focused on the discovery of gold associated with mineralised syenitic porphyry dykes, BIF's and shears.

Exploration carried out at **Coffee Bore** identified broad zone of gold mineralisation associated with stockwork quartz veining at the base of a shallow, 45° east dipping, porphyry intrusion.

Results reported in previous drilling included

- **18 metres @ 2.15 g/t Au (incl. 7 metres @ 3.83 g/t Au), YMC005 and**
- **28 metres @ 2.20 g/t Au (incl. 3 metres @ 10.11 g/t Au), YMC008**

This shallow gold mineralisation is faulted off to the west in the southern part of the prospect; it remains open or inadequately tested to the north and at depth. Nonetheless it displays a strong consistency of grade and thickness along strike at various depths from surface as highlighted in the diagram below.

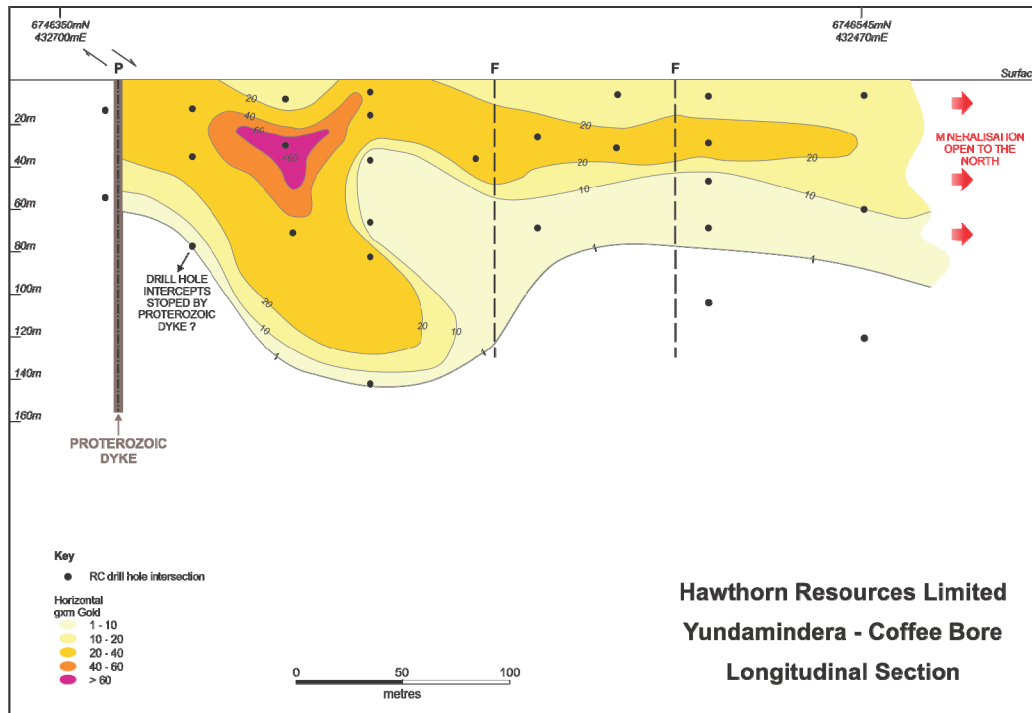


Figure 3 – Coffee Bore Prospect – Longitudinal Section

Hawthorn has been advised that samples of weathered and fresh intercepts of the mineralised unit are now at Amdel Mineral Laboratories, Adelaide, for cyanide - bottle roll testwork at a range of crush sizes. This testwork is expected to indicate whether relatively low-cost heap leaching can be utilised effectively to process ore at Coffey Bore with adequate recovery rates. The work will also indicate whether further testwork is required or indicated to assess potential recovery in conventional gold mills and plants. Results are expected during August and September.

Whitheads Project

This **Whiteheads Project** area is situated within the historic Gindalbie Mining area, 50 kilometres north-east of Kalgoorlie, Western Australia. The project area is also only 30 kilometres from gold plants at Kanowna Belle and Paddington Mines.

The project area is adjacent to the historic **Gindalbie Mining Centre** (45,000 ounces of gold produced at 27 g/t Au) and surrounds Carrick Gold Limited's (ASX:CRK) – **Lindsay's Deposit** (43,000 ounces of Gold Reserve, 323,000 ounce Gold Resource). Carrick have announced that the deposit is an integral part of their strategy to commence gold production later in 2012.

As announced during the quarter, initial RAB drilling program at the **Lindsay South** prospect returned several strong gold results confirming a previous result of **20 metres @ 1.63 g/t Au** (including **4 metres @ 3.76 g/t Au to EOH**).

Results from the program included:

- **10 metres at 2.78 g/t Au from 44-54 metres EOH – LNB002,**
 - **(including 4 metres @ 4.89 g/t Au),**
- **22 metres @ 1.10 g/t Au from 40-62 metres EOH – LNB003,**
 - **(including 4 metres @ 4.10 g/t Au),**
- **16 metres @ 1.01 g/t Au from 40-56 metres – LNB004,**
- **8 metres @ 3.44 g/t Au from 48-54 metres – LNB096, and**
- **4 metres @ 1.85 g/t Au from 40-44 metres – LNB101**

RC drilling of these gold mineralised zones in silicified quartz stockwork veined basalts and in overlying supergene clays, which remain open along strike and at depth, will occur in the upcoming quarter.

Further work during the quarter has infilled strongly anomalous soil sampling results to the north of Whiteheads Dam – results are expected in the upcoming quarter

Deep South Project

(Hawthorn Resources 80%, Alacer Gold 20%).

The project area lies directly along strike to the south of **Deep South Mine**, approximately 170 km to the north east of Kalgoorlie in Western Australia. Hawthorn holds tenements in this area in Joint Venture, with Alacer Gold (formerly Avoca Resources Limited).

Hawthorn has identified a gold mineralised horizon analogous to the adjacent **Deep South - Mexico** gold orebodies (Indicated and Inferred Resource - 232,000 oz Au) of Saracen Mineral Holdings Limited.

As Saracen Mineral Holdings recommenced mining in the adjacent Deep South Open cut gold mine during June 2012, Hawthorn has applied to modify its existing Program of Work Application in the project area.

The modifications proposed are designed to accelerate the definition of a near surface resource in the **Central Mineralisation** area, that may be capable of being excavated during Saracen's open cut mining phase at Deep South.

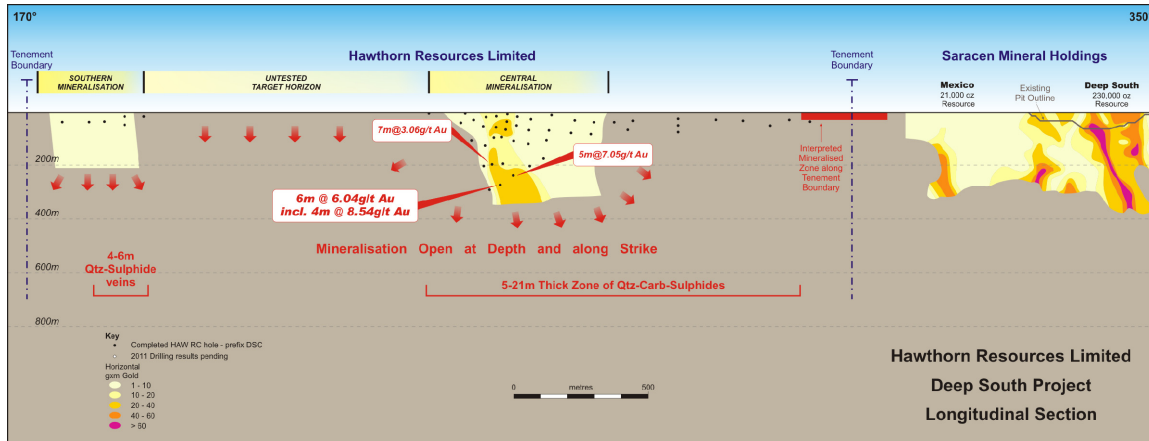


Figure 4 – Deep South – Longitudinal Section

Iron Ore Exploration – Western Australia

Mount Bevan Iron Ore Project (Hawthorn 100%, Legacy earning 60%)

The **Mount Bevan Project** comprising Exploration Licences 29/510 and 29/713 is located approximately 100 km west of Leonora in the central Yilgarn region of Western Australia.

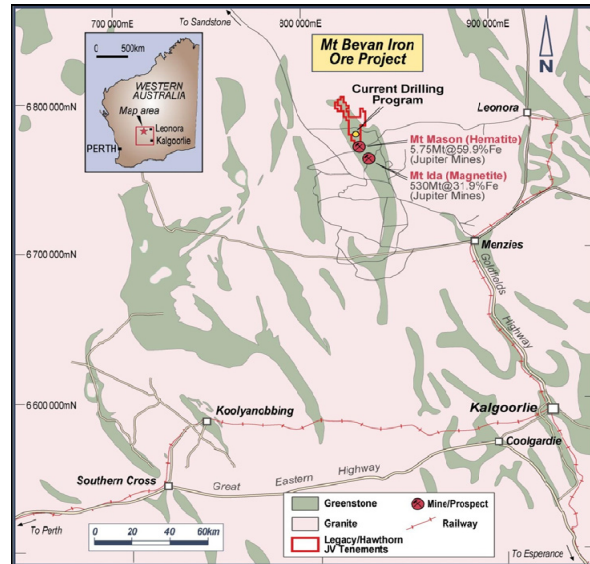


Figure 5 – Mt Bevan Project Area

The tenement covers a sequence of Banded Iron Formation (BIF) units, sediments and lavas that dip at 20 – 50% towards the north east. Three substantial BIF horizons have been identified within the tenement to date that extend in a north-northwest orientation throughout the entire length of the tenement; a strike distance of more than 25 kilometres.

A Joint Venture Agreement covering the Mount Bevan Project area exists with ASX listed Legacy Iron Ore Limited (“Legacy”).

During the previous quarter an updated Indicated Resource for the main magnetite ore horizon of

- **1.59 Billion tonnes of magnetite ore @ 30.2 % Fe**, was announced.

The Resource Statement as provided by SRK Consulting (Australasia) is presented below:

Table: Mineral Resource Estimate Statement for the Mt Bevan Iron Ore Project as at 1 February 2012, reported at a cut-off grade of Fe>25%

Classification	Tonnes (Bt)	Fe %	SiO ₂ %	Al ₂ O ₃ %	CaO %	P %	S %	LOI %
Inferred	1.59	30.2	47.5	2.9	2.6	0.06	0.17	0.23

A 7,000 m, Phase 3 drilling program commenced in mid-April which was designed by Legacy to upgrade a 2.0 kilometre segment of the magnetite orebody to an Indicated Resource category.

Legacy have reported that this work was completed, following program modifications initiated by the manager, in early July, with a total of 6280 metres of RC and 2231 metres of diamond drilling completed. The main magnetite horizon continues to be intersected along strike and at depth however few assay results from this drilling program are as yet available.

Legacy have further reported to Hawthorn that the completed assays from the Phase 3 program will be available during September 2012, and an upgraded Mineral Resource Estimate is anticipated to be completed during October 2012.

Hawthorn eagerly awaits these results and the upgraded resource estimate, which will assist the Joint Venture Technical Steering Committee to plan and implement further exploration and development activities.

Neighbouring tenement holder Jupiter Mines Limited, who hold the Mt Mason haematite resource that adjoins and continues into the Mt Bevan Joint Venture tenements, have announced that the development work carried out continues to identify a technically and financially robust project. Jupiter has further announced that, subject to the results of optimisation of the Feasibility Study on the haematite resource at Mt Mason throughout the remainder of 2012, commencement of construction and operations is targeted for 2013.

In July 2012, Legacy advised Hawthorn that their cumulative expenditure had fulfilled the required earn-in covenant in the project area of \$3.5 Million, and therefore were entitled to be transferred a 60% stake in the project area.

The manager provided Hawthorn with accounts detailing exploration expenditure from drilling Programs 1 to 3. While a full analysis of these expenditures remains to be audited, Hawthorn accepted that with accrued expenditure to June 30th 2012 incorporated the expenditure covenant had been met. Consequently Hawthorn executed the necessary transfer forms and provided them to Legacy for lodgement with the Western Australian Department of Mines and Petroleum.

Hawthorn Resources shareholders should remain aware that the transfer of this interest does not affect Hawthorn's important and valuable rights to market or enter into offtake agreements for 40% of production from Mt Bevan, and that under the auspices of the Joint Venture Technical Steering Committee Hawthorn has an equal vote in exploration and development programs proposed for the project area.

Joint Ventures

Erayinia Joint Venture – Western Australia

(ABM Resources 70%, Hawthorn Resources 30%).

The Joint Venture manager has reported limited exploration during the quarter.

East Kimberley Joint Venture – Western Australia

(Thundelarra 80%, Pindan – Panoramic Resources earning to 48.8% of Thundelarra interest, Hawthorn Resources 20%)

Panoramic Resources have reported that no new exploration was undertaken on the East Kimberley Joint Venture during the quarter.

CORPORATE

Funding

No changes to issued securities during the June 2012 quarter.

Corporate Development

In the December 2011 and March 2011 Quarterly Activities Report and the December 2011 Half-Yearly Financial Report the Company advised that it was undertaking discussions and negotiations for the development of the Company's mining assets inclusive of an intention to spin-off the Company's Gold Projects.

These discussions and negotiations were with Legacy Iron Ore Limited, our Mount Bevan Joint Venture partner, and in respect of the intention to spin off the company gold projects. Such negotiations and discussions have now been formally terminated by Legacy Iron Ore Limited. However during the June quarter a formal proposal was received by the Company from advisor's to Legacy Iron Ore proposing terms for the acquisition of the Company's 40% interest in the Mount Bevan Iron Ore project. The company is considering the terms of this proposal and is seeking appropriate professional advice.

In addition, during the June Quarter, the Company has conducted discussions and negotiations with a significant international party with substantial existing mining operations and investments in Australia in respect of all of the company's assets. These discussions and negotiations are targeting the optimum way of maximizing the wealth of Company shareholders through the development of both the iron ore and gold projects of the Company.

The discussion and negotiations on behalf of the Company over the proposals have been undertaken by directors over and above their normal directors' duties and have included field visits to the Company's Iron Ore and Gold Project areas.

As at the date of this report the negotiations are continuing and announcements will be made as and when such negotiations have been completed.



Mourice R Garbutt
Company Secretary

The information in this report that relates to Exploration Results, Mineral Resources or Ore Reserves is based on information compiled by Mr Ian Moody, who is a member of the Australasian Institute of Mining and Metallurgy and a full time consultant geologist with First Principle Mineral Exploration Company Pty Ltd. Mr Moody has sufficient experience as a geologist which is relevant to the style of mineralization and the type of deposit under consideration and to the activity which he is undertaking to qualify as a Competent Person as defined in the 2004 edition of the Australasian Code of Reporting of Exploration Results, Mineral Resources and Ore Reserves. Mr Moody consents to the inclusion in this report of the matters based on his information in the form and context in which it appears. Attached is a copy of the Company's Mining Exploration Entity Quarterly Report in accordance with Listing Rule 5.3

Appendix 5B

Mining exploration entity quarterly report

Introduced 1/7/96. Origin: Appendix 8. Amended 1/7/97, 1/7/98, 30/9/2001, 01/06/10, 17/12/10

Name of entity

HAWTHORN RESOURCES LIMITED

ABN

44 009 157 439

Quarter ended ("current quarter")

30 June 2012

Consolidated statement of cash flows

	Current quarter \$A'000	Year to date (12 months) \$A'000
Cash flows related to operating activities		
1.1 Receipts from product sales and related debtors	5	10
1.2 Payments for (a) exploration and evaluation	(351)	(993)
(b) development	-	-
(c) production	-	-
(d) administration	(405)	(1,301)
1.3 Dividends received	-	-
1.4 Interest and other items of a similar nature received	18	46
1.5 Interest and other costs of finance paid	-	-
1.6 Income taxes paid	-	-
1.7 Other (provide details if material)		
- GST (Refundable)	48	218
Net Operating Cash Flows	(685)	(2,020)
Cash flows related to investing activities		
1.8 Payment for purchases of: (a) prospects	-	-
(b) equity investments	-	-
(c) other fixed assets	-	-
1.9 Proceeds from sale of: (a) prospects	-	-
(b) equity investments	-	-
(c) other fixed assets	-	-
1.10 Loans to other entities	-	-
1.11 Loans repaid by other entities	-	-
1.12 Other (provide details if material)	-	-
Net investing cash flows	-	-
1.13 Total operating and investing cash flows (carried forward)	(685)	(2,020)

+ See chapter 19 for defined terms.

Appendix 5B
Mining exploration entity quarterly report

1.13	Total operating and investing cash flows (brought forward)	(685)	(2,020)
	Cash flows related to financing activities		
1.14	Proceeds from issues of shares, options, etc.	-	3,618
1.15	Proceeds from sale of forfeited shares	-	-
1.16	Proceeds from borrowings	-	-
1.17	Repayment of borrowings	-	-
1.18	Dividends paid	-	-
1.19	Other (provide details if material)	-	-
	Net financing cash flows	-	3,618
	Net increase (decrease) in cash held	(685)	1,598
1.20	Cash at beginning of quarter/year to date	3,575	1,292
1.21	Exchange rate adjustments to item 1.20	-	-
1.22	Cash at end of quarter	2,890	2,890

Payments to directors of the entity and associates of the directors

Payments to related entities of the entity and associates of the related entities

		Current quarter \$A'000
1.23	Aggregate amount of payments to the parties included in item 1.2	272
1.24	Aggregate amount of loans to the parties included in item 1.10	-

1.25 Explanation necessary for an understanding of the transactions in item 1.23 – A\$'000

Directors fees & salary	\$82 (Previous Quarter \$78)
Fully Serviced Office facility rental	\$87 (Previous Quarter \$87)
Company requested additional services Consulting Fees	\$103 (Previous Quarter \$10)

Non-cash financing and investing activities

- 2.1 Details of financing and investing transactions which have had a material effect on consolidated assets and liabilities but did not involve cash flows

--

- 2.2 Details of outlays made by other entities to establish or increase their share in projects in which the reporting entity has an interest

The Company is party to a number of Joint Venture Agreements where other parties are earning an interest in Tenements held by Hawthorn Resources Limited; refer to the Quarterly Activities Report. Expenditure statements from such parties for expenditures during the June 2012 quarter are not yet available.

+ See chapter 19 for defined terms.

Financing facilities available

Add notes as necessary for an understanding of the position.

	Amount available \$A'000	Amount used \$A'000
3.1 Loan facilities		
3.2 Credit standby arrangements		

Estimated cash outflows for next quarter

	\$A'000
4.1 Exploration and evaluation	720
4.2 Development	-
4.3 Production	-
4.4 Administration	300
Total	1,020

Reconciliation of cash

Reconciliation of cash at the end of the quarter (as shown in the consolidated statement of cash flows) to the related items in the accounts is as follows.

	Current quarter \$A'000	Previous quarter \$A'000
5.1 Cash on hand and at bank	378	565
5.2 Deposits at call	2,512	3,010
5.3 Bank overdraft	-	-
5.4 Other (provide details)	-	-
Total: cash at end of quarter (item 1.22)	2,890	3,575

Changes in interests in mining tenements

	Tenement reference	Nature of interest (note (2))	Interest at beginning of quarter	Interest at end of quarter
6.1	Interests in mining tenements relinquished, reduced or lapsed	See Attached		

+ See chapter 19 for defined terms.

Appendix 5B
Mining exploration entity quarterly report

6.2 Interests in mining
tenements acquired or
increased

	See Attached		
--	--------------	--	--

Issued and quoted securities at end of current quarter

Description includes rate of interest and any redemption or conversion rights together with prices and dates.

	Total number	Number quoted	Issue price per security (see note 3) (cents)	Amount paid up per security (see note 3) (cents)
7.1 Preference +securities <i>(description)</i>	-	-	-	-
7.2 Changes during quarter				
(a) Increases through issues	-	-	-	-
(b) Decreases through returns of capital, buy-backs, redemptions	-	-	-	-
7.3 +Ordinary securities	2,137,441,493	2,137,441,493	-	-
7.4 Changes during quarter				
(a) Increases through issues	-	-	-	-
(b) Decreases through returns of capital, buy-backs	-	-	-	-
7.5 +Convertible debt securities <i>(description)</i>	-	-	-	-
7.6 Changes during quarter				
(a) Increases through issues	-	-	-	-
(b) Decreases through securities matured, converted	-	-	-	-
7.7 Options <i>(description and conversion factor)</i>	10,000,000 2,500,000 165,084,231	- - 165,084,231	<i>Exercise price</i> \$0.10 \$0.10 \$0.10	<i>Expiry date</i> 25 January, 2018 30 June, 2018 28 February, 2013
7.8 Issued during quarter	-	-	-	-
7.9 Exercised during quarter	-	-	-	-
7.10 Expired during quarter	13,569,422	13,569,422	\$0.20	30 April, 2012
7.11 Debentures <i>(totals only)</i>	-	-		
7.12 Unsecured notes <i>(totals only)</i>	-	-		

+ See chapter 19 for defined terms.

Compliance statement

- 1 This statement has been prepared under accounting policies which comply with accounting standards as defined in the Corporations Act or other standards acceptable to ASX (see note 5).
- 2 This statement does give a true and fair view of the matters disclosed.



Sign here:..... Date: 31/07/2012
(Company secretary)

Print name: MOURICE GARBUTT

Notes

- 1 The quarterly report provides a basis for informing the market how the entity’s activities have been financed for the past quarter and the effect on its cash position. An entity wanting to disclose additional information is encouraged to do so, in a note or notes attached to this report.
- 2 The “Nature of interest” (items 6.1 and 6.2) includes options in respect of interests in mining tenements acquired, exercised or lapsed during the reporting period. If the entity is involved in a joint venture agreement and there are conditions precedent which will change its percentage interest in a mining tenement, it should disclose the change of percentage interest and conditions precedent in the list required for items 6.1 and 6.2.
- 3 **Issued and quoted securities.** The issue price and amount paid up is not required in items 7.1 and 7.3 for fully paid securities.
- 4 The definitions in, and provisions of, *AASB 6: Exploration for and Evaluation of Mineral Resources* and *AASB 107: Statement of Cash Flows* apply to this report.
- 5 **Accounting Standards** ASX will accept, for example, the use of International Accounting Standards for foreign entities. If the standards used do not address a topic, the Australian standard on that topic (if any) must be complied with.

== == == == ==

+ See chapter 19 for defined terms.

HAWTHORN RESOURCES LIMITED
ACN 009 157 439
CHANGES IN INTERESTS IN MINING TENEMENTS

6.1 Interests in Mining
Tenements relinquished,
reduced or lapsed

Tenement Reference	Nature of Interest [note (4)]	Interest at beginning of quarter	Interest at end of quarter
P31/1875	Expired	80%	0%
P31/1876	Expired	80%	0%
P31/1894	Expired	80%	0%
P31/1895	Expired	80%	0%

6.2 Interests in Mining
Tenements acquired
Or increased

Tenement Reference	Nature of Interest [note (4)]	Interest at beginning of quarter	Interest at end of quarter

+ See chapter 19 for defined terms.