
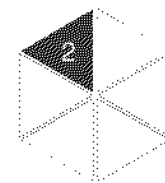


Tag Pacific Limited Company Presentation

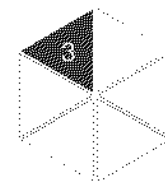
March 2007



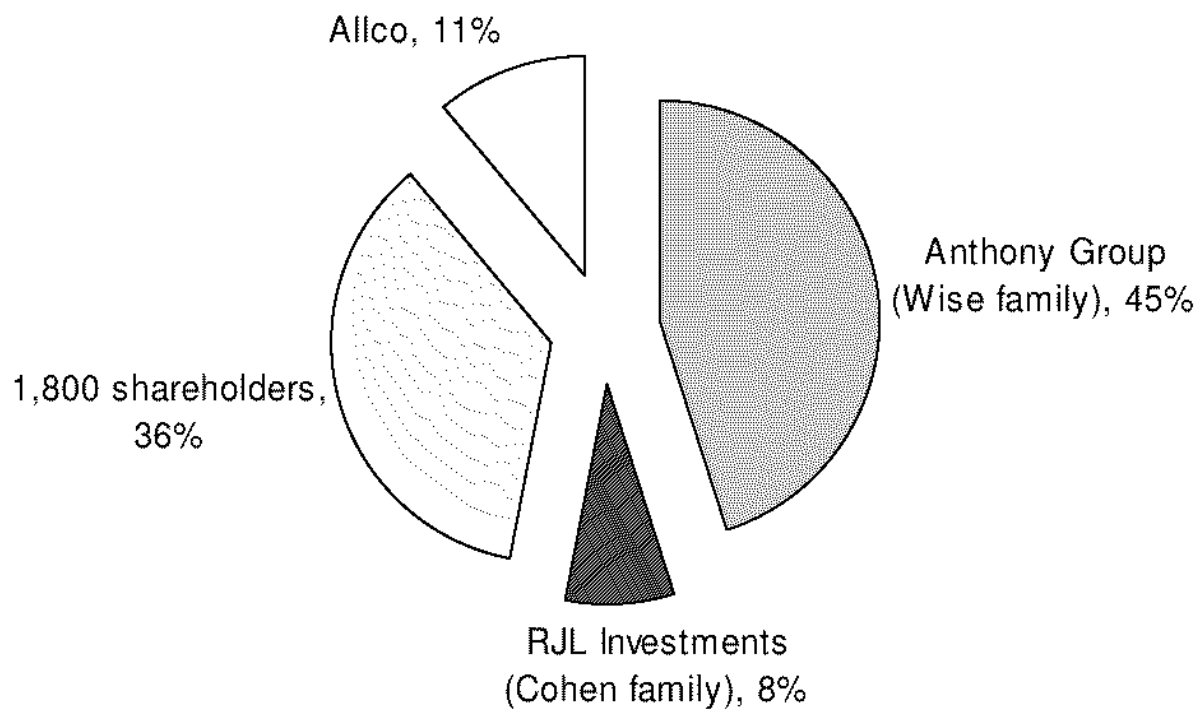


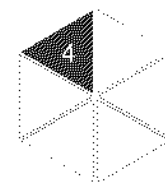
Brief History

- ▲ 1983 Tag Corporation established as a listed investment company in NZ
- ▲ 1986 Tag Pacific listed on the ASX and became an Australian corporation
- ▲ 1990 Head Office moved to Sydney
- ▲ 1999 Allco became a major shareholder
- ▲ 2007 Tag is a strategic investor with a range of niche investments and a refined strategy



Current Ownership

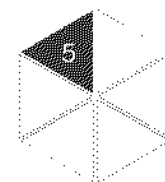




Half Year Results – December 2006

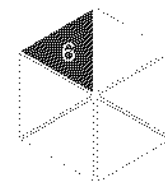
A\$'000	6 months to 31 Dec 2006	6 months to 31 Dec 2005	
Revenue	\$50,059	\$45,571	+ 10%
Profit before tax	\$7,792	\$4,391	+ 77%
Profit after tax before minority interests	\$7,521	\$3,931	+ 91%
Profit after tax and minority interests	\$7,138	\$3,429	+ 108%
Equity attributable to Tag shareholders	\$28,353	\$20,169	+ 41%
Total equity	\$32,833	\$24,484	+ 34%
Earnings per share (cents)	10.7¢	5.1¢	+ 110%
Net tangible assets per share (cents)	40.9¢	28.6¢	+ 43%

A copy of the full Half Year Report is available via the announcements link at www.tagpac.com



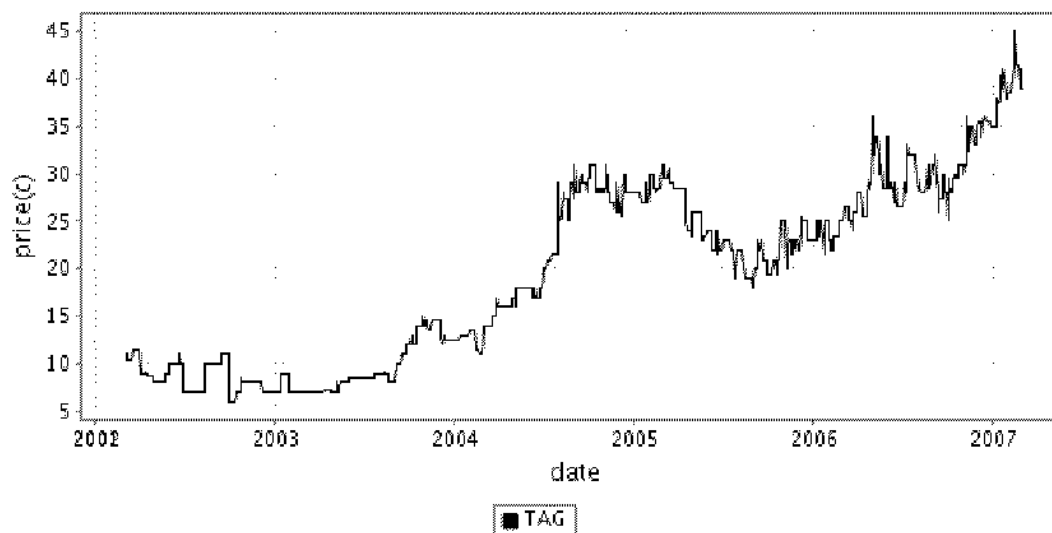
Recent Annual Results

A\$	Group Revenue	Profit before tax and minorities	EPS
▲ FY'06	\$85 million	\$6.1 million	7.7 cents
▲ FY'05	\$61 million	\$2.9 million	2.5 cents
▲ FY'04	\$53 million	\$4.1 million	4.6 cents

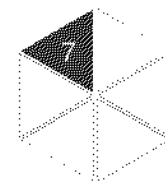


Shares

Five Year Chart

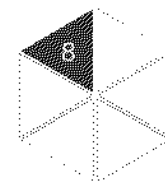


- ▲ Approximately 66 million shares and 2 million executive options (unlisted) on issue
- ▲ FY'06 dividend of 0.75 cents per share (50% increase over prior year)



Board of Directors

- ▲ Active board
- ▲ Predominantly Sydney based
- ▲ Range of skills and public company experience
 - ▲ Peter Wise Chairman (executive)
 - ▲ Gary Weiss Director (non-executive) *(GPG Executive Director)*
 - ▲ Gary Cohen Director (non-executive) *(IBA Executive Chairman)*
 - ▲ Robert Moran Director (non-executive) *(Allco)*
 - ▲ Bob Constable Director (non-executive)
 - ▲ Richard Peterson Director (non-executive) (NZ)
 - ▲ Nathan Wise Company Secretary



Head Office

▲ Small but focused and established team

▲ Depth of experience

▲ Peter Wise Chairman (executive) Sydney

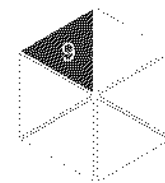
▲ John Marinos Head of Finance Sydney

▲ Nathan Wise Head of Corporate Development Sydney

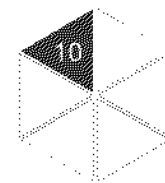
▲ Close association with a number of consultants, including:

▲ Trevor Howell Financial Services Sydney

▲ Harvey Wu General New Zealand



Current Investments



Current Investments

▲ Current investments in listed and unlisted businesses fall into four sectors:

▲ Technology (with an emphasis on health technology and software)

- ▲ IBA Health
- ▲ Unique World

▲ Power Products & Renewable Energy

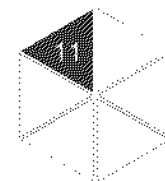
- ▲ M+H Power Systems
- ▲ Advanced Power

▲ Interior Building Products

- ▲ Comprador Pacific
- ▲ Potter Interior Systems
- ▲ Charles Tims

▲ Financial Services

- ▲ ShareCover

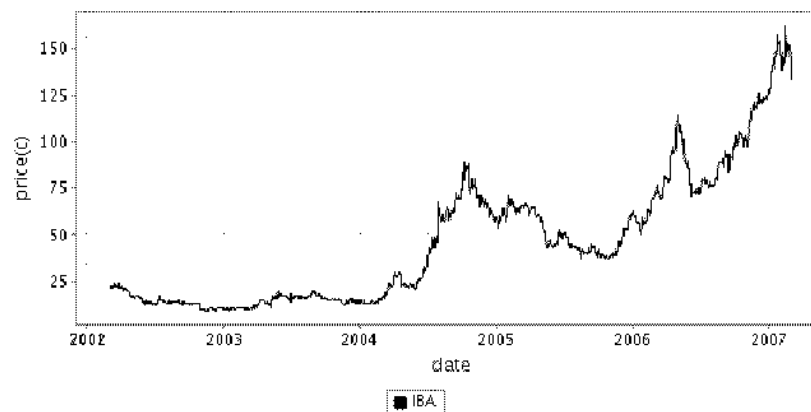


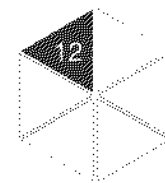
Technology – IBA Health

- ▲ IBA Health (ASX: IBA) is a global provider of healthcare information systems and e-health services to public and private hospitals and community organisations
- ▲ Tag was an early investor in IBA Health and the start-up entities that preceded it and now holds 12.3 million IBA shares
- ▲ Current market value of shareholding approximately A\$16 million (at A\$1.30 per IBA share)
- ▲ There has been a correlation between the IBA share price and the Tag share price
- ▲ IBA currently has a market capitalisation of more than A\$400 million

ibahealth

Five Year Chart





Technology – Unique World


- ▲ Tag has a 31% interest in the Unique World Group
- ▲ Other shareholders include Allco and Unique World management
- ▲ Delivers custom built technology based solutions to businesses, usually with a web component
- ▲ Microsoft Gold Partner
- ▲ Established 8 years ago and currently experiencing high rate of growth
- ▲ Wholly owned subsidiary Unique World Software specialises in the creation of software products to deliver innovative solutions in the areas of:
 - ▲ Enterprise collaboration
 - ▲ Electronic forms
 - ▲ Project management
 - ▲ Electronic documents & records management

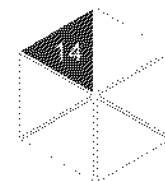


Power Products – M+H Power Group

- ▲ Tag has a 57% interest in M+H Power Group, a distributor and manufacturer of power-related products:
 - ▲ M+H Power Systems Australia
 - ▲ M+H Power Systems New Zealand
 - ▲ Advanced Power
- ▲ Distributor of power-related equipment:
 - ▲ Back-up power equipment
 - ▲ Batteries and associated technology
 - ▲ Renewable energy systems
- ▲ Manufacturer of generators and DC systems
- ▲ Head office based in Melbourne, project manufacturing based in Sydney
- ▲ 9 locations across Australia and New Zealand with 100 + employees
- ▲ FY'06 financial highlights:


▲ Revenue:	A\$36 million
▲ EBITDA:	A\$3.4 million

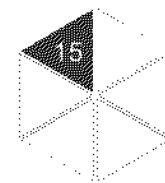




Interior Building Products

- ▲ Potter Interior Systems (NZ) 100% owned
- ▲ Comprador Pacific (Australia) 51% owned
- ▲ Distributors of componentry for:
 - ▲ Suspended ceilings
 - ▲ Partitions
 - ▲ Commercial insulation
- ▲ Manufacturer of whiteboards, pinboard and acoustic panels
- ▲ 7 branches across Australia and New Zealand
- ▲ FY'06 financial highlights (combined):
 - ▲ Revenue A\$44 million
 - ▲ EBITDA A\$0.34 million





Financial Services

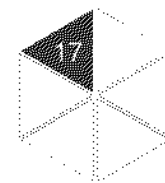
- ▲ Holder of an Australian Financial Services Licence
- ▲ Current investment in ShareCover (100% owned):
 - ▲ Innovative web-based financial product
 - ▲ Offers easy to use downside protection on a selection of individual ASX listed stocks
 - ▲ Technology has been developed
 - ▲ Ready for commercialisation
- ▲ Other financial products currently under development

ShareCover®

Other Assets

- ▲ Group cash of A\$4.4 million* at 31 December 2006
- ▲ 49% interest in the M+H Power head office property in Melbourne (held at cost)
- ▲ Approximately A\$15 million in capital losses
- ▲ Approximately A\$3 million in revenue losses
- ▲ 3.2% of Ice Corporation Limited (ASX: ICE) held by M+H Power

* some of which was held by partly owned subsidiaries

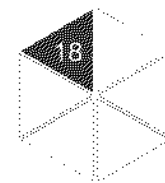


Source of earnings

▲ Tag's EBITDA for the **6 months to 31 December 2006** before head office costs and minority interests was A\$8.93 million, comprised as follows:

▲ Technology Investments	A\$6.81m
▲ Power Products & Renewable Energy Sector	A\$1.21m
▲ Interior Building Products Sector	A\$0.91m

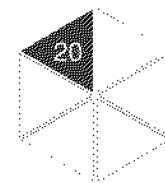
Total Tag EBITDA before minority interests and head office costs	A\$8.93m
---	-----------------



Looking Ahead

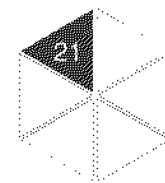
Plans

- ▲ To separate the investments into individual *vehicles* and focus on a number of key growth sectors in which the management team has experience:
 - ▲ Technology (with an emphasis on health technology and software)
 - ▲ Power Products and Renewable Energy
 - ▲ Interior Building Products
 - ▲ Financial Services
- ▲ Clear investment mandates are being implemented
- ▲ Performance of each *vehicle* will be transparent and measureable



Why separate the assets?

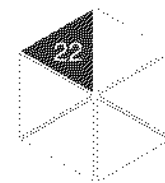
- ⤴ Each existing business has different characteristics, operations and strategies
- ⤴ Creating a *vehicle* for a particular sector will focus each *vehicle* on its own strategies for growth
- ⤴ *Vehicles* will have greater access to funding and capital as needed
- ⤴ By grouping like assets together, their true value becomes clear and easily measurable and synergies within grouped assets can be maximised
- ⤴ Greater vertical and horizontal integration opportunities
- ⤴ A focused *vehicle* will facilitate the acquisition of complementary assets
- ⤴ In this way, separating the Group's assets has the potential to create greater value for shareholders



Acquisition criteria

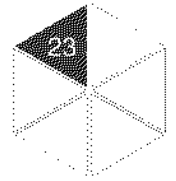
Acquisitions are sought which meet the following criteria:

- ▲ Established business (not startups)
- ▲ History of profitability
- ▲ Experienced management team
- ▲ EBIT of between A\$1 million and A\$6 million
- ▲ Operate in one of the following sectors:
 - ▲ Power products & renewable energy
 - ▲ Interior building products
 - ▲ Technology
 - ▲ Financial services



Acquisition funding

- ▲ Acquisitions will be funded by one or a combination of the following:
 - ▲ Existing and future cash reserves
 - ▲ Debt (no current borrowings at head office level)
 - ▲ Capital raising as or when necessary



Tag Pacific Limited

Level 30 Piccadilly Tower
133 Castlereagh Street
Sydney NSW 2000
Australia

Tel: 02 8275 6000
Fax: 02 8275 6060

www.tagpac.com

Peter Wise
Chairman

Nathan Wise
Head of Corporate Development

John Marinos
Head of Finance

IMPORTANT INFORMATION

All reasonable steps have been taken to ensure that this presentation is accurate in all material respects, however no responsibility is taken for errors or omissions.

No representation or warranty, express or implied, is made as to the fairness, accuracy, completeness or correctness of the information in this document. To the maximum extent permitted by law, neither Tag Pacific Limited nor its directors, employees or agents, nor any other person accepts any liability for any loss arising from the use of this document or its contents or otherwise arising in connection with it, including, without limitation, any liability arising from fault or negligence on the part of Tag Pacific Limited, its directors, employees or agents.