

Company Update Presentation

Perth, Australia; 17th October 2017: Regenerative medicine company Orthocell Limited (ASX:OCC, “Orthocell” or the “Company”) is pleased to release a company update presentation. The presentation outlines Orthocell’s compelling investment highlights and development and commercialisation strategy. The presentation will be used in discussions with potential strategic partners over the coming weeks.

Investment Highlights:

- **Significant upside potential** driven by Orthocell’s product portfolio and underpinned by recent transactions in the sector
- Orthocell’s key products **address markets worth more than US\$10 billion p.a.**
- **Marketing authorisation of CelGro[®]** collagen scaffold medical device in the European Union (CE Mark) for dental bone and soft tissue reconstructive applications expected in 4Q CY2017
- CelGro[®] regulatory **approval acts to validate the entire technology platform** and can be easily leveraged for additional indications
- **Collaboration with Johnson & Johnson** to advance world leading cell therapy for tendon repair
- Substantial clinical data and strong partner interest from large pharmaceutical companies provides **de-risked investment proposition**
- **TGA licensed and GMP certified manufacturing capabilities** underpin competitive advantage and can be scaled to market demand
- Experienced founders and management team with **successful track record** developing, commercialising and monetising cell therapy products

Board and Management Commentary:

“Orthocell is rapidly approaching a number of exciting value inflection points. Our platform technology, CelGro[®], is expected to receive marketing authorisation in the near term, while the collaboration with Johnson & Johnson to advance our tendon repair technology, Ortho-ATI[®], is well progressed. We are well positioned to further accelerate commercialisation of more than 10 years of research and development. Our key focus is to continue progress of relevant regulatory approvals, drive adoption of key products in target applications and explore value enhancing commercialisation and distribution opportunities in key markets.” said Managing Director of Orthocell, Paul Anderson



For more information, please contact:

General enquiries

Paul Anderson
Orthocell, Managing Director

P: +61 8 9360 2888

E: paulanderson@orthocell.com.au

Investor and Media enquiries

Ben Walsh
WE Buchan

P: + 61 411 520 012

E: bwalsh@buchanwe.com.au

About Orthocell Limited

Orthocell is a regenerative medicine company focused on regenerating mobility for patients by developing products for the repair of a variety of tendon, cartilage and soft tissue injuries. Orthocell's portfolio of products include TGA-licensed cell therapies Autologous Tenocyte Implantation (Ortho-ATI®) and Autologous Chondrocyte Implantation (Ortho-ACI®), which aim to regenerate damaged tendon and cartilage tissue. The Company's other major product is CelGro®, a collagen medical device which facilitates tissue repair and healing in a variety of orthopaedic, reconstructive and surgical applications and is being readied for first regulatory approvals.

For more information on Orthocell, please visit www.orthocell.com.au or follow us on Twitter **@OrthocellLtd** and LinkedIn **www.linkedin.com/company/orthocell-ltd**



Investor Presentation

Advancing tissue repair and regeneration

October 2017

Paul Anderson **Managing Director**



- **Significant upside potential** driven by Orthocell's product portfolio and underpinned by recent transactions in the sector
- Orthocell's key products **address markets worth more than US\$10 billion p.a.**
- **Marketing authorisation of CelGro[®]** collagen scaffold medical device in the European Union (CE Mark) for dental bone and soft tissue reconstructive applications expected in 4Q CY2017
- CelGro[®] regulatory **approval acts to validate the entire technology platform** and can be easily leveraged for additional indications
- **Collaboration with Johnson & Johnson** to advance world leading cell therapy for tendon repair
- Substantial clinical data and strong partner interest from large pharmaceutical companies provides **de-risked investment proposition**
- **TGA¹ licensed and GMP¹ certified manufacturing capabilities** underpin competitive advantage and can be scaled to market demand
- Experienced founders and management team with **successful track record** developing, commercialising and monetising cell therapy products

1. TGA: Therapeutic Goods Administration; GMP: Good Manufacturing Practices

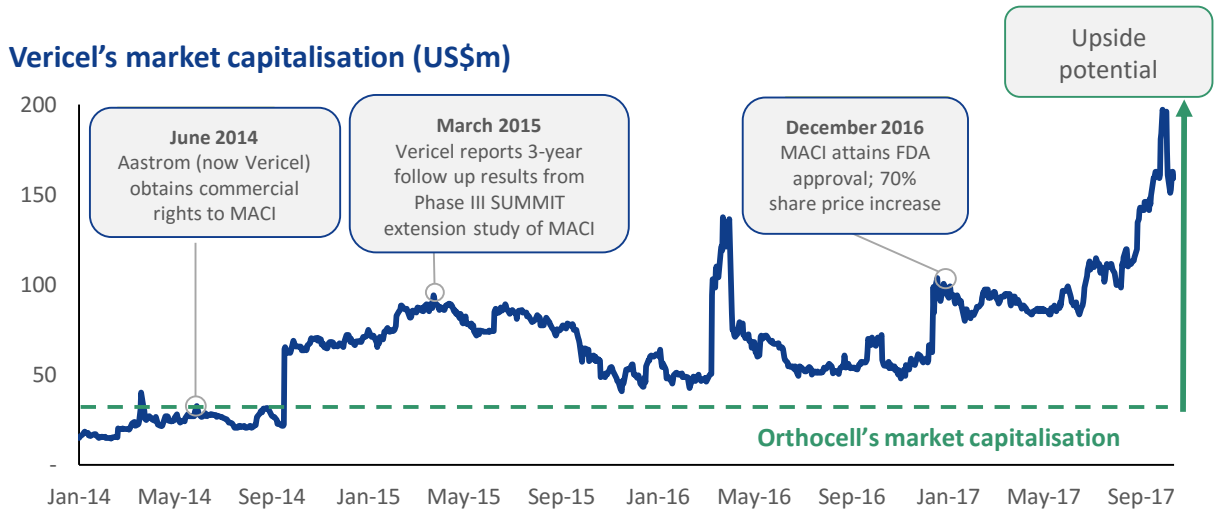
Vericel case study highlights Orthocell's valuable portfolio

Significant upside potential exists for Orthocell's product portfolio which addresses a range of tendon, cartilage and soft tissue injuries



- Vericel is a US company that develops, manufactures, and markets two autologous cell therapies:
 - Epicel®: cultured epidermal autografts
 - MACI®: autologous chondrocytes on porcine collagen membrane
- MACI® was the first FDA approved product to grow cells on scaffolds using healthy cartilage tissue from the patient's own knee

Vericel's market capitalisation (US\$m)



























	Orthocell	Vericel	Commentary
ACI stem-cell product (cartilage focus)	✓	✓	MACI® is Vericel's commercialised ACI product for knee, Ortho-ACI® is the next generation of this technology
ATI stem-cell product (tendon focus)	✓	x	Orthocell's Ortho-ATI® in clinical stage, collaboration discussions with Johnson & Johnson expected to commence 1H CY2019
Platform technology (Collagen medical device for multiple uses)	✓	x	CelGro® (indicative market authorisation 4Q CY2017) serves as a platform for developing future approaches to soft tissue repair

- ✓ Orthocell has a **superior 3rd generation** ACI product for cartilage repair
- ✓ Orthocell also has the **world's first cell therapy for tendon repair** – a much larger addressable market than cartilage
- ✓ Orthocell also CelGro® which address unmet needs in multi-billion dollar markets
- ✓ **Significant upside potential exists** considering Orthocell's diversified multi-product portfolio of cell therapies and regenerative medicine products

Upside potential underpinned by recent transactions

Significant upside potential in Orthocell based on recent transactions executed in the regenerative medicine and medical scaffold sectors

Deal date	Deal type	Licensee/ Acquirer	Licensor/ Target	Phase	Transaction value ¹	
Dec 16	Corporate	 Allergan	 LifeCell™	Commercial	 US\$2.9bn	Medical scaffold transactions
May 12	Corporate	 DSM BRIGHT SCIENCE. BRIGHTER LIVING.	 Kensey Nash	Commercial	 US\$0.4bn	
Jan 14	Asset	 Organogenesis Inc. Advancing Healing	 Shire	Commercial	 US\$0.3bn	
Mar 15	Corporate	 FUJIFILM FUJIFILM Holdings Corporation	 Cellular Dynamics International	Commercial	 US\$0.3bn	Regenerative medicine transactions
Jul 15	Corporate	 TIGENIX Living Medicines	 coretherapix	Phase II	 US\$0.3bn	
Apr 15	Strategic ownership stake / asset rights	 Celgene	 mesoblast the regenerative medicine company	Multiple in Phase III	 US\$45m	Japanese cell therapy licensing
Jan 17	Strategic ownership stake / asset option	 FUJIFILM FUJIFILM Holdings Corporation	 cynata therapeutics	Phase I	 US\$51m	
Dec 16	Licensing (Japanese market)	 AGC ASAHI GLASS	 regeneus living regenerative medicine	Completed Phase I	 US\$17m	

Orthocell market capitalisation

1. Transaction value is the estimated transaction value based on the combination of cash and/or script consideration, upfront payments and any milestone payments agreed upon

Corporate overview

A diversified health care exposure, delivering breakthrough products in regenerative medicine, with treatments along the soft tissue therapy continuum spectrum

Share price performance



Trading information

Share price (16-Oct-17)	A\$0.30
Shares on issue ¹	74.3m
Market capitalisation	A\$30.4m
Cash (as at 30-Jun-17)	A\$5.0m
Debt (as at 30-Jun-17)	-
Enterprise value	A\$25.4m

Top shareholders (as at Aug-17)

Stone Ridge Ventures – <i>Associated with non-executive director</i>	10.0%
Ming Hao Zheng – <i>CSO and founder</i>	6.9%
Paul Anderson – <i>Managing director</i>	6.9%
Qi Xiao Zhou – <i>Non-executive director</i>	5.9%
Australian Super – <i>Superannuation and pension fund</i>	5.6%
Jia Xun Xu – <i>Former director</i>	5.1%

1. Excludes 12.1m unquoted warrants with exercise price \$0.58, expiry 19-Nov-2020 and 12.5m unquoted options with exercise prices ranging from \$0.50-\$0.65 and expiry dates between Nov-2017 and Jun-2020

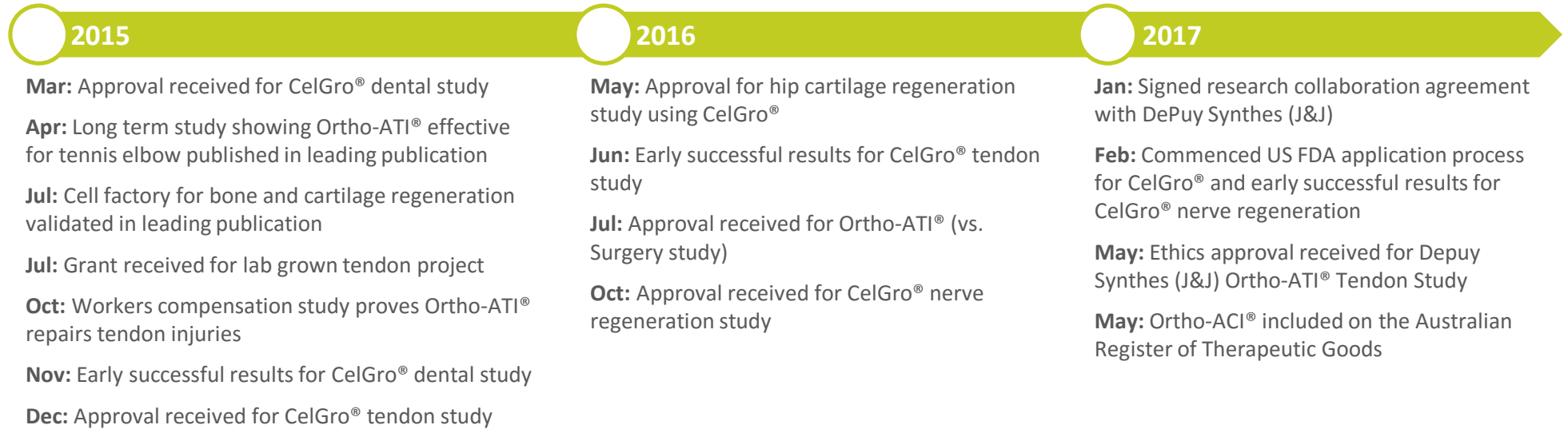
Historical development timeline

Orthocell is currently at a major inflection point as it accelerates the commercialisation of its key products that have more than 10 years of clinical development and product validation

Pre 2015

- ✓ Acquisition of key intellectual property
- ✓ Construction and accreditation of GMP laboratory facility
- ✓ Relevant ethics approvals received
- ✓ Granted TGA licence for manufacturing
- ✓ Patent granted for ATI manufacturing and Ortho-ATI®
- ✓ First royalties generated
- ✓ Listed on the ASX in Aug 2014

Key clinical milestones achieved



Since listing, Orthocell has received numerous patents for key products (Ortho-ATI®, CelGro® and 'Cell Factory') across key geographic markets (US, Canada, Europe, Australia, NZ, Singapore, China, HK)

Clinical development, product and technology validation and manufacturing optimisation

Execution of commercialisation strategy

Founders story

Founders have extensive commercial and scientific experience in regenerative medicine, having previously demonstrated success in developing, commercialising and exiting cell therapy products with Verigen Australia

Paul Anderson *Managing Director*

- **20+ years' experience** within the medical device and cellular therapy fields, with intimate knowledge of the regenerative medicine space
- 15+ years' experience in Board and CEO roles, including as **the former Managing Director and Executive Director of Verigen Australia, prior to its sale to Genzyme for US\$50m in 2005**
- Responsible for the **introduction of first-generation autologous chondrocyte implantation (ACI) treatments, establishing Verigen's manufacturing capabilities** and key business development
- Key expertise in the development of emerging medical technology business, including extensive experience in:
 - **Establishing GMP manufacturing facilities** for cell therapies
 - **Commercial scaling activities** for cell therapies and biological medical devices, including sales and marketing and business development activities
 - **Regulatory pathways** of key global markets, including USA, Europe and Asia

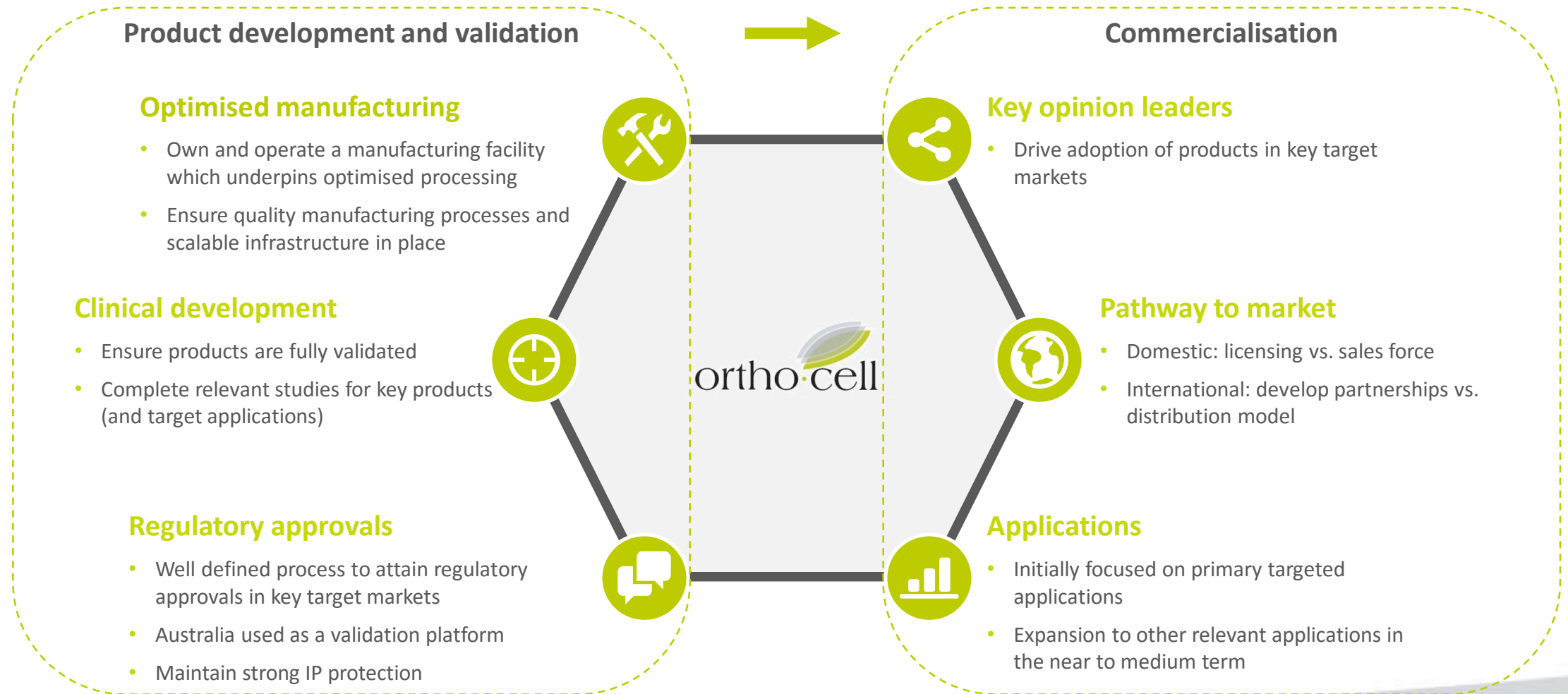
Professor Ming-Hao Zheng *Chief Scientific Officer*

- Pathologist and **inventor of the Orthocell's technologies** (Ortho-ATI® and CelGro®) bringing a strong track record of innovation with 15+ years of experience
 - Current Director of Research in the Department of Orthopaedic Surgery, School of Surgery and Pathology, University of Western Australia
- **Proven ability to transform research into clinical practice** – research focused on finding novel approaches in the treatment for osteoporosis, osteoarthritis and tendon injuries using cutting edge cellular and molecular biology techniques
 - Has **published over 150 papers and holds seven patents** in the field of Orthopaedics
- **Former CSO of Verigen Australia** and led the first TGA approval of the ACI therapy
 - Pivotal in establishing Verigen Australia's clinical GMP laboratory

Regenerative medicine in the musculoskeletal space is one of the most compelling unmet market opportunities, and Orthocell is focused on developing first-in-class solutions for a variety of soft tissue injuries

Orthocell strategy

Comprehensive strategy in place across key products to optimise shareholder value



Significant market opportunity

Orthocell is at the forefront of a large and growing market opportunity in regenerative medicine in the musculoskeletal space where the addressable market is estimated to be in excess of US\$10 billion p.a.

Key focus markets

Other addressable markets³

CelGro[®]
addressable
markets²

Dental¹

>US\$0.6bn

~1,500,000 procedures p.a.



Tendon (rotator cuff)¹

>US\$0.9bn

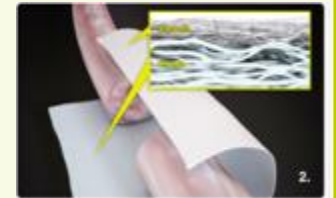
~460,000 procedures p.a.



Nerve¹

>US\$1.1bn

~700,000 procedures p.a.



Ortho-ATI[®]
addressable
markets

Tennis elbow³

>US\$4.3bn

~1,000,000 procedures p.a.



Rotator cuff³

>US\$2.4bn

~530,000 procedures p.a.



Other indications

>US\$1.0bn

Gluteal, Patellar, Hamstring & Achilles



Orthocell is focused on addressable markets estimated to be >US\$8bn with upside from further expansion into new markets, expansion of key products and development of other pipeline products

1. US, Japanese, European and Australian markets
 2. Analysis of addressable markets excludes the following CelGro[®] pipeline products including articular cartilage repair, ACL ligament replacement & general surgery
 3. US, Japanese, European, Australian and New Zealand markets

Key products and pipeline overview

Solutions for soft tissue injuries and age related loss of function for regeneration of bone, tendon, nerve and cartilage

Ortho-ATI®

Regeneration of tendons

Two stage, minimally invasive, walk-in & walk-out procedure



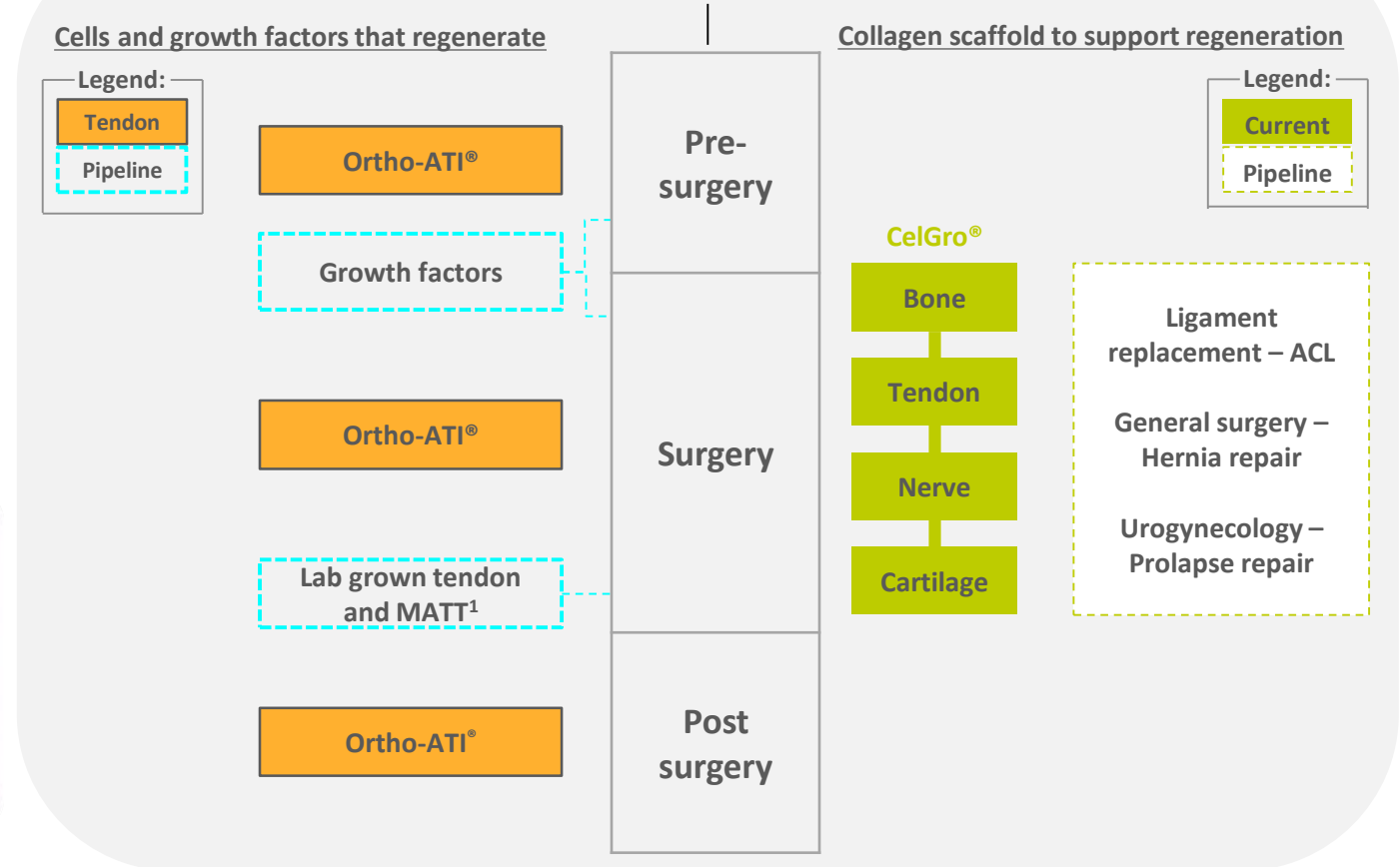
CelGro®

Tissue and bone repair

Off the shelf collagen scaffold to support soft tissue and bone repair










Soft tissue therapy continuum



1. MATT: a combination product of CelGro® seeded with cells

Key product portfolio

Diversified multi-product portfolio with exciting R&D development pipeline

Diversified health care	Products	Key focus	Applications	Stages of development			Upcoming Milestones	Comments
				Discovery	Pre-clinical	Clinical		
Pure collagen medical device	CelGro®	Biological medical device for soft tissue reconstruction & repair	Dental				4Q CY2017	CE Mark (EU) approval to allow for sales in 2018
			Orthopaedic: rotator cuff tendon, nerve & cartilage				1H CY2019	Leverage CE Mark dental approval for EU market entry Commence US approval process
			ACL ligament replacement				1H CY2018	In development, further pre-clinical animal studies to commence in 1H CY2018
Cell based therapies	Ortho-ATI®	Tendon regeneration	Tennis elbow, gluteal, patella, Achilles & rotator cuff				1H CY2018	Completion of recruitment to J&J Ortho-ATI trial
	Ortho-ACI®	Cartilage regeneration	Knee & ankle cartilage repair				2H CY2018	Optimise value opportunity through strategic partnerships in targeted regions
R&D pipeline		"Off-the shelf" tissue repair therapies	Growth factors				1H CY2018	In development, further pre-clinical animal studies to commence in 1H CY2018
		Allogenic tendon repair	Lab grown tendon				1H CY2018	In development, further pre-clinical animal studies to commence in 1H CY2018

Proven and logical clinical development strategy, grounded on an evidence-based translational programme to deliver cost effective treatments that transform patients lives

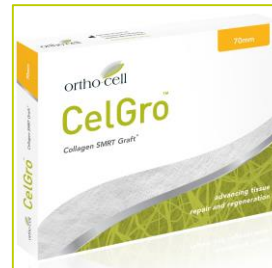
CelGro[®] - Product overview

A superior medical device designed for soft tissue repair, expected to be approved in the near-term for marketing and distribution within the European Union for dental applications


What is CelGro[®]

- CelGro[®] is a medical scaffold comprised entirely of natural collagen
 - Medical scaffolds are analogous to construction scaffolds in that they provide integral support to the soft tissue whilst its undergoes repair
- Collagen medical scaffolds are widely used to augment the surgical repair of soft tissue and bone
 - A key advantage of CelGro[®] over other scaffolds is that it integrates with the soft tissue under repair and also degrades at the same rate as the body heals
- Manufactured inhouse by Orthocell at a quality controlled (GMP) facility in Western Australia, using proprietary SMRT[™] tissue engineering process¹
- Submitted for regulatory approval (dental application)
 - Europe: CE Mark – approval expected in 4Q CY2017
 - US: FDA 510(k) – approval expected in 2H CY2018

CelGro[®] - a versatile collagen-based scaffold



CelGro[®]
Regenerative medicine scaffold



Existing Applications

Bone	Tendon	Neurological	Cartilage	Pipeline
Provide a barrier to allow bone growth during dental implant treatment	Augments surgical repair of the rotator cuff tendon in the shoulder	Provides a nerve conduit to augment the surgical repair of peripheral nerve injuries	Augment surgical repair of articular cartilage	Ligament replacement – e.g. ACL surgery
				General surgical – e.g. hernia repair
				Urogynaecological

CelGro® - Platform technology

CelGro® is a platform technology that supports tissue growth and enables rapid repair, it has demonstrated clinical efficacy and has a clear path to market across multiple applications

Multiple applications

Bone

e.g. Dental surgery



1. Defect Site

Insufficient bone volume to anchor the dental implant



2. Bone Graft

Defect site filled with bone grafting material



3. Apply CelGro®

Customised to size and placed over defect site to contain graft, 'guiding' bone regeneration



4. Implant Crown

Gum tissue stitched over CelGro® and Crown secured

Tendon

e.g. Orthopaedic surgery



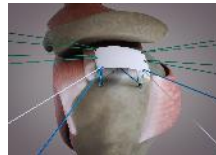
1. Tendon Tear

Tendon detached from bone and retracted at tear site



2. Preparation of Repair Site

Torn tendon trimmed and sutures anchored in healthy bone



3. Apply CelGro®

Customised to size and placed over repair site to promote tendon healing



4. Reattachment

Tendon and CelGro® secured in place with sutures

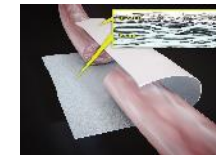
Neurological

e.g. Peripheral nerve repair



1. Peripheral Nerve Injury

Nerve severed and ends retracted into wound after traumatic injury to limb



2. Preparation of Repair Site

Nerve ends located and brought to repair site without tension



3. Microsurgical Repair with CelGro®

CelGro® secured around nerve ends, forming a sealed conduit



4. Nerve Healing


Conduit protects nerve ends and enhances regeneration

CelGro® - Key advantages

CelGro® boasts superior tissue repair qualities and can be customised to accommodate the specific needs of tissue repair in multiple applications, making it the best in class bioderived scaffold on the market



Orthocell's **proprietary SMRT™ manufacturing process** method produces collagen scaffolds with **numerous competitive advantages** over existing tissue repair scaffolds, particularly in the areas of **compatibility, tensile strength, promotion of quality tissue repair and versatility**

Key advantages	Dental		Tendon		Nerve			Comments
	Biogide®	BioMed Extend®	GraftJacket®	Tissuemend®	AxoGuard®	Nueroflex®		
Proven compatibility	✓	+/-	+/-	+/-	+/-	+/-	✓	SMRT™ process removes all DNA and other tissue components, collagen scaffold is biocompatible and naturally degrades after implantation at the same rate as the body heals
Strong mechanical properties	+/-	✓	✓	✓	✓	✓	✓	No cross-linking or artificial additives required to boost strength of intact collagen fibres. CelGro® is easy to use, ductile and very strong
Quality of tissue repair (Native bilayer structure)	✓	x	x	x	x	x	✓	Preservation of the natural collagen structure from the source material promotes healing and regeneration. CelGro® integrates with the soft tissue under repair leaving no remnant material to scar or cause inflammation
Versatile/customisable to multiple applications	x	x	x	x	x	x	✓	Easily customisable, with multiple applications and the ability to be used on its own in surgical repair, or in combination with stem cells and other drugs



Biogide® currently generates €50m p.a. in dental bone graft sales in the EU alone – CelGro® has been proven, through clinical studies, to produce superior bone regeneration

+/- No clinical data available to support characteristic required for optimal tissue repair

CelGro[®] - Pathway to market



Upon receipt of CE Mark approval for dental bone repair, CelGro[®] can be marketed and sold within the European Union while continuing to expand into other orthopaedic applications

Indicative commercialisation pathway (calendar year basis)

	3Q17	4Q17	1Q18	2Q18	2H18
Completion of clinical study in dental bone procedures	★				
CE Mark approval (dental)		★			
Dental distribution negotiations (EU, UK and other)			★		
US and Australia market authorisation (dental)					★
Completion of orthopaedic market entry studies					★
Strategic partnership discussions for orthopaedic applications					

★ Key milestones

Scalable technology platform with multiple applications

Multiple application	Stage of development	Upcoming milestones
Dental bone repair	Commercialisation	CE mark approval: 4Q CY2017
Cartilage applications	Clinical	Recruitment complete: 2Q CY2018
Tendon (rotator cuff)	Clinical	Interim results: 1Q CY2018 Recruitment complete: 2H CY2018
Nerve applications	Clinical	Recruitment complete: 2Q CY2018
ACL ligament replacement	Pre-clinical	ACL replacement in animals: 2Q CY2018

- Attaining CE Mark approval, for the initial application of CelGro[®] in dental bone applications, is a critical milestone as it validates the entire technology platform
 - Endorses the clinical performance of CelGro[®], quality of Orthocell’s manufacturing standards, and provides a strong foundation for regulatory approval in USA, Australia and Japan
 - Orthocell can leverage the dental CE Mark to get CelGro[®]’s **other orthopaedic applications to market, once clinical efficacy is established through comparative trials**
- Orthocell is actively engaging Brand Ambassadors and Key Opinion Leaders, who will be critical to drive mass market adoption
- Extensive validation already achieved to date:
 - Testimonial: Dr Brent Allan (Oral & Maxillofacial surgeon) – **“I prefer to use CelGro[®] over existing scaffolds... It’s easy to handle and enables a high quality tissue repair”**
- Currently in discussions with a number of potential strategic commercial partners for product licensing and distribution in both Europe and other regions

CelGro[®] - Development pathway

CelGro[®] as a medical device, has a clear development pathway to market which is subject to a faster and less costly regulatory approval process than what is faced by pharmaceutical products

Gaining regulatory approval for medical devices and CelGro[®]



- ✓ Expected to receive CE Mark in Europe for dental application in the **near term**
- ✓ CelGro[®] is classified as a medical device, and expected to **progress regulatory process more efficiently** than pharmaceutical products
- ✓ Only need to show CelGro[®] is **at least as safe and effective** than the predicate product

Orthocell's clinical development strategy is designed to increase the probability of achieving regulatory approvals, with significant levels of clinical validation achieved and optimised manufacturing capabilities in place

1. To attain a 510 (k) clearance, Orthocell must show that CelGro[®] is as at least as safe and effective (substantially equivalent) as the predicate product

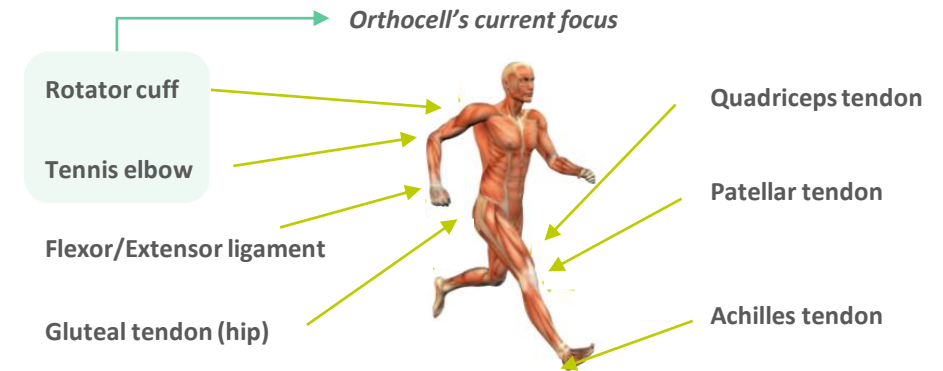
Ortho-ATI[®] - Product overview

Ortho-ATI[®] is a world leading breakthrough in regenerative medicine – a novel, stem cell therapy developed to treat chronic degenerative tendon injuries (tendinopathy/tendonitis), it can be utilised in both surgical and non-surgical applications

What is Ortho-ATI[®]

- Enables the accelerated regeneration of injured tendons, by replenishing degenerative tissue with healthy mature tendon cells (known as tenocytes)
- Safe and minimally invasive procedure for patients who fail to respond to conservative treatments (e.g. physiotherapy, Platelet Rich Plasma injection (PRP) or corticosteroids)
- Extensive clinical validation with **over 450 patient implants with Ortho-ATI[®] to date**
 - Published clinical data, up to 5 years post treatment, clearly demonstrating durability and efficacy as the leading tendon regeneration treatment
 - **Tennis elbow study:** 207.6% increase in grip strength (data to 4.5 years post treatment recently published in *American Journal Sports Medicine*)
 - **Gluteal tendon study:** 148.1% increase in quality of life (data to 2 years post treatment; recently submitted for publication)
- Manufactured inhouse at Orthocell's GMP-certified laboratory facility in Western Australia with TGA-approved quality systems
- **Collaboration agreement** established with DePuy Synthes Products, a subsidiary of the **global pharmaceutical company Johnson & Johnson** (NYSE:JNJ, market capitalisation: US\$354bn) to jointly develop the novel regenerative tendon treatment

Multiple tendon applications (common injuries)

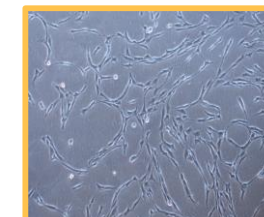


Two stage, minimally invasive, walk-in & walk-out procedure

1. Biopsy procedure
2. Tenocyte (cell) cultivation
3. Tenocyte (cell) implantation



Healthy tendon cells removed via minimally invasive procedure



Healthy cells grown at Orthocell's laboratory



Ultrasound guided implementation of healthy cells

← 4-5 week end-to-end process →

Ortho-ATI[®] - Key advantages (vs. traditional therapies)

Ortho-ATI[®] is the preferred therapy for degenerative tendon repair because it addresses the underlying pathology, is minimally invasive, cost effective with long term clinical data

Comparative advantages to traditional therapies

- **Traditional therapies** only address the symptoms of tendinopathy (pain, immobility and stiffness), thus have limited long-term efficacy
- **PRP**: associated with symptomatic relief, but has inconsistent outcomes and duration of effect is not long-lasting
- **Corticosteroids**: reduces pain but weakens tendon structure long term (especially if repeated)
- **Surgery**: invasive, expensive, requires lengthy rehabilitation and increases economic burden on the healthcare system; patients cannot return to work / sport for months after treatment
- **Rest, physiotherapy and injections**: ineffective in the degenerative injury phase (more suited to acute injury)

	Tenocytes (Ortho-ATI [®])	PRP	Corticosteroids	Surgery
Minimally invasive	✓	✓	✓	✗
Long term durability	✓	+/-	✗	+/-
Safe	✓	✓	+/-	+/-
Cost effective	✓	+/-	+/-	✗
Addresses underlying pathology	✓	✗	✗	✗

+/- No clinical data available to support characteristic required for optimal tissue repair

Ortho-ATI® - Key advantages (vs. stem cell technologies)



Ortho-ATI® is the only clinically proven stem cell therapy that addresses the underlying pathology of tendon damage facilitating tendon regeneration

Market positioning against alternative stem cell technologies

- **Stem cell therapies** aim to address the underlying cause of a disease/condition
 - Tenocytes (Ortho-ATI®) are the only clinically proven stem cell therapy that address the underlying cause of tendinopathy and repair the tendon
- Ortho-ATI® is significantly ahead of the competition and cannot be easily replicated
 - **Patent protected in major global jurisdictions**, including USA, China, Singapore, Hong Kong and New Zealand
 - **Optimised manufacturing** processes
 - **Extensive data** on purity, potency and identity of cell therapy

	Tenocytes (Ortho-ATI®)	Dermal fibroblasts	Embryonic stem cells	MSC (umbilical cord) ³	MSC (other ³)
Homologous ¹	✓	✗	✗	✗	✗
Autologous ²	✓	✓	✗	✗	✓
Proven efficacy	✓	?	?	?	?
Proven durability	✓	?	?	?	?
Commercially available	✓	✗	✗	✗	✗

1. Homologous: the treatment of a recipient's cells or tissues with cells that performs the same basic function or functions in the recipient as in the donor
 2. Autologous: undifferentiated treatment cells are obtained from the same injured individual into whom they are reimplanted as part of the treatment
 3. MSC: mesenchymal stem cells; 'Other' refers to MSC for blood, fat and bone marrow

Ortho-ATI® - Path to market

Market leading product with a validated pathway and attracting the attention of large global partners

- ✓ **Clinical validation** – Over 450 patient implants with Ortho-ATI®
- ✓ **Optimise manufacturing capability** – GMP-certified/TGA licensed facility
- ✓ **Treatment pathway validated** – Australian Key Opinion Leader network established and already referring patients for treatment
- ✓ **Establish a project partner** – Collaboration agreement with Johnson & Johnson (J&J)
- ✓ **Target prospective licensing partners and key opinion leaders**
- **Attain regulatory approval in key markets**

Indicative commercialisation pathway (calendar year basis)

	4Q17	1Q18	2Q18	2H18	1H19
Pre Investigation New Drug meeting with FDA		★			
Discussion on distribution / licensing agreements (AUS)	★				
J&J rotator cuff clinical trial recruitment			★		
Workers compensation study publication			★		
Ortho-ATI® vs. surgery trial recruitment				★	
J&J rotator cuff clinical trial interim results analysis				★	
Potential USA / Australian licensing agreement					★

★ Key milestones

- 
- ✓ Collaboration agreement signed in **January 2017**
 - ✓ **Co-funded study commenced in May 2017**, designed to support a US pivotal study
 - 30 patient, randomised, controlled study comparing Ortho-ATI® to corticosteroid injection for the treatment of rotator cuff tendinopathy
 - Trial led by Professor Allan Wang, President of Australian Elbow and Shoulder Society
 - ✓ Ortho-ATI® is a market leading therapy and would be highly complimentary to DePuy Synthes' comprehensive portfolio of orthopedic and neuro products, as well as musculoskeletal, reconstructive and therapeutic services

Targeting key global markets

- 
 - ✓ In advanced discussions with a potential Japanese distribution partner to leverage abridged approval process
- 
 - ✓ In advanced discussions with potential US & EU distribution partners
- 
 - ✓ Australia has been used as the platform for clinical validation
 - ✓ Small internal sales team; leverage other distribution partnerships

Ortho-ATI[®] - Development pathway

Orthocell is currently focused on completing current clinical studies and continuing strategic discussions

Ortho-ATI[®] development pathway

Stage	Purpose
Discovery / preclinical testing	<ul style="list-style-type: none"> ✓ Discovery of an unmet clinical need ✓ Completed preclinical testing
Clinical trials	<ul style="list-style-type: none"> ✓ Safety & tolerability ✓ Efficacy – comparison to existing market interventions <input type="checkbox"/> Pre-IND meeting with the FDA to confirm approval trial clinical requirements <input type="checkbox"/> Approval trial – in-country trial for US regulatory approval
Regulatory registration	<ul style="list-style-type: none"> <input type="checkbox"/> Regulatory approval (FDA and/or CE mark)
Monitoring	<ul style="list-style-type: none"> <input type="checkbox"/> Post market – monitoring of intervention effectiveness

Development pathway overview

- Ortho-ATI[®] is substantially **de-risked** from an evidence and manufacturing based perspective – Australia used as a validation platform
 - 6 key clinical studies completed and 5 years of post-treatment clinical data collected
- **Placebo controlled testing is not required** due to significant ethical issues in conducting a placebo treatment on patients at the end of the treatment spectrum
- Efficacy established through clinical trials followed by post market surveillance
- Post the current clinical trial being undertaken with J&J, Orthocell (and/or J&J) will complete a market entry designed study

The Orthocell and J&J collaboration significantly de-risks the development of Ortho-ATI[®]

Ortho-ACI[®] and R&D pipeline

Orthocell is undertaking a “capital light” approach to commercialising Ortho-ACI[®] and developing other pipeline products which represent exciting potential value upside within the regenerative medicine space

Orthocell’s foundation product Ortho-ACI[®]

Marketable cartilage repair and regeneration therapy

- 3rd generation product
- >380 patient implants to date
- Included on the Australian Register of Therapeutic Goods, enabling the commencement of the process for reimbursement
- Cost effective treatment with potential for multiple applications

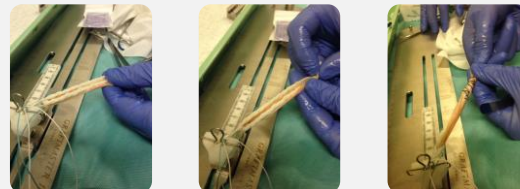


Ortho-ACI[®] procedure

Significant market opportunity CelGro[®] pipeline

Potential for innovative platform technology solutions

- **ACL ligament replacement:** commence clinical study; positive results from initial animal study (recently completed)
- **Other potential applications:** General surgery, Urogynaecological, Collagen powder (for bone void fillers)



ACL ligament replacement

Significant commercial appeal expected in “off the shelf” products Growth factors Lab grown tendons

Leverage existing knowledge towards human clinical trials

- Cell factory-derived tissue specific growth factors **to augment bone, cartilage and tendon repair**
- Part of successful **international collaboration**² – multiple animal studies completed and published
- “Cell Factory” **patents granted in key jurisdictions** (USA and Europe)



Lab grown tendon

Next generation product to complement Ortho-ATI[®]

- **Successfully manufactured** human tendon in a laboratory
- **Ongoing collaboration** with academic researchers¹ (received **ARC linkage grant**)
- Significant **unmet patient needs** and **multiple applications** (i.e. hand, shoulder and hamstring)



Growth factor samples

1. Successful collaboration with Griffith University; University of Western Australia; La Trobe University; and University of Auckland
2. Successful collaboration with Lund University (Sweden); University of Western Australia; Indian Institute of Technology Kanpur (India)

Upcoming catalysts

Significant operational milestones expected over the next year as Orthocell continues to develop its product portfolio

	2017	2018 onwards
CelGro®	<ul style="list-style-type: none"> CE Mark market authorisation for dental bone and soft tissue regeneration Dental study completion and publication submission Explore strategic partnerships and distribution opportunities (i.e. EU partner/distributor for dental application) 	<ul style="list-style-type: none"> Recognition of (dental) CE Mark in Hong Kong and Taiwan Complete other (dental) regulatory applications (i.e. US and Australia) Interim trial results for tendon, cartilage and nerve studies Commence market entry studies (dental, tendon and nerve) for US and Australia Progress regulatory applications for tendon and nerve in Europe, US and Australia Explore strategic partnerships and distribution opportunities
Ortho-ATI®	<ul style="list-style-type: none"> Advance US tendon and ligament regulatory process Explore commercialisation and distribution opportunities (US and Japan) 	<ul style="list-style-type: none"> Collaborative J&J rotator cuff study – interim results Ortho-ATI® vs. surgery for tennis elbow – interim results Publish worker compensation retrospective study Explore commercialisation and distribution opportunities (US and Japan) Progress key market regulatory approval submissions
Ortho-ACI®	<ul style="list-style-type: none"> Explore commercialisation and distribution opportunities (US and Japan) 	<ul style="list-style-type: none"> Explore commercialisation and distribution opportunities (US and Japan)

Appendix

Board of Directors, IP portfolio and further product slides



Board of Directors



Dr Stewart James Washer
Chairman

- 20 years' CEO and board experience in medical technology, biotech and agri-food companies
- Executive Director of Zeldia Therapeutics (ASX:ZLD) and Minomic International, Director of Cynata (ASX:CYP)
- Previous Board positions include Chairman of Hatchtech Pty Ltd that was sold in 2015 for A\$279m and was a Director of iCeutica that was sold to a US Pharma. He was also a Senator with Murdoch University and was a Director of AusBiotech Ltd

Commercialisation
IP management
Corporate



Paul Anderson
Managing Director

- 20 years' experience in medical device and cellular therapeutic fields, with intimate knowledge of regenerative medicine
- Expertise in commercialising emerging R&D technologies and in the establishment of GMP manufacturing facilities
- 15 years' experience in CEO and board roles, including as former MD of Verigen Australia, the developer of the 1st generation ACI treatment

Regenerative medicine
Regulatory and clinical
Manufacturing



Matthew Callahan
Non-Executive Director

- 20 years' legal, IP and investment management experience
- Developed 3 FDA approved products
- Founding CEO of iCeutica and Churchill Pharmaceuticals
- Investment Director at 2 venture capital firms
- Current Executive Director of Botanix Pharmaceuticals (ASX:BOT)
- Co-founding director of Orthocell and led initial VC investment

Corporate
Regulatory and clinical
IP and legal



Professor Lars Lidgren
Board Member

- Professor in Orthopaedics at the University Hospital of Lund
- Leads a productive regenerative medicine research group at the University Hospital of Lund
- Founded multiple biotechnology companies (Scandimed, Bone Support, AMeC and GWS)

Regenerative medicine
Research & development



Mr Qi Xiao Zhou
Board Member

- 15 years' experience in China as a senior business manager and executive
- General Manager of Shenzhen Lightning Digital Technology
- Experience within public markets of Hong Kong, China and Taiwan
- Business management and development experience in Asia

Corporate
Commercial

Executive Management Team

Professor M.H. Zheng Chief Scientific Officer

- Inventor of the Orthocell technology with a strong track record of innovation
- Director of Research in the Department of Orthopaedic Surgery at the University of WA
- Research focus on new treatment methods for osteoporosis, osteoarthritis and tendon injuries using cellular and molecular biology techniques
- Ph.D., Doctor of Medicine and Fellow of the Royal College of Pathologists

Alexander McHenry Chief Operating Officer

- Over 14 years of experience in corporate advisory and management consulting
- Background in the implementation of corporate transaction and business transformation initiatives
- Master of Business Administration from The University of Western Australia
- Former senior manager of the strategy and operations division of Deloitte, Perth WA

Nicole Telford Chief Financial Officer

- Chartered accountant with over 14 years' commercial experience in financial controller and group accountant roles
- Background of broad commercial experience in financial and management reporting, office administration and staff management
- Achieved professional qualifications whilst employed with Arthur Andersen in the audit division

Gregor Maier Sales & Marketing Director

- Over 14 years' commercial experience in the pharmaceutical and surgical industries having previously worked in the UK, EU, Malaysia and South Africa
- Oversaw successful launch of Ortho-ATI® and Ortho-AC® launch into Hong Kong, NZ and Singapore markets
- Wealth of senior management experience following key management roles in Malaysia and South Africa

Dr Clair Lee Clinical Research Manager

- Clinical research professional with over 17 years of experience in pharmaceutical and medical device clinical trials
- Specialist in translation of basic scientific research into clinical trial and regulatory application strategies
- Ph.D. in Cell Biology from the University of WA
- Former Program Manager and Faculty Member at Telethon Kids Institute, Perth WA

Monique Cannon Quality Director

- Background includes research in cellular development and differentiation, with significant experience in cell culture
- Previous role in the GMP-compliant manufacture of an autologous cell-based therapeutic product
- Over 14 years experience in coordination of qualification systems, quality system management, and significant regulatory experience (ISO, TGA, FDA)

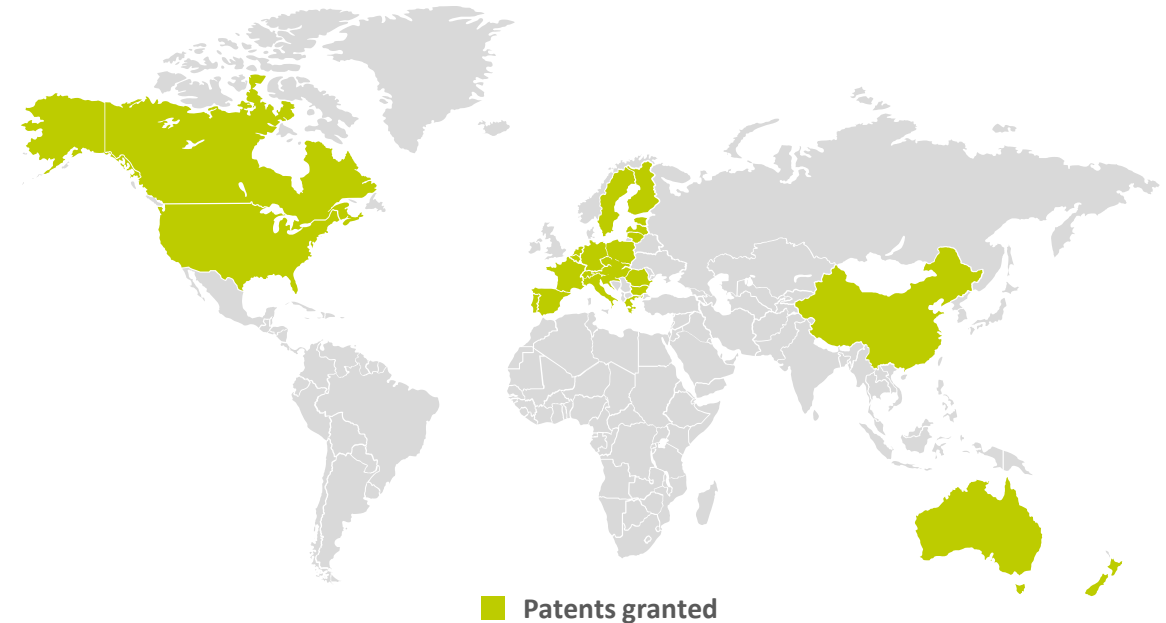
IP portfolio and strategy

Orthocell has protected its suite of development products through various patents granted across major jurisdictions, with further applications awaiting grant

Overview

- Orthocell is focused on maintaining patent protection for its leading manufacturing technologies and treatment processes
- Orthocell maintains an active program of patenting, with ownership of 27 granted patents across the Ortho-ATI®, Ortho-ACI® and CelGro® technologies, and related methods of treatment and manufacturing
 - Patents granted and applications also cover pipeline products such as the ‘Cell Factory’ technologies and ‘Sutureless Repair of Soft Tissue”
- Orthocell currently has 31 patent applications across 7 different patent families
- Patent protection is targeted at major jurisdictions across Australia, Asia, Europe and North America, which represent key regions where Orthocell is targeting regulatory approval

Patents granted in major global jurisdictions



CelGro[®] - Clinical trials completed & in progress

Orthocell's clinical development strategy is designed to increase the probability of achieving regulatory approvals, with significant levels of clinical validation achieved, and optimised manufacturing capabilities in place

Study ID	Description	No. of subjects	Treatment site	Duration (months)	Outcome Measures	Study status
CG-002	<i>Study of CelGro for dental guided bone regeneration around dental implants</i>	10	Dental	6	<ul style="list-style-type: none"> • Bone regeneration 	Unpublished
CG-004	<i>Study of CelGro to augment surgical repair of rotator cuff tendinopathy and tear</i>	30	Shoulder	12	<ul style="list-style-type: none"> • Improvement in pain and function of shoulder • Quality of life • Measurement of tendon healing by MRI 	Recruiting patients
CG-005	Treatment of hip cartilage defects with microfracture and CelGro	25	Hip	12	<ul style="list-style-type: none"> • Improvement in pain and function of hip • Return to sporting activities • Quality of life 	Recruiting patients
CG-006	Surgical repair of peripheral nerve injury with CelGro	20	Upper limb	24	<ul style="list-style-type: none"> • Improvement in pain and function of arm/hand • Recovery of nerve function (sensory and motor) • Quality of life 	Recruiting patients
CG-007	<i>Study of CelGro to augment arthroscopic repair of rotator cuff tendinopathy and tear</i>	30	Shoulder	12	<ul style="list-style-type: none"> • Improvement in pain and function of shoulder • Quality of life • Measurement of tendon healing by MRI 	Awaiting ethical approval

Ortho-ATI[®] - Clinical studies completed to date

Ortho-ATI[®] has been significantly de-risked from an evidence based perspective, with clinical efficacy having been demonstrated through numerous clinical trials

- **NOTE:** Patients involved in clinical trials had failed all other treatment alternatives (e.g. physiotherapy, at least 1 corticosteroid injection)

Study ID	Description	Implant site	Duration (months)	Avg. symptom duration (months)	Key outcomes	Publication status
ATI-001	Pilot study of Ortho-ATI [®] in severe, chronic, resistant lateral epicondylitis (<i>tennis elbow</i>)	Lateral epicondyle (elbow)	60	31	<ul style="list-style-type: none"> • MRI studies showed tendon regeneration at 12 months, sustained to 4.5 years • +207% in grip strength post treatment 	6 month data abstract 1 year data published 4.5 year data published
ATI-002	Pilot study of Ortho-ATI [®] in gluteal tendinopathy (<i>hips</i>)	Gluteal tendon (hip)	24	33	<ul style="list-style-type: none"> • Significant clinical improvement in pain and function scores at 24 months • No persistent complications from procedure • Substantial improvement in pain and function 	Published
ATI Case Study 1	Novel treatment for partial-thickness rotator cuff tear and tendinopathy in an elite athlete	Rotator cuff (shoulder)	10	12	<ul style="list-style-type: none"> • MRI studies showed complete resolution of tendon tear • Elite athlete was able to return to national-level competition after treatment 	Published
ATI Case Study 3	A novel treatment for recalcitrant patellar tendinopathy	Patellar tendon (knee)	9	10	<ul style="list-style-type: none"> • Patient able to return to heavy manual labour job after treatment • MRI scans taken at 6 months after treatment showed resolution of tendinopathy 	Unpublished
ATI Case Study 2	Treatment resistant tendinopathy of the patellar tendon	Patellar tendon (knee)	5	24	<ul style="list-style-type: none"> • Improvement in knee function and pain observed after 5 months • MRI studies at 5 months showed significant reduction in tendinopathy and size of tendon tear 	Unpublished
Retrospective Study	Ortho-ATI [®] for the treatment of compensating occupationally related later epicondylitis: A Retrospective Case Study	Lateral epicondyle (elbow)	Various	22	<ul style="list-style-type: none"> • ↓ pain in the affected limb by ~90% at rest and ~54% with usage at time of assessment • 88% of patients were able to return to work 	Unpublished

Ortho-ACI[®] - Product overview


Gold standard Autologous Chondrocyte Implantation which offers a customised approach to treat articulating cartilage defects

- Articular cartilage provides a smooth, lubricated surface for low friction movement of joints
- Defects in cartilage occurs through injury or wear and tear and leads to increasing joint pain and impaired mobility
- Unlike other tissues, cartilage fails to repair itself effectively
 - Ortho-ACI[®] leverages autologous and homologous cell therapy to regenerate cartilage
- Market for cartilage repair is large and growing
 - Approximately 900,000 people develop cartilage disease each year in the US alone
 - 60% of the 70,000 arthroscopies conducted in Australia are estimated to be due to localised loss of cartilage
- Over 380 patient implants have been treated with Ortho-ACI[®] to date in Australia, Hong Kong and Singapore
- Having already received Australian approval for manufacturing and marketing, a low capital approach will be used to commercialise Ortho-ACI[®] globally

Ortho-ACI[®] utilises a two-stage surgical process to treat symptomatic defects of articulating cartilage

1

Chondrocytes are isolated from healthy cartilage collected from each patient via a biopsy, cultured then loaded into CelGro[®] scaffolds in theatre



2

After debridement and cleaning of the cartilage defect site, scaffold is placed cell-side down over the defect and secured with fibrin glue



Rehabilitation occurs over 12 weeks, with patients able to return to sport after 6-12 months (patient dependent)

Ortho-ACI[®] - Market positioning

Ortho-ACI[®] has significant competitive advantages to 1st generation ACI techniques and other technologies for the repair and regeneration of articular cartilage

Evaluation Criteria	1st Generation ACI	3rd Generation Ortho-ACI [®]
Invasiveness of procedure	<ul style="list-style-type: none"> ✗ Requires a large surgical incision ✗ Periosteal flap harvested and sutured over defect to contain cells 	<ul style="list-style-type: none"> ✓ Delivered arthroscopically through a small incision ✓ Scaffold and cells combined
Control of cell density	<ul style="list-style-type: none"> ✗ Lack of control over cell quantity delivered to patient 	<ul style="list-style-type: none"> ✓ Customised per patient delivering a targeted cell quantity
Quality of outcome	<ul style="list-style-type: none"> ✗ Use of periosteal flap can lead to post operative complications 	<ul style="list-style-type: none"> ✓ Seeded collagen is proven as safe and well tolerated
Cost effectiveness	<ul style="list-style-type: none"> ✗ Long operation time and high current patient costs 	<ul style="list-style-type: none"> ✓ Reduces product wastage and cultivation time, minimising costs

Evaluation Criteria	Microfracture	3rd Generation Ortho-ACI [®]
Maintenance of subchondral bone integrity	<ul style="list-style-type: none"> ✗ Drills into bone to facilitate marrow stimulation which may lead to complications 	<ul style="list-style-type: none"> ✓ Maintains integrity of bone to deliver superior outcomes
Infill generated	<ul style="list-style-type: none"> ✗ Generates fibrocartilage infill 	<ul style="list-style-type: none"> ✓ Generates high quality hyaline cartilage
Suitability for lesions >2cm²	<ul style="list-style-type: none"> ✗ Not recommended for lesions >2cm² 	<ul style="list-style-type: none"> ✓ Gold standard for lesions >2cm²
Durability of repair	<ul style="list-style-type: none"> ✗ Less durability of repair 	<ul style="list-style-type: none"> ✓ Longer durability of repair

Disclaimer

This presentation prepared by Orthocell Ltd ("**Company**") does not constitute, or form part of, an offer to sell or the solicitation of an offer to subscribe for or buy any securities, nor the solicitation of any vote or approval in any jurisdiction, nor shall there be any sale, issue or transfer of the securities referred to in this presentation in any jurisdiction in contravention of applicable law. Persons needing advice should consult their stockbroker, bank manager, solicitor, accountant or other independent financial advisor.

This document is confidential and has been made available in confidence. It may not be reproduced, disclosed to third parties or made public in any way or used for any purpose other than in connection with the proposed investment opportunity without the express written permission of the Company.

This presentation should not be relied upon as a representation of any matter that an advisor or potential investor should consider in evaluating the Company. The Company and its related bodies corporate or any of its directors, agents, officers or employees do not make any representation or warranty, express or implied, as to the accuracy or completeness of any information, statements or representations contained in this presentation, and they do not accept any liability whatsoever (including in negligence) for any information, representation or statement made in or omitted from this presentation.

This document contains certain forward looking statements which involve known and unknown risks, delays and uncertainties not under the Company's control which may cause actual results, performance or achievements of the Company to be materially different from the results, performance or expectations implied by these forward looking statements. The Company makes no representation or warranty, express or implied, as to or endorsement of the accuracy or completeness of any information, statements or representations contained in this presentation with respect to the Company.

It is acknowledged that the Company will not undertake any obligation to release publicly any revisions or updates to these forward-looking statements to reflect events, circumstances or unanticipated events occurring after the date of this presentation except as required by law or by any appropriate regulatory authority.