



HUNTER HALL INTERNATIONAL LIMITED

ABN 43 059 300 426

29 November 2006

ASX Company Announcements Office
Australian Stock Exchange Limited
20 Bridge Street
Sydney NSW 2000

HUNTER HALL INTERNATIONAL LIMITED
Annual General Meeting
Chairman's Address

The Chairman, Peter Hall, made the following address at the Company AGM, held today 29 November 2006.

Yours sincerely,

A handwritten signature in black ink, appearing to read "Ouafaa Karim".

Ouafaa Karim
Company Secretary

HUNTER HALL INTERNATIONAL LIMITED
2006 ANNUAL GENERAL MEETING &
INVESTORS MEETING
CHAIRMAN'S ADDRESS

I would like to present my report to the company for the year to 30 June 2006 and update you as to subsequent progress and outlook.

After I have given an overview of the company's position David Buckland, Chief Executive of Hunter Hall Investment Management will give a more detailed report.

Following David's report all shareholders in the company will be welcome to ask any questions you may have of me or the other directors.

Overview

Hunter Hall has had a terrific year with excellent returns achieved for our investors, strong growth in funds under management and strong growth in profits and dividends.

Our investment and executive teams have been strengthened with some excellent new recruits and I have never seen our company working more productively and more happily. We have put in place an equity plan which we hope will have the effect of locking in our team to a long term commitment to a substantial growth of the value of our company.

We have made an excellent contribution to our community through our charitable giving programme which this year gave nearly \$1m to good causes and through our role as Principal Sponsor of the Sydney Film Festival.

Our vision is for Hunter Hall to become one of Australia's exemplary savings and investment institutions and I believe we are well on the way to achieving that goal.

Investment Performance

The foundation of the prosperity of our company is the performance of the investment funds we manage – these are the

Value Growth Trust, the Global Ethical Trust, the Australian Value Trust, the International Ethical Fund and the Listed Investment Company, Hunter Hall Global Value Limited.

Absolute returns for the year ranged from the good to the excellent for all funds. Relative performance was disappointing in the AVT and IEF but very good for our other internationally-focused funds.

Returns for the year to 30 June 2006 for the funds were:

	VGT	AVT	GET	IEF	GVL
Year to 30 June 2006	+30.1%	+17.9%	+31.5%	+15.1%	+ 25.5%
Benchmark	+24.2%	+24.2%	+20.0%	+16.9%	+ 20.0%
<i>Relative Performance</i>	5.9%	-6.3%	+11.5%	- 1.8%	+5.5%

One notable feature of our performance track record is that the Value Growth Trust has achieved a positive return in each of the last 11 years and has outperformed its benchmark in ten of those 11 years.

I am pleased to say that in the period since 30 June each of the five funds has achieved positive performance and each has outperformed its benchmark.

The Value Growth Trust has risen by 10.3% as compared with its benchmark which rose by 9.9%.

The AVT has risen by a very pleasing 19.6% as compared with its benchmark which has risen by 9.9%.

The GET has risen by 6.5% as compared with its benchmark which has risen by 4.2%.

The IEF has risen by 10.3% as compared with its benchmark which has risen by 8.3% over the four months to 31 October 2006, and the GVL, over the four months to 31 October 2006, has risen by 5.1% as compared with its benchmark which has risen by 4.0%.

	VGT	AVT	GET	IEF	GVL
5 Months to 27 November 2006	+10.3%	+19.6%	+6.5%	+10.3%*	+5.1% **
Benchmark	+9.9%	+9.9%	+4.2%	+ 8.3%*	+4.0%*
<i>Relative Performance</i>	+0.4%	+9.8%	+2.3%	+ 2.0%*	+1.1%*
Net Assets As at 27 November 2006	\$1,152m	\$112m	\$413m	\$18.38m**	\$306m**

* **Data** to 31 October 2006

** Pre Tax NTA as at 31 October 2006

*** Net Assets to 31 October 2006

The activities of the funds will be discussed in our Investors Meeting later on this afternoon.

Financial Performance

I assume that everyone has read our accounts and therefore we do not need to cover that ground in great detail, however I would like to recap on some of the salient features of our financial results to June 2006:

- after tax profits were \$12.668m, up 45% from the previous year's result of \$8.749m (Pre IFRS) or \$8.579m (Post IFRS).
- Fully franked dividends for the year totaled 47.5 cents per share. The previous year's dividends were 36.2 cents per share.
- Management fees of \$23.7m were 24% above the amount generated in the previous year (\$19.1m).
- Profit from Investment Management of \$14.535m was up \$2.679m or 23% on the \$11.856m earned in the previous year.
- Expenses at \$9.247m were \$1.847m, or 25% higher than for the previous year. This includes the AIFRS related non cash

employee option expense of \$0.45m and around \$0.3m of non-recurring items.

- Expenses (excluding the AIFRS related non cash option expense) as a proportion of Total Operating Revenue were steady at 37%.
- Investment and other income net of interest expense was \$46,000.
- We earned performance fees of \$3.527m, up from \$1.25m in the previous corresponding period.
- The amount available for donation to charitable purposes for this year is \$937,000, up 35% on the previous year figure of \$693,000. This brings the total amount donated by Hunter Hall shareholders to \$2.9m, since the establishment of the Hunter Hall Charitable Donations Scheme.

Our results for the four months to 31 October 2006 show pretax profits of \$5.64m, up 24% on the previous comparable period.

Our revenue from management fees for the four months was \$9.3 million which was 31% above the previous comparable period, and total expenses were \$3.8 million.

The after tax profits for the period to 31 October 2006 was \$4.55 million, 43% above the previous comparable period.

As a result of the improved relative performance of the Value Growth Trust and the Australian Value Trust the negative gross performance fee for the two Trusts decreased to \$19.08m as at 31 October 2006, a positive improvement of \$4.7m from the negative \$24.50m of the previous comparable period.

Partially offsetting this negative performance fee is the combined positive gross performance fee accruals of \$1.1m of the Global Ethical Trust, Global Value Limited portfolio and the IEF.

Our balance sheet is strong with cash at 31 October of \$10.8m.

Investment Management

Hunter Hall's strategy is to establish itself as one of the leading Australian-domiciled managers of international equities.

To that end we have built a great team of eight portfolio managers; four based in London and four based in Sydney and all utilizing a deep value investment strategy.

The team is organized in a system where each portfolio manager is responsible for a portion of each fund and fully accountable for his individual stock selection decisions.

I am pleased to say that, as evidenced by our continuing excellent investment returns, our system is working very well. However in the coming year we intend to further enhance the system by instituting more explicit processes of portfolio construction and risk control.

Equity Plan

As you will be aware on 22 September the shareholders of the company approved the establishment of the Portfolio Managers Equity Plan, the general premise of which is the transfer from me to certain key employees of 2.35 million Company shares (representing 20% of my holding), at a price of \$6 per share. The Plan will I believe secure the long term commitment of individuals of exceptional character and ability and will substantially increase the value of each Hunter Hall share over the long term.

The other component of the long term incentivisation programme is a Profit Share Plan. Under this plan 10% of any increment above pretax profits of 60c per share will be shared among members of the investment management team, according to their contribution to the performance of our investment funds.

Pretax profit is defined to exclude performance fees and gains or losses on investment activities. The commencement date of the scheme is 1 July 2006.

Business Development

Funds under management on 30 June 2006 at \$1.727 billion were \$395m or 30% higher than the figure at 30 June 2005. This growth in funds has been driven by continued growth from two of our three unit trusts, the Value Growth Trust ("VGT") and the Global Ethical Trust ("GET") which, together, increased in size by \$384m over the year.

We continued to suffer redemptions from the Australian Value Trust which reduced in size from \$168.1m to \$106m over the 12 month period to 30 June 2006. Since 30 June the AVT has stabilised, with funds increasing to \$112m, and its per unit value has increased by 19.6% since 30 June, a great performance. We remain confident that over time we will reverse the underperformance of this fund and return to a growth path.

Hunter Hall Global Value Limited Net Tangible Assets were \$264.6m compared to \$230.7m last year. Its undiluted pre-tax Net Tangible Asset Backing per share, after reinvestment of dividends, appreciated by 25.5%, out-performing its benchmark by 5.5%. Its audited pre-tax NTA at 30 June 2006 was \$289.5m or \$1.338 per share, while its after-tax NTA was \$269.1m or \$1.244 per share.

Last year I stated that the after tax net asset value of each Global Value share will need to increase towards \$1.30 in order to encourage the exercise of the options expiring in April 2007. I'm pleased to report that in the four months since 30 June 2006 the undiluted NTA has grown by 5.1% and was \$1.2771 at 31 October 2006, after tax and after the 2006 interim and final fully franked dividends of 2.7 and 1.6 cents per share.

The Hunter Hall International Ethical Fund (IEF) recorded a 15.1% return (in US\$) in the year to June 2006, out-performing its benchmark, the MSCI World Accumulation Net Return Index in US Dollars, by 1.8%. Since its inception in December 2002 the IEF has recorded a 21.3% compound annual return, out-performing its benchmark by 3.5% per annum.

Hunter Hall's investment of \$9.5m in the IEF in late October 2005, has appreciated in value to \$11.807m as at 30 June 2006, an unrealized gain of \$2.3m before tax.

The IEF transition to a new service provider for both custody and administration was successfully completed as at 29 September 2006. We continue to work on the Funds application for UCITS III (“Undertaking for Collective Investment in Transferable Securities”) – it is our intention to see this completed in the first quarter of calendar 2007.

The Hunter Hall Ethical Superannuation Fund (ESF) continues to grow steadily – it reached \$40m at June 2006 and has since increased to \$48m.

On my latest information Hunter Hall’s funds under management currently total over \$2.0 billion.

Outlook

As I stated in my update in September of this year, improving the relative performance of the Australian Value Trust continues to be of pressing importance.

I am pleased to say that the Australian Value Trust has continued to make very pleasing progress rising by **19.6%** in the period since 30 June 2006 as compared with the All Ordinaries Accumulation Index which rose by **9.9%** over the same period. This is excellent but we still have substantial relative underperformance to make up and this continues to be an urgent focus of our team.

The other Trusts together with the International Ethical Fund and Global Value Limited, which now represent a combined 94% of Hunter Hall’s funds under management, continue to perform well in the context of international markets.

Hunter Hall now has the infrastructure in place to significantly increase funds under management without greatly adding to our cost base. The new financial year has started well. Whilst it is always difficult to predict ‘Investment and other Income’ and ‘Performance Fees’, early indicators suggest that ‘Profits from Investment Management’ will continue growing in the year to 30 June 2007. Pre-tax Earnings per share of 60c is a feasible target.

I would like to close by thanking my colleagues at Hunter Hall for their tremendous efforts during the year and to our investors for their support.

David Buckland as usual has done a superb job and I will now ask him to give you some more detail on some of the areas I have touched on.


Peter Hall
Chairman
29 November 2006



Hunter Hall International Limited Annual General Meeting

Wednesday 29 November 2006

Hunter Hall International Limited



*Excellence in
Ethical Investing*

Sixth Annual General Meeting

David Buckland
Chief Executive Officer – HHIML

29 November 2006

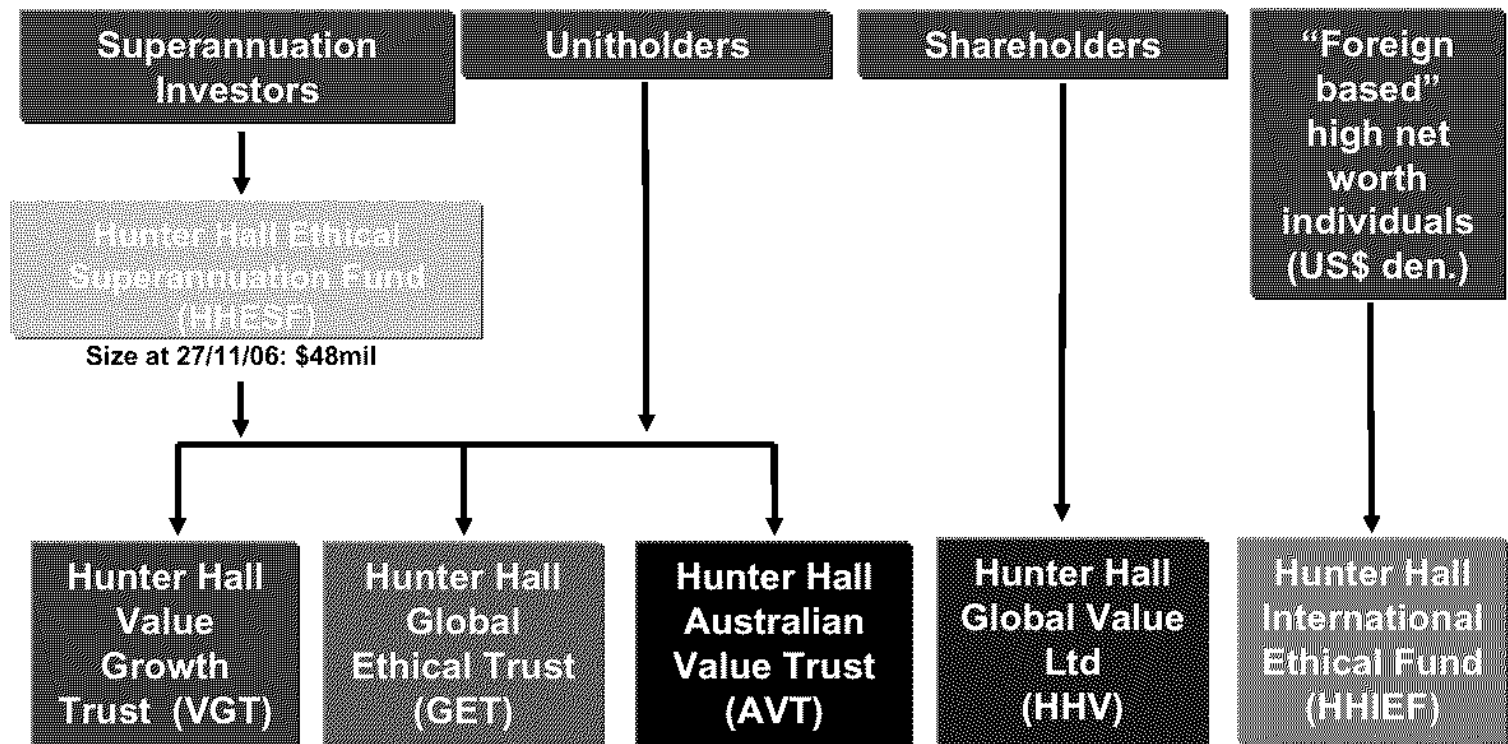


Agenda

Hunter Hall's Business Structure	3
Growth in Assets Under Management	4
Recent Returns and Net Inflows	5 - 6
Hunter Hall's Positioning	7 - 9
Profit from Investment Management	10
Objectives for Financial Year 2006/2007	11 - 13
Hunter Hall Charitable Giving Program	14 - 15



Hunter Hall's Business Structure 2006



	Hunter Hall Value Growth Trust (VGT)	Hunter Hall Global Ethical Trust (GET)	Hunter Hall Australian Value Trust (AVT)	Hunter Hall Global Value Ltd (HHV)	Hunter Hall International Ethical Fund (HHIEF)
Date of Inception	2 May 1994	29 November 2001	29 November 2001	19 March 2004	31 December 2002
Territory	Australia & International	International	Australia & New Zealand	Australia & International	Australia & International
A\$ FUM at 27/11/06	\$1,152m	\$413m	\$112m	\$306m ¹	\$19m
Compound Annual Return to 27/11/06					
Fund since inception	+ 19.4%	+ 12.8%	+ 16.8%	+ 15.9% ¹	+ 22.4%*
Benchmark since inception [^]	+ 12.3%	+ 0.8%	+ 15.2%	+ 12.9% ¹	+ 18.6%*

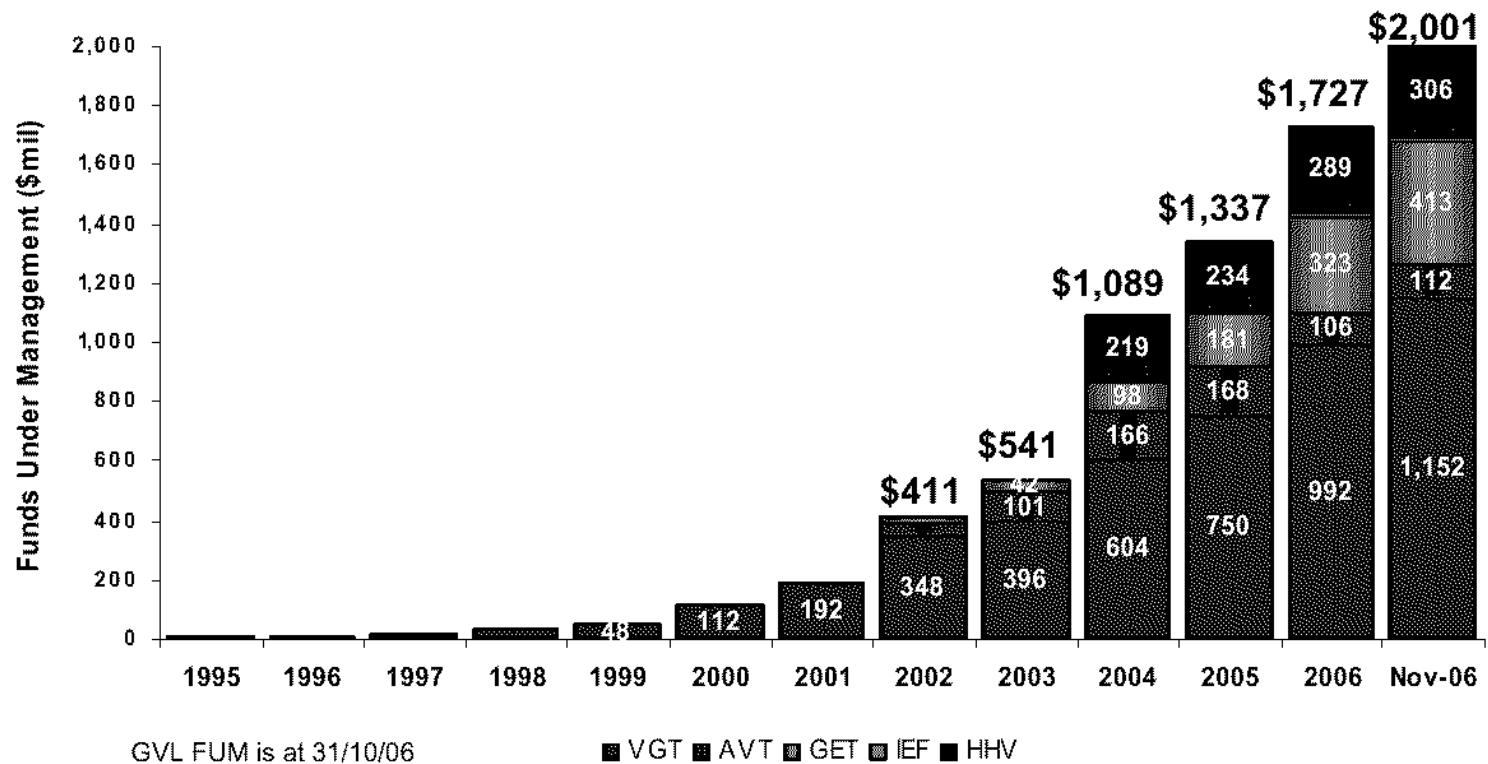
[^] Benchmark VGT and AVT = All Ordinaries Accumulation Index. Benchmark GET, HHV and IEF = MSCI World Total Return Index, Net Dividends Reinvested in A\$ (GET, HHV) and US\$ (IEF).

¹US\$ annualised returns to 31/10/06 ^{*}Pre-tax Net Tangible Assets to 31/10/06



Growth in Assets Under Management

At 27 November 2006, Hunter Hall had aggregate Funds Under Management of \$2,001m, up 36% year on year from \$1,474m.





Hunter Hall's Recent Returns

Trust (inception)	VGT (2/5/94)	AVT (29/11/01)	GET (29/11/01)	GVL (19/03/04)	IEF (31/12/02)
Financial Year					
Year to 30 June 2006	30.1%	17.9%	31.5%	25.5%	15.1%
Benchmark ^	24.2%	24.2%	20.0%	20.0%	16.9%
Relative Returns	5.9%	-6.3%	11.5%	5.5%	-1.8%
Since 30 June 2006					
21 weeks to 27 Nov '06	10.3%	19.6%	6.5%	5.1%¹	10.3%¹
Benchmark [^]	9.9%	9.9%	4.2%	4.0% ¹	8.3% ¹
Relative Returns	0.4%	9.8%	2.3%	1.1%¹	2.0%¹

^ Benchmark VGT and AVT = All Ordinaries Accumulation Index. Benchmark GET = MSCI World Total Return Index, Net Dividends Reinvested in A\$ ¹Year to 31/10/06

Source: Hunter Hall, Bloomberg



Hunter Hall's Net Inflows

Compared with Standard & Poor's Retail Managed Funds

	Year to June 2002	Year to June 2003	Year to June 2004	Year to June 2005	Year to June 2006
Industry Total Net Inflows (\$mil)	15,010	7,110	13,007	17,125	31,751
Hunter Hall Net Inflows (\$mil)	211	128	185*	171	84
Hunter Hall Market share of Net Inflows	1.4	1.8	1.4	1.0	0.3
<i>Hunter Hall Industry Ranking</i>	<i>15/68</i>	<i>22/66</i>	<i>19/69</i>	<i>22/71</i>	<i>31/72</i>

Source: Hunter Hall, Standard & Poor's

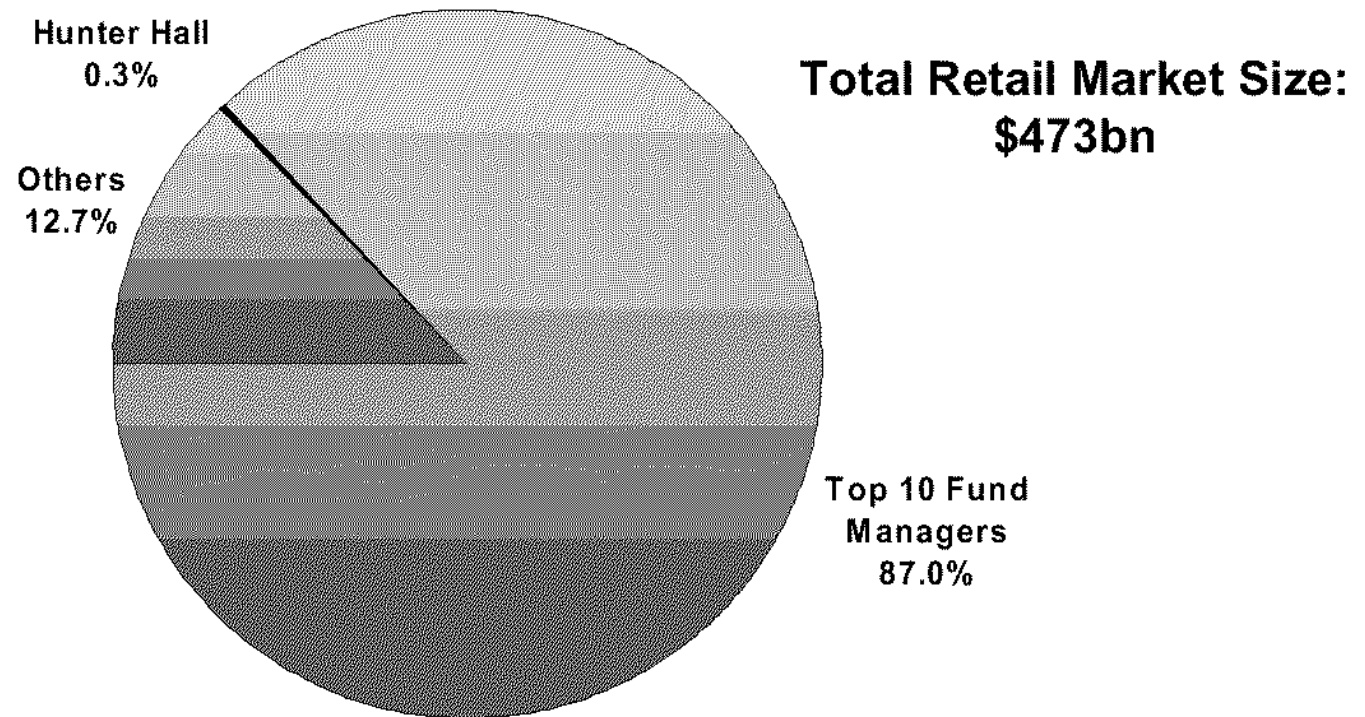
*This excludes \$220 million of gross inflow into Hunter Hall Global Value Limited

- For the year to June 2006, HH recorded Net Inflow of \$84m or 0.3% of Industry Inflow. This was attributable to \$79m net outflow from the AVT
- Year to June 2007 is shaping up as our best year ever with annualised net inflow (financial year to date) exceeding \$300 million



Hunter Hall's Positioning

Retail Managed Funds Industry Market Share in June 06



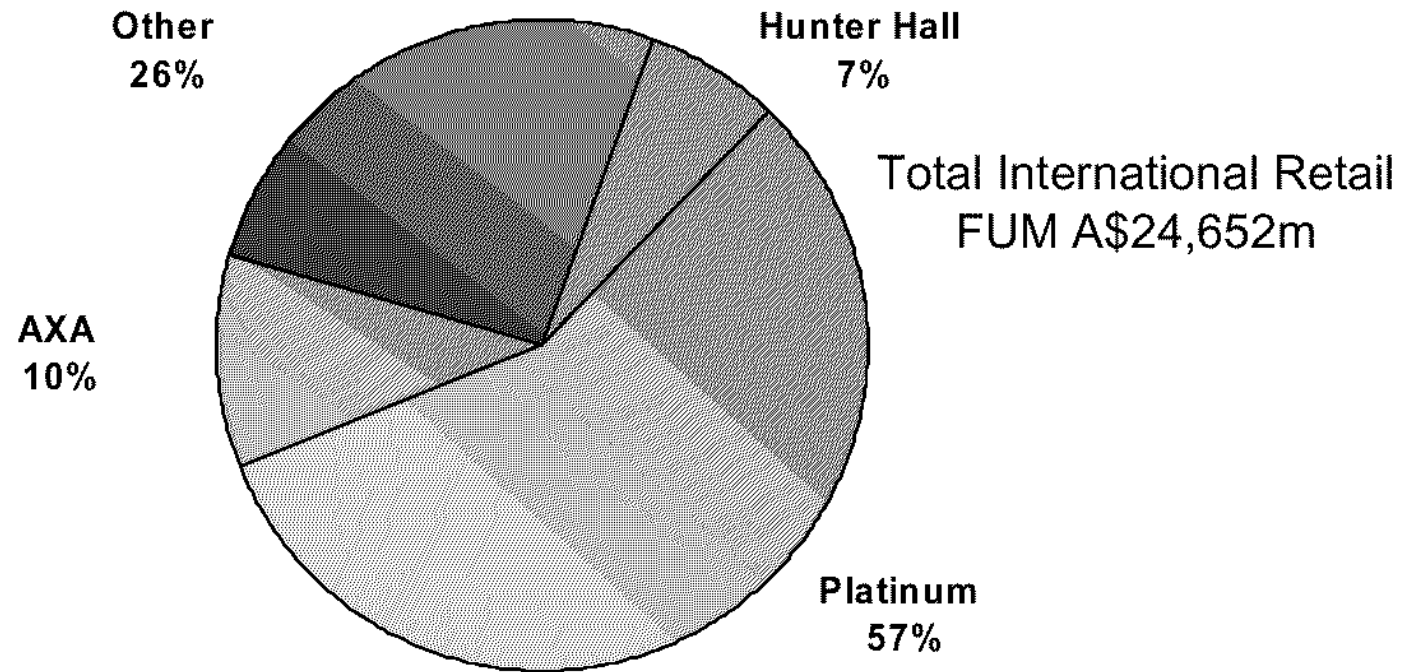
Including the HHGVL, Hunter Hall owns 0.37% of the Australian Retail Funds Market (\$1,727m at 30 June 06)

Source: Hunter Hall, Standard & Poor's



Hunter Hall's Positioning

International Equity Retail Total Funds Under Management
Market Share in June 06



Hunter Hall's international equities capabilities include; VGT, GET, GVL and IEF, and count for 7% of the Managed Investment International Equities – Retail Funds FUM at 30 June 2006

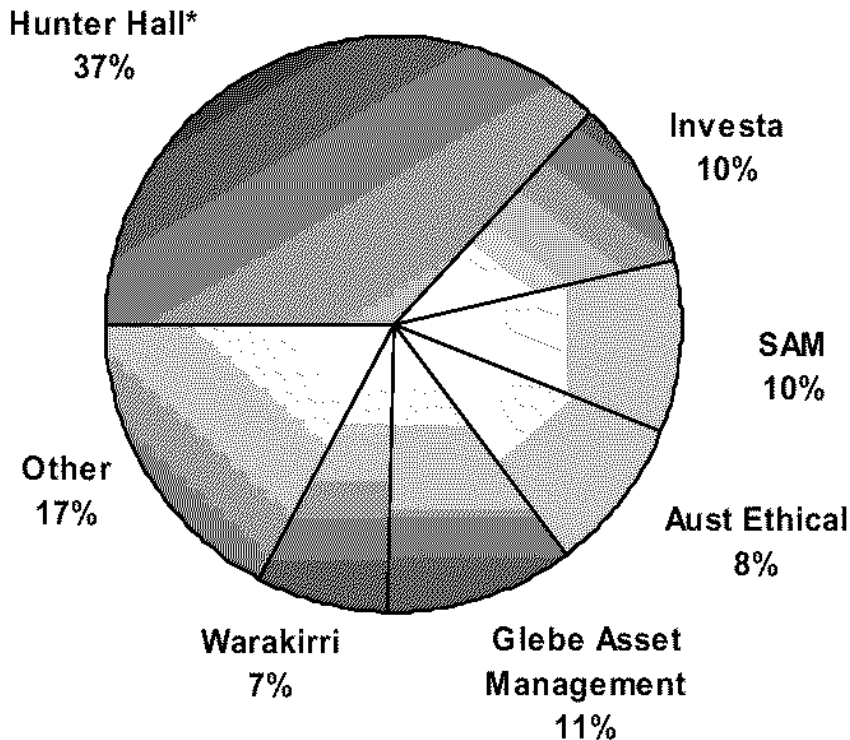
Source: Hunter Hall, Standard & Poor's



Hunter Hall's Positioning

Ethical Managed Fund Market

- Total size of \$4.8bn* in June 2006, up 20% year on year
- Hunter Hall no. 1 by factor of 3



Source: Ethical Investor Magazin Issue 56

Note: Superannuation funds that feed into existing trusts have been excluded to avoid double counting.

* FUM at 30 June 2006 including assets of Hunter Hall Global Value Limited

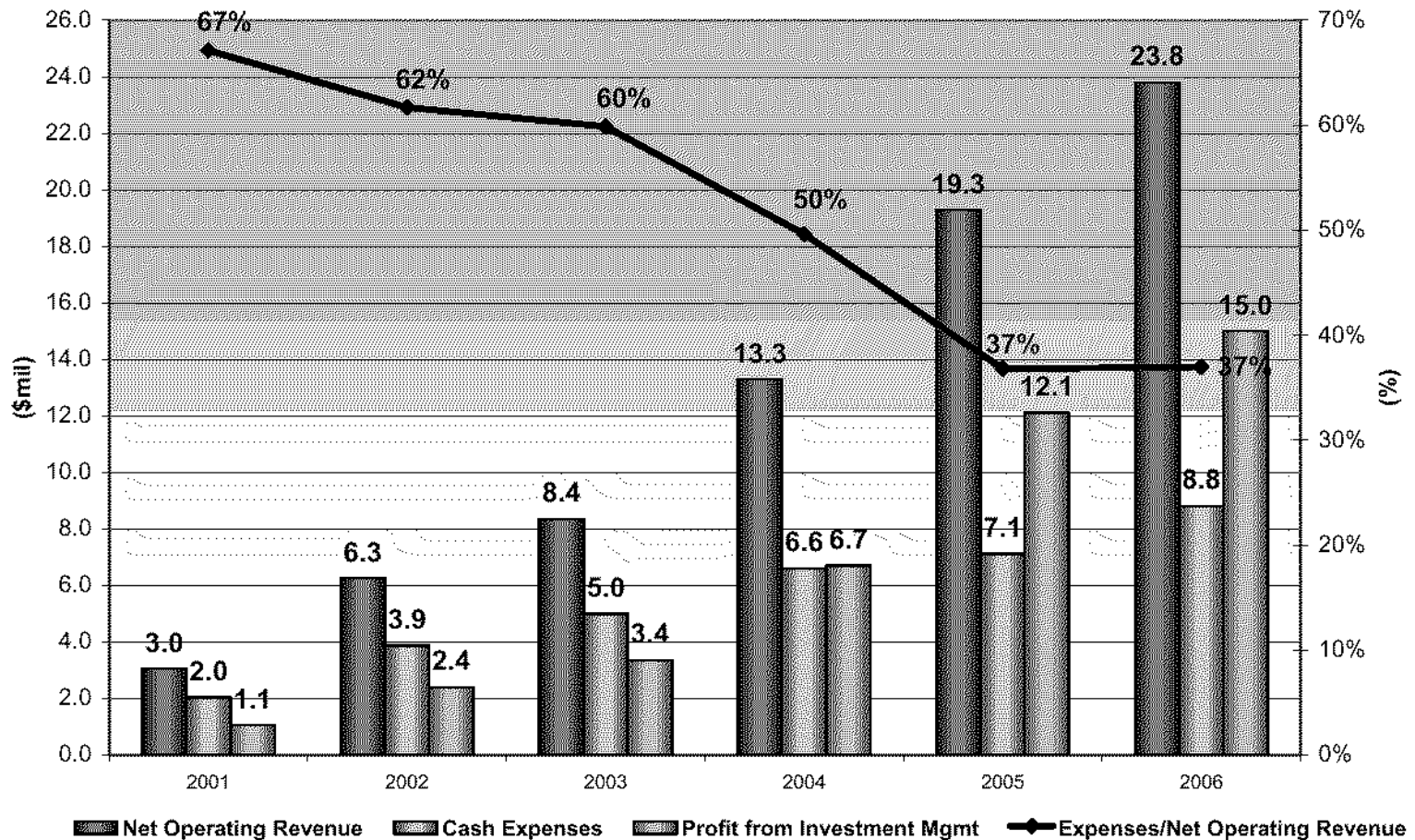


Profit from Investment Management

BEFORE OTHER INCOME, PERFORMANCE FEES AND CHARITABLE DONATIONS

Fiscal 2005/2006

- Net Operating Revenue up by 23% to \$23.8mil
- Expenses (excluding AIFRS non-cash) up by 24% to \$8.8mil
- Profit from Investment Management up by 23% to \$15.0mil
- The Expense to Net Operating Revenue ratio was steady at 37%



Objectives for Financial Year 2006/2007

- Grow investment returns for our Unitholders and Shareholders and continue to turnaround the AVT
- Greater brand recognition including improved support from Research Houses and Rating Agencies
- Ensure the \$200m of HHVO (exercisable at \$1.00 by 30 April 2007) are fully underwritten
- Successful launch of the Hunter Hall Global Deep Green Trust (GDG), an open ended unit trust
- Restructuring of HH International Ethical Fund (HHIEF) to attract growth in FUM
- Develop into a leading 'home grown' international equity manager and a premium quality investment institution

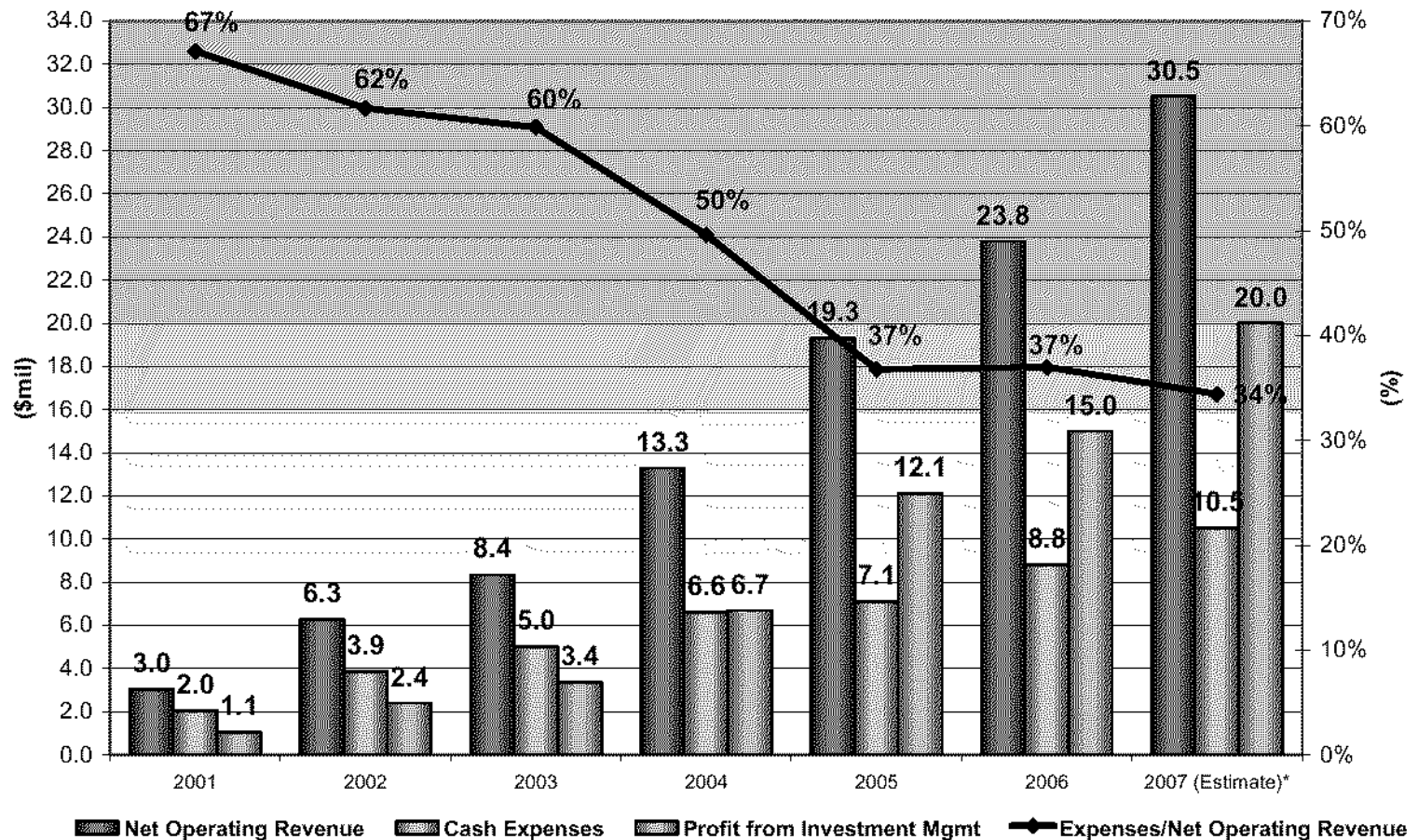



Profit from Investment Management

BEFORE OTHER INCOME, PERFORMANCE FEES AND CHARITABLE DONATIONS

Fiscal 2006/2007 Outlook

- Net Operating Revenue up by 28% to around \$30.5mil
- Expenses (excluding AIFRS non-cash) up by 19% to \$10.5mil
- Profit from Investment Management up by 33% to \$20.0mil
- The Expense to Net Operating Revenue ratio down to 34%





RECONCILIATION – CORE PROFIT FROM INVESTMENT MANAGEMENT

BEFORE OTHER INCOME, PERFORMANCE FEES AND CHARITABLE DONATIONS

Year to June \$000	2006 Actual	2007 Estimate	
Revenue from Investment Management	23,782	30,500	(+28%)
Core Expenses (before AIFRS non cash expenses)	8,798	10,500	(+19%)
Core Expenses/Revenue from Investment Management	37%	34%	
Core Pre-Tax Profit from Investment Management	14,985	20,000	(+33%)
Deduct AIFRS related non cash PM Share Plan and Option Expenses*	(451)	(1,900)	
AIFRS Pre-Tax Profit from Investment Management**	14,535	18,100	(+25%)

*see Note 24(a), page 61, 2006 Annual Report

**see Page 2 of 2006 Annual Report




Hunter Hall International Limited Charitable Giving Program

- Donations allocated by HHIL shareholders on a basis proportional to the number of shares owned.
- Funded by HHIL and not investors' assets managed by Hunter Hall Investment Management Ltd.

Year to June	(\$ '000)
2002	237
2003	178
2004	666
2005	833
2006	937
5 Years to June 2006	2,851



Some of the Charities Included in the Hunter Hall Charitable Giving Program




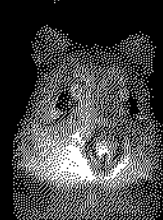
The Australian Literacy & Numeracy Foundation



Australian Cancer Research Foundation



The Fred Hollows Foundation





Disclaimer

Hunter Hall Investment Management Ltd, including its parent, subsidiaries and/or affiliates (“the Firm”), their staff or consultants or any individuals preparing this communication, may at any time have a position in securities or options of any of the companies mentioned in this communication. An employee or consultant of the Firm may be a director of a company mentioned in this communication.

Although the statements of fact in this communication have been obtained from and are based upon sources that the Firm believes to be reliable, we do not guarantee their accuracy, and any such information may be incomplete or condensed. All opinions and estimates included in this communication constitute the Firm’s judgement as of the date of this communication and are subject to change without notice.

This communication is for informational purposes only and is not intended as an offer or solicitation with respect to the purchase or sale of any security. This report does not take into account the investment objectives, financial situation or particular needs of any particular person. Investors should obtain individual financial advice based on their own particular circumstances before making an investment decision on the basis of the information in this report.

Initial applications for units can only be made on an Application Form attached to the current Product Disclosure Statement of the Hunter Hall Value Growth Trust, Hunter Hall Australian Value Trust and Hunter Hall Global Ethical Trust. Hunter Hall Investment Management Limited or any related entity does not guarantee the repayment of capital or any particular rate of return from the Trusts. Past performance is no guarantee of future performance. Investment returns have been calculated in accordance with normal industry practice utilising movements in unit price and assuming reinvestment of all distribution of income and realised profits.

© Hunter Hall International Ltd, 2006. All rights reserved. Any unauthorised use, duplication or disclosure is prohibited by law and will result in prosecution.