



PUMA Series 2024-2 Trust

Collateral Information

in respect of the Collection Period ended 31 March 2026

	At Issue	31 March 2026
Pool Size	\$ 1,474,291,008.72	\$ 974,093,081.57
% of Pool LMI Insured	0.00%	0.00%
Number of Loans	2,762	1,989
Average Current Balance	\$ 533,776.61	\$ 489,740.41
Maximum Current Balance	\$ 1,500,000.00	\$ 1,459,300.00
Current LVR > 80	0.00%	0.00%
Weighted Average Current LVR	58.9	56.2
Weighted Average Scheduled LVR	60.4	57.9
Weighted Average Rate of the Mortgage Pool	6.3	5.8
Weighted Average Seasoning (mth)	33	50
Weighted Average Remaining Term to Maturity	321.30	304.39

Ownership Type %	At Issue	31 March 2026
Owner Occupied	75.5%	75.8%
Investment	24.5%	24.2%
Total	100.0%	100.0%

Payment Type	At Issue	31 March 2026
Principal & Interest	85.8%	89.8%
Interest Only	14.2%	10.2%
Total	100.0%	100.0%

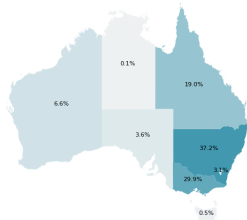
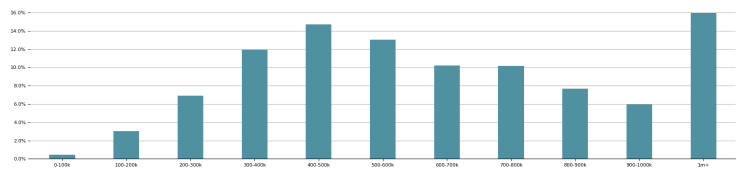
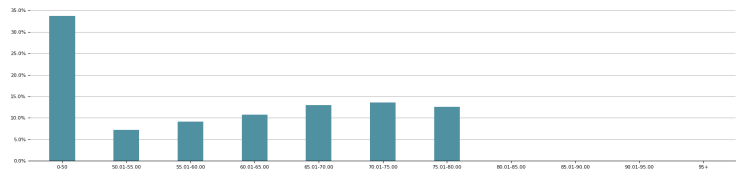
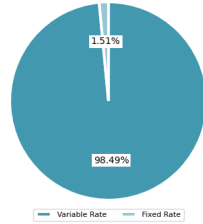
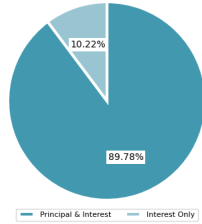
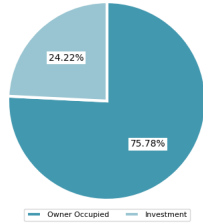
Loan Type (%)	At Issue	31 March 2026
Variable Rate	98.4%	98.5%
Fixed Rate	1.6%	1.5%
Total	100.0%	100.0%

Current LVR Bands (%)	At Issue	31 March 2026
0-50	29.0%	33.7%
50.01 - 55.00	6.7%	7.3%
55.01 - 60.00	9.3%	9.2%
60.01 - 65.00	10.0%	10.8%
65.01 - 70.00	12.4%	13.0%
70.01 - 75.00	14.0%	13.6%
75.01 - 80.00	18.6%	12.5%
80.01 - 85.00	0.0%	0.00%
85.01 - 90.00	0.0%	0.00%
90.01 - 95.00	0.0%	0.00%
95+	0.0%	0.00%
Total	100.0%	100.0%


Current Balance Bands (%)	At Issue	31 March 2026
0 - 100k	0.2%	0.4%
100 - 200k	2.2%	3.0%
200 - 300k	5.8%	6.9%
300 - 400k	10.4%	11.9%
400 - 500k	13.8%	14.7%
500 - 600k	12.7%	13.0%
600 - 700k	10.6%	10.2%
700 - 800k	10.1%	10.1%
800 - 900k	8.2%	7.7%
900 - 1000k	8.0%	6.0%
1000000+	17.8%	16.0%
Total	100.0%	100.0%

Geographic Distribution %	At Issue	31 March 2026
ACT	3.3%	3.1%
NSW	35.7%	37.2%
NT	0.1%	0.1%
QLD	20.3%	19.0%
SA	3.3%	3.6%
TAS	0.5%	0.5%
VIC	30.4%	29.9%
WA	6.5%	6.6%
Total	100.0%	100.0%

Geographic Breakdown	At Issue	31 March 2026
Inner City	0.7%	0.6%
Metro	89.5%	77.3%
Non Metro	9.8%	22.1%
Total	100.0%	100.0%



Delinquencies as a Percentage of Balance Outstanding	At Issue	31/03/2025	30/04/2025	31/05/2025	30/06/2025	31/07/2025	31/08/2025	30/09/2025	31/10/2025	30/11/2025	31/12/2025	31/01/2026	28/02/2026	31/03/2026
Month														
30 - 59 days	0.00%	0.16%	0.09%	0.04%	0.13%	0.04%	0.18%	0.21%	0.00%	0.07%	0.14%	0.11%	0.03%	0.25%
60 - 89 days	0.00%	0.00%	0.02%	0.00%	0.00%	0.00%	0.00%	0.07%	0.05%	0.00%	0.02%	0.05%	0.00%	0.00%
90 - 119 days	0.00%	0.00%	0.00%	0.00%	0.00%	0.00%	0.00%	0.00%	0.00%	0.00%	0.00%	0.00%	0.00%	0.00%
Greater than 120 days	0.00%	0.00%	0.00%	0.02%	0.02%	0.02%	0.02%	0.02%	0.10%	0.02%	0.02%	0.02%	0.02%	0.03%



Loss and Recovery Information	At Issue	31/03/2025	30/04/2025	31/05/2025	30/06/2025	31/07/2025	31/08/2025	30/09/2025	31/10/2025	30/11/2025	31/12/2025	31/01/2026	28/02/2026	31/03/2026
Cumulative loss on sale (amount)	\$ -	\$ 0.00	\$ 0.00	\$ 0.00	\$ 0.00	\$ 0.00	\$ 0.00	\$ 0.00	\$ 0.00	\$ 0.00	\$ 0.00	\$ 0.00	\$ 0.00	\$ 0.00
Cumulative loss on sale (no.)	-	\$ 0.00	\$ 0.00	\$ 0.00	\$ 0.00	\$ 0.00	\$ 0.00	\$ 0.00	\$ 0.00	\$ 0.00	\$ 0.00	\$ 0.00	\$ 0.00	\$ 0.00
Amount recovered from third party	\$ -	\$ 0.00	\$ 0.00	\$ 0.00	\$ 0.00	\$ 0.00	\$ 0.00	\$ 0.00	\$ 0.00	\$ 0.00	\$ 0.00	\$ 0.00	\$ 0.00	\$ 0.00
Net loss to the Trust	\$ -	\$ 0.00	\$ 0.00	\$ 0.00	\$ 0.00	\$ 0.00	\$ 0.00	\$ 0.00	\$ 0.00	\$ 0.00	\$ 0.00	\$ 0.00	\$ 0.00	\$ 0.00



CPR	At Issue	31/03/2025	30/04/2025	31/05/2025	30/06/2025	31/07/2025	31/08/2025	30/09/2025	31/10/2025	30/11/2025	31/12/2025	31/01/2026	28/02/2026	31/03/2026
CPR		20.03%	19.19%	18.11%	18.71%	29.84%	22.92%	25.72%	24.96%	28.15%	26.08%	19.37%	21.38%	26.50%

