



ABN 41 004 669 658

Suite G1/2 49 Melville Parade  
South Perth WA 6151  
Australia

PO Box 307  
West Perth WA 6872  
Australia

T 61 8 9474 2113  
F 61 8 9367 9386  
E [info@randmining.com.au](mailto:info@randmining.com.au)  
W [randmining.com.au](http://randmining.com.au)

January 27, 2010

The Listing Manager  
Australian Securities Exchange  
Level 4  
20 Bridge Street  
SYDNEY NSW 2000

## Quarterly Report for December 2009

### Highlights

- During the quarter, 27,782 tonnes of Raleigh ore were processed and 10,830 oz of gold and 2,264 oz of silver were credited to Rand and Tribune Bullion Accounts. (Rand's share is 25%)
- At the end of the quarter
  - approximately 9,900 tonnes of Raleigh ore at an estimated grade of 13.1 g/t remain as a Bed Blend Stockpile on the ROM pad at the Raleigh Mine (Rand's entitlement is 12.5%)
  - approximately 23,100 tonnes of Raleigh ore at an estimated grade of 12.9 g/t remains on the ROM pad at the Rubicon Mine (Rand's share is 25%)
  - approximately 45,700 tonnes of Raleigh ore at an estimated grade of 13.3 g/t remains on the ROM pad at the Greenfields Plant (Rand's share is 25%)
  - no gold was in transit between the Greenfields Plant and AGR (Rand's share is 25%)



## GEOLOGY AND MINING

### EAST KUNDANA JOINT VENTURE

#### Raleigh Underground Mine Production

Stope production from the 6202, 6136, 6119, 6102, 6085, 6067, 6051, 6034, 6017, 6000, 5983, 5966, 5949, 5932, 5915, 5881, 5864, 5847 and 5830 levels continued during the quarter.

Contained gold in stope development and stope ore mined during the quarter, estimated by grade control face chip sampling, is tabulated below:

<b>RALEIGH UNDERGROUND GRADE CONTROL ESTIMATES</b>			
Month	Tonnes	Grade	Ounces
	t	g/t	troy oz
October	28,405	13.6	12,413
November	23,434	14.4	10,860
December	24,811	14.4	11,482
<b>December 09 Q</b>	<b>76,649</b>	<b>14.1</b>	<b>34,756</b>
September 09 Q	95,486	13.0	40,051

#### Rand's Entitlements (12.5%)

<b>December 09 Q</b>	<b>9,581</b>	<b>14.1</b>	<b>4,344</b>
September 09 Q	11,936	13.0	5,006

Approximately 15,300 tonnes (wet) of the ore mined in December was hauled in December. Approximately 9,900 tonnes, remains as a Bed Blend Stockpile on the ROM pad at the Raleigh Mine and will be hauled in early January.

#### Raleigh Underground Mine Development

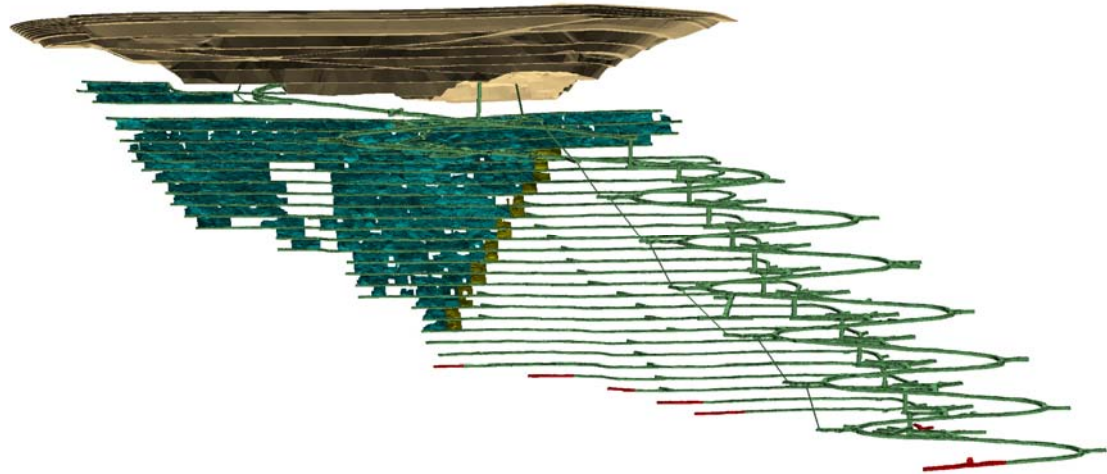
The Raleigh Underground Decline was extended to the 5678 m RL, 667 m from the surface.

Development progressed on the 5830, 5812, 5795, 5778, 5761, 5744 and 5722 levels.

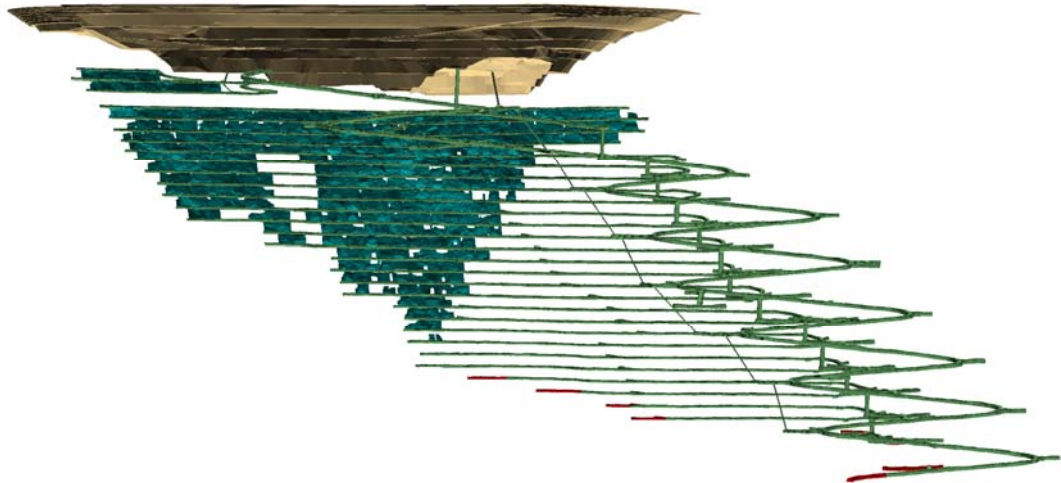
<b>RALEIGH UNDERGROUND DEVELOPMENT</b>					
Month	Capital		Operating		
	Decline (m)	Secondary (m)	Waste (m)	Ore (m)	Paste Fill (m)
October	84.0	50.2	153.4	193.7	40.0
November	49.5	88.8	133.6	167.2	40.0
December	36.6	77.3	118.8	171.0	40.0
<b>December 09 Q</b>	<b>170.1</b>	<b>216.3</b>	<b>405.8</b>	<b>531.9</b>	<b>120.0</b>
September 09 Q	214.9	246.1	291.1	769.5	144.0

The diagrams below show the status of the mine at the end of each month of the quarter.

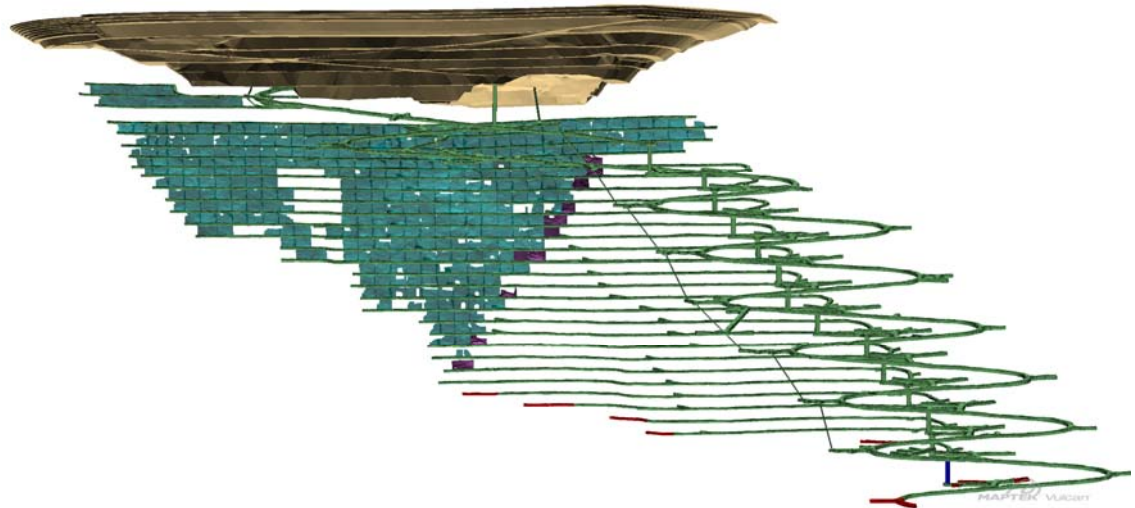
**October 09** Red indicates new development



**November 09** Red indicates new development



**December 09** Red indicates new development



Mine operating costs incurred during the December 2009 Quarter were \$173 per tonne mined or \$381 per ounce mined compared with the September 2009 Quarter cost of \$164 and \$390 respectively.

### **Toll Processing**

During the quarter, 34,400 tonnes (wet) of Raleigh ore were hauled to the Greenfields Plant. Because of a build-up of ore on the Greenfields ROM pad, 14,700 tonnes (wet) of Raleigh ore was hauled to the Rubicon ROM pad.

The twelfth toll treatment campaign at the Greenfields Plant, which started on November 1, 2009, finish on November 28, 2009. During the quarter, 27,782 tonnes of Raleigh ore were processed. At the end of the quarter, approximately 45,700 tonnes of Raleigh ore remains on the ROM pad at the Greenfields Plant.

The thirteenth toll treatment campaign at the Greenfields Plant is expected to start on February 15, 2010.

<b>Bullion accredited to RAND and TRIBUNE</b>			
<b>Quarter</b>	<b>Gold (oz)</b>	<b>Silver (oz)</b>	<b>Rand's share gold</b>
<b>December 09</b>	<b>10,830.640</b>	<b>2,264.500</b>	<b>2,707.659</b>
September 09	22,207.364	3,429.328	5,551.838

### **Resource Development**

Rand and Tribune are discussing commercial terms with a financial institution for the financing of the Rubicon Project.

### **EKJV Exploration**

The bulk of the Exploration Budget in the 09/10 Financial Year is committed to the Raleigh Deeps drilling program.

### **OTHER EXPLORATION**

#### **Seven Mile Hill Joint Venture (Rand's Interest 50%)**

Discussions to farm out the Seven Mile Hill tenements are continuing.

### **CORPORATE**

In September 2009, the Company announced that it proposes to make a 1 for 2 share rights issue to its shareholders. The purpose of the issue was to extinguish the debt to Tribune Resources. This was approved by shareholders in December 2009 and will be completed in the first quarter 2010.

# Appendix 5B

## Mining exploration entity quarterly report

Introduced 1/7/96. Origin: Appendix 8. Amended 1/7/97, 1/7/98, 30/9/2001.

Name of entity

Rand Mining NL

ABN

41 004 669 658

Quarter ended ("current quarter")

31 December 2009

### Consolidated statement of cash flows

	Current quarter \$A'000	Year to date (6 months) \$A'000
<b>Cash flows related to operating activities</b>		
1.1 Receipts from product sales and related debtors	4,165	7,975
1.2 Payments for (a) exploration and evaluation	(154)	(218)
(b) development	(773)	(1,209)
(c) production	(1,018)	(3,463)
(d) administration	(308)	(539)
1.3 Dividends received		
1.4 Interest and other items of a similar nature received	19	33
1.5 Interest and other costs of finance paid	(3)	(4)
1.6 Income taxes paid	(509)	(832)
1.7 Other (provide details if material)		
<b>Net Operating Cash Flows</b>	1,419	1,743
<b>Cash flows related to investing activities</b>		
1.8 Payment for purchases of: (a) prospects		
(b) equity investments		
(c) other fixed assets	(656)	(692)
1.9 Proceeds from sale of: (a) prospects		
(b) equity investments		
(c) other fixed assets		
1.10 Loans from other entities	200	200
1.11 Loans repaid to other entities		
1.12 Other		
<b>Net investing cash flows</b>	(456)	(492)
1.13 Total operating and investing cash flows (carried forward)	963	1,251

+ See chapter 19 for defined terms.

**Appendix 5B**  
**Mining exploration entity quarterly report**

1.13	Total operating and investing cash flows (brought forward)	963	1,251
	<b>Cash flows related to financing activities</b>		
1.14	Proceeds from issues of shares, options, etc.	25	25
1.15	Proceeds from sale of forfeited shares		
1.16	Proceeds from borrowings		
1.17	Repayment of borrowings		
1.18	Dividends paid		
1.19	Other (provide details if material)		
	<b>Net financing cash flows</b>	25	25
	<b>Net increase (decrease) in cash held</b>	988	1,276
1.20	Cash at beginning of quarter/year to date	2,646	2,358
1.21	Exchange rate adjustments		
1.22	<b>Cash at end of quarter</b>	3,634	3,634

**Payments to directors of the entity and associates of the directors**

**Payments to related entities of the entity and associates of the related entities**

		Current quarter \$A'000
1.23	Aggregate amount of payments to the parties included in item 1.2	(56)
1.24	Aggregate amount of loans received from parties included in item 1.10	200

1.25 Explanation necessary for an understanding of the transactions

Directors fees and superannuation (included in administration 1.2 (d)) (45)

Royalty payment (included in production 1.2 (c)) (11)

The aggregate amount of loans (item 1.10) received from specified parties are as follows:  
Tribune Resources NL 200

**Non-cash financing and investing activities**

2.1 Details of financing and investing transactions which have had a material effect on consolidated assets and liabilities but did not involve cash flows

In January 2006, Tribune Resources NL loaned the Company 4,000 ounces of gold bullion. At the end of the quarter the Company had nil ounces of this gold bullion still on hand. Nil ounces are available to Rand Mining NL for future drawdown. Repayment of this loan is subject to shareholders' approval. This facility is the subject of a rights issue (fully underwritten) and the proceeds from the rights issue will be used to extinguish the debt facility.

On 2<sup>nd</sup> December 2009, Rand Mining NL acquired a wholly owned subsidiary – Onslow Resources Ltd.

2.2 Details of outlays made by other entities to establish or increase their share in projects in which the reporting entity has an interest

Not applicable

+ See chapter 19 for defined terms.

**Financing facilities available**

*Add notes as necessary for an understanding of the position.*

	Amount available \$A'000	Amount used \$A'000
3.1 Loan facilities	Nil	Nil
3.2 Credit standby arrangements		
	\$A'000	
Loan principle outstanding	Nil	

**Estimated cash outflows for next quarter**

	\$A'000
4.1 Exploration and evaluation	200
4.2 Development	800
<b>Total</b>	<b>1,000</b>

**Reconciliation of cash**

Reconciliation of cash at the end of the quarter (as shown in the consolidated statement of cash flows) to the related items in the accounts is as follows.	Current quarter \$A'000	Previous quarter \$A'000
5.1 Cash on hand and at bank	3,501	2,513
5.2 Deposits at call – Performance Bonds	133	133
5.3 Bank overdraft		
5.4 Other		
<b>Total: cash at end of quarter (item 1.22)</b>	<b>3,634</b>	<b>2,646</b>

**Changes in interests in mining tenements**

	Tenement reference	Nature of interest (note (2))	Interest at beginning of quarter	Interest at end of quarter
6.1	Interests in mining tenements relinquished, reduced or lapsed			
6.2	Interests in mining tenements acquired or increased			

+ See chapter 19 for defined terms.

**Appendix 5B**  
**Mining exploration entity quarterly report**

**Issued and quoted securities at end of current quarter**

*Description includes rate of interest and any redemption or conversion rights together with prices and dates.*

	Total number	Number quoted	Issue price per security (see note 3) (cents)	Amount paid up per security (see note 3) (cents)
7.1 <b>Preference +securities</b> <i>(description)</i>				
7.2 Changes during quarter (a) Increases through issues (b) Decreases through returns of capital, buy-backs, redemptions				
7.3 <b>+Ordinary securities</b>	40,560,813	40,560,813		
7.4 Changes during quarter (a) Increases through issues (b) Decreases through returns of capital, buy-backs				
7.5 <b>+Convertible debt securities</b> <i>(description)</i>				
7.6 Changes during quarter (a) Increases through issues (b) Decreases through securities matured, converted				
7.7 <b>Options</b> <i>(description and conversion factor)</i>	500,000 4,000,000		<i>Exercise price</i> \$1.00 \$0.60	<i>Expiry date</i> 1 <sup>st</sup> October 2010 26 <sup>th</sup> October 2012
7.8 Issued during quarter				
7.9 Exercised during quarter				
7.10 Expired during quarter				
7.11 <b>Debentures</b> <i>(totals only)</i>				
7.12 <b>Unsecured notes</b> <i>(totals only)</i>				

+ See chapter 19 for defined terms.

## Compliance statement

- 1 This statement has been prepared under accounting policies which comply with accounting standards as defined in the Corporations Act or other standards acceptable to ASX (see note 4).
- 2 This statement does give a true and fair view of the matters disclosed.

Sign here:

  
.....  
(Director)

Date: 27 January 2010

Print name: Anthony Billis

## Notes

- 1 The quarterly report provides a basis for informing the market how the entity's activities have been financed for the past quarter and the effect on its cash position. An entity wanting to disclose additional information is encouraged to do so, in a note or notes attached to this report.
- 2 The "Nature of interest" (items 6.1 and 6.2) includes options in respect of interests in mining tenements acquired, exercised or lapsed during the reporting period. If the entity is involved in a joint venture agreement and there are conditions precedent which will change its percentage interest in a mining tenement, it should disclose the change of percentage interest and conditions precedent in the list required for items 6.1 and 6.2.
- 3 **Issued and quoted securities** The issue price and amount paid up is not required in items 7.1 and 7.3 for fully paid securities.
- 4 The definitions in, and provisions of, *AASB 1022: Accounting for Extractive Industries* and *AASB 1026: Statement of Cash Flows* apply to this report.
- 5 **Accounting Standards** ASX will accept, for example, the use of International Accounting Standards for foreign entities. If the standards used do not address a topic, the Australian standard on that topic (if any) must be complied with.

== == == == ==