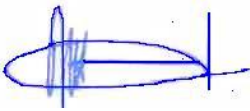




Presentation to Denver Gold Forum

Attached is a presentation by Tim Lehany, Managing Director and CEO, to the Denver Gold Forum in Colorado, USA, to be delivered on Wednesday 25 September.



Ross Kennedy
Executive General Manager Corporate Services
Company Secretary

24th Denver Gold Forum
St Barbara – Australia/Pacific Gold Producer & Explorer



This presentation has been prepared by St Barbara Limited ("the Company"). The material contained in this presentation is for information purposes only. This presentation is not an offer or invitation for subscription or purchase of, or a recommendation in relation to, securities in the Company and neither this presentation nor anything contained in it shall form the basis of any contract or commitment. This presentation is not a financial product or investment advice. It does not take into account the investment objectives, financial situation or particular needs of any investor. Before making an investment in the Company, an investor or prospective investor should read this document in its entirety, consider whether such an investment is appropriate to their particular investment needs, objectives and financial circumstances, seek legal and taxation advice appropriate to their jurisdiction and consult a financial adviser if necessary. The Company is not licensed to provide financial product advice in respect of the Company's securities.

This presentation may contain forward-looking statements that are subject to risk factors associated with exploring for, developing, mining, processing and sale of gold. Forward-looking statements include those containing such words as anticipate, estimates, forecasts, should, will, expects, plans or similar expressions. Such forward-looking statements are not guarantees of future performance and involve known and unknown risks, uncertainties, assumptions and other important factors, many of which are beyond the control of the Company. It is believed that the expectations reflected in these statements are reasonable but they may be affected by a range of variables and changes in underlying assumptions which could cause actual results or trends to differ materially. Nothing in this document is a promise or representation as to the future. Actual results may vary from the information in this presentation and any variation may be material. Past performance is not an indication of future performance. Statements or assumptions in this presentation as to future matters may prove to be incorrect and any differences may be material. The Company does not make any representation or warranty as to the accuracy of such statements or assumptions.

Investors are cautioned not to place undue reliance on such statements.

This presentation has been prepared by the Company based on information available to it and has not been independently verified. No representation or warranty, express or implied, is made as to the fairness, accuracy, completeness or correctness of the information, opinions and conclusions contained in this presentation. To the maximum extent permitted by law, none of the Company or its subsidiaries or affiliates or the directors, employees, agents, representatives or advisers of any such party, nor any other person accepts any liability for any loss arising from the use of this presentation or its contents or otherwise arising in connection with it, including without limitation, any liability arising from fault or negligence on the part of the Company or its subsidiaries or affiliates or the directors, employees, agents, representatives or advisers of any such party.

The Company estimates its Ore Reserves and Mineral Resources in accordance with The Australasian Code for Reporting of Exploration Results, Mineral Resources and Ore Reserves 2012 Edition ("JORC Code"), which governs such disclosures by companies listed on the Australian Securities Exchange. The JORC Code differs in several significant respects from Industry Guide 7 of the US Securities and Exchange Commission ("SEC"), which governs disclosures of mineral reserves in registration statements and reports filed with the SEC. In particular, Industry Guide 7 does not recognise classifications other than Proved and Probable Reserves, and the SEC does not permit mining companies to disclose Mineral Resources in SEC filings.

Financial figures are in Australian dollars unless otherwise stated.

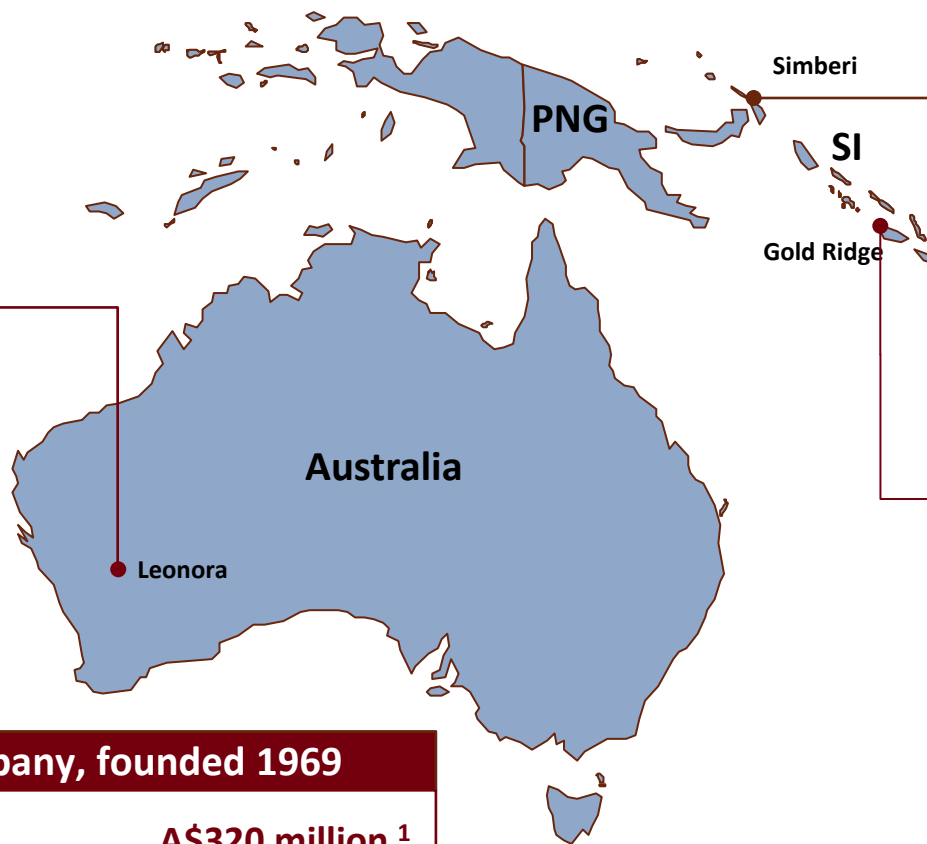
The Company's fiscal year runs from 1 July to 30 June.

As at 19 Sep 2013, AUD \$1.00 = USD \$0.95, USD \$1.00 = AUD \$1.05

- > Strongly performing Australian Operations
 - > Gwalia & King of the Hills, WA
- > Significant growth potential Pacific Operations
 - > Simberi, Papua New Guinea
 - > Gold Ridge, Solomon Islands
- > Exploration focus to leverage value from Operations
- > Capital structure and finance in place to deliver strategy
- > FY 14 Guidance
- > What distinguishes St Barbara
- > Appendices



Diversified Australia-Pacific gold producer - established operations in three countries



Leonora

- > Two underground mines:
 - > Gwalia Mine
FY14F production:
180 - 195 koz
 - > King of the Hills Mine
FY14F production:
55-60 koz

Simberi

- > Low strip open pit mine
- > FY14F production:
85 - 100 koz
- > Near mine targets for
exploration

Gold Ridge

- > Low strip open pit mine
- > FY14F production:
75 - 90 koz
- > Near mine targets for
exploration

ASX Top 200 Company, founded 1969

Market cap	A\$320 million ¹
Shares on issue	488 million ¹
FY14F Gold production	395 – 445 koz
Ore Reserves 30 June 2013	5.2 Moz ²
Mineral Resources 30 June 2013	13.2 Moz ²

1. Source: IRESS, 19 Sep 2013 @ \$0.655
 2. Refer ASX announcement released 22 August 2013 titled 'Ore Reserves and Mineral Resources Statements 30 June 2013'.

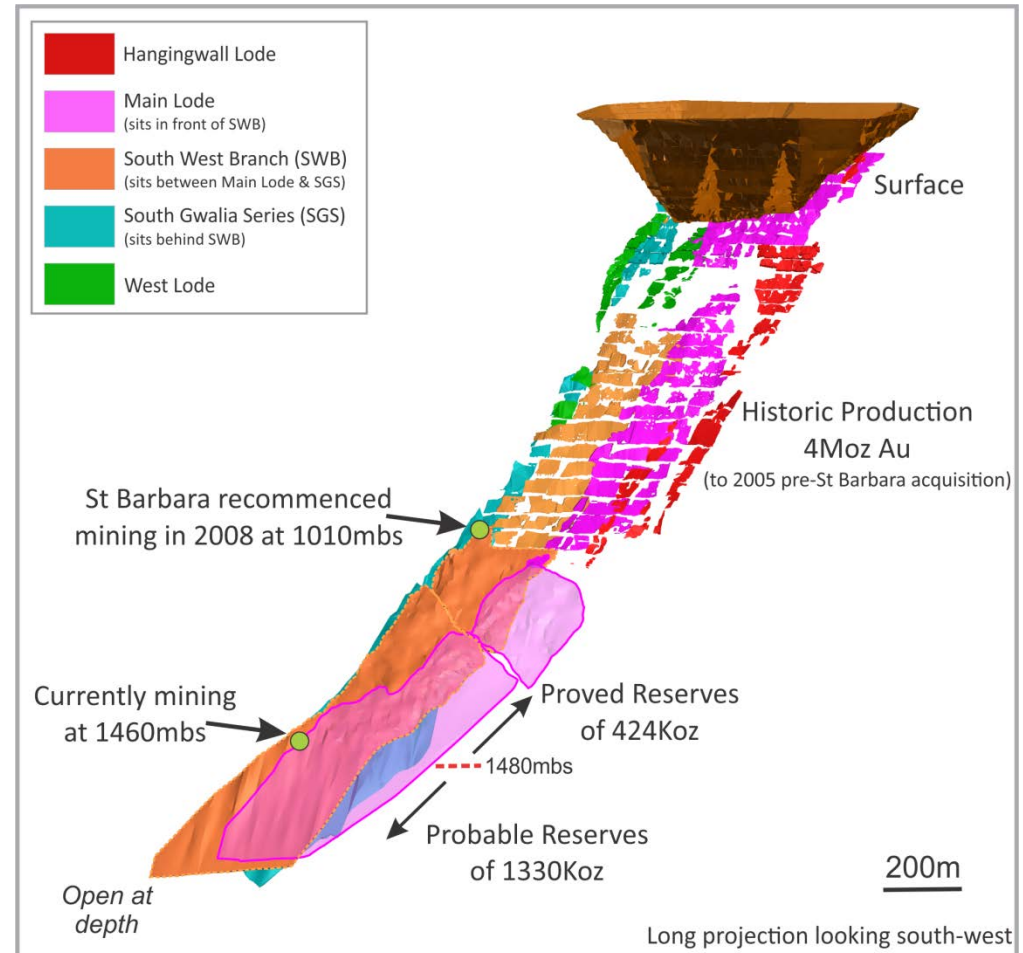
Leonora Operations, Australia - underpinning Company cash generation



Gwalia Mine, Leonora - cornerstone asset & reliable cash margin generator



- > Ore Reserves 6.6 Mt @ 8.3 g/t Au for 1.75 Moz¹
 - > 9+ year mine life
 - > Deposit open at depth
- > Steady state mining operation
 - > FY12 185 koz
 - > FY13 183 koz
 - > FY14F 180 - 195 koz
- > Strong cash margins with FY14F cash op. cost² of A\$720 – 750 /oz
- > 700 kt pa ore processed on site through 1.2 Mtpa plant



Above: Gwalia underground mine

1. Refer ASX announcement released 22 August 2013 titled 'Ore Reserves and Mineral Resources Statements 30 June 2013'.
2. Non-IFRS measure, refer slide 36

- > Underground mine approx. 40 km from Gwalia processing plant by road
- > Provides 500 ktpa of ore to utilise available Gwalia mill capacity
- > Reliable gold production of 55+ kozpa in FY12, FY13, FY14F
- > Ore Reserves estimated at 496 kt @ 4.3 g/t Au for 68 koz ¹
- > Extensional drilling program underway to seek to extend mine life
- > All production now unhedged, hedge collar structure closed out July 2013
- > FY14 guidance
 - > Production 55 – 60 koz
 - > Capex A\$12 – 15M
 - > Cash op. cost ² A\$1,040 - A\$1,090/oz

1. Refer ASX announcement released 22 August 2013 titled 'Ore Reserves and Mineral Resources Statements 30 June 2013'.
2. Non-IFRS measure, refer slide 36

Pacific Operations – completing the turnaround & realising growth opportunities



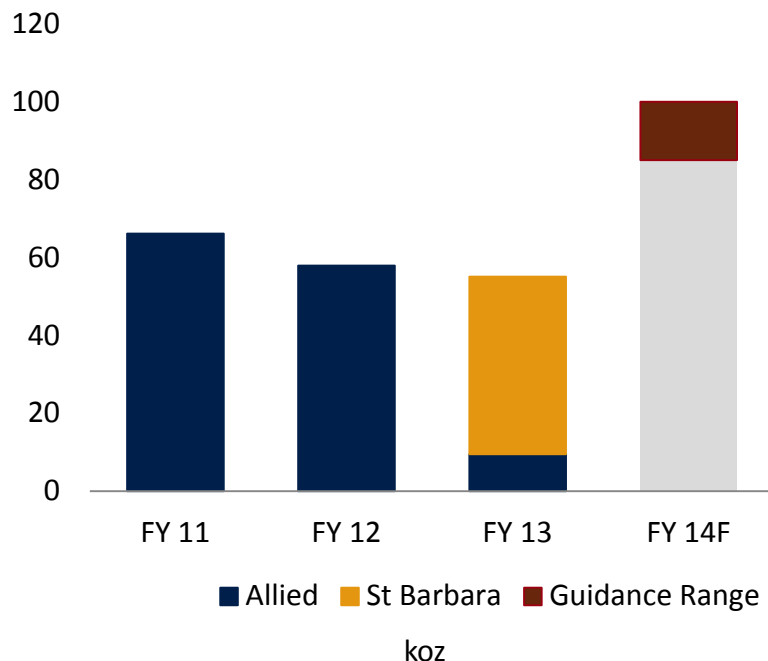
- > Pacific Operations acquired 7 September 2012
 - > Turnaround opportunity to apply St Barbara operating capability
 - > Extensive under-explored prospective land holdings
- > As previously reported, turnaround of Simberi and Gold Ridge taking longer, costing more than first planned
 - > Anticipated to be achieving sustainable performance levels by Q4 Jun 2014
- > Straightforward open pit operations
 - > Assets well understood
 - > Turnaround underway
- > Drilling results at Simberi and Gold Ridge¹ identify potential for new targets; larger mineralised systems



Plant expansion will deliver higher production and lower unit costs

- > Small island in New Ireland Province
- > Open pit mining since 2008
- > Supportive, experienced local workforce
- > Oxide plant expansion to 3.5 Mtpa complete (except for thickener)
- > New circuit to be commissioned during October at 2.0 Mtpa under existing environmental permit
- > Plant throughput expected to lift to 3.5 Mtpa following successful commissioning, and receipt of final approval to increase volume anticipated to be issued in Q2 Dec 2013
- > Significant sulphide potential
 - > Already 1+ Moz¹ in sulphide ore reserves
 - > Simberi and neighbouring islands under explored

Expected production increase in FY14 from plant expansion



Source: Allied Gold Mining Ltd published reports for production prior to St Barbara acquisition on 7 Sep 2012.

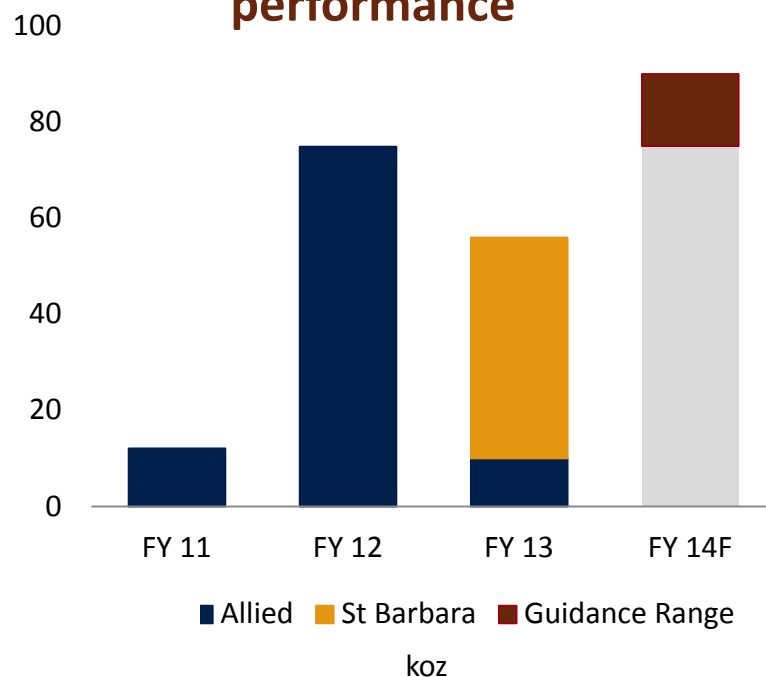
- > Oxide plant expansion to 3.5 Mtpa expected to lift sustainable gold production to 100 kozpa run rate (see slide 11)
- > Upgrade of mining fleet underway to increase asset utilisation and address reliability issues
- > Cash operating costs ¹ to fall to < A\$1,000/oz during 2HFY14
- > Mine plans underpinning FY14F guidance anticipate production to be higher once plant expansion commissioned

1. Non-IFRS measure, refer slide 36
2. As noted on previous slide, subject to receiving final approval for expanded processing rates, post commissioning



Established open pit operations in Charivunga Valley

Expected production increase in FY14 from improved operating performance



Source: Allied Gold Mining Ltd published reports for production prior to St Barbara acquisition on 7 Sep 2012.

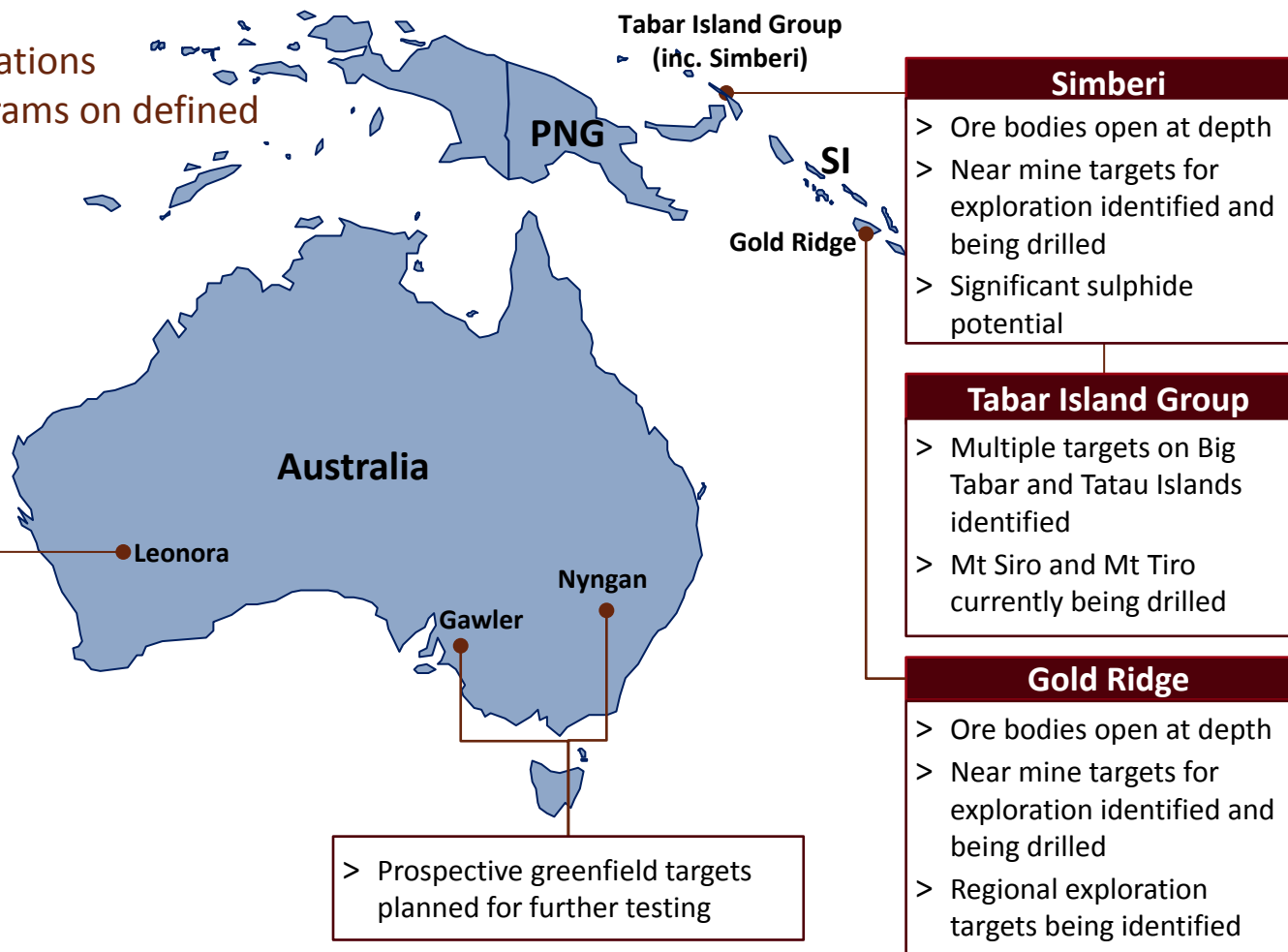
- > 2.5 Mtpa processing plant and open pits located in highly mineralised Charivunga Valley, close to Honiara
- > Lift in gold production expected through;
 - > Improved mining rates and equipment utilisation
 - > Plant improvements including:
 - > Upgrade to gravity screen
 - > Enhanced oxygen system
 - > Mobile crusher
- > Ongoing metallurgical studies aiming to lift recoveries above 70% in FY15
- > FY14F guidance anticipates production to be lower in Q1 Sep 2013 and Q3 Mar 2014



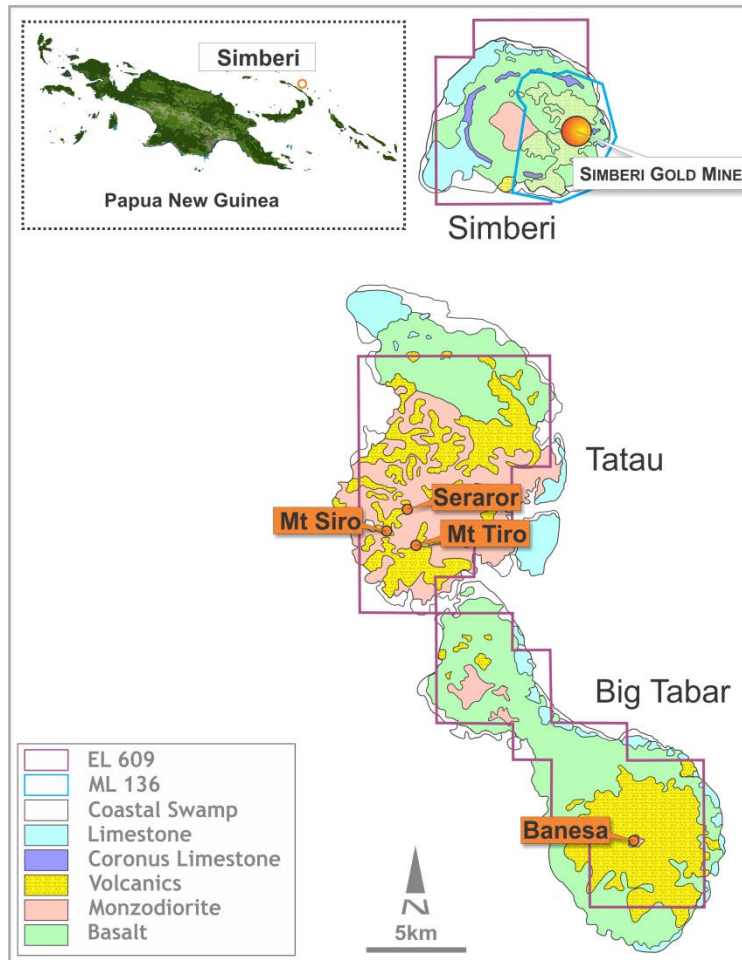
Leveraging value from current operations

Exploration spend FY14F \$20-25M

- ≈ 40% in Australia
- ≈ 60% in Pacific Operations
- > Active drilling programs on defined targets



- > Disciplined exploration funding based on assessed “Economic Value” of each project



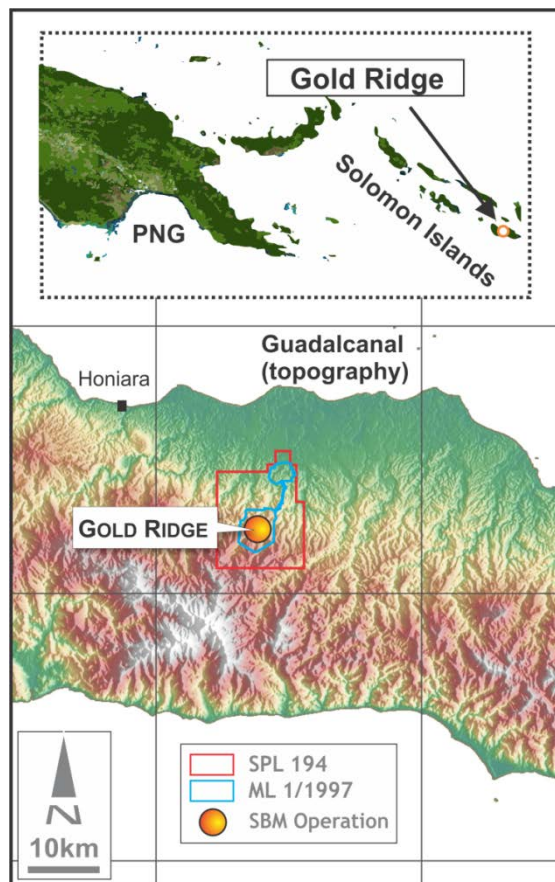
Simberi Island

- > Focus on identifying additional oxide resources through drilling
- > Significant gold results from trenching and drilling at Botlu and Pigicow on near-mine prospects¹

Tatau Island

- > Significant gold results from exploring geochemical and geophysical targets at Mt Tiro and Mt Siro prospects including¹:
 - > 12m @ 8.8 g/t Au from 15m (downhole)
 - > 22m @ 4.6 g/t Au (channel sample)

Extending near mine resources



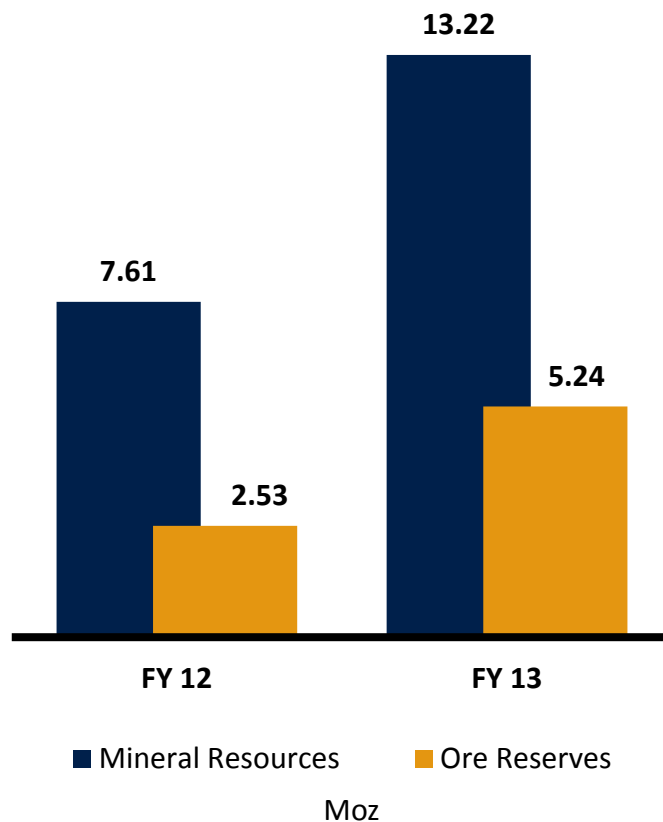
Guadalcanal Island

- > Drilling has commenced on the highly mineralised Charivunga zone at Gold Ridge mine, with encouraging gold results including GDC076¹:
 - > 13m @ 2.3 g/t Au from 48m
 - > 15m @ 2.6 g/t Au from 215m
 - > 84m @ 2.0 g/t Au from 313m

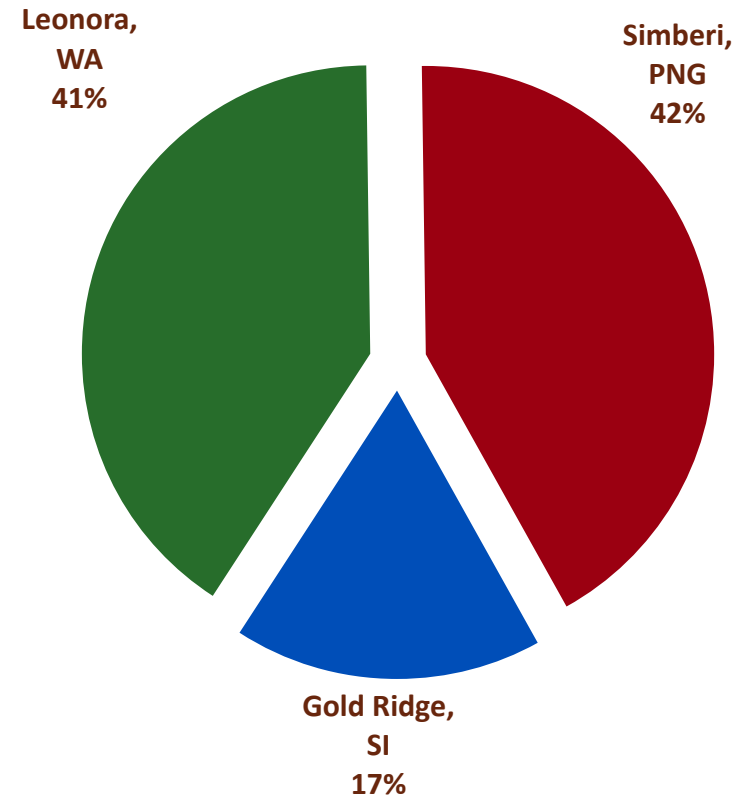
Ore Reserves and Mineral Resources -amongst the highest of any ASX mid-tier gold company



Significant Ore Reserves and Mineral Resources ¹



Diversified portfolio of Ore Reserves ¹



1. ASX release 22 August 2013 'Ore Reserves and Mineral Resources Statements 30 June 2013'

- > Forecast gold production 235 - 255 koz (see slide 26)
- > Continuing business improvement
- > Drilling to test for mine life extensions
 - > Gwalia – mining new drill drive for FY15 extensional drilling program
 - > King of the Hills – FY14 drilling for reserve extension

- > Forecast gold production 160 – 190 koz (see slide 26)
- > Applying St Barbara operating capability:
 - > plans, systems, controls
- > Lifting production and reducing unit costs
 - > Simberi: completing plant expansion
 - > Gold Ridge: mining and plant process improvements
- > Building stakeholder engagement

Company is well capitalised - financing in place to deliver strategy



Senior Secured Note issue for US\$250 million completed March 2013

- > 5 year term, no amortisation, coupon 8.875% p.a.

At 30 June 2013

- > A\$129 million cash ¹
- > A\$328 million interest bearing liabilities
 - inc. notes A\$262 million + Red Kite gold loan A\$54 million
- > Net gearing (inc. gold loan) approx. 25% ²
- > 488M shares on issue (relatively stable share register, details slide 28 & 29)

Financial flexibility

- > Gold revenue unhedged other than A\$54 million gold loan (exp. Dec 2014)
- > Ready ability to conserve cash in a lower gold price environment
- > Availability of funds to increase exploration in a higher gold price environment

- > Diversified portfolio of gold operations in Australia / Pacific region
 - > All mines open at depth or along strike
- > Prospective exploration targets at each operation
 - > Drill testing planned FY14
- > Strong financial position
 - > Focus on generating long term net cash flow
 - > Flexibility to manage high and low gold prices





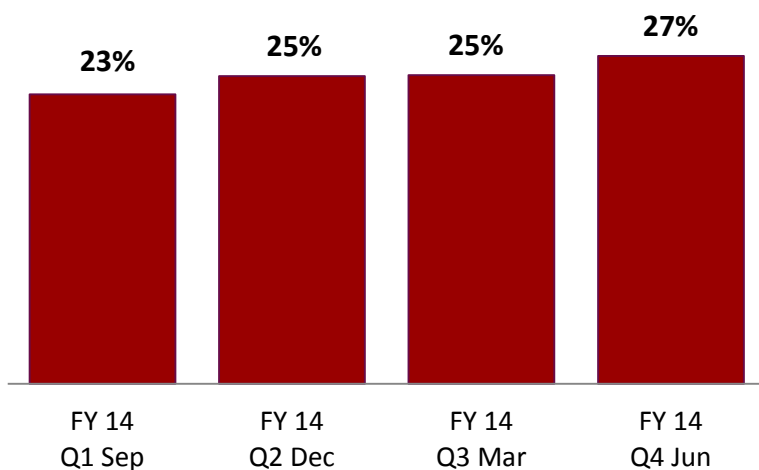
	Gold production	Cash operating cost ¹	Capex
	koz	A\$/oz	A\$M
Gwalia	180 – 195	720 – 750	45 – 50
King of the Hills	55 – 60	1,040 – 1,090	12 – 15
Gold Ridge	75 – 90	1,100 – 1,190	14 – 18
Simberi	85 – 100	900 – 990	20 – 25
Total	395 – 445	880 – 940	91 – 108

	Exploration expenditure
	A\$M
Australian Operations	8 – 10
Pacific Operations	12 – 15
Total	20 – 25

Transactional currencies:

- FY13 Group operating expenditure was incurred in the following currencies: AUD 70%, USD 13%, SBD 11%, PGK 6%
- Gold is sold in AUD or USD as appropriate to offset currency exposure

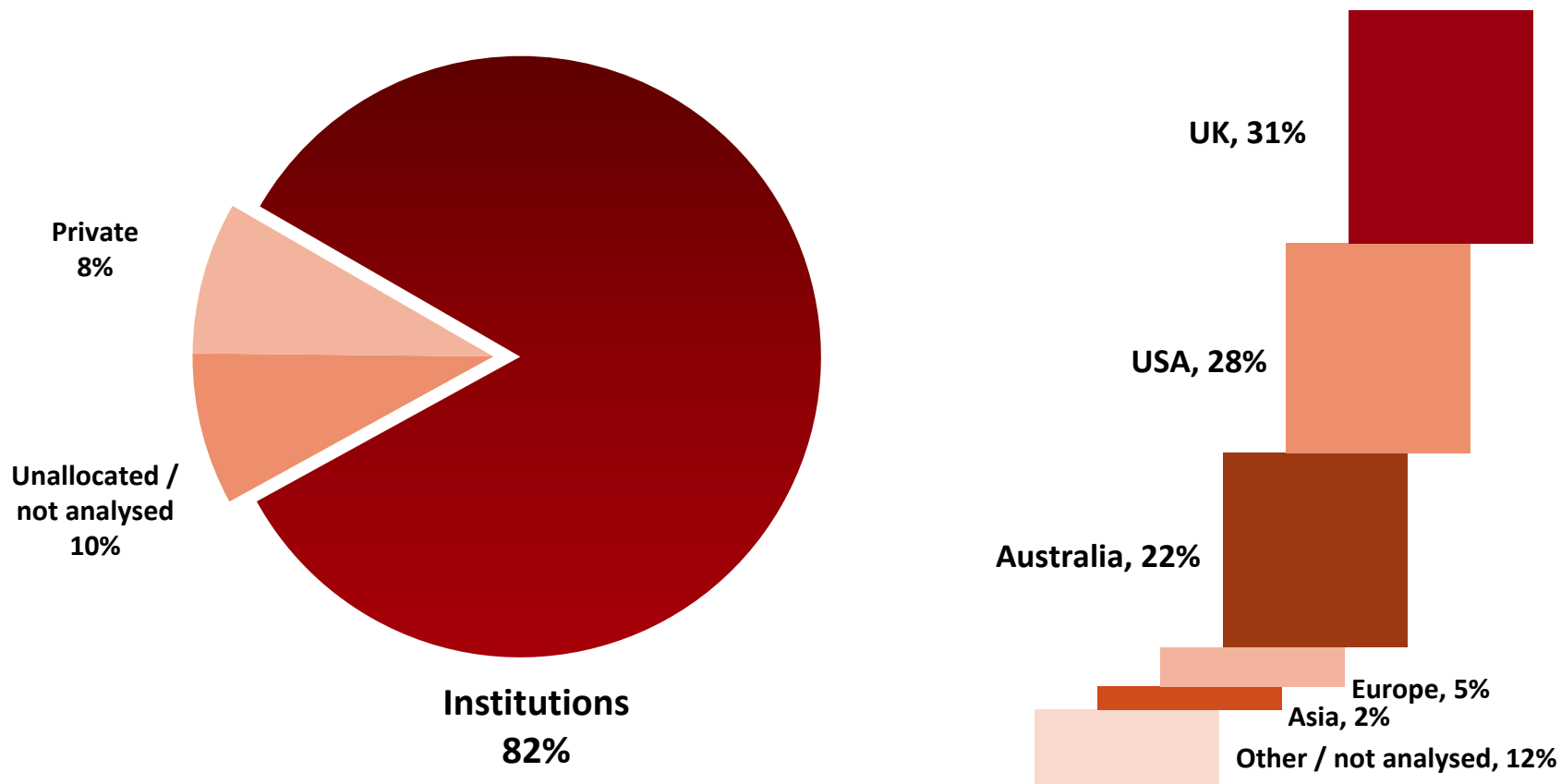
FY14 Production Indicative Quarterly Guidance Profile



■ Indicative % of annual production (koz)

> Consolidated production is anticipated to increase gradually throughout FY14

Top 100 Shareholding Structure



Analysis and geographic spread of Top 100 Shareholders as at 15 August 2013

Significant Shareholders ¹

M&G Investment Mgt	19%
Van Eck Associates	8%
Baker Steel Capital Managers	7%
Franklin Resources	6%

Institutional Shareholders ²	82%
Shares on issue ²	488M

Approved Depositary Receipts (ADR) are trading in USA

Broker Research Coverage

Argonaut Securities	Troy Irvin
Baillieu Holst	Sophie Spartalis
Canaccord	Luke Smith
Citi	Daniel Seeney
Deutsche Bank	Chris Terry
Evans and Partners	Cathy Moises
Goldman Sachs	Paul Hissey
Macquarie Equities	Mitch Ryan
Nomura	Amber Mackinnon
Ord Minnett	David Brennan
RBC	Steuart McIntyre

Mineral Resources Summary as at 30 June 2013



Region	Category Project	Measured			Indicated			Inferred			Total		
		Tonnes (k)	Au g/t	k oz	Tonnes (k)	Au g/t	k oz	Tonnes (k)	Au g/t	k oz	Tonnes (k)	Au g/t	k oz
Leonora	Gwalia Deeps	5,521	6.1	1,088	7,422	9.9	2,362	1,467	7.2	341	14,410	8.2	3,791
	King of the Hills	-	-	-	1,390	6.5	291	453	5.9	86	1,843	6.4	377
	Tower Hill	-	-	-	4,604	3.9	574	489	3.3	51	5,093	3.8	625
	Kailis	-	-	-	1,040	3.2	108	35	4.8	6	1,075	3.3	114
Total Leonora		5,521	6.1	1,088	14,456	7.2	3,335	2,444	6.2	484	22,421	6.8	4,907
Simberi Oxide	Bekou (Oxide)	-	-	-	45	1.6	2	60	1.1	2	105	1.2	4
	Botlu (Oxide)	-	-	-	2,050	1.1	70	451	1.2	17	2,501	1.1	87
	Pigibo (Oxide)	-	-	-	5,052	0.9	145	300	0.5	5	5,352	0.9	150
	Pigiput (Oxide)	4,774	0.7	106	8,574	0.7	186	1,138	0.7	25	14,486	0.7	317
	Pigicow (Oxide)	-	-	-	166	1.5	8	306	1.2	11	472	1.3	19
	Samat (Oxide)	-	-	-	333	1.0	10	1,153	0.9	32	1,486	0.9	42
	Sorowar(Oxide)	4,994	1.0	161	13,565	0.8	346	4,067	0.7	89	22,626	0.8	596
Total Simberi Oxide		9,768	0.9	267	29,785	0.8	767	7,475	0.8	181	47,028	0.8	1,215
Simberi Sulphide	Bekou (Sulphide)	-	-	-	29	1.8	1	962	1.4	42	991	1.4	43
	Botlu (Sulphide)	-	-	-	5,276	1.4	233	11,917	1.0	378	17,193	1.1	611
	Pigibo (Sulphide)	-	-	-	6,718	1.1	237	5,077	0.9	138	11,795	1.0	375
	Pigiput (Sulphide)	201	1.0	6	38,722	1.4	1,784	24,519	0.9	725	63,442	1.2	2,515
	Pigicow(Sulphide)	-	-	-	-	-	-	2,089	1	84	2,089	1	84
	Samat (Sulphide)	-	-	-	4,070	1.4	186	10,843	1	315	14,913	1	501
	Sorowar(Sulphide)	2,110	1.0	65	9,137	1.0	278	20,684	0.8	559	31,931	0.9	902
Total Simberi Sulphide		2,311	1.0	71	63,952	1.3	2,719	76,091	0.9	2,241	142,354	1.1	5,031
Gold Ridge	Valehaichichi	1,379	1.2	53	8,500	1.0	270	4,680	1.1	159	14,559	1.0	482
	Namachamata	283	1.8	16	694	1.3	28	369	1.2	14	1,346	1.3	58
	Kupers	3,088	1.4	140	9,583	1.1	329	4,185	1.1	152	16,856	1.1	621
	Dawsons	1,089	1.3	46	17,339	1.2	646	5,435	1.2	209	23,863	1.2	901
Total Gold Ridge		5,839	1.4	255	36,116	1.1	1,273	14,669	1.1	534	56,624	1.1	2,062
Total All Areas		23,439	2.2	1,681	144,309	1.7	8,094	100,679	1.1	3,440	268,427	1.5	13,215

Mineral Resources are inclusive of Ore Reserves

For more details, refer ASX release 22 August 2013 titled 'Ore Reserves and Mineral Resources Statements 30 June 2013' available at www.stbarbara.com.au

Ore Reserves Summary as at 30 June 2013



Region	Category Project	Proved			Probable			Total		
		kt	Au g/t	koz	kt	Au g/t	koz	kt	Au g/t	koz
Leonora	Southern Cross	-	-	-	-	-	-	-	-	-
	Gwalia Deeps	1,670	8	424	4,900	8.4	1,330	6,570	8.3	1,754
	Tower Hill				2,572	3.7	306	2,572	3.7	306
	King of the Hills				496	4.3	68	496	4.3	68
Total Leonora		1,670	7.9	424	7,968	6.7	1,704	9,638	6.9	2,128
Simberi	Sorowar	4,935	1.1	173	5,129	1.3	213	10,064	1.2	386
	Pigiput	3,633	0.8	88	23,460	2.0	1,174	27,093	1.4	1,262
	Pigibo	-	-	-	7,619	1.0	254	7,619	1.0	254
	Samat	-	-	-	1,665	2.0	104	1,665	2.0	104
	Botlu	-	-	-	3,161	1.7	173	3,161	1.7	173
	Pigicow	-	-	-	142	2.0	8	142	1.7	8
	Bekou	-	-	-	62	1.8	4	62	1.8	4
	Stockpiles	635	0.8	16	-	-	-	635	0.8	16
Total Simberi		9,203	0.9	276	41,237	1.5	1,929	50,440	1.4	2,205
Gold Ridge	Dawsons	754	2	39	8,926	1.6	454	9,681	1.6	493
	Kupers	2,101	1.8	119	3,916	1.6	203	6,017	1.7	322
	Valehaichichi	157	2	8	1,085	2	52	1,241	2	60
	Namachamata	171	2	11	119	1.4	5	290	2	16
	Stockpiles	528	0.8	14	-	-	-	528	0.8	14
Total Gold Ridge		3,712	1.6	190	14,047	1.6	714	17,758	1.6	905
Total All Areas		14,584	1.9	891	63,252	2.1	4,348	77,836	2.1	5,238

For more details, refer ASX release 22 August 2013 titled 'Ore Reserves and Mineral Resources Statements 30 June 2013' available at www.stbarbara.com.au

Exploration Results

The information in this presentation that relates to Exploration Results is based on information compiled by Mr Phillip Uttley, who is a Fellow of The Australasian Institute of Mining and Metallurgy. Mr Uttley is a full-time employee of St Barbara Ltd and has sufficient experience relevant to the style of mineralisation and type of deposit under consideration and to the activity which he is undertaking to qualify as a Competent Person as defined in the 2012 Edition of the 'Australasian Code for Reporting of Exploration Results, Mineral Resources and Ore Reserves'. Mr Uttley consents to the inclusion in the presentation of the matters based on his information in the form and context in which it appears.

Mineral Resource and Ore Reserve Estimates

The information in this presentation that relates to Mineral Resources or Ore Reserves is extracted from the report titled 'Ore Reserves and Mineral Resources Statements 30 June 2013' released to the Australian Securities Exchange (ASX) on 22 August 2013 and available to view at www.stbarbara.com.au and for which Competent Person's consents were obtained. The Competent Person's consents remain in place for subsequent releases by the Company of the same information in the same form and context, until the consent is withdrawn or replaced by a subsequent report and accompanying consent.

The Company confirms that it is not aware of any new information or data that materially affects the information included in the original ASX announcement released on 22 August 2013 and, in the case of estimates of Mineral Resources or Ore Reserves, that all material assumptions and technical parameters underpinning the estimates in the original ASX announcement continue to apply and have not materially changed. The Company confirms that the form and context in which the Competent Person's findings are presented have not been materially modified from the original ASX announcement.

Refer ASX release 22 August 2013 titled 'Ore Reserves and Mineral Resources Statements 30 June 2013' available at www.stbarbara.com.au.



S J Colin Wise
Chairman – Non Executive

Appointed 2004

Mr Wise is an experienced corporate lawyer, consultant and company director with significant expertise in the mining and exploration industry and resources, energy and corporate sectors. He spent 24 years with WMC, 10 of which as General Counsel and subsequently, 4 years as Counsel to a New York law firm. He has extensive practical experience in Australia and internationally with a wide range of corporate, operational and legal matters.



Timothy J Lehany
Managing Director & CEO

Appointed 2009

Mr Lehany joined St Barbara in 2009, and has over 25 years extensive operating experience with a number of mining companies, including Newcrest Mining Limited and WMC Limited. Mr Lehany is a mining engineer, and has held operating, management and executive roles in gold, base metal and nickel mining. Immediately prior to joining St Barbara, he was Executive General Manager Operations with Newcrest Mining.



Douglas W Bailey
Director– Non Executive

Appointed 2006

Mr Bailey was the Chief Financial Officer of Woodside Petroleum Ltd between 2002 and 2004 and previously, was an Executive Director of Ashton Mining Limited from 1990 to 2000, including the last 3 years as Chief Executive Officer. He also was a Non Executive Director of Aurora Gold Ltd for the period 1993-2000.



Phillip C Lockyer
Director– Non Executive

Appointed 2006

Mr Lockyer is an experienced mining engineer and metallurgist with over 40 years experience in the mineral industry with an emphasis on gold and nickel, in both underground and open pit operations. He was employed by WMC for 20 years, and as General Manager for WA was responsible for WMC's nickel division and gold operations. He then was Director Operations for Dominion Mining and subsequently Resolute Limited.



Elizabeth (Betsy) A Donaghey
Director– Non Executive

Appointed 2011

Ms Donaghey is a civil engineer and has extensive oil and gas industry and corporate experience. This included roles with BHP Billiton for 19 years in gas marketing, reservoir engineering and business planning and analysis.

Ms Donaghey also spent 9 years with Woodside Energy in various senior gas business and strategic planning roles, culminating in the executive leadership of Woodside Energy's Australian business unit, with assets generating annual revenue exceeding \$1 billion and new projects with \$1.5 billion capital investment and, subsequently, the business unit developing the Browse LNG project.



Robert K Rae
Director– Non Executive

Appointed 2008

Mr Rae is a Director and Partner of McClintock Associates, a private investment bank and advisory firm and has extensive industry and corporate experience. Mr Rae has held previous directorships within the mining industry including Plutonic Resources, Ashton Mining, WA Diamond Trust and Centralian Minerals.



Ines Scotland
Director– Non Executive

Appointed September 2013

Ms Ines Scotland joins the Board on 30 September 2013. Ms Scotland is an experienced director and senior executive in the resources sector, with particular expertise in building successful projects in developing countries. She was a co-founder in 2007 of Citadel Resource Group limited. As Managing Director & CEO, she listed the Company on the ASX through an IPO and managed the successful development of the Jabel Sayid copper project in Saudi Arabia before the company was acquired by Equinox Minerals in late 2010.

Executive Leadership Team

Average tenure 5 years



Tim Lehany
Managing Director & CEO

Joined 2009

Tim has over 25 years extensive operating experience with a number of mining companies, including Newcrest Mining Limited and WMC Limited. Tim is a mining engineer, and has held operating, management and executive roles in gold, base metal and nickel mining. Immediately prior to joining St Barbara, he was Executive General Manager Operations with Newcrest Mining.



Ross Kennedy
Executive General Manager Corporate Services/ Company Secretary

Joined 2004


Ross has more than 25 years experience as a public company secretary. Ross has held a number of public company directorships in resources and technology companies. He has extensive experience in corporate management, including risk management, corporate governance, finance, accounting, commercial negotiations, takeovers, legal contracts, land management, human resources, statutory compliance and public reporting.



Garth Campbell-Cowan
Chief Financial Officer

Joined 2006

Garth is a Chartered Accountant with over 25 years experience in finance and management positions across a number of different industries. Garth is responsible for the Group's Finance function, covering financial reporting and accounting, treasury, taxation, business analysis, capital management, procurement and information technology. Prior to joining St Barbara, he was Director of Corporate Accounting at Telstra and has held senior finance leadership roles with WMC, Newcrest Mining and ANZ.



Katie-Jeyn Romeyn
Executive General Manager Human Resources

Joined 2007

Katie-Jeyn is a member of the Executive Leadership Team, assists the Remuneration Committee and leads the Human Resources Division of the Company. With over 10 years experience in the mining industry, prior to joining St Barbara Katie-Jeyn worked in a number of roles in HR with WMC Resources, Rio Tinto and BHP Billiton.



Alistair Croll
Chief Operating Officer

Joined 2012

Alistair has extensive experience in all aspects of mining operations, including technical, project and general management roles up to Managing Director. Alistair is equally comfortable in open pit and underground operations, with experience in gold, platinum, diamond, manganese, chrome and nickel. Alistair has held senior roles with Kimberley Diamond Company, Blina Minerals and Consolidated Minerals in Australia, and in South Africa with Anglo Platinum and 17 years with the De Beers Group.



Phil Uttley
Executive General Manager Discovery & Growth

Joined 2009

Phil is an experienced exploration executive with 35 years of industry experience having held senior positions in Sino Gold, SRK Consulting and Renison Goldfields Consolidated (formerly Gold Fields). He has a B.Sc Hons. (Geol. & Mineral) from University of Queensland and is an experienced exploration geologist, with a demonstrated track record in gold discoveries and establishment of resources for gold production.

We supplement our financial information reporting determined under International Financial Reporting Standards (IFRS) with certain non-IFRS financial measures, including cash operating costs. We believe that these measures provide meaningful information to assist management, investors and analysts in understanding our financial results and assessing our prospects for future performance.

Cash operating costs

- > Calculated according to common mining industry practice using The Gold Institute (USA) Production Cost Standard (1999 revision)
- > Refer June 2013 Quarterly Report (p3) available at www.stbarbara.com.au for example
- > The Company is developing an All In Sustaining Cash Cost methodology

Net debt

- > Interest bearing borrowings – cash and cash equivalents

Net gearing

- > $\text{Net debt} \div (\text{net debt} + \text{equity})$

Ross Kennedy

Executive General Manager Corporate Services

E: ross.kennedy@stbarbara.com.au

Rowan Cole

General Manager Corporate Services

E: rowan.cole@stbarbara.com.au

T: +61 3 8660 1900

www.stbarbara.com.au

ASX: SBM