


August 4, 2013

Quarterly report for the period ended June 30, 2013

- Update to Chapter A (Description of Company Operations) of the Periodic Report for 2012
- Directors report on the state of the Company's affairs for the period ended June 30, 2013
- Interim Financial Statements as at June 30, 2013



**Update to Chapter A
(Description of Company
Operations)
of the Periodic Report for 2012**



Update to Chapter A (Description of Company Operations) ¹
of the Periodic Report for 2012 ("Periodic Report")
of "Bezeq" - The Israel Telecommunication Corporation Limited ("the Company")

1 . Description of the general development of Bezeq Group's business

Section 1.1 - Bezeq Group activities and business development

Section 1.1.1 – General

Following are details of the current holdings in the Company including fully diluted holdings, assuming exercise of all the options allotted to the Group's employees and managers as of June 30, 2013 and August 1, 2013:

Shareholders	Percentage of holdings		
	as at June 30, 2013	as at August 1, 2013	Fully diluted at August 1, 2013 ²
B Communications (through B Tikshoret) ³	30.96%	30.96%	30.20%
The public	69.04%	69.04%	69.80%

Section 1.4 - Dividend distribution

Section 1.4.2 - Distribution that does not pass the profit test

Concerning the application filed in the Tel Aviv District Court (Economic Department) on March 13, 2013 by a holder of Company debentures (Series 5), declaring his objection to the distribution of the fifth portion of the distribution which does not pass the profit test which was approved by the court on March 31, 2011 - on April 18, 2013 the Company was also served with "an objection to distribution of the fifth portion of an unearned dividend" which was filed by the same debenture holder. The Company rejected the arguments set out in the objections, and asked the court to dismiss the objections in limine and in substance. On May 6, 2013, a hearing on the objection took place and at the court's recommendation, the holder of the debentures withdrew his objection.

Section 1.4.3 - Dividend distribution

On April 24, 2013, the general meeting of the Company's shareholders (further to a recommendation of the Board of Directors from March 13, 2013), approved the distribution of a cash dividend to the Company's shareholders in the total sum of NIS 861 million, which on the determining date for the distribution (May 1, 2013) was NIS 0.3159446 per share and 31.59446% of the Company's issued and

¹ The update is further to Regulation 39A of the Securities Regulations (Periodic and Immediate Reports), 1970, and includes material changes or innovations that have occurred in the corporation in any matter which must be described in the periodic report. The update relates to the Company's periodic report for the year 2012 and refers to the section numbers in Chapter A (Description of Company Operations) in the said periodic report.

² Full dilution was calculated assuming that all the allotted options will be exercised for shares. In view of the cashless exercise mechanism (exercise of stock appreciation rights) in the plan for managers and senior employees of the Group from November 2007 and the employee stock option plan (2010) this assumption is purely theoretical, since in practice, the recipients exercising the stock options, will not be allotted all the shares deriving from them, but only shares of an amount that reflects the financial benefit embedded in the stock options.

³ In addition to the foregoing holdings, 4,000,000 shares are held jointly by the Chairman of the board of directors, Mr. Shaul Elovitch and his brother Mr. Yosef Elovitch, the controlling shareholders (indirectly) of the Company, 72,360 shares are held by Ms. Iris Elovitch the wife of the controlling shareholder Shaul Elovitch, and 11,556 shares are held by Ms. Orna Elovitch, the daughter-in-law of the controlling shareholder Shaul Elovitch. These holdings total approximately 0.15% of all holdings in the Company.

paid-up share capital. The dividend was paid on May 13, 2013. Together with this distribution, the fifth portion of the Special Distribution was paid, in the amount of NIS 500 million, which on the determining date for the distribution (May 1, 2013) was NIS 0.1834754 per share and 18.34754% of the Company's issued and paid-up share capital (on this, see also the update to Section 1.4.2).

Concerning a shareholder's claim concerning this dividend distribution, see the update to Section 2.18.

The outstanding, distributable profits at the reporting date amount to NIS 969 million⁴.

On August 4, 2013, the Board of Directors resolved to make a recommendation to a meeting of the Company's shareholders (convened for August 27, 2013) to distribute a cash dividend to the shareholders in the total sum of NIS 969 million. The determining date for the distribution is September 3, 2013 and the payment date is September 15, 2013. Together with this distribution (insofar as it is approved), the sixth (and final) portion of the special dividend in the amount of NIS 500 million will be distributed, and the distribution dates for the current dividend (the determining date, the ex-dividend date, and the payment date) will be the same as the distribution dates for the current dividend.

⁴ Subject to compliance with the distribution tests.

Section 1.5 - Financial information about Bezeq Group's operating segments

Section 1.5.4 - Main results and operational data

A. Bezeq Fixed Line (the Company's operations as a domestic carrier)

	Q2 2013	Q1 2013	Q4 2012	Q3 2012	Q2 2012	Q1 2012
Revenues (NIS millions)	1,121	1,129	1,121	1,149	1,161	1,199
Operating profit (NIS millions)	510	535	564*	419	437	539
Depreciation and amortization (NIS millions)	168	167	189	185	178	178
Earnings before interest, taxes, depreciation and amortization (EBITDA)(NIS millions)(6)	678	702	753*	604	615	717
Net profit (NIS millions)	351	348	370*	246	263	348
Cash flow from operating activities (NIS millions)	556	561	512	470	376	651
Payments for investments in property, plant & equipment and intangible assets (NIS millions)	186	183	202	249	238	269
Proceeds from the sale of property, plant & equipment and intangible assets (NIS millions)	124	42	136	96	22	46
Free cash flow (NIS millions)(1)(7)	494	420	446	317	160	428
Number of active subscriber lines at end of the period (in thousands) (2)	2,224	2,242	2,268	2,299	2,335	2,368
Average monthly revenue per line (NIS) (ARPL)(3)	68	69	71	73	73	74
Number of outgoing minutes (in millions)	1,805	1,788	1,979	2,126	2,226	2,360
Number of incoming minutes (in millions)	1,551	1,503	1,571	1,595	1,516	1,543
Number of internet subscribers at end of the period (in thousands)(2)	1,202	1,185	1,169	1,153	1,136	1,121
Percentage of subscribers using NGN services out of the Company's total internet subscribers connected to NGN network (%) (4)(8)	84%	65%	62%	60%	57%	55%
Average monthly revenue per internet subscriber (NIS)	85	83	80	80	80	84
Average bandwidth per internet subscriber (Mbps)(8)	15.2	10.4	9.6	9.0	8.3	7.5
Churn rate (5)	3.5%	3.7%	4.0%	4.2%	3.9%	3.2%

(1) Cash from operating activities less purchase of property, plant and equipment, and intangible assets, net.

(2) Inactive subscribers are subscribers whose Bezeq lines have been physically disconnected (except for a subscriber during (approximately) the first three months of the collection process).

(3) Not including revenues from transmission services and data communication, internet services, services to communications operators and contractors and other services. Calculated according to average lines for the period.

(4) The figures for Q1 2012 were corrected due to an update in the number of internet subscribers connected to the NGN network, following data optimization.

(5) The number of telephony subscribers who left Bezeq Fixed Line during the period divided by the average number of registered telephony subscribers in the period. The figures for the previous quarters are presented after (immaterial) revision of 0.1% per quarter.

(6) Operating profit before depreciation and amortization (EBITDA) is a financial index which is not based on generally accepted accounting principles. The Company presents this index as an additional index for estimating its business results, as it is an accepted index for company activities which disregards aspects arising from variance in the equity structure, various taxation perspectives, and the manner and period of the depreciation of property plant and equipment and intangible assets. This index is not a substitute for indices which are based on generally accepted accounting principles and it is not used as a single index for estimating the results of the Company's activities or cash flows. Additionally, the index presented in this report is unlikely to be calculated in the same way as corresponding indices in other companies.

(7) Free cash flow is a financial index which is not based on generally accepted accounting principles. Free cash flow is defined as cash from operating activities less cash for the purchase/sale of property, plant and equipment, and intangible assets, net. The Company presents free cash flow as an additional index for assessing its business performance and cash flows, given that it believes that the free cash flow is an important liquidity index which reflects cash from on-going operations after cash investments in infrastructure, property plant and equipment and in other fixed and intangible assets.

(8) During the second quarter of 2013, the Company initiated an upgrade of surfing speeds for its customers on the Company's network for no additional cost to the customer. Concurrently, customers were required to upgrade surfing speeds with their ISPs.

* Restated due to retrospective implementation of the amendment to IAS 19 "Employee Benefits". On this, see Note 2.3C to the Company's consolidated financial statements for the period ended June 30, 2013.

B. Pelephone

	Q2 2013	Q1 2013	Q4 2012	Q3 2012	Q2 2012	Q1 2012
Revenues from services (NIS millions)	696	714	754	816	857	834
Revenues from the sale of equipment (NIS millions)	219	250	273	233	291	410
Total revenues (NIS millions)	915	964	1,027	1,049	1,148	1,244
Operating profit (NIS millions)	186	174	167	199	259	267
Depreciation and amortization (NIS millions)	113	121	129	130	137	135
Earnings before interest, taxes, depreciation and amortization (EBITDA)((NIS millions)(1)	299	295	296	329	396	402
Net profit (NIS millions)	161	153	134	154	194	216
Cash flow from operating activities (NIS millions)	468	354	388	490	556	294
Payments for investments in property, plant & equipment and intangible assets, net (NIS millions)	84	66	73	84	109	115
Free cash flow (NIS millions) (1)	384	288	315	406	447	179
Number of subscribers at end of the period (thousands) (2)	2,702	2,741	2,800	2,839	2,859	2,876
Average number of minutes per subscriber per month (MOU) (3)	467	440	442	425	409	399
Average monthly revenue per subscriber (NIS) (ARPU) (4)	85	86	89	95	99	97
Churn rate (5)	6.9%	7.2%	5.9%	6.7%	6.0%	3.9%

- (1) For the definition of EBITDA and free cash flow, see comments (6) and (7) in the Bezeq Fixed Line table.
- (2) Subscriber data include Pelephone subscribers (excluding subscribers to other operators who are hosted on the Pelephone network), and do not include subscribers connected to Pelephone services for six months or more but who are inactive. Inactive subscribers are those who in the past six months have not received or made at least one call or have not paid for Pelephone services.
- (3) Average monthly use per subscriber in minutes. The index is calculated by the average monthly total outgoing minutes and incoming minutes in the period, divided by the average number of subscribers in the same period.
- (4) Average monthly revenue per subscriber. The index is calculated by dividing the average total monthly revenues from cellular services, from Pelephone subscribers and other telecom operators, including revenues from cellular operators who use Pelephone's network, repair services and warranty in the period, by the average number of active Pelephone subscribers in the same period.
- (5) The churn rate is calculated according to the ratio of subscribers who disconnected from Pelephone's services and subscribers who became inactive during the period, to the average number of active subscribers during the period.

C. Bezeq International

	Q2 2013	Q1 2013	Q4 2012	Q3 2012	Q2 2012	Q1 2012
Revenues (NIS millions)	359	346	339	339	330	332
Operating profit (NIS millions)	60	56	61	55	53	50
Depreciation and amortization (NIS millions)	33	31	34	34	34	34
Earnings before interest, taxes, depreciation and amortization (EBITDA)((NIS millions) (1)	93	87	95	89	87	84
Net profit (NIS millions)	44	37	45	40	39	36
Cash flow from operating activities (NIS millions)	81	58	87	63	64	58
Payments for investments in property, plant & equipment and intangible assets, net (NIS millions)(2)	27	31	38	28	36	71
Free cash flow (NIS millions) (1)	54	28	49	35	28	(13)
Churn rate (3)	4.5%	4.2%	5.5%	4.6%	4.1%	4.3%

- (1) For the definition of EBITDA and free cash flow, see comments (6) and (7) in the Bezeq Fixed Line table.
- (2) This item also includes long-term investments in assets.
- (3) The number of internet subscribers who left Bezeq International during the period divided by the average number of registered internet subscribers in the period.

D. DBS

	Q2 2013	Q1 2013	Q4 2012	Q3 2012	Q2 2012	Q12012
Revenues (NIS millions)	404	404	407	403	409	417
Operating profit (NIS millions)	68	67	73	54	74	52
Depreciation and amortization (NIS millions)	64	62	64	64	54	66
Earnings before interest, taxes, depreciation and amortization (EBITDA)((NIS millions) (1)	132	130	137	118	128	118
Net profit (loss) (NIS millions)	(101)	(61)	(20)	(119)	(107)	(64)
Cash flow from operating activities (NIS millions)	110	122	119	83	100	116
Payments for investments in property, plant & equipment and intangible assets, net (NIS millions)	84	90	72	87	69	56
Free cash flow (NIS millions) (1)	26	32	47	(4)	31	60
Number of subscribers (at end of the period, in thousands) (2)	583	578	578	581	582	585
Average monthly revenue per subscriber (ARPU) (NIS) (3)	232	233	234	231	234	237
Churn rate (4)	3.2%	3.8%	3.8%	4.1%	3.9%	3.6%

(1) For the definition of EBITDA and free cash flow, see comments (6) and (7) in the Bezeq Fixed Line table.

(2) Subscriber - a single household or small business customer. Where a business customer has multiple reception points or a large number of decoders (such as a hotel, kibbutz, or gym), the number of subscribers is calculated by dividing the total payment received from the business customer by the average revenue per small business customer.

(3) Average monthly revenue per subscriber is calculated by dividing DBS's total revenues (revenues from content and equipment, premium channels, advanced products, and other) by the average number of customers.

(4) Number of DBS subscribers who left DBS during the period divided by the average number of registered DBS subscribers in the period.

Section 1.7 - General environment and the influence of outside factors on the Group's activity

Section 1.7.2 - Activities of Bezeq Group as a communications group and the structural separation restriction

In July 2013, the Knesset approved an amendment to the Communications Law within the context of the proposed Law for the Change of National Priorities (Legislative amendments to achieve budget targets in 2013-2014), 2013 ("the Economic Arrangements Law"). The amendment includes, inter alia, a directive whereby the Minister of Communications' authority to order structural separation between a license holder and another entity for the purpose of rendering various services will also include "separation between the rendering of services to a license holder and services rendered to a subscriber". As stipulated in the explanations to the bill, in accordance with the policy document on the expansion of competition, the structural separation which is currently in place will gradually be phased out. Nevertheless, the explanations stipulated that the Minister's power to order corporate separation also applies vertically (between services rendered to subscribers and services rendered to a license holder), and that the directive may be applied if a wholesale market does not develop at all, or if problems emerge in the development of such a market, in part due to price discrimination, high entry barriers, etc.

Section 1.7.3 - Regulatory oversight and changes in the regulatory environment

Section A - Policy for regulating competition

Concerning a Ministry of Communications hearing in relation to the director's directive, on June 11, 2013, an administrative order was issued to the Company to give Cellcom and Partner (under secure conditions) the geographical location of the Company's sites and facilities. Based on this directive, it will apply to any domestic carrier license holder, that wishes, as part of its deployment for implementing a wholesale sub-loop unbundling service, to receive the information from Bezeq.

The amendment to the Communications Law in the Economic Arrangements Law, which was approved by the Knesset in July 2013, included, inter alia, the following additions and amendments, the purpose of which, according to the explanations to the proposed amendment, is to oversee competition in the era of a wholesale market:

1. The Minister of Communications was granted the authority to set payments for interconnect fees or for the use of Bezeq facilities operated by one license holder by another license holder and to

issue directives on this matter (including in relation to related arrangements), which may be applied, inter alia, on the basis of one of the following: (a) cost, a method of calculation as instructed by the minister, plus reasonable profit; (b) reference points which are derived from one of the following: payment for services rendered by the license holder; payment for comparable services; payments in other countries for such services.

2. The Minister was given the power to order a license holder to take action to prevent immediate infringement of competition or the proper, regular rendering of services due to the actions of a license holder. The minister's directive will become valid within two work days, provided that until such time, the license holder is given an opportunity to comment on the directive. Wherever possible, a hearing will take place immediately the directive is issued and it will remain valid (if the hearing does not end) for six months.
3. In addition to the authority of the Minister of Communications and Minister of Finance to set payments for a license holder's services, an option was added to determine maximum or minimum payments, and this too based on the parameters listed in sub-section (1) above.
4. An instruction was added whereby the Minister may instruct a license holder to report to him any payment that it intends to demand under Sections 5 or 15 of the Communications Law and any change of payment, before the service is rendered or the change is made, as instructed by the Minister.
5. An instruction was added whereby if the Minister of Communications notes that the license holder intends to demand unreasonable payment, or payment which raises concern of an infringement of competition, he may issue an instruction (for a period of no more than a year): regarding the payment that the license holder may request for the service or for any other service, or that the payment must be separated from payment for a group of services. The Minister will examine whether or not a payment is reasonable, in part, based on the parameters listed in sub-section (1B) above and the Minister may review the payment based on the information in sub-section (1A) above.
6. Concerning a Limited Group of Channels - see the update to Section 5.1.4.

The amendment to the law increases the flexibility of the Minister of Communications for the aforementioned issues, and the extent to which the provisions of the amendment to the law affect the Company depends on the manner in which they are implemented by the Minister of Communications.

Section C - Change in interconnect tariffs

Concerning a hearing on the reduction of interconnect tariffs for completion of a call on the Company's domestic carrier network, the Company submitted its position, together with an external economic opinion which details, inter alia, the amendments and adjustments necessary for implementing a model to determine the interconnect fee.

2 . Domestic fixed-line communications: "Bezeq" - The Israel Telecommunication Corporation Ltd. ("the Company")

Section 2.6.4B – Other potentially competing infrastructures

Concerning a joint communications venture with IEC - in June 2013, a group of investors was chosen to establish a communications infrastructure venture based on fiber optics headed by Viva Europa (which is expected to hold 60% of the venture) together with IEC (which is expected to hold 40% of the venture). The venture is expected to receive a license to provide internet infrastructure services and the new infrastructure will make use of the IEC grid. Subsequently, as far as the Company is aware, an agreement was signed to establish the venture.

Section 2.7.2 – Domestic fixed-line communications infrastructure

Concerning the extension of the optical fiber network to the customer's premises and residential buildings (FTTB/FTTH) – at the publication date of the report, the Company has completed deployment to approximately 200,000 households and businesses, and it estimates that by the end of 2013 it will complete this deployment to more than 400,000 households and businesses.

The Company's estimates regarding the pace of this deployment by the end of the year are forward-looking information, as defined in the Securities Law, based, in part, on the percentage of the Company's lines which were connected to the Fiber NGN network and on the number of homes and businesses in Israel as reported by the Central Bureau of Statistics. This estimate may not materialize or it may materialize in a manner different from that anticipated if the Company's plan for deployment,

which is part of its work plans, encounters unforeseen difficulties which slow down the pace of connecting customers' premises and residential buildings.

Section 2.7.5 – Real estate

Section A - concerning the Company's right to receive an area in Sakia, in April 2013 the Company signed a five-year planning permission contract with the Israel Lands Administration for 115 acres. The Company is negotiating with the planning authorities to exercise the rights according to the agreement.

Section 2.9.3 – Early retirement plans

On April 25, 2013, the Board of Directors approved the early retirement of 51 employees at a total cost of NIS 50 million.

Section 2.9.7

On July 25, 2013, the Board of Directors, after accepting the recommendation of the Compensation Committee, approved a compensation policy for the Company's officers ("Compensation Policy"). Subsequently, a special general meeting was convened for September 3, 2013 to approve the Compensation Policy outlined in the Company's immediate report dated July 29, 2013, cited here by way of reference. The Compensation Policy addresses, *inter alia*, parameters for reviewing the compensation conditions, the fixed salary component (the base salary (linked) for the CEO and CEOs of the important subsidiaries will not exceed NIS 2.5 million per annum, base salary for deputy CEOs in the range of NIS 85,000-100,000 per month, and VPs in the range of NIS 40,000-85,000 per month), acceptable fringe benefits, severance pay, terms of end-of-service, and retention bonuses, insurance and indemnity, as well as a variable component – a performance-linked bonus with an overall budget of 1% of the Group's EBITDA. Furthermore, in the future a new capital compensation plan will be considered for senior management which will be submitted for approval separately as an addition to the Compensation Policy.

Section 2.13 - Finance

Section 2.13.3 – Amounts of credit received during the Reporting Period, and Section 2.13.1 - Average and effective interest rates on loans

On May 29, 2013, the Company completed a private placement for classified investors by way of an expansion of existing Debentures Series 6 and Debentures Series 7) which the Company issued according to a shelf prospectus on June 1, 2011 and an amendment thereto on June 22, 2011:

Debentures Series 6 - issuance of NIS 600,265,000 par value in return for NIS 680.1 million, reflecting a yield of 2.16%.

Debentures Series 7 - issuance of NIS 189,900,000 par value in return for NIS 189.9 million, reflecting a yield of 2.81%.

The conditions of the issued debentures are the same as those of the debentures in circulation from the same series, all as detailed in an Immediate Report issued by the Company on May 22, 2013, cited here by way of reference.

Following is an up-to date table of the distribution of long-term loans (including current maturities), including information about the aforementioned private placement:

Loan period	Source of financing	Amount (in NIS millions)	Currency or linkage	Type of interest and change mechanism	Average interest rate	Effective interest rate	Interest range in 2013
Long-term loans	banks	2,231	Unlinked NIS	Variable, based on prime rate*	2.71%	2.72%	2.71%-3.20%
	banks	2,340	Unlinked NIS	Fixed	5.67%	5.69%	5%-6.85%
	non-bank sources**	615	Unlinked NIS	Variable, based on STGL interest per annum ***	2.71%	2.81%	2.71%-3.26%
	non-bank sources**	1,729	Unlinked NIS	Fixed	5.92%	6.10%	5.70%-6.65%
	non-bank sources***	2,546	CPI-linked NIS	Fixed	3.43%	3.51%	3.11%-5.95%

* Prime interest rate in July 2013 – 2.75%.

** Yield on short-term loans for a year (524) – 1.306% (average for the last 5 days of trading in May 2013) for the interest period commencing June 1, 2013.

** Not including Debentures Series 5 held by a wholly owned subsidiary.

Section 2.13.6 - Credit rating

Regarding the Company's iIAA Stable Outlook credit rating issued by Standard & Poor's Maalot for the Company (and its debentures) - on April 22, 2013, Standard & Poor's Maalot published a full rating report in connection with the rating dated February 21, 2013. Likewise, on May 23, 2013, Standard & Poor's Maalot issued an iIAA rating for debentures in the amount of up to NIS 1 billion par value⁵ which the Company will issue by way of an expansion of Series 6 and 7 (see update to Section 2.13.3).

Regarding a rating of the Company's debentures by Midroog - on May 22, 2013, Midroog approved a rating of Aa2 Stable Outlook for the raising of debentures in the amount of up to NIS 1 billion par value by way of an expansion of Series 6 and 7 (see update to Section 2.13.3). Subsequently, on July 23, 2013, Midroog affirmed a rating of Aa2 Outlook Stable for the Company's Debentures (Series 5 to 8).

These rating reports are included in the Board of Directors Report for this quarter.

Section 2.16.8 – Antitrust Laws

On May 9, 2013, the Company submitted its position at a hearing concerning the announcement by the Antitrust Authority to the effect that the Commissioner is considering determining that the Company abused its position by adopting the practice of margin squeeze. According to the Company's position it acted lawfully and the Commissioner should therefore not publish such a ruling.

Section 2.17.5 - Management agreement:

On June 13, 2013, (following approval by the Compensation Committee and Board of Directors of the Company), a general meeting of the Company's shareholders, approved the entering into a revised agreement with Eurocom Communications Ltd., to provide the Company with on-going management and consulting services, all in consideration of a total of NIS 5.524 million per annum. The agreement is for a three-year period commencing June 1, 2013 (date of the termination of the current management agreement) until May 31, 2016, unless either party informs the other of its wish to terminate the agreement by giving three months advance notice. For additional information, see a transaction report and notice of convening a special general meeting of the Company dated May 7, 2013, and an immediate report dated June 13, 2013 on the outcome of the meeting, cited here by way of reference.

Section 2.18 – Legal proceedings

Section 2.18.1(A) concerning a notice filed by a party to a collective dispute - the National Labor Court resolved to delay the decision on determining a date for the hearing in the case until after HCJ has ruled on the appeal filed against the ruling in a claim by about 2,500 Company pensioners, which is described in Section 2.18.(B) in Chapter A of the 2012 Periodic Report.

Section 2.18.1(B) concerning a claim which was filed by a group of about 2,500 pensioners who were transferred from the Ministry of Communications to the Company when it was set up, which dealt mainly with the inclusion of the premium component in the effective wage for calculating overtime and the redemption of vacation days - on July 22, 2013, the Supreme Court dismissed the petition which was filed in the High Court of Justice against the National Labor Court and the Company on an appeal judgment of the National Labor Court which had approved dismissal of the claim against the Company.

Section 2.18.2 - concerning claims against the Company, the Broadcasting Authority and the State of Israel, for compensation for physical injury and damage to property, caused, according to the plaintiffs, as a result of prohibited radiation from the Hillel broadcasting station - on July 3, 2013, the court resolved to strike out, in limine, on account of limitation, 21 of the 31 claims included in the new claim for physical injury.

Section 2.18.5 - concerning two applications to approve the submittal of derivative claims (the hearing of which was consolidated) in the matter of the taking of loans and distribution of a dividend - on May 20, 2013, the court resolved to strike out from the additional application for certification of a derivative

⁵ Issuer's rating iIAA/Stable Outlook.

claim, the Company's previous controlling shareholder (F.SAB.R. Holdings Ltd.) and four directors who had previously served the Company and who are not domiciled in Israel.

Section 2.18.9 - concerning two actions together with applications for their certification as class actions, claiming that in contravention of Ministry of Communications instructions and the Company's license, the Company does not include a record of call details in the phone bills which it sends to subscribers - on April 4, 2012 a judgment was given certifying the plaintiff's abandonment of the application for certification from September 2012 and striking it out, and also dismissing the action. Furthermore, on April 14, 2013, a judgment was given also certifying abandonment of the other action which had been filed against the Company in April 2011 on the same subject, after the court considered that the chances of being granted the application for certification were low at best.

On April 8, 2013, the Company received a claim which was filed against the Company and against the controlling shareholder by one of its shareholders in the Tel Aviv District Court (Economic Department), requesting that the court declare that the controlling shareholder has a personal interest in the dividend distribution due to be approved by the general meeting, and demanding that the Company publish information and documents as well as summons the economic experts whose opinion had been published by the Company. On April 21, 2013, the court dismissed an immediate motion for summary proceedings to investigate the claim which had been filed by the plaintiff. Accordingly, the claim will be investigated in accordance with the dates prescribed by law and there is no change in the dates scheduled for the dividend distribution and the general meeting, which took place on April 24, 2013. On June 17, 2013, Mr. Shaul Elovitch was removed (by consent) as a defendant in the case, applications for withdrawal in limine that the plaintiffs had filed were dismissed without prejudice, and applications for a stay of proceedings in the case were left in place (due to the fact that a proceeding is pending regarding a matter detailed in Section 2.18.5 of Chapter A of the 2012 Periodic Report), while at the same time a hearing in the case was scheduled for November 2013.

On June 27, 2013, an additional claim was filed against the Company, the Company Secretary and Eurocom Communications Ltd. in the Tel Aviv District Court Economic Department by the same shareholder in which the court was requested to issue a declarative ruling stipulating that the general meetings of the Company's shareholders from April 24, 2013 and June 13, 2013 were conducted unlawfully and that the manner of compensation defined and approved by the general meeting on June 13, 2013 with respect to the service of four directors of the Company (as part of the management agreement) is unlawful.

3 . Mobile radio-telephone (cellular telephony) - Pelephone Communications Ltd. ("Pelephone")

Section 3.7 – Property, plant and equipment, and facilities

According to media reports, the Minister of Communications has formed an inter-ministerial task force which includes the Ministry of Communications, Ministry of the Environment, Ministry of Finance, and representative of the Antitrust Authority to review regulation of the sharing of cellular infrastructures in Israel. The task force will examine models for shared infrastructures and alternatives to sharing among the operators in Israel's cellular market in an effort to promote the sharing of infrastructures by cellular operators with infrastructures.

Section 3.7.2 B - areas used by Pelephone

In June 2013, Pelephone entered into a permit agreement with the Israel Lands Administration ("ILA") for the use of ILA land to erect and operate communications sites, which regulates, inter alia, the permit fee for use of the land for a period up to December 31, 2019.

Section 3.10.1 –Terminal equipment suppliers

In May 2013, Pelephone signed an agreement with Apple Distribution International ("Apple") for continuation of the purchase and distribution of iPhone handsets in Israel.

According to the agreement, Pelephone undertook to purchase a minimum annual quantity of handsets over a further three-year period at the manufacturer's prices which are valid on the actual date of purchase. Pelephone believes that as in previous years, these quantities will form a substantial share of the number of handsets it expects to sell during the agreement period.

The information in this section includes forward-looking information, based on the estimates and projections, and actual results may differ significantly from these estimates, taking note of the changes which may occur in the business conditions.

Section 3.12.5 - Credit rating

Regarding the Company's iIAA\Stable Outlook credit rating issued by Standard & Poor's issued for Pelephone (and its debentures) - on April 22, 2013, Standard & Poor's Maalot published a full rating report in connection with the rating from February 2013. The rating report is attached to the Board of Directors' report. At the date of the report, there is no change in Pelephone's rating (and its debentures).

Section 3.15.2 A - Obligations to banks

Following are further disclosures concerning compliance with financial criteria of reportable credit:

Financial covenants to which Pelephone is obligated:	at June 30, 2013	Maximum required ratio
Pelephone's total debts will not exceed 3 times its equity.	0.41	3.00
Total debt must not exceed NIS 3.8 billion (linked to the CPI known in January 2002. As at June 30, 2013 = NIS 4.91 billion).	1.23	4.91
Undertaking to a particular bank that debts to it will not exceed 40% of Pelephone's total cumulative debts to financial entities including debenture holders.	13.6%	40%

Section 3.16 – Substantial agreements

In April 2013 an agreement was signed whereby the Accountant General in the Ministry of Finance exercised the option given to him to extend the agreement to supply mobile telephone services to government ministries for a period of 24 months, from February 2014 until February 2016.

Section 3.17 – Legal proceedings

Section 3.17.1(E) - Regarding a claim in the District Court (Central Region) together with an application for its certification as class action in the amount of NIS 122 million, alleging that Pelephone deliberately conceals significant limitations pertaining to benefits on selected destinations - in June 2013 the court approved a compromise settlement between the parties whereby Pelephone will credit its customers with insignificant amounts.

Section 3.17.2(F) - Regarding a claim in the Tel Aviv District Court together with an application for its recognition as a class action in the amount of NIS 381 million for unlawfully updating service tariffs to business customers, which was dismissed in February 2013 - in April 2013 Pelephone was served with notice of appeal in the Supreme Court on the District Court's ruling to dismiss the action and in July the court dismissed the appeal.

Section 3.17.1(K) - Regarding a claim in the Nazareth District Court together with an application to certify it as a class action in the amount of NIS 450 million, for a nation-wide malfunction of Pelephone's network on February 3, 2013 - in June 2013 the court dismissed the application for certification on the grounds that there is already an identical class action against the Company (described in that section).

4 . Bezeq International – international communication and internet services

Section 4.7 - Property, plant and equipment, and facilities

In June 2013, Bezeq International signed an agreement to extend the lease period on the Bezeq International building at 40 Shacham Street in Petach Tikva for an additional period of 10 years, with an exit option for Bezeq International.

5 . DBS Satellite Services (1998) Ltd. (“DBS”) - Multi-channel television

Section 5.1 - General information about this area of activity

Section 5.1.1.B - Structure of this area of activity and the applicable changes therein

In July 2013, the Knesset passed a second and third reading of an amendment to the Broadcasting by means of Digital Broadcast Stations Law, 2012 the purpose of which is to expand the variety of broadcasts distributed on the DTT system, and this as part of the Law for the Change of National Priorities (Legislative amendments to achieve budget targets in 2013-2014), 2013.

According to the Law, the Minister of Communications and Minister of Finance will be given the power to appoint a private entity to operate the DTT system, replacing the Second Authority, and the Minister of Communications will also have the power to set limitations on the subject; the Council's authority to grant a license to special-subject channel operators will not be limited to three license holders only, where these operators will be chosen by tender, based on the price bid by each participant; according to the Law, the special-subject channels will be permitted to finance their broadcasts by charging a subscription fee (in addition to the option of financing through advertising); the Minister of Communications and the Minister of Finance will be permitted to determine that the state will subsidize the distribution fees which apply to the special-subject broadcasts and the designated channel; the Council may establish the extent of the obligation to invest in local productions which will apply to a special-subject channel, provided that for at least three of the first nine special-subject channels to be distributed, they will be obligated to invest between 8% and 12% of their annual revenues in local productions.

An increase or diversification of the number of channels to be distributed via the distribution system and an option for operation of the system by a private entity will, in the opinion of DBS, increase the chances that the system will be a substitute for DBS's services, thus severely affecting its results.

This opinion of DBS is forward-looking information, as defined in the Securities Law, which is based, in part, on the wording of the Law. This estimate may not materialize, or it may materialize in a manner that differs significantly from that foreseen, in part depending on the channels which become part of the DTT system, the regulatory decisions which are passed and the regulatory limitations which become applicable, insofar as they apply, to the set of channels integrated in the system.

Section 5.1.4 - Market developments in the segment of operation

In May 2013, the Council announced an extension of the period during which DBS and HOT may offer the Limited Group of Channels until August 31, 2013.

In July 2013, the Knesset passed a second and third reading of provisions concerning the offering of a basic package (“Limited Group of Channels”) in cable and satellite broadcasts as part of the Law for the Change of National Priorities (Legislative amendments to achieve budget targets in 2013-2014), 2013. According to the Law, the Minister of Communications will stipulate the number of channels and price of the package and he will be authorized to stipulate the policy concerning the specifications of and types of channels in the package. The Council will issue instructions for implementation of the Minister's stipulations, including with respect to the specification, content, standard and scope of the channels. The Minister's stipulations will remain in force for a period of no more than 3 years, but the Minister may, after consulting with the Council, instruct an extension for additional periods. Payment may not be collected from customers of the basic package for related services (including installation fees or the cost of installation and for terminal equipment) if customers are not charged for other packages, and in any event such payment will not exceed the payment requested from customers of other packages without permission from the Council.

In August 2013, the Council announced that it is considering amending the Communications Rules and adopting a different model from the one which had been tried so far according to its previous decision. According to the other model, DBS and HOT will be obligated to offer their subscribers a basic package of broadcasts which will include the mandatory channels as well as a number of additional channels which the subscriber will be able to choose from all the broadcast channels (except for a small number of channels which will not be open to choice), so that the basic package will include, together with the mandatory channels, between 17 and 24 channels. The Council is considering recommending that the Minister apply his power to set a supervised price for the basic package. The Council has initiated a hearing proceeding in which context it will be possible to submit opinions from the public up to September 1, 2013. No decision has yet been made on this subject.

DBS believes that insofar as the Minister and the Council apply their authority, there may be a significant increase in the number of subscribers to the basic package in a manner which adversely affects the performance of DBS.

This opinion of DBS is forward-looking information, as defined in the Securities Law, which is based, in part, on the wording of the Law and on the Council's aforementioned decision. This estimate may not materialize, or it may materialize in a manner that differs significantly from that foreseen, in part depending on the type and content of the instructions of the Minister of Communications and the Council and the rate of subscribers to the basic package.

Section 5.15 – Finance

For information about the financial covenants and DBS's compliance with them, see Note 4 to the financial statements of DBS as at June 30, 2013, which are included in this quarterly report.

Section 5.15.3 - Institutional financing

In March-April 2013, DBS issued additional debentures (Series B), by way of an expansion of the series, in the total amount of NIS 99 million.

Section 5.15.4 - Changes in the rating of DBS and rating of the debentures by S&P Maalot during the Reporting Period

On March 13, 2013, S&P Maalot issued an iIA- rating for the additional debentures issued by DBS by way of a new issuance of debentures and/or expansion of an existing series, with respect to the raising of a total of up to NIS 200 million par value.

Section 5.17 - Restrictions on and supervision of the company

In July 2013, the proposed Broadcasting (Telecommunications and Broadcasts) (Amendment no. 57) (The Authority and Council for Commercial Broadcasts) Law, 2013, was published, whereby an authority for commercial broadcasts will be established which will be the regulatory body coordinating the regulatory powers which are currently part of the Second Authority, the Second Authority Council and the Council, and will be responsible for regulating commercial broadcasts in Israel.

Section 5.18.1 - Space segment lease agreements

On May 8, 2013, the general meeting of the Company's shareholders approved the manner of voting at the general meeting of the shareholders of DBS in favor of an amendment to the existing agreement between DBS and Spacecom and an extension of the agreement for the leasing of space segments on the satellites Amos 2, Amos 3, Amos 6 and/or any other satellite that the parties agree upon, until the end of 2028 and for an amount of USD 227 million for the entire period. Subsequently, on the same day, the general meeting of the shareholders of DBS gave its approval for DBS to enter into the said agreement.

Section 5.19 – Legal proceedings

In July 2013, an action was filed in the Central District Court against DBS and HOT, together with an application for its certification as a class action. The plaintiffs allege that DBS and HOT were in breach of the provisions of the Communications Law in that over the years they advertised and promoted the affairs of different commercial entities as part of their broadcasts. The plaintiffs wish to represent all the subscribers of DBS and HOT during the 7 years prior to the filing of the action. The plaintiffs did not specify the amount of the action.

August 4, 2013

Date


"Bezeq" - The Israel Telecommunication Corp. Ltd.

Names and titles of signatories:

Shaul Elovitch, Chairman of the Board of Directors

Stella Handler, CEO

**Directors' Report on the
State of the Company's
Affairs for the Six and
Three Months Ended
June 30, 2013**



The information contained in this report constitutes a translation of the directors' report published by the Company. The Hebrew version was submitted by the Company to the relevant authorities pursuant to Israeli law, and represents the binding version and the only one having legal effect. This translation was prepared for convenience only.

We hereby present the Board of Directors' report on the state of affairs of "Bezeq" - The Israel Telecommunication Corporation Ltd. ("the Company") and the consolidated Group companies (the Company and the consolidated companies, jointly - "the Group"), for the six months ended June 30, 2013 ("the Reporting Period") and the three months then ended ("Quarter").

The Board of Directors' report includes a summary review of those matters discussed therein, and was prepared assuming the Board of Directors' report of December 31, 2012 is also available to the reader.

In its financial statements, the Group reports on four main operating segments:

- 1) **Domestic Fixed-Line Communications**
- 2) **Cellular Communications**
- 3) **International Communications, Internet and NEP Services**
- 4) **Multi-Channel Television (presented using the equity method)**

The Company's consolidated financial statements also include an "Other" segment, which comprises mainly internet services and internet portal operation services (through Walla), as well as customer call center services (through Bezeq On-Line). The "Other" segment is immaterial at the Group level.

Profit attributable to owners of the Company totaled NIS 970 million in the Reporting Period, as compared to NIS 997 million in the corresponding period last year, a decrease of 2.7%.

The Group's EBITDA (operating profit before depreciation and amortization) decreased from NIS 2,312 million in the corresponding period last year, to NIS 2,159 million in the present Reporting Period, a decrease of 6.6%.

In the Quarter, profit attributable to owners of the Company totaled NIS 473 million, as compared to NIS 415 million in the same quarter last year, an increase of 14%.

The Group's EBITDA decreased from NIS 1,104 million in the corresponding quarter to NIS 1,070 million in the present Quarter, a decrease of 3.1%.

Results for the Reporting Period and the Quarter, as compared with results for the corresponding periods last year, were affected mainly by increased competition in the telecommunications market, notably in the Cellular Communications segment, which reduced revenue. The effect of this decrease in revenue was offset by a decrease in operating expenses in the Quarter, as well as a decrease in finance expenses.

1. The Board of Directors' explanations for the state of the Company's affairs, the results of its operations, equity, cash flows, and additional matters

1.1 Financial position

1.1.1 Assets

The Group's assets as of June 30, 2013, totaled NIS 15.78 billion, as compared to NIS 16.14 billion on June 30, 2012. Of these assets, NIS 5.95 billion (37.7%) comprise property, plant and equipment, compared with NIS 6.14 billion (38%) on June 30, 2012.

The decrease in the Group's assets is mainly attributable to the Cellular Communications segment, and was offset by an increase in assets in the Domestic Fixed-Line Communications segment.

Cellular Communications assets decreased from NIS 5.40 billion on June 30, 2012, and totaled NIS 4.43 billion on June 30, 2013. This decrease was mainly attributable to a decrease in trade receivables as a result of a decrease in revenues from handset sales paid for in instalments, the factoring in of receivables of non-refundable credit-card payments, and decreased revenues from services. Decreases were also recorded in property, plant and equipment; intangible assets; inventory and cash balances.

In the Domestic Fixed-Line Communications segment, total assets net of loans and investments in investees were up as of June 30, 2012, totalling NIS 641 million. This increase is mainly attributable to an increase in current investments, mainly offset by a decrease in deferred tax assets and property, plant and equipment.

In the International Communications, Internet, and NEP segment, total assets remained unchanged as compared to June 30, 2012.

In the Multi-Channel Television segment, total assets were up by NIS 76 million. This increase was mainly due to an increase in property, plant and equipment, attributable mainly to increase investment in decoders and an increase in broadcast rights.

1.1.2 Liabilities

The Group's debt to financial institutions and bondholders as of June 30, 2013, totalled NIS 9.94 billion, as compared to NIS 9.12 billion as of June 30, 2012.¹ This increase is attributable to the Domestic Fixed-Line Communications segment, following a bond issue effected in the present Quarter as an expansion of an existing bond series (see Note 11.1 to the financial statements), and the receipt of loans from banks. This increase was offset by repayment of bonds and loans in the Domestic Fixed-Line Communications, and the Cellular Communications segments.

¹ The Group's debt to financial institutions and bondholders, net of cash and cash equivalents and current investments, totaled NIS 7.93 billion as of June 30, 2013, as compared to NIS 7.90 billion as of June 30, 2012.

1.2 Results of operations

1.2.1 Highlights

Highlights from the consolidated statement of income:

	For the six-month period ended				For the three-month period ended			
	June 30				June 30			
	2013	2012	Increase/(Decrease)		2013	2012	Increase/(Decrease)	
	NIS millions	NIS millions	NIS millions	%	NIS millions	NIS millions	NIS millions	%
Revenues	4,756	5,335	(579)	(11%)	2,351	2,595	(244)	(9%)
Operating expenses	3,251	3,739	(488)	(13%)	1,607	1,849	(242)	(13%)
Operating profit	1,505	1,596	(91)	(6%)	744	746	(2)	-
Finance expenses, net	51	33	18	55%	27	77	(50)	(65%)
Profit after finance expenses, net	1,454	1,563	(109)	(7%)	717	669	48	7%
Share in losses of investees	107	141	(34)	(24%)	67	83	(16)	(19%)
Profit before income tax	1,347	1,422	(75)	(5%)	650	586	64	11%
Income tax	377	419	(42)	(10%)	177	174	3	2%
Profit for the period	970	1,003	(33)	(3%)	473	412	61	15%
Attributable to:								
Owners of the Company	970	997	(27)	(3%)	473	415	58	14%
Non-controlling interest	-	6	(6)	(100%)	-	(3)	3	(100%)
Profit for the period	970	1,003	(33)	(3%)	473	412	61	15%
Earnings per share (NIS)								
Basic and diluted earnings per share	0.36	0.37	(0.01)	(3%)	0.17	0.15	0.02	13%

The Group's revenues were down 10.9% and 9.4% in the Reporting Period and in the Quarter, respectively. This decrease was mainly driven by the Cellular Communications market, where increased competition reduced revenue from the sale of handsets and services.

Analysis of the decrease in the Group's operating expenses:

Depreciation and amortization expenses totaled NIS 654 million in the Reporting Period, as compared to NIS 716 million in the same period last year, a decrease of 8.7%.

In the Quarter, the Group's depreciation and amortization expenses totaled NIS 326 million, as compared to NIS 358 million in the corresponding quarter last year, a decrease of 8.9%.

The decrease was mainly recorded in the Cellular Communications and Domestic Fixed-Line Communications segments.

The Group's salary expenses totaled NIS 967 million in the Reporting Period, as compared to NIS 1,016 million in the same period last year, a decrease of 4.8%.

In the Quarter, the Group's salary expenses totaled NIS 468 million, as compared to NIS 505 million in the corresponding quarter last year, a decrease of 7.3%.

The decrease in salary expenses is mainly attributable to the Cellular Communications and Domestic Fixed-Line Communications segments, primarily due to a reduction in the workforce.

The Group's operating and general expenses totaled NIS 1,720 million in the Reporting Period, as compared to NIS 2,013 million in the same period last year, a decrease of 14.6%.

In the Quarter, the Group's operating and general expenses totaled NIS 831 million, as compared to NIS 969 million in the same quarter last year, a decrease of 14.2%.

This decrease in operating and general expenses is mainly attributable to the Cellular Communications segment, and results mainly from a decrease in the cost of handset sales. Furthermore, starting 2013, Group companies are no longer required to pay royalties to the State.

The Group's other operating income, net, totaled NIS 90 million in the Reporting Period, as compared to NIS 6 million in the same period last year.

In the Quarter, the Group's other operating income, net, totaled NIS 18 million, as compared to NIS 17 million in the same quarter last year.

This increase is attributable to the Domestic Fixed-Line Communications segment.

The Group's net finance expenses totaled NIS 51 million in the Reporting Period, as compared to NIS 33 million in the same period last year, an increase of 54.6%.

In the Quarter, the Group's net finance expenses totaled NIS 27 million, as compared to NIS 77 million in the same quarter last year, a decrease of 64.9%.

Most of the increase in net finance expenses in the Reporting Period stems from the sale of all of the Group's shares in Traffix Communications Systems Ltd., for a gain of NIS 74 million in the first quarter of 2012. In the present Quarter and Reporting Period, the Group recorded a decrease in net finance expenses, mainly attributable to the Domestic Fixed-Line Communications and the Cellular Communications segments.

Income taxes totalled NIS 377 million in the Reporting Period (25.9% of the Group's profit after finance expenses, net), as compared to NIS 419 million in the same period last year (26.8% of profit after finance expenses, net).

The decrease in tax expenses in the Reporting Period is mainly attributable to the Cellular Communications segment, due to a decrease in pre-tax profit, and from tax expenses recorded in the corresponding period on gains from the sale of all the Group's shares in Traffix Communications Systems Ltd.

In the Quarter, income taxes totalled NIS 177 million (24.7% of profit after finance expenses, net), as compared to NIS 174 million in the same period last year (26% of profit after finance expenses, net).

The decrease in the percentage ratio of taxes to profit after net finance expenses is attributable to non-deductible expenses recorded in the corresponding periods last year.

1.2.2 Operating segments

A Revenue and operating profit by operating segment:

	1-6/2013		1-6/2012		4-6/2013		4-6/2012	
	NIS millions	% of revenues	NIS millions	% of revenues	NIS millions	% of revenues	NIS millions	% of revenues
Revenues by operating segment								
Domestic Fixed-Line Communications	2,250	47.3%	2,360	44.2%	1,121	47.7%	1,161	44.7%
Cellular Communications	1,879	39.5%	2,392	44.8%	915	38.9%	1,148	44.2%
International Communications, Internet and NEP Services	704	14.8%	662	12.4%	359	15.3%	330	12.7%
Multi-Channel Television	807	17.0%	825	15.5%	404	17.2%	409	15.8%
Other and setoffs*	(884)	(18.6%)	(904)	(16.9%)	(448)	(19.1%)	(453)	(17.4%)
Total Group revenues	4,756	100%	5,335	100%	2,351	100%	2,595	100%

	1-6/2013		1-6/2012		4-6/2013		4-6/2012	
	NIS millions	% of segment revenues	NIS millions	% of segment revenues	NIS millions	% of segment revenues	NIS millions	% of segment revenues
Operating profit by segment								
Domestic Fixed-Line Communications	1,045	46.4%	976	41.4%	510	45.5%	437	37.6%
Cellular Communications	360	19.2%	526	22.0%	186	20.3%	259	22.6%
International Communications, Internet and NEP Services	116	16.5%	103	15.6%	60	16.7%	53	16.1%
Multi-Channel Television	135	16.7%	126	15.3%	68	16.8%	74	18.1%
Other and setoffs	(151)	-	(135)	-	(80)	-	(77)	-
Consolidated operating profit / % of Group revenues	1,505	31.6%	1,596	29.9%	744	31.6%	746	28.8%

* Setoffs are mainly attributable to the Multi-Channel Television segment, an associate company.

B Domestic Fixed-Line Communication Segment

Revenues

The segment's revenues in the Reporting Period totaled NIS 2,250 million, as compared to NIS 2,360 million in the same period last year, a decrease of 4.6%. In the Quarter, the segment's revenues totaled NIS 1,121 million, as compared to NIS 1,161 million in the same period last year, a decrease of 3.4%.

This decrease in the segment's revenues is mainly attributable to decreased revenues from telephone operations, primarily as a result of erosion in revenue per phone line, a decrease in the segment's subscriber base, and a decrease in revenue from connectivity fees to cellular networks.

The decrease in revenues was partially offset by an increase in revenues from internet operations, mainly as a result of an increase in the number of internet subscribers and in revenue per subscriber.

Operating expenses:

Depreciation and amortization expenses totaled NIS 335 million in the Reporting Period, as compared to NIS 356 million in the same period last year, a decrease of 5.9%.

In the Quarter, depreciation and amortization expenses totaled NIS 168 million, as compared to NIS 178 million in the same period last year, a decrease of 5.6%.

The decrease is attributable to the write-off of the old network in 2012, the write-off of other property, plant and equipment, and adjustment of depreciation rates. The decrease was partially offset by the amortization of new investments.

Salary expenses totaled NIS 512 million in the Reporting Period, as compared to NIS 534 million in the same period last year, a decrease of 4.1%.

In the Quarter, salary expenses totaled NIS 242 million, as compared to NIS 267 million in the same period last year, a decrease of 9.4%.

Salary expenses were down mainly due to a reduction in the workforce and in share-based payments. In the present Reporting Period, this decrease was partially offset by a decrease in salaries attributable to investment and wage creep.

Operating and general expenses totaled NIS 448 million in the Reporting Period, as compared to NIS 500 million in the same period last year, a decrease of 10.4%.

In the Quarter, operating and general expenses totaled NIS 218 million, as compared to NIS 263 million in the same period last year, a decrease of 17.1%.

The decrease is mainly attributable to the fact that, starting 2013, the Group is no longer required to pay royalties to the State. Operating and general expenses were also down due to a reduction in interconnect fees paid to communication carriers, along with a corresponding decrease in revenues from interconnect fees. Operating expenses were also down due to the Company's streamlining efforts.

The decrease in these expenses was partially offset in the Reporting Period by a reduction in the obligation to pay frequency licensing fees in the first quarter of 2012.

Other operating income, net, totaled NIS 90 million in the Reporting Period, as compared to NIS 6 million in the same period last year.

In the Quarter, other operating income, net, totaled NIS 17 million, as compared to NIS 16 million in the same period last year.

The increase is due mainly to increased capital gains on the sale of real estate assets and copper, and due to a NIS 54 million loss recorded in the corresponding quarter off last year following the termination of a customer relations management system project. The increase was partially offset by a NIS 35 million net expense, recognized on the termination of employment by way of early retirement in the Reporting Period, and an expense of NIS 50 million recognized in the Quarter (see Note 10 to the financial statements).

Profitability:

Operating profit for the segment totaled NIS 1,045 million in the Reporting Period, as compared to NIS 976 million in the same period last year, an increase of 7.1%.

In the Quarter, operating profit totaled NIS 510 million, as compared to NIS 437 million in the same period last year, an increase of 16.7%.

This increase in operating profit is attributable to the aforesaid developments, as detailed for the various revenue and expense items.

Finance expenses, net:

Net finance expenses totaled NIS 105 million in the Reporting Period, as compared to NIS 125 million in the same period last year, a decrease of 16%.

In the Quarter, net finance expenses totaled NIS 53 million, as compared to NIS 76 million in the same period last year, a decrease of 30.3%.

The decrease in net finance expenses is mainly due to a decrease in finance expenses following the revaluation of an obligation to distribute dividends which does not pass the profit test, and a decrease in linkage and interest expenses on bonds following their repayment as well as a reduction in the CPI growth rate as compared to the corresponding periods. The decrease in net finance expenses was partially offset by a decrease in finance income from loans extended to investees, mainly following a reduction in the balance of these loans. In the Reporting Period, finance expenses were also partially offset by recognition of finance income following a decrease in frequency licensing fee obligations in the first quarter of 2012.

C Cellular Communications segment

Revenues

Segment revenues totaled NIS 1,879 million in the Reporting Period, as compared to NIS 2,392 million in the same period last year, a decrease of 21.4%.

In the Quarter, revenues totaled NIS 915 million, as compared to NIS 1,148 million in the same period last year, a decrease of 20.3%.

Revenues were down due to a significant increase in competition, as detailed in the 2012 Periodic Report.

Segment revenues from services totaled NIS 1,410 million in the Reporting Period, as compared to NIS 1,691 million in the same period last year, a decrease of 16.6%.

In the Quarter, revenues from services totaled NIS 696 million, as compared to NIS 857 million in the same period last year, a decrease of 18.8%.

Revenues from services were down due to lower tariffs as a result of increased competition, and migration to unlimited usage plans which reduced the average revenue per user (ARPU). Revenues from services were also negatively affected by a decrease in the total number of subscribers. The decrease in revenues was partially offset by an increase in revenues from cellular operators using the segment's network

Revenues from the sale of handsets totaled NIS 469 million in the Reporting Period, as compared to NIS 701 million in the same period last year, a decrease of 33.1%.

In the Quarter, revenues from the sale of handsets totaled NIS 219 million, as compared to NIS 291 million in the same period last year, a decrease of 24.7%.

Revenues from handset sales were down mainly due to a decrease in the number of handsets sold as well as in their selling price. This reduction is attributable, inter alia, to the market being opened to imports, and the opening of numerous stores selling handsets.

Operating expenses:

Depreciation and amortization expenses totaled NIS 234 million in the Reporting Period, as compared to NIS 272 million in the same period last year, a decrease of 14%.

In the Quarter, depreciation and amortization expenses totaled NIS 113 million, as compared to NIS 137 million in the same period last year, a decrease of 17.5%.

Depreciation and amortization expenses were down mainly due to cessation of capitalization of subscriber acquisition costs, and assets whose depreciation period has ended.

Salary expenses totaled NIS 223 million in the Reporting Period, as compared to NIS 262 million in the same period last year, a decrease of 14.9%.

In the Quarter, salary expenses totaled NIS 109 million, as compared to NIS 130 million in the same period last year, a decrease of 16.2%.

The decrease in salary expenses is mainly attributable to a reduction in the workforce.

Operating and general expenses totaled NIS 1,062 million in the Reporting Period, as compared to NIS 1,332 million in the same period last year, a decrease of 20.3%.

In the Quarter, operating and general expenses totaled NIS 507 million, as compared to NIS 622 million in the same period last year, a decrease of 18.5%.

The decrease was mainly due to a decrease in the cost of handset sales, primarily attributable to a decrease in the number of handsets sold, the cancellation of mandatory royalty payments to the State starting 2013, a decrease in bad and doubtful debt expenses and a decrease in distribution fees. Expenses were also down due to a one-time decrease of NIS 30 million in site rental fees following adjustment of a liability estimate included in the financial statements.

Operating profit for the segment totaled NIS 360 million in the Reporting Period, as compared to NIS 526 million in the same period last year, a decrease of 31.5%.

In the Quarter, operating profit totaled NIS 186 million, as compared to NIS 259 million in the same period last year, a decrease of 28.2%.

This decrease in operating profit was mainly due to decreased revenue from services and a reduction in handset sales and the profitability of these sales, as aforesaid.

Finance income, net:

Net finance income for the segment totaled NIS 59 million in the Reporting Period, as compared to NIS 22 million in the same period last year.

In the Quarter, net finance income totaled NIS 30 million, while no net finance income was recorded in the corresponding quarter last year.

The increase in net finance income was mainly due to lower debt balances. In addition, a one-time liability adjustment led to a NIS 10 million reduction in finance expenses.

D International Communications, Internet and NEP Services

Revenues:

Segment revenues totaled NIS 704 million in the Reporting Period, as compared to NIS 662 million in the same period last year, an increase of 6.3%.

In the Quarter, segment revenues totaled NIS 359 million, as compared to NIS 330 million in the same period last year, an increase of 8.8%.

The increase in Revenues was mainly due to increased revenues from call transfers between communication carriers worldwide, increased revenues from enterprise communication solutions (ICT), and increased revenues from internet operations due to an increase in the number of subscribers.

This increase was partially offset by a decrease in revenues from outgoing calls, stemming mainly from migration to plans offering unlimited international calls.

Operating expenses:

Depreciation and amortization expenses totaled NIS 64 million in the Reporting Period, as compared to NIS 69 million in the same period last year, a decrease of 7.3%.

In the Quarter, Depreciation and amortization expenses totaled NIS 33 million, as compared to NIS 34 million in the same period last year, a decrease of 2.9%.

The decrease is mainly due to extension of the agreement for irrevocable bandwidth usage rights in a submarine communications cable, serving as a back-up to the segment's own cable.

Salary expenses totaled NIS 143 million in the Reporting Period, as compared to NIS 136 million in the same period last year, an increase of 5.2%.

In the Quarter, salary expenses totaled NIS 70 million, as compared to NIS 66 million in the same period last year, an increase of 6.1%.

The increase is mainly due to a decrease in capitalized salary costs attributable to investments in the segment, and an increase in the number of employees providing outsourcing services in ICT operations.

Operating and general expenses totaled NIS 381 million in the Reporting Period, as compared to NIS 354 million in the same period last year, an increase of 7.6%.

In the Quarter, operating and general expenses totaled NIS 196 million, as compared to NIS 176 million in the same period last year, an increase of 11.4%.

The increase in expenses was due to an increase in costs related to call transfers between global communications carriers, and increased expenses from enterprise communications solutions. These increases were partially offset by a decrease in expenses due to outgoing calls, which was mirrored in the corresponding revenue item, as aforesaid.

Profitability:

Operating profit in the segment totaled NIS 116 million and NIS 60 million in the Reporting Period and Quarter, respectively, as compared to NIS 103 million and NIS 53 million in the corresponding periods last year, an increase of 13%.

This increase in operating profit is attributable to the aforesaid developments, detailed for the various revenue and expense items.

E Multi-Channel Television

Revenues:

The segment's revenues totaled NIS 807 million in the Reporting Period, as compared to NIS 825 million in the same period last year, a decrease of 2.2%.

This decrease in revenues was mainly attributable to a one-time sale of content in the first quarter of 2012, and a year-on-year decrease in the average number of customers in the Reporting Period.

In the Quarter, segment revenues totaled NIS 404 million, as compared to NIS 409 million in the same period last year, a decrease of 1.2%.

The decrease is mainly attributable to a decrease in revenue per subscriber and a decrease in the average number of subscribers in the present Quarter as compared to the same quarter last year.

The year-on-year decline in revenues for the Quarter and the Reporting Period was offset by increased revenues from use of advanced products.

Costs and expenses:

Cost of sales in the Reporting Period totaled NIS 519 million, as compared to NIS 528 million in the same period last year, a decrease of 1.7%.

In the Quarter, cost of sales totaled NIS 261 million, as compared to NIS 256 million in the same period last year, an increase of 2%.

Cost of sales was affected mainly by lower expenses on royalties, content, and space segments, which was offset by increased depreciation expenses.

Sales, marketing, and general and administrative expenses totaled NIS 153 million in the Reporting Period, as compared to NIS 171 million in the same period last year, a decrease of 10.5%.

The decrease in these expenses is mainly attributable to lower advertising expenditure and reduced depreciation and amortization expenses following cessation of the discounting of subscriber acquisition costs.

In the Quarter, sales, marketing, and general and administrative expenses totaled NIS 75 million, as compared to NIS 79 million in the same period last year, a decrease of 5.1%. These expenses were down in the Quarter due to lower depreciation and amortization expenses.

Profitability:

Operating profit for the segment totaled NIS 135 million in the Reporting Period, as compared to NIS 126 million in the same period last year, an increase of 7.1%.

In the Quarter, profitability totaled NIS 68 million, as compared to NIS 74 million in the same period last year, a decrease of 8.1%.

This change in operating profit is attributable to the aforesaid developments, detailed for the various revenue and expense items.

1.3 Equity

Equity attributable to owners of the Company totaled NIS 2.57 billion as of June 30, 2013, comprising 16.3% of the balance sheet total. Equity remained stable compared to June 30, 2012.

The stability in equity is mainly due to the Group's earnings less NIS 1.86 billion in dividends distributed in the second half of 2012 and in the first half of 2013, on account of the Group's earnings for 2012 (see Note 6.2 to the financial statements).

On August 4, 2013, the Company's Board of Directors resolved to recommend that the general meeting of the Company's shareholders (summoned for August 27, 2013) distribute a cash dividend to shareholders, to a total amount of NIS 969 million.

1.4 Cash flow

Consolidated cash flows from operating activities in the Reporting Period totaled NIS 2,074 million, as compared to NIS 1,988 million in the same period last year, an increase of NIS 86 million.

In the Quarter, consolidated cash flows from operating activities totaled NIS 1,102 million, as compared to NIS 990 million in the same period last year, an increase of NIS 112 million.

The increase is mainly attributable to the Domestic Fixed-Line Communications segment, mostly due to changes in working capital which were offset by changes in profit and profit adjustments. The increase was partially offset by a decrease in cash flows from operating activities in the Cellular Communications segment, due to lower net profits, partially offset by a decrease in working capital. The decrease in working capital was mainly the result of a decrease in installment-based handset sales, which reduced trade receivables balances along with a corresponding decrease in payments to handset suppliers. Working capital was also affected by the factoring in of receivables paid in installments by credit-card.

In the present Reporting Period, the Group invested NIS 497 million in developing communications infrastructures, as compared to NIS 700 million in the same period last year.

The decrease in investment was mainly due to completion of the NGN project, and deployment of the submarine cable. The Group also invested a net amount of NIS 371 million in financial assets held for trading, as compared to net proceeds of NIS 320 million recorded in the corresponding period last year on the sale of financial assets held for trading.

In the present Reporting Period, the Group recorded NIS 727 million in debt repayments and interest payments. This figure compares to NIS 761 million recorded in the same period last year.

However, in the present Quarter, the Group raised NIS 869 million in debt through a bonds issue in its Domestic Fixed-Line Communications segment (see Section 5.1 below).

Furthermore, the Group paid a dividend of NIS 1,361 million in the present Quarter, as compared to NIS 1,574 million in the same quarter last year.

In the Reporting Period, the average balance of long-term liabilities (including current maturities) to financial institutions and bondholders totaled NIS 9,565 million.

Average supplier credit in the Reporting Period was NIS 694 million.

Average short-term customer credit in the Reporting Period was NIS 2,885 million.

Average long-term customer credit was NIS 912 million.

As of June 30, 2013, the Group had a working capital surplus of NIS 1,551 million, as compared to a working capital surplus of NIS 649 million on June 30, 2012.

According to its separate financial statements, the Company had a working capital surplus of NIS 70 million as of June 30, 2013, as compared to a deficit of NIS 980 million on June 30, 2012.

The change in working capital was mainly attributable to an increase in current investment balances.

2. Market Risk - Exposure and Management

- 2.1 Fair value sensitivity analysis and the effects of changes in market prices on the fair value of on- and off-balance sheet items for which there was a strong commitment as of June 30, 2013, are not materially different than as reported on December 31, 2012.
- 2.2 The linkage bases report as of June 30, 2013, is not materially different than the report for December 31, 2012, except for additional forward transactions totaling NIS 322 million in the Domestic Fixed-Line Communications segment. These transactions seek to minimize the exposure of Bonds (Series 5) to fluctuations in the Consumer Price Index. The report as of June 30, 2013 also includes forward transactions totaling USD 75 million in the Cellular Communications segment aimed at minimizing exposure to fluctuations in exchange rates. Furthermore, subsequent to the financial position statement date, the Company signed five additional forward contracts totaling NIS 1.034 billion for minimizing the exposure of Bonds (Series 6) to changes in the Consumer Price Index (see Note 11.3 to the financial statements).

3. Corporate Governance

3.1 Disclosure concerning the financial statements' approval process

3.1.1 Committee

The Company's Financial Statements Review Committee is a separate committee which does not serve as the Audit Committee. The Committee comprises 4 members, as follows: Yitzhak Idelman, chairman (external director); Mordechai Keret (external director); Tali Simone (external director); and Dr. Yehoshua Rosenzweig (independent director). All Committee members have accounting and financial expertise. All Committee members have submitted a statement prior to their appointment. For more information concerning the directors serving on the Committee, see Chapter D of the Company's Periodic Report for 2012.

3.1.2 Financial statements approval process

- A The Financial Statements Review Committee discussed and finalized its recommendations to the Company's Board of Directors in its meetings of July 30, 2013, and August 1, 2013.

The Committee's meetings of July 30, 2013, and August 1, 2013, were attended by all Committee members and by the Chairman of the Board, Mr. Shaul Elovitch; Company CEO, Ms. Stella Handler; Deputy CEO and CFO, Mr. Dudu Mizrahi; the Corporate Secretary, Ms. Linor Yochelman; Company Comptroller, Mr. Danny Oz; the Internal Auditor, Mr. Lior Segal; the General Counsel, Mr. Amir Nachlieli; Mr. Rami Nomkin - director; the external auditors; and other Company officers.

- B The Committee reviewed, inter alia, the assessments and estimates made in connection with the financial statements; internal controls over financial reporting; full and proper disclosure in the financial statements; and the accounting policies adopted on material matters.
- C The Committee submitted its recommendations to the Company's Board of Directors in writing on August 1, 2013.

The Board of Directors discussed the Financial Statements Review Committee's recommendations and the financial statements on August 4, 2013.

- D The Company's Board of Directors believes that the Financial Statements Review Committee's recommendations were submitted a reasonable time (three days) prior to the Board meeting, taking into account the scope and complexity of these recommendations.
- E The Company's Board of Directors adopted the Financial Statements Review Committee's recommendations and resolved to approve the Company's financial statements for the second quarter of 2013.

4. Disclosure Concerning the Company's Financial Reporting

4.1 Critical accounting estimates

Information concerning key matters of uncertainty in critical estimates and judgments used in the application of accounting policies can be found in Note 2.4 to the financial statements.

- 4.2 Due to the material nature of legal actions brought against the Group, which cannot yet be assessed or for which the Group cannot yet estimate its exposure, the auditors drew attention to these actions in their opinion concerning the financial statements.

5. Details of debt certificate series

- 5.1 On May 29, 2013, the Company completed a private issue to classified investors, effected by way of expanding existing Bonds (Series 6) and Bonds (Series 7) issued by the Company under a shelf prospectus dated June 1, 2011, and an amendment to the said prospectus dated June 22, 2011:

Bonds (Series 6) - an issue of NIS 600,265,000 par value, in return for NIS 680.1 million.

Bonds (Series 7) - an issue of NIS 189,900,000 par value, in return for NIS 189.9 million. Following the expansion of this series, the total liability for Bonds (Series 7) has become material in relation to the Company's total liabilities balance.

The terms of the bonds issued as aforesaid are identical to the terms of the bonds from those series currently in circulation (see Note 11.1 to the financial statements).

5.2 Bonds (Series 5)

On June 1, 2013, the Company repaid NIS 397,827,833 par value in bonds. The fair value and market value totaled NIS 1,608,815,758 as of June 30, 2013.

- 5.3 Concerning Standard & Poor's Maalot's iIAA/Stable Outlook rating for the Company (and its bonds) on April 22, 2013, Standard & Poor's Maalot issued a full rating report for its rating from

February 21, 2013. Furthermore, on May 23, 2013, Standard & Poor's Maalot affirmed its iIAA rating for up to NIS 1 billion par value in bonds to be issued by the Company through the expansion of Series 6 and 7.

Concerning Midroog's rating of the Company's bonds, on May 22, 2013, Midroog affirmed its Aa2 Stable rating for up to NIS 1 billion par value in bonds, to be raised through expansion of Series 6 and 7. Moreover, on July 23, 2013, Midroog re-affirmed its Aa2 Stable rating for the Company's Bonds (Series 5 through 8).

- 5.4** In addition to the aforesaid, details concerning debt certificate series as of June 30, 2013, do not differ materially from the report as of December 31, 2012.

6. Miscellaneous

For information concerning the liabilities balances of the reporting corporation and those companies consolidated or proportionately consolidated in its financial statements as of June 30, 2013, see the Company's reporting form on the MAGNA system, dated August 5, 2013.

We thank the managers of the Group's companies, its employees, and shareholders.


Shaul Elovitch
Chairman of the Board

Stella Handler
CEO

Signed: August 4, 2013

Bezeq The Israel Telecommunication Corporation Ltd.

Condensed Consolidated Interim Financial Statements as at June 30, 2013 (Unaudited)



The information contained in these financial statements constitutes a translation of the financial statements published by the Company. The Hebrew version was submitted by the Company to the relevant authorities pursuant to Israeli law, and represents the binding version and the only one having legal effect. This translation was prepared for convenience purposes only.

Contents	Page
Auditors' Report	2
Condensed Consolidated Interim Financial Statements as at June 30, 2013 (unaudited)	
Condensed Consolidated Interim Statements of Financial Position	3
Condensed Consolidated Interim Statements of Income	5
Condensed Consolidated Interim Statements of Comprehensive Income	6
Condensed Consolidated Interim Statements of Changes in Equity	7
Condensed Consolidated Interim Statements of Cash Flows	12
Notes to the Condensed Consolidated Interim Financial Statements	14



Somekh Chaikin
8 Hartum Street, Har Hotzvim
PO Box 212, Jerusalem 91001
Israel

Telephone 972 2 531 2000
Fax 972 2 531 2044
Internet www.kpmg.co.il

Review Report to the Shareholders of "Bezeq" - The Israel Telecommunication Corporation Ltd.

Introduction

We have reviewed the accompanying financial information of "Bezeq" -The Israel Telecommunication Corporation Ltd. and its subsidiaries (hereinafter – "the Group") comprising of the condensed consolidated interim statement of financial position as of June 30, 2013 and the related condensed consolidated interim statements of income, comprehensive income, changes in equity and cash flows for the six and three month periods then ended. The Board of Directors and Management are responsible for the preparation and presentation of interim financial information for these interim periods in accordance with IAS 34 "Interim Financial Reporting", and are also responsible for the preparation of financial information for these interim periods in accordance with Section D of the Securities Regulations (Periodic and Immediate Reports), 1970. Our responsibility is to express a conclusion on interim financial information for these interim periods based on our review.

We did not review the condensed interim financial information of certain consolidated subsidiaries whose assets constitute approximately 2% of the total consolidated assets as of June 30, 2013, and whose revenues constitute approximately 1.5% of the total consolidated revenues for the six and three month periods then ended. The condensed interim financial information of those companies was reviewed by other auditors whose review reports thereon were furnished to us, and our conclusion, insofar as it relates to amounts included for such companies, is based solely on the said review reports of the other auditors.

Scope of Review

We conducted our review in accordance with Standard on Review Engagements 1, "Review of Interim Financial Information Performed by the Independent Auditor of the Entity" of the Institute of Certified Public Accountants in Israel. A review of interim financial information consists of making inquiries, primarily of persons responsible for financial and accounting matters, and applying analytical and other review procedures. A review is substantially less in scope than an audit conducted in accordance with generally accepted auditing standards in Israel and consequently does not enable us to obtain assurance that we will become aware of all significant matters that might have been identified in an audit. Accordingly, we do not express an audit opinion.

Conclusion

Based on our review and the review reports of other auditors, nothing has come to our attention that causes us to believe that the accompanying financial information is not prepared, in all material respects, in accordance with IAS 34.

In addition to that mentioned in the previous paragraph, based on our review and the review reports of other auditors, nothing has come to our attention that causes us to believe that the abovementioned interim financial information does not comply, in all material respects, with the disclosure requirements of Section D of the Securities Regulations (Periodic and Immediate Reports), 1970.

Without qualifying our abovementioned conclusion, we draw attention to lawsuits filed against the Group which cannot yet be assessed or the exposure in respect thereof cannot yet be estimated, as set forth in Note 5.

Somekh Chaikin

Certified Public Accountants (Isr.)

August 4, 2013

Condensed Consolidated Interim Statements of Financial Position

Assets	Note	June 30, 2013	June 30, 2012	December 31, 2012
		(Unaudited)	(Unaudited)	(Audited)
		NIS million	NIS million	NIS million
Cash and cash equivalents		544	603	466
Investments, including derivatives	11.2.2	1,463	626	1,081
Trade receivables		2,863	3,116	2,927
Other receivables		334	336	321
Inventory		142	206	123
Assets classified as held for sale		97	28	44
Total current assets		5,443	4,915	4,962
Investments, including derivatives		89	95	90
Trade and other receivables		817	1,324	1,074
Property, plant and equipment		5,948	6,135	6,076
Intangible assets		2,135	2,203	2,178
Deferred and other expenses		265	279	255
Investments in equity-accounted investees (mainly loans)		1,015	1,019	1,005
Deferred tax assets		66	172*	128*
Total non-current assets		10,335	11,227	10,806
Total assets		15,778	16,142	15,768

Condensed Consolidated Interim Statements of Financial Position (Contd.)

Liabilities	June 30, 2013	June 30, 2012	December 31, 2012
	(Unaudited)	(Unaudited)	(Audited)
	NIS million	NIS million	NIS million
Debentures, loans and borrowings	1,076	735	1,140
Trade payables	685	900	790
Other payables, including derivatives	646	686	703
Current tax liabilities	598	483	456
Provisions	124	174	155
Employee benefits	273	318*	251*
Dividend payable	490	970	969
Total current liabilities	3,892	4,266	4,464
Debentures	4,732	4,317	4,250
Loans	4,131	4,073	4,156
Employee benefits	256	246*	260*
Other liabilities	81	79	62
Provisions	67	70	66
Deferred tax liabilities	48	55	55
Dividend payable	-	467	-
Total non-current liabilities	9,315	9,307	8,849
Total liabilities	13,207	13,573	13,313
Total equity	2,571	2,569*	2,455*
Total liabilities and equity	15,778	16,142	15,768

Shaul Elovitch
Chairman of the Board

Stella Handler
CEO

David "Dudu" Mizrahi
Deputy CEO and CFO

Date of approval of the financial statements: August 4, 2013

* Restated following retrospective application of the amendment to IAS 19 - Employee Benefits. See Note 3.2C.

The attached notes are an integral part of these condensed consolidated interim financial statements.

Condensed Consolidated Interim Statements of Income

	Six months ended		Three months ended		Year ended
	June 30		June 30		December 31
	2013	2012	2013	2012	2012
	(Unaudited)	(Unaudited)	(Unaudited)	(Unaudited)	(Audited)
	NIS million	NIS million	NIS million	NIS million	NIS million
Revenues (Note 8)	4,756	5,335	2,351	2,595	10,278
Cost of Activities					
Depreciation and amortization	654	716	326	358	1,436
Salaries	967	1,016	468	505	1,976*
General and operating expenses (Note 9)	1,720	2,013	831	969	3,953
Other operating expenses (income), net (Note 10)	(90)	(6)	(18)	17	(128)
	3,251	3,739	1,607	1,849	7,237
Operating profit	1,505	1,596	744	746	3,041
Financing expenses (income)					
Financing expenses	284	325	144	193	649*
Financing income	(233)	(292)	(117)	(116)	(498)
Financing expenses, net	51	33	27	77	151
Profit after financing expenses, net	1,454	1,563	717	669	2,890
Share in losses of equity-accounted investees	(107)	(141)	(67)	(83)	(245)
Profit before income tax	1,347	1,422	650	586	2,645
Income tax	377	419	177	174	778*
Profit for the period	970	1,003	473	412	1,867
Attributable to:					
Owners of the Company	970	997	473	415	1,861*
Non-controlling interests	-	6	-	(3)	6
Profit for the period	970	1,003	473	412	1,867
Earnings per share (NIS)					
Basic and diluted earnings per share	0.36	0.37	0.17	0.15	0.68

* Restated following retrospective application of the amendment to IAS 19 - Employee Benefits. See Note 3.2C.

The attached notes are an integral part of these condensed consolidated interim financial statements

Condensed Consolidated Interim Statements of Comprehensive Income

	Six months ended		Three months ended		Year ended
	June 30		June 30		December 31
	2013	2012	2013	2012	2012
	(Unaudited)	(Unaudited)	(Unaudited)	(Unaudited)	(Audited)
	NIS million	NIS million	NIS million	NIS million	NIS million
Profit for the period	970	1,003	473	412	1,867*
Items of other comprehensive income not transferred to profit or loss					
Actuarial gains, net of tax	-	-	-	-	(20)
Items of other comprehensive income (net of tax) to be transferred to profit or loss subsequent to initial recognition in comprehensive income	(10)	(8)	(17)	(2)	(7)
Total comprehensive income for the period	960	995	456	410	1,840
Attributable to:					
Owners of the Company	960	989	456	413	1,834*
Non-controlling interests	-	6	-	(3)	6
Total comprehensive income for the period	960	995	456	410	1,840

* Restated following retrospective application of the amendment to IAS 19 - Employee Benefits. See Note 3.2C.

The attached notes are an integral part of these condensed consolidated interim financial statements.

Condensed Consolidated Interim Statements of Changes in Equity

	Share capital	Share premium	Capital reserve for employee options	Capital reserve for a transaction between a corporation and a controlling shareholder	Other reserves	Retained deficit	Total equity
	NIS million	NIS million	NIS million	NIS million	NIS million	NIS million	NIS million
	Attributable to owners of the Company						
Six months ended June 30, 2013							
Balance as at January 1, 2013 (Audited)	3,837	100	256	390	(38)	(2,090)*	2,455
Profit for the period (Unaudited)	-	-	-	-	-	970	970
Other comprehensive income for the period, net of tax (Unaudited)	-	-	-	-	(10)	-	(10)
Total comprehensive income for the period	-	-	-	-	(10)	970	960
Transactions with owners recognized directly in equity							
Dividends to shareholders of the Company (Unaudited)	-	-	-	-	-	(861)	(861)
Share-based payments(Unaudited)	-	-	16	-	-	-	16
Exercise of options for shares (Unaudited)	1	2	(2)	-	-	-	1
Balance as at June 30, 2013 (Unaudited)	3,838	102	270	390	(48)	(1,981)	2,571

* Restated following retrospective application of the amendment to IAS 19 - Employee Benefits. See Note 3.2C.

The attached notes are an integral part of these condensed consolidated interim financial statements.

Condensed Consolidated Interim Statements of Changes in Equity (Contd.)

	Share capital	Share premium	Capital reserve for employee options	Capital reserve for a transaction between a corporation and a controlling shareholder	Other reserves	Retained deficit	Total	Non- controlling interests	Total equity
	NIS million	NIS million	NIS million	NIS million	NIS million	NIS million	NIS million	NIS million	NIS million
Attributable to owners of the Company									
Six months ended June 30, 2012									
Balance as at January 1, 2012 (Audited)	3,826	68	220	390	(2)	(1,860)*	2,642	38	2,680
Profit for the period (Unaudited)	-	-	-	-	-	997	997	6	1,003
Other comprehensive income for the period, net of tax (Unaudited)	-	-	-	-	(8)	-	(8)	-	(8)
Total comprehensive income for the period	-	-	-	-	(8)	997	989	6	995
Transactions with owners recognized directly in equity									
Dividends to shareholders of the Company (Unaudited)	-	-	-	-	-	(1,074)	(1,074)	-	(1,074)
Share-based payments(Unaudited)	-	-	39	-	-	-	39	-	39
Exercise of options for shares (Unaudited)	5	14	(17)	-	-	-	2	-	2
Exercise of options for shares in a subsidiary (Unaudited)	-	-	-	-	2	-	2	6	8
Acquisition of non-controlling interests (Unaudited)	-	-	-	-	(31)	-	(31)	(46)	(77)
Distribution to holders of non-controlling interests less their investments in a subsidiary (Unaudited)	-	-	-	-	-	-	-	(4)	(4)
Balance as at June 30, 2012 (Unaudited)	3,831	82	242	390	(39)	(1,937)	2,569	-	2,569

* Restated following retrospective application of the amendment to IAS 19 - Employee Benefits. See Note 3.2C.

The attached notes are an integral part of these condensed consolidated interim financial statements.

Condensed Consolidated Interim Statements of Changes in Equity (Contd.)

	Share capital	Share premium	Capital reserve for employee options	Capital reserve for a transaction between a corporation and a controlling shareholder	Other reserves	Retained deficit	Total equity
	NIS million	NIS million	NIS million	NIS million	NIS million	NIS million	NIS million
Attributable to owners of the Company							
Three months ended June 30, 2013							
Balance as at April 1, 2013 (Audited)	3,837	100	264	390	(31)	(1,593)	2,967
Profit for the period (Unaudited)	-	-	-	-	-	473	473
Other comprehensive income for the period, net of tax (Unaudited)	-	-	-	-	(17)	-	(17)
Total comprehensive income for the period	-	-	-	-	(17)	473	456
Transactions with owners recognized directly in equity							
Dividends to shareholders of the Company (Unaudited)	-	-	-	-	-	(861)	(861)
Share-based payments (Unaudited)	-	-	8	-	-	-	8
Exercise of options for shares (Unaudited)	1	2	(2)	-	-	-	1
Balance as at June 30, 2013 (Unaudited)	3,838	102	270	390	(48)	(1,981)	2,571

* Restated following retrospective application of the amendment to IAS 19 - Employee Benefits. See Note 3.2C.

The attached notes are an integral part of these condensed consolidated interim financial statements

Condensed Consolidated Interim Statements of Changes in Equity (Contd.)

	Share capital	Share premium	Capital reserve for employee options	Capital reserve for a transaction between a corporation and a controlling shareholder	Other reserves	Retained deficit	Total	Non- controlling interests	Total equity
	NIS million	NIS million	NIS million	NIS million	NIS million	NIS million	NIS million	NIS million	NIS million
Attributable to owners of the Company									
Three months ended June 30, 2012									
Balance as at April 1, 2012 (Unaudited)	3,830	80	224	390	(8)	(1,278)*	3,238	43	3,281
Profit for the period (Unaudited)	-	-	-	-	-	415	415	(3)	412
Other comprehensive income for the period, net of tax (Unaudited)	-	-	-	-	(2)	-	(2)	-	(2)
Total comprehensive income for the period	-	-	-	-	(2)	415	413	(3)	410
Transactions with owners recognized directly in equity									
Dividends to shareholders of the Company (Unaudited)	-	-	-	-	-	(1,074)	(1,074)	-	(1,074)
Share-based payments(Unaudited)	-	-	19	-	-	-	19	-	19
Exercise of options for shares (Unaudited)	1	2	(1)	-	-	-	2	-	2
Exercise of options for shares in a subsidiary (Unaudited)	-	-	-	-	2	-	2	6	8
Acquisition of non-controlling interests (Unaudited)	-	-	-	-	(31)	-	(31)	(46)	(77)
Balance as at June 30, 2012 (Unaudited)	3,831	82	242	390	(39)	(1,937)	2,569	-	2,569

* Restated following retrospective application of the amendment to IAS 19 - Employee Benefits. See Note 3.2C.

The attached notes are an integral part of these condensed consolidated interim financial statements.

Condensed Consolidated Interim Statements of Changes in Equity (Contd.)

	Share capital	Share premium	to employees	Capital reserve for a transaction between a corporation and a controlling shareholder	Other reserves	Retained deficit	Total	Non- controlling interests	Total equity
	NIS million	NIS million	NIS million	NIS million	NIS million	NIS million	NIS million	NIS million	NIS million
Attributable to owners of the Company									
Year ended December 31, 2012 (Audited)									
Balance as at January 1, 2012	3,826	68	220	390	(2)	(1,860)*	2,642	38	2,680
Profit for the year	-	-	-	-	-	1,861*	1,861	6	1,867
Other comprehensive income for the year, net of tax	-	-	-	-	(7)	(20)	(27)	-	(27)
Total comprehensive income for the year	-	-	-	-	(7)	1,841	1,834	6	1,840
Transactions with owners recognized directly in equity									
Dividend to Company shareholders	-	-	-	-	-	(2,071)	(2,071)	-	(2,071)
Share-based payments	-	-	72	-	-	-	72	-	72
Exercise of options for shares	11	32	(36)	-	-	-	7	-	7
Exercise of options for shares in a subsidiary	-	-	-	-	2	-	2	6	8
Acquisition of non-controlling interests	-	-	-	-	(31)	-	(31)	(46)	(77)
Distribution to holders of non-controlling interests less their investments in a subsidiary	-	-	-	-	-	-	-	(4)	(4)
Balance as at December 31, 2012	3,837	100	256	390	(38)	(2,090)	2,455	-	2,455

* Restated following retrospective application of the amendment to IAS 19 - Employee Benefits. See Note 3.2C.

The attached notes are an integral part of these condensed consolidated interim financial statements

Condensed Consolidated Interim Statements of Cash Flows

	Six months ended		Three months ended		Year ended
	June 30		June 30		December 31
	2013	2012	2013	2012	2012
	(Unaudited)	(Unaudited)	(Unaudited)	(Unaudited)	(Audited)
Cash flows from operating activities					
Profit for the period	970	1,003	473	412	1,867*
Adjustments:					
Depreciation and amortization	654	716	326	358	1,436
Share in losses of equity-accounted investees	107	141	67	83	245
Financing expenses, net	129	109	61	110	291
Capital loss (gain), net	(112)	2	(65)	26	(150)
Share-based payments	16	39	8	19	72
Income tax expenses	377	419	177	174	778*
Income for derivatives, net	(10)	(6)	(6)	(11)	-
Change in inventory	(22)	(7)	6	16	74
Change in trade and other receivables	268	94	163	174	505
Change in trade and other payables	(77)	(137)	(71)	(155)	(264)
Change in provisions	(31)	(12)	(3)	(7)	(34)
Change in employee benefits	18	(65)	40	(34)	(144)*
Net income tax paid	(213)	(308)	(74)	(175)	(662)
Net cash from operating activities	2,074	1,988	1,102	990	4,014
Cash flow used in investing activities					
Investment in intangible assets and deferred expenses	(93)	(142)	(49)	(67)	(269)
Proceeds from the sale of property, plant and equipment	166	69	123	22	305
Acquisition of financial assets held for trading	(1,137)	(1,855)	(702)	(755)	(2,527)
Proceeds from the sale of financial assets held for trading	766	2,175	759	1,425	2,396
Purchase of property, plant and equipment	(497)	(700)	(252)	(315)	(1,271)
Proceeds from disposal of long-term investments	8	93	-	5	100
Miscellaneous	13	19	22	12	29
Net cash from (used in) investment activities	(774)	(341)	(99)	327	(1,237)

* Restated following retrospective application of the amendment to IAS 19 - Employee Benefits. See Note 3.2C

Condensed Consolidated Interim Statements of Cash Flows (Contd.)

	Six months ended		Three months ended		Year ended
	June 30		June 30		December 31
	2013	2012	2013	2012	2012
	(Unaudited)	(Unaudited)	(Unaudited)	(Unaudited)	(Audited)
	NIS million	NIS million	NIS million	NIS million	NIS million
Cash flows used in financing activities					
Issue of debentures	869	-	869	-	-
Bank loans received	-	-	-	-	650
Repayment of debentures and loans	(488)	(485)	(332)	(326)	(720)
Dividends paid	(1,361)	(1,574)	(1,361)	(1,574)	(3,071)
Interest paid	(239)	(276)	(203)	(230)	(464)
Increase of holdings in a subsidiary	-	(77)	-	(77)	(77)
Miscellaneous	(3)	16	(5)	20	19
Net cash used for financing activities	(1,222)	(2,396)	(1,032)	(2,187)	(3,663)
Increase (decrease) in cash and cash equivalents, net					
	78	(749)	(29)	(870)	(886)
Cash and cash equivalents at beginning of period	466	1,352	573	1,473	1,352
Cash and cash equivalents at end of period	544	603	544	603	466

The attached notes are an integral part of these condensed consolidated interim financial statements

Notes to the Financial Statements

1. Reporting Entity

Bezeq – The Israel Telecommunication Corporation Limited (“the Company”) is a company registered in Israel whose shares are traded on the Tel Aviv Stock Exchange. The consolidated financial statements of the Company include those of the Company and its subsidiaries (together referred to as “the Group”), as well as the Group’s interests in associates. The Group is a principal provider of communication services in Israel (see also Note 12 – Segment Reporting).

2. Basis of Preparation

2.1 The condensed interim consolidated financial statements have been prepared in accordance with IAS 34 – Interim Financial Reporting, and Chapter D of the Securities Regulations (Periodic and Immediate Reports), 1970.

2.2 The condensed consolidated interim financial statements do not contain all the information required in full annual financial statements, and should be reviewed in the context of the annual financial statements of the Company and its subsidiaries as at December 31, 2012 and the year then ended, and their accompanying notes (“the Annual Financial Statements”). The notes to the interim financial statements include only the material changes that have occurred from the date of the most recent Annual Financial Statements until the date of these consolidated interim financial statements.

2.3 The condensed consolidated interim financial statements were approved by the Board of Directors on August 4, 2013.

2.4 Use of Estimates and Judgment

The preparation of the condensed consolidated interim financial statements in conformity with IFRS requires management to make judgments and use estimates, assessments and assumptions that affect the application of accounting policies and the reported amounts of assets, liabilities, income and expenses. Actual results may differ from these estimates.

The judgments made by management, when applying the Group’s accounting policies and the key assumptions used in assessments that involve uncertainty, are consistent with those applied in the Annual Financial Statements.

3. Reporting Principles and Accounting Policy

3.1 The Group’s accounting policy applied in these condensed consolidated interim financial statements is consistent with the policy applied in the Annual Financial Statements, except as described in section 3.2 below.

3.2 As from January 1, 2013, the Group applies the following standards and amendments (“the New Standards”):

- A. A new suite of financial reporting standards on consolidation of financial statements (IFRS 10), joint arrangements (IFRS 11) and disclosure of involvement with other entities (IFRS 12). Application of the new standards did not have a material effect on the Group’s financial statements, including IFRS 10, regarding assessment of the absence of the Company’s effective control of DBS.
- B. IFRS 13, Fair Value Measurement: Application of the new standard did not have a material effect on the Group’s financial statements. The standard introduces new disclosure requirements for fair value measurement of financial instruments in the interim financial statements. These requirements are included in Note 11, Financial Instruments.
- C. As from January 1, 2013, the Group applies the amendment to IAS 19 – Employee Benefits (“the Amendment”). Application of the Amendment changes the method for measuring the liability for vacation days. In addition, upon initial application of the Amendment, the Company recognized the full commitment towards employees transferred from civil service to the Company, which until that time was accounted for as cost of past service and the Company

was required to recognize it over the period of the future service. The Amendment was adopted retrospectively by restatement of the financial statements. As a result, the Group restated the statement of income for 2012 and recognized an increase in net profit of NIS 3 million. In addition, as at June 30, 2012 and December 31, 2012, the Company recognized a decrease in capital of NIS 8 million and NIS 5 million, respectively.

4. Group Entities

A detailed description of the Group entities appears in Note 12 to the Annual Financial Statements. Below is a description of the material changes that occurred in connection with the Group entities since publication of the Annual Financial Statements.

4.1. **DBS Satellite Services (1998) Ltd. (an equity-accounted associate) ("DBS")**

- 4.1.1 The Group attaches the condensed interim financial statements of DBS to these condensed consolidated interim financial statements.
- 4.1.2 Since the beginning of its operations, DBS has accumulated substantial losses. The net loss of DBS in 2012 amounted to NIS 310 million and net losses in the six month period ended June 30, 2013 amounted to NIS 162 million. As a result of these losses, the capital deficit and working capital deficit of DBS as at June 30, 2013 amounted to NIS 4,123 million and NIS 590 million, respectively.
- 4.1.3 As at June 30, 2013, DBS was in compliance with the financial covenants under the financing and debentures agreements. As at June 30, 2013, DBS was in compliance with the debt/EBITDA ratio set out in Deed of Trust B (as at June 30, 2013, the debt/EBITDA ratio was 3.2). In addition, DBS was in compliance with the debt-EBITDA ratio set out in Debenture 2012 (as at June 30, 2013, the debt/EBITDA ratio was 3) and the debt/E-C ratio set out in Debenture 2012 (as at June 30, 2013, the debt/E-C ratio was 8.5).

Regarding the raising of debt in the reporting period, see Note 4.1.5 below.
- 4.1.4 DBS management believes that the financial resources at its disposal, which include, inter alia, the deficit in working capital and the potential volume of debt raised, will be sufficient for the operations of DBS for the coming year, based on the cash flow forecast approved by DBS's board of directors. If additional resources are required to meet its operational requirements for the coming year, DBS will adapt its operations to preclude the need for additional resources beyond those available to it.
- 4.1.5 On March 13, 2013, S&P Maalot announced a rating of iIA- for the additional debentures that will be issued by DBS, by way of a new issue of debentures and/or expansion of an existing series, for total financing of up to NIS 200 million par value. In the first half of 2013, DBS issued debentures (Series B) by expanding the series, amounting to NIS 99.7 million.

5. Contingent Liabilities

During the normal course of business, legal claims were filed against Group companies and there are pending claims (in this section: "Legal Claims").

In the opinion of the managements of the Group companies, based, inter alia, on legal opinions as to the likelihood of success of the legal claims, the financial statements include appropriate provisions of NIS 110 million, where provisions are required to cover the exposure arising from such legal claims.

In the opinion of the managements of the Group companies, the additional exposure (beyond these provisions) as at June 30, 2013 for claims filed against Group companies on various matters and which are unlikely to be realized, amounted to NIS 7.2 billion. There is also additional exposure of NIS 623 million for claims, the chances of which cannot yet be assessed

In addition, motions for certification of class actions have been filed against the Group companies, for which the Group has additional exposure beyond the aforesaid, since the exact amount of the claim is not stated in the claim.

These amounts and all the amounts of the additional exposure in this note are linked to the CPI and are stated net of interest.

5.1 Following is a detailed description of the Group's contingent liabilities as at June 30, 2013, classified into groups with similar characteristics:

Claims group	Nature of the claims	Provision	Additional exposure	Exposure for claims that cannot yet be assessed
		NIS million		
Claims of employees and former employees of Group companies	Mainly collective and individual claims filed by employees and former employees of the Company in respect of recognition of various salary components as components for calculation of payments to Company employees, some of which have wide ramifications in the Company.	63	212	-
Customer claims	Mainly motions for certification of class actions concerning contentions of unlawful collection of payment and impairment of the service provided by the Group companies.	15	2,750	608
Supplier and communication provider claims	Claims filed by suppliers of goods and/or services to Group companies or by communications providers that the Group companies supply goods and/or services to or receive goods and/or services from. These claims are usually for compensation for alleged damage as a result of the supply of the service and/or the product.	3	87	-
Claims for punitive damages	Claims for alleged physical damage or damage to property caused by Group companies (including in relation to environmental quality and radiation). The additional amount of exposure for punitive damages does not include claims for which the insurance coverage is not disputed.	1	3,981*	15
Claims by enterprises and companies	Claims alleging liability of the Group companies in respect of their activities and/or the investments made in various projects.	11	47	-
Claims by the State and authorities	Various claims by the State of Israel, government institutions and authorities ("the Authorities"). These are mainly procedures related to regulations relevant to the Group companies and financial disputes concerning monies paid by the Group companies to the authorities (including property taxes).	17	164	-
		110	7,241	623

* Of this amount, a total of NIS 3.7 billion is for the motion for certification of a class action against Pelephone for which a settlement for summary dismissal was signed in January 2013 (Pelephone expects the cost to be negligible), pending court approval.

5.2 Subsequent to the reporting date, claims amounting to NIS 187 million were filed against Group companies, the chances of which cannot be assessed at this stage. In addition, claims with exposure of NIS 638 million came to an end. The costs to the Group companies for these claims were minor.

5.3 Contingent liabilities referring to equity-accounted associates

5.3.1 Contingent liabilities referring to DBS

As at June 30, 2013, the exposure for claims against DBS for various matters amounted to NIS 104 million (before linkage and interest).

In addition, subsequent to the reporting date, in July 2013, a claim and motion for certification of a class action were filed against DBS and Hot for alleged unlawful advertising during the companies' broadcasts. The plaintiffs did not state the amount of the claim. Due to the preliminary stage of the case, DBS is unable to estimate the chances of the claim.

5.3.2 Contingent liabilities referring to Shopmind Ltd. (a jointly-owned company with 50% of the shares held by Walla)

As at June 30, 2013, the exposure for claims against Shopmind Ltd. for various matters amounted to NIS 52 million. Shopmind also has additional exposure of NIS 100 million for a claim, which at this stage cannot be assessed, and for another class action for which an exact amount has not been stated.

6. Equity and Share-based Payments

6.1 Below are details of the Company's equity:

Registered			Issued and paid up		
June 30, 2013	June 30, 2012	December 31, 2012	June 30, 2013	June 30, 2012	December 31, 2012
(Unaudited)	(Unaudited)	(Audited)	(Unaudited)	(Unaudited)	(Audited)
Number of shares	Number of shares	Number of shares	Number of shares	Number of shares	Number of shares
2,825,000,000	2,825,000,000	2,825,000,000	2,725,589,079	2,718,419,726	2,724,754,676

- 6.2 Further to Note 20.2.4 to the Annual Financial Statements regarding the objection to distribution of the fifth payment of the special distribution, on May 6, there was a hearing of the objection and following the Court's recommendation, the objection was withdrawn.
- 6.3 On May 13, 2013, the Company distributed a cash dividend to its shareholders amounting to NIS 861 million (representing NIS 0.3159446 per share). Together with this distribution, the fifth payment of the special distribution (described in Note 20.2.2 to the Annual Financial Statements) amounting to NIS 500 million was paid (representing NIS 0.1834754).
- 6.4 On August 4, 2013, the Board of Directors of the Company resolved to recommend to the general meeting of the Company's shareholders (which will convene on August 27, 2013) the distribution of a cash dividend to the shareholders in the amount of NIS 969 million. Together with this distribution (to the extent that it is approved), the sixth and last payment of the special dividend amounting to NIS 500 million will be paid.

7. Transactions with Interested and Related Parties

- 7.1 Further to Note 29.5.2 to the Annual Financial Statements, regarding approval of the Company's Board of Directors for the agreement between DBS and Space Communications Ltd. ("Space") to lease space segments, in May 2013, the general meeting of the Company and DBS approved the agreement.
- 7.2 On June 13, 2013, the general meeting of the Company's shareholders approved (after approval of the Company's compensation committee and Board of Directors) the amended agreement between the Company and Eurocom Communications Ltd. to provide the Company with ongoing management and consultation services for NIS 5.524 million per year. The term of the agreement is for three years, as from June 1, 2013 (the termination date of the current management agreement) through May 31, 2016, unless one of the parties gives three-months notice of termination of the agreement.

8. Revenues

	Six months ended		Three months ended		Year ended
	June 30		June 30		December 31
	2013	2012	2013	2012	2012
	(Unaudited)	(Unaudited)	(Unaudited)	(Unaudited)	(Audited)
	NIS million	NIS million	NIS million	NIS million	NIS million
Domestic fixed-line communication					
Fixed-line telephony	979	1,124	484	550	2,179
Internet - infrastructure	631	581	323	285	1,166
Transmission and data communication	394	393	194	197	784
Other services	111	120	52	54	218
	2,115	2,218	1,053	1,086	4,347
Cellular communications					
Cellular services and terminal equipment	1,377	1,649	680	836	3,174
Sale of terminal equipment	469	700	219	290	1,203
	1,846	2,349	899	1,126	4,377
International communications, internet and NEP services	676	638	340	316	1,289
Other	119	130	59	67	265
	4,756	5,335	2,351	2,595	10,278

9. Operating and General Expenses

	Six months ended		Three months ended		Year ended
	June 30		June 30		December 31
	2013	2012	2013	2012	2012
	(Unaudited)	(Unaudited)	(Unaudited)	(Unaudited)	(Audited)
	NIS million	NIS million	NIS million	NIS million	NIS million
Terminal equipment and materials	505	672	247	293	1,263
Interconnectivity and payments to domestic and international operators	452	446	228	222	900
Maintenance of buildings and sites	288*	320	127*	158	663
Marketing and general	266	274	126	152	556
Services and maintenance by sub-contractors	74	77	36	34	158
Vehicle maintenance	75	77	38	39	162
Content services	34	48	17	24	103
Collection fees (in 2012, including royalties)	26	99	12	47	148
	1,720	2,013	831	969	3,953

* The liability for leasing sites was reevaluated in the period. As a result of the revaluation, a decrease in expenses of NIS 30 million was recognized.

10. Other Operating Expenses (Income), Net

	Six months ended		Three months ended		Year ended
	June 30		June 30		December 31
	2013	2012	2013	2012	2012
	(Unaudited)	(Unaudited)	(Unaudited)	(Unaudited)	(Audited)
	NIS million	NIS million	NIS million	NIS million	NIS million
Capital gain from disposal of real estate and copper	(109)	(52)	(63)	(26)	(204)
Capital loss from derecognition of assets	1	54	1	54	54
Provision for severance pay in early retirement	35	7	49	7	32
Other	(17)	(15)	(5)	(18)	(10)
	(90)	(6)	(18)	17	(128)

11. Financial Instruments

11.1. Issue of debentures

On May 29, 2013, the Company completed a private placement to classified investors by expanding series 6 debentures and series 7 debentures, issued in the Company's shelf prospectus of June 1, 2011 and amended on June 22, 2011.

A. Series 6 debentures: issuance of 600,265,000 par value for NIS 680.1 million

B. Series 7 debentures: issuance of 189,900,000 par value for NIS 189.9 million

The conditions for these debentures are the same as the conditions for debentures of the same series in circulation. For the conditions and redemption table of series 6 and 7 debentures, see Note 13 "Debentures, Loans and Borrowings" to the Annual Financial Statements.

11.2. Fair value

11.2.1 Fair value compared to carrying amounts

The carrying amount of financial assets does not differ significantly from their fair value.

The following table describes the differences between the carrying amount and the fair value of groups of fixed-interest or interest-free financial liabilities, where there is a difference between the carrying amount and the fair value of the liabilities.

Financial liabilities	June 30, 2013		December 31, 2012	
	Carrying amount (including accrued interest)	Fair value	Carrying amount (including accrued interest)	Fair value
	(Unaudited)	(Unaudited)	(Audited)	(Audited)
	NIS million	NIS million	NIS million	NIS million
Bank loans (unlinked)	2,378	2,491	2,362	2,487
Debentures issued to the public (CPI-linked)	2,613	2,787	2,245	2,451
Debentures issued to the public (unlinked)	1,335	1,461	1,335	1,460
Debentures issued to financial institutions (CPI-linked)	310	319	388	404
Debentures issued to financial institutions (unlinked)	403	442	403	440
Special dividend payable	490	495	969	983
	7,529	7,995	7,702	8,225

The methods used to estimate the fair values of financial instruments are described in Note 4 to the Annual Financial Statements.

11.2.2 Fair value hierarchy of the investments

As at June 30, 2013, the Group's investments (which include ETFs, CDs and monetary funds) amounting to NIS 1.4 billion (as at December 31, 2012, NIS 962 million), are measured at fair value, using quoted prices (unadjusted) in an active market for identical instruments (Level 1).

11.3. Cash flow hedge accounting

11.3.1 In the first quarter of 2013, the Company entered into two additional forward contracts to hedge exposure to changes in the CPI for the balance of series 5 debentures amounting to NIS 322 million. The contracts expire on June 1, 2016.

As at June 30, 2013, the fair value of all forward contracts used to hedge the Company's cash flows amount to a liability of NIS 15 million.

Subsequent to the reporting date, the Company entered into five additional forward contracts to hedge exposure to changes in the CPI for series 6 debentures, amounting

to NIS 1.034 billion. The contracts expire between 2018 and 2020, in accordance with the debenture payment schedule.

- 11.3.2 In the first half of 2013, Pelephone engaged in a number of forward transactions in the amount of USD 75 million, to reduce exposure to exchange rate fluctuations for terminal equipment purchases. As at June 30, 2013, the fair value of these forward contracts amount to a liability of NIS 5 million.

12. Segment Reporting

12.1. Operating segments

	Six months ended June 30, 2013 (Unaudited):						
	Domestic fixed-line communication	Cellular communications	International communications and internet services	Multi-channel television	Other	Adjustments	Consolidated
	NIS million	NIS million	NIS million	NIS million	NIS million	NIS million	NIS million
Revenues from external sources	2,112	1,844	675	806	117	(806)	4,748
Inter-segment revenues	138	35	29	1	10	(205)	8
Total revenues	2,250	1,879	704	807	127	(1,011)	4,756
Depreciation and amortization	335	234	64	126	15	(120)	654
Segment results – operating profit (loss)	1,045	360	116	135	(10)	(141)	1,505
Financing expenses	264	26	11	301	4	(322)	284
Financing income	(159)	(85)	(5)	(5)	(1)	22	(233)
Total financing expenses (income), net	105	(59)	6	296	3	(300)	51
Segment profit (loss) after financing expenses, net	940	419	110	(161)	(13)	159	1,454
Share in losses of equity-accounted investees	-	-	-	-	-	(107)	(107)
Segment profit (loss) before income tax	940	419	110	(161)	(13)	52	1,347
Taxes on income	241	105	29	1	2	(1)	377
Segment results – net profit (loss)	699	314	81	(162)	(15)	53	970

12. Segment Reporting (contd.)

	Six months ended June 30, 2012 (Unaudited):						
	Domestic fixed-line communication	Cellular communicat ions	International communications and internet services	Multi- channel television	Other	Adjustments	Consolidated
	NIS million	NIS million	NIS million	NIS million	NIS million	NIS million	NIS million
Revenues from external sources	2,214	2,347	638	825	127	(825)	5,326
Inter-segment revenues	146	45	24	-	17	(223)	9
Total revenues	2,360	2,392	662	825	144	(1,048)	5,335
Depreciation and amortization	356	272	69	120	11	(112)	716
Segment results – operating profit (loss)	976	526	103	126	(1)	(134)	1,596
Financing expenses	294	52	9	297	2	(329)	325
Financing income	(169)	(74)	(5)	(1)	-	(43)	(292)
Total financing expenses (income), net	125	(22)	4	296	2	(372)	33
Segment profit (loss) after financing expenses, net	851	548	99	(170)	(3)	238	1,563
Share in losses of equity-accounted investees	-	-	-	-	-	141	141
Segment profit (loss) before income tax	851	548	99	(170)	(3)	97	1,422
Taxes on income	240	138	24	-	-	17	419
Segment results – net profit (loss)	611	410	75	(170)	(3)	80	1,003

12. Segment Reporting (contd.)

	Three months ended June 30, 2013 (Unaudited):						
	Domestic fixed-line communication	Cellular communicat ions	International communications and internet services	Multi- channel television	Other	Adjustments	Consolidated
	NIS million	NIS million	NIS million	NIS million	NIS million	NIS million	NIS million
Revenues from external sources	1,053	898	339	404	59	(404)	2,349
Inter-segment revenues	68	17	20	-	4	(107)	2
Total revenues	1,121	915	359	404	63	(511)	2,351
Depreciation and amortization	168	113	33	64	8	(60)	326
Segment results – operating profit (loss)	510	186	60	68	(9)	(71)	744
Financing expenses	135	14	4	170	1	(180)	144
Financing income	(82)	(44)	(2)	(2)	-	13	(117)
Total financing expenses (income), net	53	(30)	2	168	1	(167)	27
Segment profit (loss) after financing expenses, net	457	216	58	(100)	(10)	96	717
Share in losses of equity-accounted investees	-	-	-	-	-	(67)	(67)
Segment profit (loss) before income tax	457	216	58	(100)	(10)	29	650
Taxes on income	106	55	14	1	4	(3)	177
Segment results – net profit (loss)	351	161	44	(101)	(14)	32	473

12. Segment Reporting (contd.)

	Three months ended June 30, 2012 (Unaudited):						
	Domestic fixed-line communication	Cellular communicat ions	International communications and internet services	Multi- channel television	Other	Adjustments	Consolidated
	NIS million	NIS million	NIS million	NIS million	NIS million	NIS million	NIS million
Revenues from external sources	1,083	1,125	317	409	65	(409)	2,590
Inter-segment revenues	78	23	13	-	8	(117)	5
Total revenues	1,161	1,148	330	409	73	(526)	2,595
Depreciation and amortization	178	137	34	54	6	(51)	358
Segment results – operating profit (loss)	437	259	53	74	1	(78)	746
Financing expenses	174	35	4	181	-	(201)	193
Financing income	(98)	(35)	(2)	-	-	19	(116)
Total financing expenses (income), net	76	-	2	181	-	(182)	77
Segment profit (loss) after financing expenses, net	361	259	51	(107)	1	104	669
Share in losses of equity-accounted investees	-	-	-	-	-	83	83
Segment profit (loss) before income tax	361	259	51	(107)	1	21	586
Taxes on income	98	65	12	-	1	(2)	174
Segment results – net profit (loss)	263	194	39	(107)	-	23	412

12. Segment Reporting (contd.)

	Year ended December 31, 2012 (Audited)						
	Domestic fixed-line communication	Cellular communicat ions	International communications and internet services	Multi- channel television	Other	Adjustments	Consolidated
	NIS million	NIS million	NIS million	NIS million	NIS million	NIS million	NIS million
Revenues from external sources	4,339	4,371	1,286	1,636	256	(1,636)	10,252
Inter-segment revenues	291	97	54	-	36	(452)	26
Total revenues	4,630	4,468	1,340	1,636	292	(2,088)	10,278
Depreciation and amortization	730	531	136	248	25	(234)	1,436
Segment results – operating profit	1,959*	892	219	253	(13)	(269)	3,041*
Financing expenses	581*	101	18	563	7	(621)	649*
Financing income	(322)	(146)	(10)	(2)	-	(18)	(498)
Total financing expenses (income), net	259	(45)	8	561	7	(639)	151
Segment profit (loss) after financing expenses, net	1,700	937	211	(308)	(20)	370	2,890
Share in earnings (losses) of equity accounted investees	-	-	1	-	-	(246)	(245)
Segment profit (loss) before income tax	1,700	937	212	(308)	(20)	124	2,645
Taxes on income	473*	239	52	2	(3)	15	778*
Segment results – net profit (loss)	1,227	698	160	(310)	(17)	109	1,867

* Restated following retrospective application of the amendment to IAS 19 - Employee Benefits. See Note 3.2C.

12. Segment Reporting (contd.)

12.2. Adjustments for segment reporting of revenues and profit or loss

	Six months ended June 30		Three months ended June 30		Year ended December 31
	2013	2012	2013	2012	2012
	(Unaudited)	(Unaudited)	(Unaudited)	(Unaudited)	(Audited)
	NIS million	NIS million	NIS million	NIS million	NIS million
Profit or loss					
Operating profit for reporting segments	1,656	1,731	824	823	3,323*
Cancellation of expenses for a segment classified as an associate	(135)	(126)	(68)	(74)	(253)
Financing expenses, net	(51)	(33)	(27)	(77)	(151)*
Share in losses of equity-accounted investees	(107)	(141)	(67)	(83)	(245)
Profit (loss) for operations classified in other categories	(10)	(1)	(9)	1	(13)
Other adjustments	(6)	(8)	(3)	(4)	(16)
	1,347	1,422	650	586	2,645

* Restated following retrospective application of the amendment to IAS 19 - Employee Benefits. See Note 3.2C.

13. Condensed Financial Statements of Pelephone Communications Ltd. and Bezeq International Ltd.

13.1. Pelephone Communications Ltd.

Selected data from the statement of financial position:

	June 30, 2013	June 30, 2012	December 31, 2012
	(Unaudited)	(Unaudited)	(Audited)
	NIS million	NIS million	NIS million
Current assets	2,214	2,492	2,169
Non-current assets	2,215	2,907	2,535
	4,429	5,399	4,704
Current liabilities	891	1,036	1,054
Long-term liabilities	546	1,269	681
Total liabilities	1,437	2,305	1,735
Equity	2,992	3,094	2,969
	4,429	5,399	4,704

Selected data from the statement of income:

	Six months ended		Three months ended		ended
	June 30		June 30		December 31,
	2013	2012	2013	2012	2012
	(Unaudited)	(Unaudited)	(Unaudited)	(Unaudited)	(Audited)
	NIS million	NIS million	NIS million	NIS million	NIS million
Revenues from services	1,410	1,691	696	857	3,261
Revenues from sales of terminal equipment	469	701	219	291	1,207
Total revenues from services and sales	1,879	2,392	915	1,148	4,468
Cost of services and sales	1,303	1,583	627	752	3,040
Gross profit	576	809	288	396	1,428
Sales and marketing expenses	161	227	75	111	422
General and administrative expenses	55	56	27	26	114
	216	283	102	137	536
Operating profit	360	526	186	259	892
Financing expenses	26	52	14	35	101
Financing income	(85)	(74)	(44)	(35)	(146)
Financing expenses (income), net	(59)	(22)	(30)	-	(45)
Profit before income tax	419	548	216	259	937
Income tax	105	138	55	65	239
Profit for the period	314	410	161	194	698

13.2. Bezeq International Ltd.

Selected data from the statement of financial position:

	June 30, 2013	June 30, 2012	December 31, 2012
	(Unaudited)	(Unaudited)	(Audited)
	NIS million	NIS million	NIS million
Current assets	483	484	456
Non-current assets	801	803	803
	1,284	1,287	1,259
Current liabilities	293	295	256
Long-term liabilities	171	178	180
Total liabilities	464	473	436
Equity	820	814	823
	1,284	1,287	1,259

Selected data from the statement of income:

	Six months ended		Three months ended		ended
	June 30		June 30		December 31,
	2013	2012	2013	2012	2012
	(Unaudited)	(Unaudited)	(Unaudited)	(Unaudited)	(Audited)
	NIS million	NIS million	NIS million	NIS million	NIS million
Revenues from services	704	662	359	330	1,340
Operating expenses	426	396	219	195	796
Gross profit	278	266	140	135	544
Sales, marketing and development expenses	101	103	50	53	209
General and administrative expenses	61	60	30	29	116
	162	163	80	82	325
Operating profit	116	103	60	53	219
Financing expenses	11	9	4	4	18
Financing income	(5)	(5)	(2)	(2)	(10)
Financing expenses (income), net	6	4	2	2	8
Share in profits of equity-accounted associates	-	-	-	-	1
Profit before income tax	110	99	58	51	212
Income tax	29	24	14	12	52
Profit for the period	81	75	44	39	160

14. Material events in the reporting period

- 14.1** In May 2013 Pelephone signed an agreement with Apple International ("Apple") for continued acquisition and distribution of iPhones in Israel. According to the agreement, Pelephone undertook to purchase a minimum number of iPhones every year for an additional three years at the prices in effect at the manufacturer on the actual purchase date. Pelephone believes that, similar to previous years, these quantities will constitute a substantial part of the quantities of iPhones that it expects to sell in the agreement period.

Other than this agreement, Pelephone has open orders for terminal equipment amounting to NIS 31 million, as at June 30, 2013.

- 14.2** In June 2013, Pelephone entered into an agreement with the Israel Lands Administration ("the ILA") for use of ILA land to establish and operate communication sites. The agreement regulates, inter alia, payments for this use up to December 31, 2019.
- 14.3** In the reporting period, Pelephone signed an agreement with Ericsson for NIS 100 million to expand the capacity of the network and to add broadcasting sites.

DBS Satellite Services (1998) Ltd.

Condensed Interim Financial Statements

June 30, 2013

(Unaudited)



The information contained in these financial statements constitutes a translation of the financial statements published by the Company. The Hebrew version was submitted by the Company to the relevant authorities pursuant to Israeli law, and represents the binding version and the only one having legal effect. This translation was prepared for convenience purposes only.



Condensed Interim Financial Statements as at June 30, 2013

Contents	Page
Auditors' Report	2
Condensed Interim Statements of Financial Position	3
Condensed Interim Income Statements	5
Condensed Interim Statements of Comprehensive Income	6
Condensed Interim Statements of Changes in Equity	7
Condensed Interim Statements of Cash Flows	10
Notes to the Condensed Interim Financial Statements	12





Somekh Chaikin
KPMG Millennium Tower
17 Ha'Arbaa Street, P.O. Box 609
Tel Aviv 61006

Telephone 03 684 8000
Fax 03 684 8444
Internet www.kpmg.co.il

**Review Report to the Shareholders of
D.B.S. Satellite Services (1998) Ltd.**

Introduction

We have reviewed the accompanying financial information of D.B.S. Satellite Services (1998) Ltd. (hereinafter- "the Company") comprising of the condensed interim statement of financial position as of June 30, 2013 and the related condensed interim statements of operations, comprehensive income, changes in equity and cash flows for the six and three month periods then ended. The Board of Directors and Management are responsible for the preparation and presentation of interim financial information for these interim periods in accordance with IAS 34 "Interim Financial Reporting", and are also responsible for the preparation of financial information for these interim periods in accordance with Section D of the Securities Regulations (Periodic and Immediate Reports), 1970. Our responsibility is to express a conclusion on interim financial information for these interim periods based on our review.

Scope of Review

We conducted our review in accordance with Standard on Review Engagements 1, "Review of Interim Financial Information Performed by the Independent Auditor of the Entity" of the Institute of Certified Public Accountants in Israel. A review of interim financial information consists of making inquiries, primarily of persons responsible for financial and accounting matters, and applying analytical and other review procedures. A review is substantially less in scope than an audit conducted in accordance with generally accepted auditing standards in Israel and consequently does not enable us to obtain assurance that we would become aware of all significant matters that might have been identified in an audit. Accordingly, we do not express an audit opinion.

Conclusion

Based on our review, nothing has come to our attention that causes us to believe that the accompanying financial information is not prepared, in all material respects, in accordance with IAS 34.

In addition to that mentioned in the previous paragraph, based on our review, nothing has come to our attention that causes us to believe that the abovementioned financial information does not comply, in all material respects, with the disclosure requirements of Section D of the Securities Regulations (Periodic and Immediate Reports), 1970.

Without qualifying our above conclusion, we draw attention to Note 4 regarding the financial condition of the Company.

Somekh Chaikin
Certified Public Accountants (Isr.)

July 29, 2013

Condensed Interim Financial Statements as at June 30, 2013

Condensed Interim Statements of Financial Position

	June 30, 2013	June 30, 2012	December 31 2012
	(Unaudited)	(Unaudited)	(Audited)
	NIS thousands	NIS thousands	NIS thousands
Assets			
Cash and cash equivalents	-	20,050	-
Trade receivables	160,813	162,073	163,043
Other receivables	4,745	6,402	1,674
Total current assets	165,558	188,525	164,717
Broadcasting rights, net of rights exercised	396,290	364,948	377,349
Property, plant and equipment, net	757,123	705,268	745,365
Intangible assets, net	109,327	93,204	99,864
Total non-current assets	1,262,740	1,163,420	1,222,578
Total assets	1,428,298	1,351,945	1,387,295

The notes to the condensed interim financial statements are an integral part thereof.



Condensed Interim Financial Statements as at June 30, 2013**Condensed Interim Statements of Financial Position**

	June 30, 2013	June 30, 2012	December 31 2012
	(Unaudited)	(Unaudited)	(Audited)
	NIS thousands	NIS thousands	NIS thousands
Liabilities			
Borrowings from banks	2,469	403,998	69,322
Current debenture maturities	189,534	58,213	174,305
Suppliers and service providers	406,455	454,067	396,572
Other payables	146,007	170,669*	172,412
Provisions	11,356	37,888	6,200
Total current liabilities	755,821	1,124,835	818,811
Debentures	1,428,455	1,135,793	1,364,840
Loans from shareholders	3,310,267	2,888,656	3,085,742
Other long-term liabilities	52,245	17,238*	73,899
Employee benefits	4,817	6,211	5,837
Total non-current liabilities	4,795,784	4,047,988	4,530,318
Total liabilities	5,551,605	5,172,733	5,349,129
Capital deficit			
Share capital	29	29	29
Share premium	85,557	85,557	85,557
Option warrants	48,219	48,219	48,219
Capital reserves	1,537,271	1,537,271	1,537,271
Capital reserve for share-based payments	10,280	10,280	10,280
Accumulated deficit	(5,804,663)	(5,502,144)	(5,643,190)
Total capital deficit	(4,123,307)	(3,820,788)	(3,961,834)
Total liabilities and capital	1,428,298	1,351,945	1,387,295

David Efrati
Authorized to sign on behalf of
chairman of the board
(See Note 9)

Ron Eilon
CEO

Mickey Naiman
CFO

Date of approval of the financial statements: July 29, 2013

The notes to the condensed interim financial statements are an integral part thereof.

* Reclassified - see Note 2.G to the 2012 annual financial statements with regard to classification changes.



Condensed Interim Financial Statements as at June 30, 2013**Condensed Interim Income Statements**

	Six months ended June 30		Three months ended June 30		Year ended December 31
	2013	2012	2013	2012	2012
	(Unaudited)	(Unaudited)	(Unaudited)	(Unaudited)	(Audited)
	NIS million	NIS million	NIS million	NIS million	NIS million
Revenues	807,381	825,436	403,840	408,732	1,635,994
Cost of revenues	518,995	527,991	260,881	255,754	1,067,087
Gross profit	288,386	297,445	142,959	152,978	568,907
Selling and marketing expenses	75,348	95,092	36,229	41,585	166,274
General and administrative expenses	78,025	76,260	39,146	36,905	149,884
Operating profit	135,013	126,093	67,584	74,488	252,749
Financing expenses	76,497	86,329	44,745	56,700	155,431
Finance revenues	(4,844)	(924)	(2,183)	(435)	(1,859)
Financing expenses due to shareholders' loans	224,525	210,741	125,678	124,614	407,826
Financing expenses, net	296,178	296,146	168,240	180,879	561,398
Loss before income tax	(161,165)	(170,053)	(100,656)	(106,391)	(308,649)
Income tax	474	453	282	253	1,668
Loss for the period	(161,639)	(170,506)	(100,938)	(106,644)	(310,317)
Basic and diluted losses per share (in NIS)	5,407	5,703	3,377	3,567	10,380

The notes to the condensed interim financial statements are an integral part thereof.



Condensed Interim Financial Statements as at June 30, 2013

Condensed Interim Statements of Comprehensive Income

	Six months ended June 30		Three months ended June 30		Year ended December 31
	2013	2012	2013	2012	2012
	(Unaudited)	(Unaudited)	(Unaudited)	(Unaudited)	(Audited)
	NIS million	NIS million	NIS million	NIS million	NIS million
Loss for the period	(161,639)	(170,506)	(100,938)	(106,644)	(310,317)
Items of other comprehensive income not transferred to profit and loss					
Actuarial gains (losses) from a defined benefit plan	166	-	-	-	(1,235)
Total other comprehensive profit (loss) for the period not transferred to profit and loss	166	-	-	-	(1,235)
Total comprehensive loss for the period	(161,473)	(170,506)	(100,938)	(106,644)	(311,552)

The notes to the condensed interim financial statements are an integral part thereof



Condensed Interim Financial Statements as at June 30, 2013

Condensed Interim Statements of Changes in Equity

	Share capital	Share premium	Option warrants	Capital reserve	Capital reserve for share-based payments	Accrued deficit	Total
	NIS thousands	NIS thousands	NIS thousands	NIS thousands	NIS thousands	NIS thousands	NIS thousands
Six months ended June 30, 2013 (unaudited)							
Balance at January 1, 2013 (audited)	29	85,557	48,219	1,537,271	10,280	(5,643,190)	(3,961,834)
Total comprehensive loss for the period							
Loss for the period	-	-	-	-	-	(161,639)	(161,639)
Other comprehensive income for the period	-	-	-	-	-	166	166
Total comprehensive loss for the period	-	-	-	-	-	(161,473)	(161,473)
Balance at June 30, 2013 (unaudited)	29	85,557	48,219	1,537,271	10,280	(5,804,663)	(4,123,307)
Six months ended June 30, 2012 (unaudited)							
Balance at January 01, 2012 (audited)	29	85,557	48,219	1,537,271	10,280	(5,331,638)	(3,650,282)
Total comprehensive loss for the period							
Loss for the period	-	-	-	-	-	(170,506)	(170,506)
Other comprehensive income for the period	-	-	-	-	-	-	-
Total comprehensive loss for the period	-	-	-	-	-	(170,506)	(170,506)
Balance at June 30, 2012 (unaudited)	29	85,557	48,219	1,537,271	10,280	(5,502,144)	(3,820,788)

The notes to the condensed interim financial statements are an integral part thereof



Condensed Interim Financial Statements as at June 30, 2013

Condensed Interim Statements of Changes in Equity

	Share capital	Share premium	Option warrants	Capital reserve	Capital reserve for share-based payments	Accrued deficit	Total
	NIS thousands	NIS thousands	NIS thousands	NIS thousands	NIS thousands	NIS thousands	NIS thousands
Three months ended June 30, 2013 (unaudited)							
Balance at April 01, 2013 (unaudited)	29	85,557	48,219	1,537,271	10,280	(5,703,725)	(4,022,369)
Total comprehensive loss for the period							
Loss for the period	-	-	-	-	-	(100,938)	(100,938)
Other comprehensive income for the period	-	-	-	-	-	-	-
Total comprehensive loss for the period	-	-	-	-	-	(100,938)	(100,938)
Balance at June 30, 2013 (unaudited)	29	85,557	48,219	1,537,271	10,280	(5,804,663)	(4,123,307)
Three months ended June 30, 2012 (unaudited)							
Balance at April 01, 2012 (unaudited)	29	85,557	48,219	1,537,271	10,280	(5,395,500)	(3,714,144)
Total comprehensive loss for the period							
Loss for the period	-	-	-	-	-	(106,644)	(106,644)
Other comprehensive income for the period	-	-	-	-	-	-	-
Total comprehensive loss for the period	-	-	-	-	-	(106,644)	(106,644)
Balance at June 30, 2012 (unaudited)	29	85,557	48,219	1,537,271	10,280	(5,502,144)	(3,820,788)

The notes to the condensed interim financial statements are an integral part thereof



Condensed Interim Financial Statements as at June 30, 2013

Condensed Interim Statements of Changes in Equity

	Share capital	Share premium	Option warrants	Capital reserve	Capital reserve for share-based payments	Accrued deficit	Total
	NIS thousands	NIS thousands	NIS thousands	NIS thousands	NIS thousands	NIS thousands	NIS thousands
For the year ended December 31, 2012 (audited)							
Balance at January 1, 2012 (audited)	29	85,557	48,219	1,537,271	10,280	(5,331,638)	(3,650,282)
Total comprehensive income for the year							
Loss for the year	-	-	-	-	-	(310,317)	(310,317)
Other comprehensive loss for the year	-	-	-	-	-	(1,235)	(1,235)
Total comprehensive income for the year	-	-	-	-	-	(311,552)	(311,552)
Balance at January 1, 2008 (audited)	29	85,557	48,219	1,537,271	10,280	(5,643,190)	(3,961,834)

The notes to the condensed interim financial statements are an integral part thereof



Condensed Interim Financial Statements as at June 30, 2013**Condensed Interim Statement of Cash Flows**

	Six months ended June 30		Three months ended June 30		Year ended December 31
	2013	2012	2013	2012	2012
	(Unaudited)	(Unaudited)	(Unaudited)	(Unaudited)	(Audited)
	NIS million	NIS million	NIS million	NIS million	NIS million
Cash flows from operating activities					
Loss for the period	(161,639)	(170,506)	(100,938)	(106,644)	(310,317)
Adjustments:					
Depreciation and amortization	126,058	119,644	64,105	53,802	248,250
Financing expenses, net	293,475	286,203	170,232	165,852	548,997
Loss (profit) from the sale of property, plant and equipment	724	466	(76)	522	504
Income tax expenses	474	453	282	253	1,668
Change in trade receivables	2,230	(2,477)	(1,263)	4,598	(3,447)
Change in other receivables	(3,071)	1,618	(127)	(719)	6,346
Changes in broadcasting rights, net of rights exercised	(18,941)	(34,376)	(4,839)	(19,836)	(46,777)
Change in trade payables and other liabilities	(6,200)	15,421	(16,255)	2,623	(24,271)
Change in employee benefits	(854)	40	(638)	(114)	(1,569)
	393,895	386,992	211,421	206,981	729,701
Income tax paid	(474)	(453)	(282)	(253)	(1,337)
Net cash flows from operating activities	231,782	216,033	110,201	100,084	418,047
Cash flows from investing activities					
Proceeds from the sale of property, plant and equipment	117	172	82	63	471
Purchase of property, plant and equipment	(144,107)	(104,185)	(68,451)	(55,722)	(240,686)
Payments for software and licenses	(30,267)	(21,439)	(16,277)	(13,527)	(43,531)
Net cash used for investing activities	(174,257)	(125,452)	(84,646)	(69,186)	(283,746)

The notes to the condensed interim financial statements are an integral part thereof



Condensed Interim Financial Statements as at June 30, 2013**Condensed Interim Statement of Cash Flows (contd.)**

	Six months ended June 30		Three months ended June 30		Year ended December 31
	2013	2012	2013	2012	2012
	(Unaudited)	(Unaudited)	(Unaudited)	(Unaudited)	(Audited)
	NIS million	NIS million	NIS million	NIS million	NIS million
Cash flows from financing activities					
Repayment of bank loans	-	(23,379)	-	(8,426)	(423,235)
Repayment of debenture principal	(31,695)	-	(31,695)	-	(58,211)
Short-term credit from banking corporations, net	(66,853)	(442)	(59,784)	-	66,046
Payment of liability for financial lease	(741)	(650)	(741)	(316)	(1,554)
Interest paid	(57,385)	(59,385)	(33,367)	(24,372)	(125,674)
Issue of Debentures, net	99,149	-	27,033	-	395,002
Net cash used for financing activities	(57,525)	(83,856)	(98,554)	(33,114)	(147,626)
Increase (decrease) in cash and cash equivalents					
	-	6,725	72,999	(2,216)	(13,325)
Cash and cash equivalents at beginning of period	-	13,325	(72,999)	22,266	13,325
Cash and cash equivalents at the end of the period	-	20,050	-	20,050	-

The notes to the condensed interim financial statements are an integral part thereof



NOTE 1 – REPORTING ENTITY

D.B.S. Satellite Services (1998) Ltd. ("the Company") was incorporated in Israel in 1998. The Company's head office is at 6, Hayozma St., Kfar Saba, Israel.

The Company holds a license from the Ministry of Communications for satellite television broadcasts ("the License"). The License is valid until January 2017 and may be extended for additional periods of six years under certain conditions. The Company's operations are subject, inter alia, to the Communications Law (Telecommunications and Broadcasts), 1982 ("the Communications Law") and the regulations and rules promulgated thereunder and to the License terms.

Pursuant to its license, Bezeq The Israel Telecommunication Corporation Limited ("Bezeq"), is required to maintain structural separation between it and its subsidiaries, and between it and the Company. Furthermore, under the licenses of the Company and Bezeq, there are restrictions on the joint marketing of services (service bundles).

In 2009, the Supreme Court accepted the Antitrust Commissioner's appeal of the ruling of the Antitrust Tribunal approving the merger (as defined in the Antitrust Law, 1988) between the Company and Bezeq by exercising the options held by Bezeq into Company shares, subject to certain conditions, and ruled against the merger.

In October 2012 the Antitrust Authority notified the Company that in its opinion cooperation between the Company and between Bezeq for the marketing of a joint service bundle constitutes cooperation between competitors (potential) in an area of competition (following the above ruling of the Supreme Court) amounting to a cartel arrangement (even if it complies with the terms of the broadcasting license) requiring exemption or approval under the Antitrust Law, and that the Antitrust Commissioner does not intend to grant an exemption from the requirement for approval of such an arrangement.

The Company believes that as a result of the development of competition between the telecommunications groups and the increasing importance of providing comprehensive communications services, if the restrictions on Bezeq's control of the Company and on Bezeq's cooperation with it remain intact, the adverse effect of these restrictions on the Company's results is liable to increase.

NOTE 2 - BASIS OF PREPARATION**A. Statement of compliance with IFRS**

The condensed interim financial statements have been prepared in accordance with IAS 34, Interim Financial Reporting, and do not include all of the information required for full annual financial statements. They should be read in conjunction with the financial statements for the year ended December 31, 2012 ("the annual statements"). Additionally, these statements were prepared in accordance with Chapter D of the Securities Regulations (Periodic and Immediate Reports) - 1970.

The condensed interim financial statements were approved by the Company's Board of Directors on July 29, 2013.

B. Use of estimates and judgments

The preparation of the condensed financial statements in conformity with IFRS requires management to make judgments, estimates and assumptions that affect the application of accounting policies and the reported amounts of assets, liabilities, income and expenses. Actual results may differ from these estimates.

The judgment of the management when applying the Company's accounting policy and the principal assumptions used in assessments that involve uncertainty are consistent with those applied in the annual financial statements.



NOTE 3 - SIGNIFICANT ACCOUNTING POLICIES

The significant accounting policies applied in these condensed interim financial statements are consistent with those applied in the annual financial statements for the year ended December 31, 2012, other than as described below:

First time application of new accounting standards

- A. Since January 1, 2013, the Company has been applying the amendment to IAS 19 - Employee Benefits ("the Amendment") As a result of the application of the Amendment, there has been a change in the method of measuring the liability for vacation days. Implementation of the amended standard has had no material effect on the financial statements.
- B. Since January 1, 2013, the Company has applied the amendment to IFRS 13, Fair Value Measurement. Application of the amended standard has had no material effect on the financial statements. Publication of the standard has led to expansion of the disclosure requirements in respect of the fair value of financial instruments in the interim financial statements. The requirements of the standard have been integrated into the financial statements in Note 7 concerning financial instruments.

NOTE 4 – FINANCIAL POSITION OF THE COMPANY

- A. Since the beginning of its operation, the Company has accumulated substantial losses. The Company's net losses in 2012 amounted to NIS 310 million and net losses in the six months ended June 30, 2013 amounted to NIS 162 million. As a result of these losses, the Company's capital deficit and working capital deficit as at June 30, 2013 amounted to NIS 4,123 million and NIS 590 million, respectively.
- B.
 - 1. As at June 30, 2013, the Company is in compliance with the financial covenants under its financing agreements and debentures. As at June 30, 2013, the Company is in compliance with the debt/EBITDA ratio covenant fixed in Deed of Trust B (the Company's debt/EBITDA ratio at June 30, 2013 was 3.2). The Company was also in compliance with the debt/EBITDA ratio covenant fixed in the 2012 debentures (the Company's debt/EBITDA ratio at June 30, 2013 was 3) and with the debt/(E-C) ratio covenant fixed in the 2012 debentures (the Company's debt/ (E C) ratio at June 30, 2013 was 8.5).
 - 2. For information pertaining to the raising of additional debt during the reporting period see Note 6 below.
 - 3. In the opinion of the management of the Company, its available financing resources will be sufficient for the Company's operating requirements for the coming year, based on the cash flow forecast approved by the Company's Board of Directors. If additional resources are required to meet its operational requirements for the coming year, the Company will adapt its operations to preclude the need for additional resources beyond those available to it.

NOTE 5 – CONTINGENT LIABILITIES**Legal claims**

Various lawsuits have been filed against the Company and it faces various pending legal proceedings (in this section: “legal claims”).

In the opinion of the management of the Company, which is based, inter alia, on legal opinions as to the likelihood of success of the legal claims, the financial statements include appropriate provisions, where provisions are required, to cover its exposure resulting from such legal claims.

As at June 30, 2013, the exposure resulting from the legal claims filed against the Company in respect of various matters amounts to NIS 104,210,000. These amounts and all the amounts of the claims in this note do not include interest and linkage.

Below is a description of the pending material legal claims against of the Company's as at June 30, 2013, classified by groups with similar characteristics.

A. Employee claims

During the normal course of business, employees and former employees filed collective and individual claims against the Company. Most of these claims are for alleged non-payment of salary components and withholding salary payment. As at June 30, 2013, these claims amounted to NIS 58,790,000. In the opinion of the management of the Company, which is based, inter alia, on legal opinions as to the likelihood of success of the claims, the financial statements include appropriate provisions of NIS 1,520,000 where provisions are required to cover the exposure resulting from such claims.

B. Customer claims

During the normal course of business, various legal claims were find against the Company by its customers. These are mainly motions for certification of class actions (and resulting claims) usually concerning contentions of unlawful collection of payment and impairment of the service provided by the Company. As at June 30, 2013, these claims amounted to NIS 44,030,000. In the opinion of the management of the Company, which is based, inter alia, on legal opinions as to the likelihood of success of the claims, the financial statements include appropriate provisions in the amount of NIS 5,338,000, where provisions are required, to cover the exposure resulting from such claims. Also see Note 8 below.

C. Supplier and communication provider claims

During the normal course of business, various legal claims were find against the Company by suppliers of goods and/or services to the Company. As at June 30, 2013, these claims amounted to NIS 1,390,000. In the opinion of the Company's lawyers, financial resources will not be needed to dismiss some of these claims and some claims are in preliminary stages and therefore it is not able to estimate the likelihood of their success.

Notes to the Condensed Interim Financial Statements as at June 30, 2013**NOTE 6 – EVENTS DURING THE REPORTING PERIOD**

- A. On March 13, 2013 S&P Maalot awarded an iIA- rating to additional debenture issues to be issued by the Company by means of a new issue of debentures and/or expansion of an existing series in relation to total borrowing of up to NIS 200 million par value.

During the first half of 2013 the Company executed additional issues of debentures (Series B) by way of series expansion in the amount of NIS 99.7 million. For information regarding the terms of the debentures see Note 14 to the financial statements as at December 31, 2012.

- B. On May 8, 2013 the general meeting of the shareholders of Bezeq approved the Company's vote in the general meeting of the shareholders in favor of amending the Company's existing engagement with Space Communications Ltd. and extending it with regard to the leasing of space segments on the Amos 2, Amos 3, Amos 6 satellites and/or any other satellite that may be agreed upon between the parties, until the end of 2028, and in an amount of USD 227 million for the entire period. Furthermore, on the same day, the general meeting of the shareholders approved the engagement in the foregoing agreement.

NOTE 7 - FINANCIAL INSTRUMENTS**Fair value****A. Fair value compared to carrying amounts**

The carrying amounts of certain financial assets and financial liabilities, including cash and cash equivalents, trade receivables, other receivables, deposits, derivatives, bank overdrafts, loans and short-term credit, trade payables, other payables are equal to or approximate their fair value. The fair value of financial assets and financial liabilities, and the carrying amounts which are presented in the statement of financial position, are as follows:

	At June 30, 2013	
	Carrying amount	Fair value
	NIS thousands	
Debentures, including accrued interest	1,665,410	1,819,972

B. Fair value hierarchy

The fair value of financial instruments measured at fair value is determined using the valuation method based on the level of the fair value hierarchy.

The various levels have been defined as follows:

- Level 1: quoted prices (unadjusted) for identical instruments in an active market
- Level 2: data observed, directly or indirectly, which are not included in Level 1
- Level 3: data not based on observable market data

C. Data regarding fair value measurement at level 2

During the first half of 2013 the Company entered into several forward transactions in order to reduce exposure to exchange rate fluctuations. The fair value of the forward transactions is determined by using observable market data. The net fair value of these forward contracts at June 30, 2013 (liability) is NIS 1.2 million.



NOTE 8 – SUBSEQUENT EVENTS


- A. On July 4, 2013, a legal claim and motion for certification as a class action was filed with the Central District Court against the Company and against HOT Cable Communications Systems Ltd. ("HOT"). The applicants contend that the Company and HOT ("the respondents") violated the provisions of the communications laws by advertising and promoting, over many years, the interests of various commercial entities during their broadcasts. The applicants petitioned the Court to certify the suit as a class action; to declare that any advertising and promotion of interests by the respondents, contrary to the law, establishes the right to compensation for the members of the group; to order the respondents to pay the members of the group no less than the full value of the benefit they derived from advertising and promoting interests of commercial entities or various brands, and compensation for breach of contract, violation of autonomy of will, and additional special compensation. The applicants did not stipulate the amount of the suit. Due to the fact that the proceeding is in a preliminary stage, the Company is unable to assess the likelihood of the claim succeeding.
- B. On July 10, 2013, the Company received a letter from the municipality of Kfar Saba with regard to an amendment to its municipal taxes assessment for 2010 through 2013, in which it demands an additional tax payment of NIS 9 million within 30 days from receipt of the letter. The municipality also informed the Company in the foregoing letter that the Company has the right to file an objection against the assessment within 90 days from date of receipt of the letter and to appeal the municipality's response to such objection. In its letter dated July 14, 2013, the Company requested, through its legal counsel that the municipality not take any collection measures until after the date for filing an objection, as it refutes the assessment provisions and that it intends to file an objection and administrative petition, if necessary. The Company is examining the foregoing claim and is at this stage unable to assess the likelihood of it succeeding.

NOTE 9 – APPOINTMENT OF THE CHAIRMAN OF THE BOARD FOR THE FINANCIAL STATEMENTS APPROVAL MEETING

As at the date of approval of the financial statements the Company's Board of Directors does not have an incumbent chairperson. Consequently, on July 29, 2013 the Company's Board of Directors certified David Efrati, a director of the Company, to serve as chairman of the Board of Directors' meeting convened to approve the financial statements and to sign the Company's financial statements as at June 30, 2013.

**Bezeq The Israel Telecommunication
Corporation Ltd.**

**Condensed Separate Interim Financial
Information as at
June 30, 2013
(Unaudited)**



Contents	Page
Auditors' Report	2
Condensed Separate Interim Financial Information as at June 30, 2013 (unaudited)	
Condensed Separate Interim Statements of Financial Position	3
Condensed information pertaining to the Interim Profit or Loss	5
Condensed Interim Statement of Comprehensive Income	6
Condensed Interim Statement of Cash Flows	7
Notes to the condensed separate interim financial information	9



Somekh Chaikin
8 Hartum Street, Har Hotzvim
PO Box 212, Jerusalem 91001
Israel

Telephone 972 2 531 2000
Fax 972 2 531 2044
Internet www.kpmg.co.il

To:
The Shareholders of "Bezeq"- The Israel Telecommunication Corporation Ltd.

Subject: Special auditors' report on separate interim financial information according to Regulation 38D of the Securities Regulations (Periodic and Immediate Reports) – 1970

Introduction

We have reviewed the separate interim financial information presented according to Regulation 38D of the Securities Regulations (Periodic and Immediate Reports) – 1970 of "Bezeq"- The Israel Telecommunication Corporation Ltd. (hereinafter – "the Company") as of June 30, 2013 and for the six and three month periods then ended. The separate interim financial information is the responsibility of the Company's Board of Directors and of its Management. Our responsibility is to express a conclusion on the separate interim financial information for these interim periods based on our review.

We did not review the separate financial information from the financial statements of investee companies the investments in which amounted to NIS 200 million as of June 30, 2013, and which the loss from these investee companies amounted to approximately NIS 7 million and NIS 8 million for the six and three month periods then ended, respectively. The financial statements of those companies were reviewed by other auditors whose review reports thereon were furnished to us, and our conclusion, insofar as it relates to the financial statements of such companies, is based solely on the said review reports of the other auditors.

Scope of Review

We conducted our review in accordance with Standard on Review Engagements 1, "Review of Interim Financial Information Performed by the Independent Auditor of the Entity" of the Institute of Certified Public Accountants in Israel. A review of separate interim financial information consists of making inquiries, primarily of persons responsible for financial and accounting matters, and applying analytical and other review procedures.

A review is substantially less in scope than an audit conducted in accordance with generally accepted auditing standards in Israel and consequently does not enable us to obtain assurance that we would become aware of all significant matters that might have been identified in an audit. Accordingly, we do not express an audit opinion.

Conclusion

Based on our review and the review reports of other auditors, nothing has come to our attention that causes us to believe that the accompanying separate interim financial information is not prepared, in all material respects, in accordance with Regulation 38D of the Securities Regulations (Periodic and Immediate Reports) – 1970.

Without qualifying our abovementioned conclusion, we draw attention to lawsuits filed against the Company which cannot yet be assessed or the exposure in respect thereof cannot yet be estimated, as set forth in Note 4.

Somekh Chaikin
Certified Public Accountants (Isr.)

August 4, 2013

Condensed Interim Statements of Financial Position

	June 30, 2013	June 30, 2012	December 31, 2012
	(Unaudited)	(Unaudited)	(Audited)
	NIS million	NIS million	NIS million
Assets			
Cash and cash equivalents	206	184	221
Investments, including derivatives	1,414	615	1,071
Trade receivables	757	790	740
Other receivables	191	223	208
Inventories	20	28	13
Loans to investees	385	318	465
Assets classified as held for sale	97	28	44
Total current assets	3,070	2,186	2,762
Investments, including derivatives	70	72	67
Trade and other receivables	103	119	128
Property, plant and equipment	4,356	4,405	4,403
Intangible assets	344	345	355
Investment in investees	6,053	6,216	6,061
Loans to investees	815	1,515	1,016
Deferred tax assets	55	163*	111*
Total non-current assets	11,796	12,835	12,141
Total assets	14,866	15,021	14,903

	June 30, 2013	June 30, 2012	December 31, 2012
	(Unaudited)	(Unaudited)	(Audited)
	NIS million	NIS million	NIS million
Liabilities			
Debentures, loans and borrowings	1,068	674	1,132
Trade payables	105	197	149
Other payables, including derivatives	399	437	493
Current tax liabilities	597	459	447
Provisions (Note 4)	107	150	139
Employee benefits	234	279*	216*
Dividend payable	490	970	969
Total current liabilities	3,000	3,166	3,545
Debentures	4,954	4,581	4,581
Loans	4,049	3,996	4,049
Employee benefits	216	201*	219*
Other liabilities	76	41	54
Dividend payable	-	467	-
Total non-current liabilities	9,295	9,286	8,903
Total liabilities	12,295	12,452	12,448
Equity			
Share capital	3,838	3,831	3,837
Share premium	102	82	100
Reserves	612	593	608
Deficit	(1,981)	(1,937)*	(2,090)*
Total equity	2,571	2,569	2,455
Total liabilities and equity	14,866	15,021	14,903

Shaul Elovitch
Chairman of the Board of Directors

Stella Handler
CEO

David "Dudu" Mizrahi
Deputy CEO and CFO

Date of approval of the financial statements: August 4, 2013

* Restated due to retrospective application of IAS 19 *Employee Benefits*, see Note 1.3

The attached notes are an integral part of these condensed separate interim financial information.

Condensed information pertaining to the Interim Profit or Loss

	Six months ended June 30		Three months ended June 30		Year ended December 31
	2013	2012	2013	2012	2012
	(Unaudited)	(Unaudited)	(Unaudited)	(Unaudited)	(Audited)
	NIS million	NIS million	NIS million	NIS million	NIS million
Revenues (Note 2)	2,250	2,360	1,121	1,161	4,630
Cost of Activities					
Depreciation and amortization	335	356	168	178	730
Salaries	512	534	242	267	1,036*
Operating and general expenses (Note 3)	448	500	218	263	1,033
Other operating expenses (income), net	(90)	(6)	(17)	16	(128)
	1,205	1,384	611	724	2,671
Operating profit	1,045	976	510	437	1,959
Financing expenses (income)					
Financing expenses	264	294	135	174	581*
Finance revenues	(159)	(169)	(82)	(98)	(322)
Financing expenses, net	105	125	53	76	259
Profit after financing expenses, net	940	851	457	361	1,700
Share in earnings of investees, net	271	406	122	152	654
Profit before income tax	1,211	1,257	579	513	2,354
Income tax	241	260	106	98	493*
Profit for the period attributable to the owners of the Company	970	997	473	415	1,861

* Restated due to retrospective application of IAS 19 *Employee Benefits*, see Note 1.3

The attached notes are an integral part of these condensed separate interim financial information.

Condensed Interim Statement of Comprehensive Income

	Six months ended June 30		Three months ended June 30		Year ended December 31
	2013	2012	2013	2012	2012
	(Unaudited)	(Unaudited)	(Unaudited)	(Unaudited)	(Audited)
	NIS million	NIS million	NIS million	NIS million	NIS million
Profit for the period	970	997	473	415	1,861*
Items of other comprehensive income not transferred to profit and loss					
Actuarial gains (losses) net of tax	-	-	-	-	(15)
Items of other comprehensive income (net of tax) after initial recognition in comprehensive income is transferred to profit or loss	(4)	(2)	(11)	(2)	(3)
Other comprehensive income (loss), net of tax with respect to investees	(6)	(6)	(6)	-	(9)
Other comprehensive income (loss), net of tax	(10)	(8)	(17)	(2)	(27)
Total comprehensive income for the period attributable to equity holders of the Company	960	989	456	413	1,834

* Restated due to retrospective application of IAS 19 *Employee Benefits*, see Note 1.3

The attached notes are an integral part of these condensed separate interim financial information.

Condensed Interim Statement of Cash Flows

	Six months ended June 30		Three months ended June 30		Year ended December 31
	2013	2012	2013	2012	2012
	(Unaudited)	(Unaudited)	(Unaudited)	(Unaudited)	(Audited)
	NIS million	NIS million	NIS million	NIS million	NIS million
Cash flows from operating activities					
Profit for the period	970	997	473	415	1,861*
Adjustments:					
Depreciation	283	310	142	153	635
Amortization of intangible assets	52	46	26	25	95
Profits of investees, accounted by the equity method, net	(271)	(406)	(122)	(152)	(654)
Financing expenses, net	136	173	48	121	309
Capital gain, net	(112)	2	(65)	26	(150)
Share-based payment transactions	16	39	8	19	73
Income tax expenses	241	260	106	98	493*
Expenses (income) for derivatives, net	(10)	(6)	(6)	(11)	-
Change in inventory	(7)	(14)	5	(9)	-
Change in trade and other receivables	(34)	(82)	(1)	(11)	(61)
Change in trade and other payables	(58)	(91)	(103)	(181)	(133)
Change in provisions	(33)	(13)	(3)	(8)	(24)
Change in employee benefits	15	(64)	40	(32)	(131)*
Change in deferred income	12	10	6	3	25
Net cash from (used for) financing activities due to transactions with investees	(13)	(17)	12	(25)	(18)
Net income tax paid	(70)	(117)	(10)	(55)	(311)
Net cash flows from operating activities	1,117	1,027	556	376	2,009

* Restated due to retrospective application of IAS 19 *Employee Benefits*, see Note 1.3

The attached notes are an integral part of these condensed separate interim financial information.

Condensed Interim Statements of Cash Flows (cont.)

	Six months ended June 30		Three months ended June 30		Year ended December 31
	2013	2012	2013	2012	2012
	(Unaudited)	(Unaudited)	(Unaudited)	(Unaudited)	(Audited)
	NIS million	NIS million	NIS million	NIS million	NIS million
Cash flows from investing activities					
Investment in intangible assets	(41)	(70)	(20)	(34)	(136)
Proceeds from the sale of property, plant and equipment	166	68	124	22	300
Acquisition of financial assets held for trading and others	(1,091)	(1,851)	(659)	(751)	(2,457)
Proceeds from the sale of financial assets held for trading and others	759	2,175	759	1,425	2,329
Purchase of property, plant and equipment	(328)	(437)	(166)	(204)	(822)
proceeds for derivatives	6	10	3	6	14
Proceeds from disposal of investments and long-term loans	(3)	3	1	6	7
Interest and dividends received	10	5	8	3	9
Increase of holding in a subsidiary	-	(77)	-	(77)	(77)
Net cash from investment activities due to transactions with investees	509	452	447	855	1,323
Net cash deriving from (used for) investing activities	(13)	278	497	1,251	490
Cash flow from financing activities					
Bank loans received	-	-	-	-	650
Repayment of bank loans	(75)	(77)	-	-	(204)
Issue of debentures	869	-	869	-	-
Repayment of debentures	(319)	(316)	(319)	(316)	(327)
Dividend paid	(1,361)	(1,574)	(1,361)	(1,574)	(3,071)
Interest paid	(228)	(262)	(201)	(228)	(436)
Net proceeds (payment) for derivatives	(6)	10	(6)	10	7
Proceeds from exercise of options	1	2	1	2	7
Net cash used for financing activities	(1,119)	(2,217)	(1,017)	(2,106)	(3,374)
Increase (decrease) in cash and cash equivalents					
	(15)	(912)	36	(479)	(875)
Cash and cash equivalents at beginning of period	221	1,096	170	663	1,096
Cash and cash equivalents at the end of the period	206	184	206	184	221

The attached notes are an integral part of these condensed separate interim financial information.

Notes to the condensed separate interim financial information

1. Manner of preparing financial information**1.1. Definitions**

"The Company"- Bezeq The Israel Telecommunication Corporation Limited

"Investee", the "Group", "Subsidiary": as these terms are defined in the Company's consolidated financial statements for 2012.

1.2. Principles used for preparing financial information

The condensed separate interim financial information is presented in accordance with Regulation 38(D) of the Securities Regulations (Periodic and Immediate Reports), 1970 ("the Regulation") and the Tenth Addendum of the Securities Regulations (Periodic and Immediate Reports), 1970 ("the Tenth Addendum") with respect to the separate interim financial information of the corporation. They should be read in conjunction with the separate financial statements for the year ended December 31, 2012 and in conjunction with the condensed interim consolidated financial statements as at June 30, 2013 ("the Consolidated Financial Statements").

The accounting policies used in these condensed separate interim financial information are in accordance with the accounting policies set out in the separate financial information as of and for the year ended December 31, 2012.

1.3. Retrospective Application of Accounting Policies

Since January 1, 2013, the Company applies the amendment to IAS 19 - Employee Benefits ("the Amendment") As a result of the application of the Amendment, the method used for measuring liabilities with respect to annual leave days was changed. Furthermore on the date of first time application of the Amendment the Company recognized the total liabilities pertaining to employees transferred from the civil service to the Company which, until said date, was accounted as historic service costs and the Company was required to recognize this cost over a projected service period. The Amendment was adopted through retrospective application by way of restatement of the financial statements. As a result, the Company restated its statement of income for 2012, by recording an increase in net profit in the amount of NIS 3 million. The Company also recorded a decrease in equity at June 30, 2013 and December 31, 2012 in the amounts of NIS 8 million and NIS 5 million, respectively.

2. Revenues

	Six months ended June 30		Three months ended June 30		Year ended December 31
	2013	2012	2013	2012	2012
	(Unaudited)	(Unaudited)	(Unaudited)	(Unaudited)	(Audited)
	NIS million	NIS million	NIS million	NIS million	NIS million
Fixed-line telephony	1,013	1,160	503	572	2,254
Internet - infrastructure	631	581	321	285	1,166
Transmission and data communication	488	492	241	247	976
Other services	118	127	56	57	234
	2,250	2,360	1,121	1,161	4,630

3. Operating and general expenses

	Six months ended June 30		Three months ended June 30		Year ended December 31
	2013	2012	2013	2012	2012
	(Unaudited)	(Unaudited)	(Unaudited)	(Unaudited)	(Audited)
	NIS million	NIS million	NIS million	NIS million	NIS million
Interconnectivity and payments to communications operators	115	147	58	72	281
Maintenance of buildings	114	122	55	59	245
Sales and marketing expenses	85	50*	41	42	159
Terminal equipment and materials	50	51	23	27	111
Services and maintenance by sub-contractors	32	39	16	19	73
Vehicle maintenance expenses	39	37	19	18	83
Collection commissions (in 2012 including royalties)	13	54	6	26	81
	448	500	218	263	1,033

* On April 2, 2012 the settlement between the Company and the Ministry of Communications, with regard to the State authorities' claims for payment of frequency fees in Judea, Samaria and Gaza, was given the validity of judgment. As a result of the settlement, in the first quarter of 2012, the Company reduced its liability to pay frequency fees and decreased its operating and general expenses by NIS 37 million and financing expenses by NIS 13 million.

4. Contingent Liabilities

During the normal course of business, legal claims were filed against the Company and there are various pending claims ("in this section: "Legal Claims").

In the opinion of the Company's management, based, inter alia, on legal opinions as to the likelihood of success of these litigations, the financial statements include appropriate provisions in the amount of NIS 107 million, where provisions are required to cover the exposure arising from such litigation.

In the Company's opinion, the additional exposure (exceeding the foregoing provisions), as of June 30, 2013 due to legal claims filed against the Company on various matters, which are unlikely to be realized, amounts to a total of NIS 1.7 billion. Of this amount, NIS 361 million is for a claim filed against the Company and other associates without specifying the portion of the amount claimed from each of the plaintiffs. In addition, there is further exposure in the amount of NIS 125 million for claims, the success of which cannot be assessed at this stage. All the foregoing amounts are linked to the consumer price index and are before the addition of interest.

Furthermore, other claims have been filed against the Company as class actions with respect to which the Company has additional exposure beyond the aforesaid amounts, which cannot be quantified as the exact amounts of the claims are not stated in the claims.

Subsequent to the reporting date, lawsuits were filed against the Company in a total amount of NIS 20 million, the success of which cannot yet be assessed at this stage. Furthermore, a claim for which the Company's exposure was NIS 94 million has ended. The Company's costs for the foregoing claim were negligible.

For further information concerning contingent liabilities see Note 5 to the Consolidated Financial Statements, Contingent Claims.

5. Material Agreements and Transactions with Investees During and Subsequent to the Reporting Period

- 5.1 During May 2013, Pelephone Communications Ltd. ("Pelephone") paid a dividend in cash announced by Pelephone in March, in the amount of NIS 287 million.
- 5.2 During May 2013, Bezeq International Ltd. ("Bezeq International") paid a dividend in cash announced by Bezeq International in March, in the amount of NIS 84 million.
- 5.3 During July 2013 the board of directors of Pelephone decided to distribute a dividend to the Company in the amount of NIS 314 million in September 2013.
- 5.4 During July 2013 the board of directors of Bezeq International decided to distribute a dividend to the Company in the amount of NIS 81 million in September 2013.
- 5.5 During July 2013, Pelephone informed the Company of its intention to make an early payment of an amount of NIS 88 million in August 2013, on account of the loan it received in March 2012, in a total amount of NIS 440 million. Accordingly, the date of final payment of the loan was set for March 2018.
- 5.6 During the reporting period the Company provided Walla Communications Ltd. with loans totaling an amount of NIS 30 million. The loans bear a fixed annual interest of 4.68% and are due for repayment in three equal annual principal installments. The first payment will be made two years from the date on which the loan was provided.

The information contained in these financial statements constitutes a translation of the financial statements published by the Company. The Hebrew version was submitted by the Company to the relevant authorities pursuant to Israeli law, and represents the binding version and the only one having legal effect. This translation was prepared for convenience purposes only.