
SECURITIES AND EXCHANGE COMMISSION

Washington, D.C. 20549

F O R M 6-K

**REPORT OF FOREIGN PRIVATE ISSUER PURSUANT TO RULE 13a-16 OR 15d-16
UNDER THE SECURITIES EXCHANGE ACT OF 1934**

For the month of April 2014

INTERNET GOLD-GOLDEN LINES LTD.

(Name of Registrant)

2 Dov Friedman Street, Ramat Gan 5250301, Israel

(Address of Principal Executive Office)

Indicate by check mark whether the registrant files or will file annual reports under cover of Form 20-F or Form 40-F.

Form 20-F ☒ Form 40-F ☐

Indicate by check mark if the registrant is submitting the Form 6-K in paper as permitted by Regulation S-T Rule 101(b)(1): ☐

Indicate by check mark if the registrant is submitting the Form 6-K in paper as permitted by Regulation S-T Rule 101(b)(7): ☐

Indicate by check mark whether by furnishing the information contained in this Form, the registrant is also thereby furnishing the information to the Commission pursuant to Rule 12g3-2(b) under the Securities Exchange Act of 1934.

Yes ☐ No ☒

If "Yes" is marked, indicate below the file number assigned to the registrant in connection with Rule 12g3-2(b): 82- _____

INTERNET GOLD-GOLDEN LINES LTD.

The following exhibits are attached:

Translated version of the 2013 Annual Report of Bezeq The Israel Telecommunication Corp. Ltd, or Bezeq, a controlled of B Communications Ltd., the Registrant's controlled subsidiary, published by Bezeq on March 6, 2014.

The attached exhibits pertain to Bezeq ("Bezeq" and together with its subsidiaries, "the Company")

- | | |
|------|---|
| 99.1 | Periodic Report of the Company for the Year 2013: Chapter A - Description of Company's Operations |
| 99.2 | Periodic Report of the Company for the Year 2013: Chapter B - Directors' Report on the State of the Company's Affairs |
| 99.3 | Periodic Report of the Company for the Year 2013: Chapter C - Financial Statements |
| 99.4 | Periodic Report of the Company for the Year 2013: Chapter D - Additional Information about the Company |
| 99.5 | Bezeq Separate Financial Information for the Year ended December 31, 2013 |
| 99.6 | DBS Satellite Services (1998) Ltd. Financial Statements for the Year ended December 31, 2013 |
| 99.7 | Report of the Company Concerning Effectiveness of the Internal Control over Financial Reporting (SOX format): Chapter E |
| 99.8 | 2013 Corporate Governance Questionnaire of the Company |
-

SIGNATURE

Pursuant to the requirements of the Securities Exchange Act of 1934, the registrant has duly caused this report to be signed on its behalf by the undersigned, thereunto duly authorized.

Internet Gold-Golden Lines Ltd.
(Registrant)

By: /s/ Doron Turgeman
Doron Turgeman
Chief Executive Officer

Date: April 22, 2014

EXHIBIT INDEX

The attached exhibits pertain to Bezeq ("Bezeq" and together with its subsidiaries, "the Company")


<u>EXHIBIT NO.</u>	<u>DESCRIPTION</u>
99.1	Periodic Report of the Company for the Year 2013: Chapter A - Description of Company's Operations
99.2	Periodic Report of the Company for the Year 2013: Chapter B - Directors' Report on the State of the Company's Affairs
99.3	Periodic Report of the Company for the Year 2013: Chapter C - Financial Statements
99.4	Periodic Report of the Company for the Year 2013: Chapter D - Additional Information about the Company
99.5	Bezeq Separate Financial Information for the Year ended December 31, 2013
99.6	DBS Satellite Services (1998) Ltd. Financial Statements for the Year ended December 31, 2013
99.7	Report of the Company Concerning Effectiveness of the Internal Control over Financial Reporting (SOX format): Chapter E
99.8	2013 Corporate Governance Questionnaire of the Company

March 5, 2013

Bezeq The Israel Telecommunication Corporation Ltd.


Periodic Report for the Year 2013

- Chapter A** - **Description of Company Operations**
- Chapter B** - **Directors Report on the State of the Company's Business**
- Chapter C** - **Financial Statements**
- Chapter D** - **Additional Information about the Company**
- Chapter E** - **Report Concerning Effectiveness of the Internal Control over Financial Reporting (SOX format)**



The information contained in this periodic report constitutes a translation of the periodic report published by the Company. The Hebrew version was submitted by the Company to the relevant authorities pursuant to Israeli law, and represents the binding version and the only one having legal effect. This translation was prepared for convenience purposes only.

Chapter A
(Description of Company Operations)
of the Periodic Report for 2013



Chapter A – Description of Company Operations

Table of Contents

1.	<u>General development of the Group's business</u>	A-7
1.1	Group activities and business development	A-7
1.2	Segments of operation	A-9
1.3	Dividend Distribution	A-10
1.4	Financial information about the Group's segments of operation	A-11
1.5	Forecast in relation to the Group	A-19
1.6	General environment and influence of external factors on the Group's activities	A-19
2.	<u>Bezeq – Domestic Fixed-Line Communications</u>	A-32
2.1	General Information on the Segment of Operation	A-32
2.2	Products and Services	A-36
2.3	Breakdown of Product and Service Revenues	A-38
2.4	Customers	A-39
2.5	Marketing, Distribution and Service	A-39
2.6	Competition	A-39
2.7	Property, Plant and Equipment and Facilities	A-43
2.8	Intangible Assets	A-46
2.9	Human Capital	A-47
2.10	Equipment and Suppliers	A-49
2.11	Working Capital	A-50
2.12	Investments	A-50
2.13	Financing	A-50
2.14	Taxation	A-52
2.15	Environmental Risks and their Management	A-52
2.16	Restrictions and Control of the Company's Operations	A-53
2.17	Substantial Agreements	A-60
2.18	Legal Proceedings	A-63
2.19	Business Goals and Strategies	A-68
2.20	Outlook for Developments in the Coming Year	A-69
2.21	Risk Factors	A-69
3.	<u>Pelephone – Mobile radio-telephone (cellular telephony)</u>	A-74
3.1	General Information on the segment of operations	A-74
3.2	Services and Products	A-77
3.3	Revenue from products and services	A-78
3.4	Trade receivables	A-78
3.5	Marketing, distribution and service	A-78
3.6	Competition	A-78
3.7	Property, plant and equipment	A-82
3.8	Intangible assets	A-83
3.9	Human resources	A-84
3.10	Suppliers	A-85
3.11	Working capital	A-86
3.12	Financing	A-87
3.13	Taxation	A-87
3.14	Environmental risks and means for their management	A-87
3.15	Restrictions on and control of Pelephone's operations	A-89

3.16	Material agreements	A-93
3.17	Legal proceedings	A-95
3.18	Business Goals and Strategy	A-99
3.19	Outlook for developments in the coming year	A-99
3.20	Discussion of Risk Factors	A-100
4.	<u>Bezeq International – International Telecommunications, Internet and NEP services</u>	A-103
4.1	General	A-103
4.2	Products and Services	A-104
4.3	Revenue	A-105
4.4	Trade receivables	A-105
4.5	Marketing, distribution and service	A-105
4.6	Competition	A-106
4.7	Property, plant and equipment	A-107
4.8	Human resources	A-107
4.9	Suppliers	A-108
4.10	Working capital	A-109
4.11	Financing	A-109
4.12	Taxation	A-109
4.13	Restrictions and supervision of Bezeq International's operations	A-109
4.14	Joint venture agreements	A-111
4.15	Legal proceedings	A-112
4.16	Objectives, business strategy and projected developments	A-114
4.17	Risk Factors	A-114
5.	<u>DBS – Multi-channel television</u>	A-116
5.1	General Information on the segment of operations	A-116
5.2	Products and Services	A-118
5.3	Revenue from products and services	A-119
5.4	New products	A-119
5.5	Customers	A-119
5.6	Marketing and Distribution	A-119
5.7	Competition	A-120
5.8	Production capacity	A-121
5.9	Property, plant and equipment	A-121
5.10	Intangible assets	A-122
5.11	Trademarks	A-123
5.12	Human resources	A-124
5.13	Suppliers	A-125
5.14	Working capital	A-125
5.15	Financing	A-125
5.16	Taxation	A-126
5.17	Restrictions on and supervision of the company	A-126
5.18	Material agreements	A-130
5.19	Legal proceedings	A-132
5.20	Goals and Business Strategy	A-133
5.21	Risk Factors	A-133

List of Terms

A. Names of laws appearing in the report

Consumer Protection Law	- Consumer Protection Law, 1981
Antitrust Law	- Antitrust Law, 1988
Arrangements Law	- Economic Policy for 2013-2014 (Legislative Amendments) Law, 2013
Companies Law	- Companies Law, 1999
Non-Ionizing Radiation Law	- Non-Ionizing Radiation law, 2006
Market Concentration Law	- Law to Promote Competition and Reduce Concentration, 2013
Second Authority Law	- Second Authority for Television and Radio Law, 1990
Planning and Construction Law	- Planning and Construction Law, 1965
Communications Law	- Communications (Telecommunications and Broadcasts) Law, 1982
Securities Law	- Securities Law, 1968
Class Actions Law	- Class Actions Law, 2006
Communications Rules	- Communications (Broadcasting Licensee) Rules, 1987
The Telegraph Ordinance	- Wireless Telegraph Ordinance [New Version], 1972
The Communications Order	- Communications (Telecommunications and Broadcasts) (Determination of an Essential Service Provided by Bezeq Israel Communications Corp.) Order, 1997
Frequency Regulations for Access Installations	- Communications (Telecommunications and Broadcasts) (Frequencies for Wireless Access Installations) Regulations, 2002
Royalties Regulations	- Communications (Telecommunications and Broadcasts) (Royalties) Regulations, 2001
Royalties Regulations (Satellite Broadcasts)	- Communications (Telecommunications and Broadcasts) (Satellite Television Broadcasts) (License fees and Royalties), 1999
Prospectus Details Regulations	- The Securities (Details of a Prospectus, Draft Prospectus - Structure and Form) (Amendment) Regulations, 1969
Interconnect Regulations	- Communications (Telecommunications and Broadcasts) (Payments for Interconnect) Regulations, 2000
Satellite Broadcasting License Regulations	- Communications (Telecommunications and Broadcasts) (Proceedings and Conditions for Grant of a Satellite Broadcasts License), 1998
International Operator License Regulations	- Communications (Telecommunications and Broadcasts) (Proceedings and Terms for Receipt of a General License for Providing International Telecommunications Services) Regulations, 2004

B. Other main technology terms appearing in the report¹

Bezeq On Line	- Bezeq On Line Ltd.
Bezeq International	- Bezeq International Ltd.
Bezeq Zahav Holdings	- Bezeq Zahav (Holdings) Ltd.
B.I.P	B.I.P Communications Solutions (Limited Partnership) which is controlled by Bezeq International
B Communications	- B Communications Ltd. (formerly – 012 Smile Communications Ltd.)
Golan Telecom	- Golan Telecom Ltd.
2013 Financials	- The consolidated financial statements of the Company for the year ended December 31, 2013
DBS 2013 Financials	- The financial statements of DBS for the year ended December 31, 2013, which are attached to this report
Interconnect fees	- Interconnect fees (also called "call completion fees") are paid by one carrier to another for interconnection (see definition below)
DBS	- D.B.S. Satellite Services (1998) Ltd.
HOT	- HOT Communications Systems Ltd. and corporations under its control which operates in broadcasting (multi-channel television)
HOT Telecom	- HOT Telecom Limited Partnership
Hot Mobile	- Hot Mobile Ltd. (formerly Mirs Communications Ltd.) and corporations under its control
HOT-Net	- HOT-Net Internet Services Ltd.
the Stock Exchange	- The Tel Aviv Stock Exchange Ltd.
the Council	- The Cable and Satellite Broadcasting Council
Walla	- Walla! Communications Ltd. and corporations under its control
Hayek Commission	- Committee headed by Mr. Amir Hayek for reviewing the structure and updating of Bezeq tariffs and for setting wholesale service tariffs in fixed-line communications
Eurocom DBS	- Eurocom D.B.S. Ltd.
public switching	- In the context of a communications network - a telephony system supporting the connection of installations for passing calls between various end units
Mbps	- Megabits per second; a unit of measure for the speed of data transfer
Domestic Carrier	- An entity providing fixed-line domestic telephony services under a general or special domestic carrier license
PVR decoders	- Digital decoders enabling viewing of satellite broadcasts, with recording ability on a hard disk (Personal Video Recorder) and enabling other advanced services, including HDPVR decoders
HDPVR decoders	- PVR decoders that also enable receipt of HD broadcasts
Roaming	- Roaming services allow a customer of one communications network to receive services from another communications network which is not his home network, based on roaming agreements between the home network and the host network
NEP	- Network End Point – an interface to which a public telecommunications network and terminal equipment or a private network are connected. NEP services include the supply and maintenance of equipment and services on the customer's premises

¹ Please note that the definitions are for reader convenience only, and are not necessarily identical to the definitions in the Communications Law or its Regulations.

Access point	- A telecommunications device that operates in the frequencies stipulated in the relevant Wireless Telegraph Ordinance, which enables wireless communications between a user that has a wireless interface operating in those frequencies and the data-communications network, including the Internet.
Cellcom	Cellcom Israel Ltd. and corporations under its control
Pelephone	- Pelephone Communications Ltd.
Partner	- Partner Communications Ltd. and corporations under its control
Interconnect	- Interconnect enables telecommunications messages to be transferred between subscribers of various license-holders or services to be provided by one license-holder to the subscribers of another license-holder; interconnect is made possible by means of a connection between a public telecommunications network of one license-holder (e.g. the Company) and a public network of another license-holder (e.g. a cellular operator). See also the definition of "interconnect fees".
Cellular	- Mobile radio-telephone; cellular telephony
ITS license	General license for providing international telecommunications services
Domestic Carrier License	General license for providing fixed-line domestic telecommunications services
Cellular License	General license for providing mobile radio-telephone services by the cellular method
Broadcasting License	- License for satellite television broadcasts
Rami Levy	- Rami Levy Cellular Communications Ltd.
Transmission Services	- Transmission of electromagnetic signals or series of bits between the telecommunications facilities of a license-holder (excluding terminal equipment)
The Report Period	- The twelve months ended on December 31, 2013
Data Communication Services	- Network services for transferring data from point to point, transferring data between computers and between different communications networks, communications network connection services for the Internet, and remote access services for businesses
012 Smile	- 012 Smile Telecom Ltd. and corporations under its control
Bitstream Access	- Managed broadband access that enables service providers to connect to the network of the infrastructure's owner and offer broadband services to subscribers. The connection to the network of the infrastructure's owner may be countrywide (single-point connection to the core of the network of the infrastructure's owner, and services offered to subscribers nationwide), or regional (multipoint connections to the network of the infrastructure's owner and provision of services to subscribers in those regions).
CDMA	- Code Division Multiple Access – Access technology for cellular communications networks based on separation of subscribers by encoding
xDSL	- Digital Subscriber Line Technology that uses the copper wires of telephone lines to transfer data (the Internet) at high speeds by using frequencies higher than the audible frequency and therefore enabling simultaneous call and data transfer
DTT	- Digital Terrestrial Television – Wireless digital broadcast of television channels by means of terrestrial transmission stations
GSM	- Global System for Mobile Communications – International standard for cellular communications networks ("2nd Generation")

HD	- High Definition TV
HSPA	- High Speed Packet Access - cellular technology succeeding the UMTS standard, enabling data transfer at high speeds ("3.5 Generation")
iDEN	Integrated Digital Enhanced Network – wireless mobile communications technology that enables combining PTT and cellular telephony
IP	- Internet Protocol. The protocol enables unity between voice, data and video services using the same network
IPVPN	- Virtual Private Network based on IP and located on the public network, through which it is possible to (a) enable end users to connect to the organizational network by remote access, and (b) connect between the organization's branches (intranet)
ISP	- Internet Service Provider – Holder of a special license for providing Internet access services. The Internet access provider is the entity enabling the end user to connect to TCP/IP protocol that links him and the global Internet
LTE	Long Term Evolution- a standard for wireless communication of high-speed data for mobile phones
MVNO	- Mobile Virtual Network Operator – A virtual cellular operator that uses the existing communications infrastructures of the cellular carriers without need for its own infrastructures
NDSL	- A subscriber's line that provides only high-speed access by means of ISPs
NGN	- Next Generation Network – The Company's new communications network, based on IP architecture
UMTS	Universal Mobile Telecommunications System - international standard for cellular communications developed from the GSM standard ("3rd Generation")
VoB	- Voice over Broadband – Telephony and associated services in IP technology using fixed-line broadband access services
VoC	- Voice over Cellular Broadband – Telephony services over a cellular data communications channel ("Mobile VoB Services")
VOD	- Video on Demand – Television services per customer demand
VoIP	- Voice over Internet Protocol – Technology enabling the transfer of voice messages (provision of telephony services) by means of IP protocol
Wi-Fi	- Wireless Fidelity – Wireless access to the Internet within a local space

Chapter A – Description of the Company's Business

Bezeq – The Israel Telecommunication Corporation, Limited ("the Company" or "Bezeq"), together with its subsidiaries, whether wholly or partly owned, whose financial statements are consolidated with those of the Company, as well as D.B.S. Satellite Services (1998) Ltd., an affiliate, are hereafter together referred to in this Periodic Report as "the Group" or "Bezeq Group".²

1. General development of the Group's business

1.1 Group activities and business development

1.1.1 General

At the date of this periodic report, Bezeq Group is a main provider of communications services in Israel. The Bezeq Group implements and provides a broad range of telecommunications operations and services, including domestic fixed-line, cellular and international communication services, multi-channel satellite television broadcasts, internet infrastructure and access services, customer call centers, maintenance and development of communications infrastructures, provision of communications services to other communications providers, television and radio broadcasts, and supply and maintenance of equipment on customer premises (network end point – NEP – services).

The Company was established in 1980 as a government company to which the activities carried out until then at the Ministry of Communications were transferred, and it was privatized over a period of years. The Company became a public company in 1990 and its shares are traded on the Tel Aviv Stock Exchange.

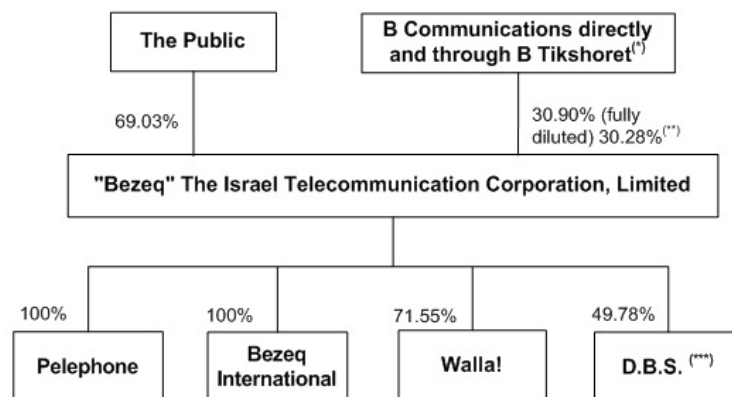
Since April 14, 2010, the controlling shareholder of the Company is B Communications, directly and through its wholly-controlled (indirectly) company B Tikshoret (SP2) Ltd. ("B Tikshoret"). (Concerning regulatory permits that were given in connection with the transaction to acquire control, see Section 1.6.5)³.

For information about restrictions that may apply to B Communications commencing December 2019 under the Market Concentration Law, in connection with control in the Company, if at that time B Communications is a second-tier company according to this law, and restrictions that apply to the Company in this context as a third-tier company, see Section 1.6.3H.

² We draw attention to the fact that the financial statements of DBS are not consolidated with those of the Company, and therefore, the definition of "the Group" in the 2013 Financials differs from its definition in the Chapter "Description of the Corporation's Business" and no longer includes DBS.

³ To the best of the Company's knowledge, B Tikshoret is a private company registered in Israel, wholly owned and controlled by B Tikshoret (SP1) Ltd., which is wholly owned and controlled by B Communications. B Communications is an Israeli public company whose shares are traded by way of double listing on the Stock Exchange and on the Nasdaq. The controlling shareholder in B Communications is Internet Gold – Golden Lines Ltd., and the controlling shareholder in Internet Gold – Golden Lines Ltd. is Eurocom Communications Ltd. ("Eurocom Communications"), which is controlled by Eurocom Holdings (1979) Ltd., in which the controlling shareholders are Mr. Shaul Elovitch and his brother Yosef Elovitch. Approximately 99% of the shares of B Tikshoret in the Company are held through a trustee for B Tikshoret as the owner and for the holders of bonds that were issued by B Communications as well as hedge funds with which B Communications entered into agreement as lien-holders. The remaining shares are held by B Tikshoret, and pledged as collateral in favor of the aforementioned bond holders and hedge funds.

Diagram of the structure of holdings in the Company, and the Company's holdings in the subsidiaries and main affiliates, at March 4, 2013:



(*) In addition to the above-mentioned holdings, 1,000,000 shares are held jointly by the Chairman of the Board of Directors, Mr. Shaul Elovitch and his brother Mr. Yosef Elovitch, the controlling shareholders (indirectly) of the Company, 72,360 shares are held by Ms. Iris Elovitch the wife of the controlling shareholder Shaul Elovitch, and 11,556 shares are held by Ms. Orna Elovitch Peled, daughter-in-law of the controlling shareholder Shaul Elovitch. These shares total approximately 0.04% of all the Company's issued capital.

(**) Full dilution was calculated assuming that all the allotted options would be exercised for shares. In view of the Stock Appreciation Rights (SAR) mechanism in the stock option plans for managers and employees in the Group, this assumption is theoretical only, since in practice, under the terms of the plans and the outlines, the offerees who exercise the options will not be allotted all the shares underlying them but only a quantity that reflects the amount of the financial benefit embodied in the options.

(***) The Company has stock options which, at the publication date of the report, confer a right to 8.6% of the shares of DBS. See also par. 1.1.2

In addition, the Company holds 100% of the issued capital of Bezeq On-Line, which operates customer call centers of a scope that is not material to the Company, and 100% of the issued capital of Bezeq Zahav Holdings whose entire operation is the holding of Debentures Series 5 of the Company.

1.1.2 Mergers and acquisitions

Merger of the Company and DBS

The Company holds 49.78% of the shares of DBS and it also owns stock options which at the publication date of the periodic report confer a right to 8.6% of the shares of DBS, and which, at the report date, it has refrained from exercising. In view of a decision of the Supreme Court in 2009 not to approve the merger of the Company and DBS. The Company ended its control in DBS and it therefore, from August 21, 2009, discontinued consolidation of its financial statements with those of DBS, and from that date the investment in DBS shares is presented according to the equity method (on this, see also Note 10 to the 2013 Financials). The balance of DBS shares are held by Eurocom DBS.⁴ To the best of the Company's knowledge, the voting rights on account of these shares are held in trust under irrevocable power of attorney in accordance with the terms laid down in the transaction for acquisition of control in the Company which stipulates, inter alia, that the trustee would act as owner of the shares. To the best of the Company's knowledge, the Antitrust Commissioner made his approval of acquisition of the control of the Company by B Communications conditional, inter alia, on Eurocom DBS selling its holdings in DBS within the period defined in the approval. For this matter, see also Section 1.6.2D.

⁴ A company controlled indirectly by Mr. Shaul Elovitch, the controlling shareholder (indirect) in the Company.

On October 27, 2013, the Company received from the Antitrust Authority ("Antitrust Authority") a preliminary draft of conditions for the merger (according to its meaning in the Antitrust Law) between the Company and DBS. A meeting of the Company's board of directors was held on that date, at which it was decided that the Company wishes in principle to prepare to conduct a review of the Company's options for increasing its holdings in DBS, subject to conducting all the necessary checks, and a review of all the conditions to be prescribed (if and insofar as they are prescribed) by the Antitrust Authority. To this end, the Board of Directors established a sub-committee to handle the subject, in which all the members are external directors, taking note of the possibility that it may involve a transaction with the Company's controlling shareholder. The committee must submit its recommendations to the audit committee and the Board of Directors.

Subsequently, on November 6, 2013, the Antitrust Authority published draft conditions for public comment (to be submitted by November 28, 2013), subject to which it is considering approval of a merger between the Company and DBS. The main points of these draft conditions are that the Company must provide an open network (namely - it may not limit or block the possibility available to a customer to make use of any service or application provided on the Internet at any time, directly or indirectly), it may not impose any restriction on the use of Internet infrastructure services stemming from the customer's cumulative surfing volume, it must offer customers TV services under equal conditions, separately and on the same terms (unbundling), irrespective of whether or not they purchase additional services, it must not collect payment for the relative part of the ISP connection to the Bezeq network that is used by the ISP to provide TV services, and the Company must sell the Internet infrastructure services on equal terms to all the Company's customers, irrespective of whether or not they purchase additional services (where a sale as part of a bundle of services in itself is not considered a sale under non-equal terms). Furthermore, the Company and DBS will be obligated to eliminate, with certain exclusions, the exclusive arrangements to which DBS is party with respect to content and it may no longer be party to such exclusivity. The full text of the announcement appears on the website of the Antitrust Authority and was also included in an Immediate Report of the Company dated November 7, 2013, presented here by way of reference.

1.2 Segments of operation

The Group has four main segments of operation which correspond to the corporate division among the Group companies and report as business segments in the Company's consolidated financial statements (see also Note 26 to the 2013 Financials):

1.2.1 The Company – Fixed-line domestic communications

This segment consists primarily of the Company's operation as a Domestic Carrier, including telephony services, Internet infrastructure and access services, transmission and data communications services. The Company's activities in the domestic fixed-line segment are described in Section 2 of this report.

1.2.2 Pelephone – Cellular communications

Cellular communications, marketing of terminal equipment, installation, operation and maintenance of cellular communication equipment and systems. Pelephone's operations are described in Section 3 of this report.

1.2.3 Bezeq International – international communications, Internet and NEP services

Internet access services (ISP), international communication services and NEP services. Bezeq International's operations are described in Section 4 of this report.

1.2.4 DBS – Multi-channel television

Multi-channel digital satellite television broadcasting services for subscribers (DBS) and the provision of value added services for subscribers. DBS's operations are described in Section 5 of this report.

It is noted that in addition, the Company's consolidated financial statements include an "Others" segment, which covers mainly Internet-related content, trading and portals, (through Walla!, WallaShops, Yad2, and other websites), and customer call center services (through Bezeq Online). The "Others" segment is not material at the Group level.

1.3 Dividend Distribution

1.3.1 Dividend policy

On August 4, 2009, the Board of Directors of the Company resolved to adopt a dividend distribution policy under which the Company would distribute to its shareholders, on a semi-annual basis, a dividend of 100% of the semi-annual profits (after tax) ("Profit for the period attributable to the Company's owners") according to the consolidated financial statements of the Company. Implementation of the dividend distribution policy is subject to the provisions of any law, including the distribution tests laid down in the Companies Law, and to the Board's assessment as to the Company's ability to meet its existing and foreseeable obligations, and all with due attention to the Company's projected cash flow, activities and liabilities, its cash balances, its plans and its situation from time to time, and subject to the approval of the general meeting of the shareholders of the Company for each specific distribution, as provided in the Company's Articles of Association. Since the date of that decision, the Company has not changed its dividend policy.

1.3.2 Distribution that does not pass the profit test

During the period 2011-2013, the Company made a special distribution in a total amount of NIS 3 billion (which was approved at the beginning of 2011), a sum which exceeds the Company's profits as defined in Section 302 of the Companies Law, which was distributed to the shareholders in six equal semi-annual installments (without payment of interest and linkage) ("the Special Distribution").

1.3.3 Dividend distribution

For details about the distributions made the Company during the period 2012-2013, and a recommendation by the Board of Directors to the general meeting, dated March 5, 2014, to distribute a dividend, see Note 18.2 to the 2013 Financials.

1.4 Financial information about the Group's segments of operation

All the data in this Section 01.4 are in NIS million.

1.4.1 2013:

	Domestic fixed-line communications	Mobile radio telephone (cellular)	International communications, Internet services and NEP	Multi-channel Television	Others	Adjustments to consolidated (2)	Consolidated
Total revenues:							
From externals	4,198	3,741	1,365	1,633	241	(1,633)	9,545
From other segments of operation in the corporation	280	68	68	2	21	(421)	18
Total revenues	4,478	3,809	1,433	1,635	262	(2,054)	9,563
Total costs attributable to:							
Variable costs attributable to segment of operation (1)	725	1,901	945	585	141		
Fixed costs attributable to segment of operation (1)	1,755	1,300	261	783	123		
Total costs	2,480	3,201	1,206	1,368	266	(1,777)	6,744
Costs that do not constitute revenue in another segment of operation	2,403	2,995	1,071	1,357	258	(1,347)	6,737
Costs that constitute revenue in other segments of operation	77	206	135	11	8	(430)	7
Total costs	2,480	3,201	1,206	1,368	266	(1,777)	6,744
Profit from ordinary operations attributable to owners of the Company	1,998	608	227	133	(4)	(143)	2,819
Profit from operating activities attributable to rights that do not grant control	-	-	-	135	-	(135)	-
Total assets attributable to operations at December 31, 2013	7,767	4,126	1,257	1,617	333	(78)	15,022
Total liabilities attributable to segment of operation at December 31, 2013	11,234	1,242	440	5,960	249	(6,526)	12,599

- (1) The Group companies that are companies providing services (as opposed to manufacturing companies), do not manage a dedicated pricing system which differentiates between fixed and variable costs. The above distinction was made for the purposes of this report only. Variable costs are costs for which the companies have flexible management and control in the short-term and which directly affect output, compared to fixed expenses, which are not flexible in the short term and do not directly affect output. (On this, regarding the definition of fixed and variable costs, "short-term" means a period of up to one year).
- (2) Details of adjustments to consolidated – Transactions between segments of operation and transactions in multi-channel television.

1.4.2 2012:

	Domestic fixed-line communications	Mobile radio telephone (cellular)	International communications, Internet services and NEP	Multi-channel Television	Others	Adjustments to consolidated (2)	Consolidated
Total revenues:							
From externals	4,339	4,371	1,286	1,636	256	(1,636)	10,252
From other segments of operation in the corporation	291	97	54	-	36	(452)	26
Total revenues	4,630	4,468	1,340	1,636	292	(2,088)	10,278
Total costs attributable to:							
Variable costs attributable to segment of operation (1)	826	2,119(3)	859(3)	587	134		
Fixed costs attributable to segment of operation (1)	1,845	1,457(3)	262(3)	796	171		
Total costs	2,671	3,576	1,121	1,383	305	(1,819)	7,237
Costs that do not constitute revenue in another segment of operation	2,569	3,366	982	1,363	298	(1,347)	7,231
Costs that constitute revenue in other segments of operation	102	210	139	20	7	(472)	6
Total costs	2,671	3,576	1,121	1,383	305	(1,819)	7,237
Profit from ordinary operations attributable to owners of the Company	1,959	892	219	126	(13)	(142)	3,041
Profit from operating activities attributable to rights that do not grant control	-	-	-	127	-	(127)	-
Total assets attributable to operations at December 31, 2012	8,098	4,704	1,259	1,387	375	(55)	15,768
Total liabilities attributable to segment of operation at December 31, 2012	11,704	1,735	436	5,349	258	(6,169)	13,313

- (1) The Group companies that are companies providing services (as opposed to manufacturing companies), do not manage a dedicated pricing system which differentiates between fixed and variable costs. The above distinction was made for the purposes of this report only. Variable costs are costs for which the companies have flexible management and control in the short-term and which directly affect output, compared to fixed expenses, which are not flexible in the short term and do not directly affect output. (On this, regarding the definition of fixed and variable costs, "short-term" means a period of up to one year).
- (2) Details of adjustments to consolidated – Transactions between segments of operation and transactions in multi-channel television.
- (3) Fee reclassified as a variable cost.
- (4) Restated due to retrospective application of the amendment to IAS 19, Employee Benefits. On this, see Note 1.8 to the 2013 Financials.

1.4.3 2011:

	Domestic fixed-line communications	Mobile radio telephone (cellular)	International communications, Internet services and NEP	Multi-channel Television	Others	Adjustments to consolidated (2)	Consolidated
Total revenues:							
From externals	4,371	5,454	1,288	1,619	236	(1,619)	11,349
From other segments of operation in the corporation	277	94	66	-	41	(454)	24
Total revenues	4,648	5,548	1,354	1,619	277	(2,073)	11,373
Total costs attributable to:							
Variable costs attributable to segment of operation (1)	1,186	2,634(3)	885(3)	543	116		
Fixed costs attributable to segment of operation (1)	1,791	1,554(3)	228(3)	781	158		
Total costs	2,977	4,188	1,113	1,324	274	(1,758)	8,118
Costs that do not constitute revenue in another segment of operation	2,861	3,985	984	1,309	259	(1,308)	8,090
Costs that constitute revenue in other segments of operation	116	203	129	15	15	(450)	28
Total costs	2,977	4,188	1,113	1,324	274	(1,758)	8,118
Profit from ordinary operations attributable to owners of the Company	1,671	1,360	241	147	2	(163)	3,258
Profit from operating activities attributable to rights that do not grant control	-	-	-	148	1	(152)	(3)
Total assets attributable to operations at December 31, 2011	9,202	5,404	1,268	1,282	401	(226)	17,331
Total liabilities attributable to segment of operation at December 31, 2011	13,566	2,255	439	4,932	272	(6,821)	14,643

- (1) The Group companies that are companies providing services (as opposed to manufacturing companies), do not manage a dedicated pricing system which differentiates between fixed and variable costs. The above distinction was made for purposes of this report only. Variable costs are costs for which the companies have flexible management and control in the short-term and which directly affect output, compared to fixed expenses, which are not flexible in the short term and do not directly affect output. (On this, regarding the definition of fixed and variable costs, "short-term" means a period of up to one year).
- (2) Details of consolidation adjustments – Transactions between segments of operation and transactions in multi-channel television.
- (3) Fee reclassified as a variable cost.
- (4) Restated due to retrospective application of the amendment to IAS 19, Employee Benefits. On this, see Note 1.8 to the 2013 Financials

For explanations about the development of the financial data shown in Sections 1.4.1 - 1.4.3, see Section 1 of the Directors' Report on the State of the Company's Affairs ("the Directors Report").

1.4.4 Main results and operational data

Condensed data showing the results of each of the Company's main segments of operation in 2012 and 2013:

A. Bezeq Fixed Line (the Company's operations as a domestic carrier)

	2013	2012	Q4 2013	Q3 2013	Q2 2013	Q1 2013	Q4 2012	Q3 2012	Q2 2012	Q1 2012
Revenues (NIS million)	4,478	4,630	1,101	1,127	1,121	1,129	1,121	1,149	1,161	1,199
Operating profit (NIS million)	1,998	1,959	459	494	510	535	*564	419	437	539
Depreciation and amortization (NIS million)	683	730	174	174	168	167	189	185	178	178
EBITDA(Earnings before income tax, depreciation and amortization) (NIS million)(1)	2,681	2,689	633	668	678	702	*753	604	615	717
Net profit (NIS million)	1,371	1,227	312	360	351	348	*370	246	263	348
Cash flow from current operations (NIS million)	2,274	2,009	526	631	556	561	512	470	376	651
Payments for investments in property, plant & equipment and intangible assets (NIS million)	789	958	222	198	186	183	202	249	238	269
Proceeds from the sale of property, plant & equipment and intangible assets (NIS million)	304	300	90	48	124	42	136	96	22	46
Free cash flow (NIS million) (2)	1,789	1,351	394	481	494	420	446	317	160	428
Number of active subscriber lines at the end of the period (in thousands) (3)	2,216	2,268	2,216	2,223	2,224	2,242	2,268	2,299	2,335	2,368
Average monthly revenue per line (NIS) (ARPL)(4)	74	81	70	73	75	75	78	80	81	83
Number of outgoing minutes (in million)	7,047	8,694	1,742	1,707	1,805	1,788	1,979	2,126	2,226	2,360
Number of incoming minutes (in million)	6,115	6,225	1,541	1,521	1,550	1,503	1,571	1,595	1,516	1,543
Number of Internet subscribers at the end of the period (in thousands)	1,263	1,169	1,263	1,230	1,202	1,185	1,169	1,153	1,136	1,121
Average monthly revenue per Internet subscriber (NIS)	84	81	82	86	85	83	80	80	80	84
Average broadband speed per Internet subscriber (Mbps)(5)	18.1	9.6	18.1	17.3	15.2	10.4	9.6	9.0	8.3	7.5
Churn rate (6)	13.1%	15.3%	3.1%	2.8%	3.5%	3.7%	4.0%	4.2%	3.9%	3.2%

- (1) EBITDA (Earnings before income tax, depreciation and amortization) is a financial index that is not based on generally accepted accounting principles. The Company presents this index as an additional index for assessing its business results since this index is generally accepted in the Company's area of operations which counteracts aspects arising from the modified capital structure, various taxation aspects and methods, and the depreciation period for fixed and intangible assets. This index is not a substitute for indices which are based on GAAP and it is not used as a sole index for estimating the results of the Company's activities or cash flows. Additionally, the index presented in this report is unlikely to be calculated in the same way as corresponding indices in other companies.
- (2) Free cash flow is a financial index which is not based on GAAP. Free cash flow is defined as cash from operating activities less cash for the purchase/sale of property, plant and equipment, and intangible assets, net. The Company presents free cash flow as an additional index for assessing its business results and cash flows because the Company believes that free cash flow is an important liquidity index that reflects cash resulting from ongoing operations after cash investments in infrastructure and other fixed and intangible assets.
- (3) Inactive subscribers are subscribers whose Bezeq lines have been physically disconnected (except for a subscriber during (roughly) the first three months of the collection process).
- (4) Excluding revenues from transmission services and data communication, internet services, services to communications operators and contractor and other works. Calculated according to average lines for the period. The figures were updated retrospectively to include revenues for air time that are transferred to cellular operators.
- (5) During the second and third quarters of 2013, the Company upgraded the surfing speed for its customers on the Company's network at its own initiative and at no additional cost to the customer. Concurrently, Company customers must also upgrade their surfing speed with their ISP.
- (6) The number of telephony subscribers who left Bezeq Fixed Line during the period divided by the average number of registered telephony subscribers in the period. The figures for the previous quarters are presented after (immaterial) data improvement of 0.1% per quarter.

* Restated due to retrospective application of the amendment to IAS 19 "Employee benefits". In this matter see Note 1.8 to the 2013 Financials.

A. Pelephone

	2013	2012	Q4 2013	Q3 2013	Q2 2013	Q1 2013	Q4 2012	Q3 2012	Q2 2012	Q1 2012
Revenue from services (NIS million)	2,808	3,261	688	710	696	714	754	816	857	834
Revenues from sale of terminal equipment (NIS million)	1,001	1,207	295	237	219	250	273	233	291	410
Total revenue (NIS million)	3,809	4,468	983	947	915	964	1,027	1,049	1,148	1,244
Operating profit (NIS million)	608	892	76	172	186	174	167	199	259	267
Depreciation and amortization (NIS million)	458	531	113	111	113	121	129	130	137	135
EBITDA (Earnings before income tax, depreciation and amortization) (NIS million) (1)	1,065*	1,423	188	283	299	295	296	329	396	402
Net profit (NIS million)	521	698	67	140	161	153	134	154	194	216
Cash flow from current operations (NIS million)	1,591	1,728	327	442	468	354	388	490	556	294
Payments for investments in property, plant and equipment and intangible assets (NIS million)	315	381	77	88	84	66	73	84	109	115
Free cash flow (in NIS million) (1)	1,276	1,347	250	354	384	288	315	406	447	179
Number of subscribers at end of the period (thousands) (2)	2,642	2,800	2,642	2,683	2,702	2,741	2,800	2,839	2,859	2,876
Average number of minutes per subscriber per month (MOU) (3)	462	419	484	459	467	440	442	425	409	399
Average monthly revenue per subscriber (NIS) (ARPU) (4)	86	95	86	88	85	86	89	95	99	97
Churn rate(5)	28.6%	22.4%	8.3%	6.2%	6.9%	7.2%	5.9%	6.7%	6.0%	3.9%

- (1) Regarding the definition of EBITDA (earnings before income tax, depreciation and amortization) and cash flows, see comments (1) and (2) in the Bezeq Fixed Line table.
- (2) Subscriber data includes Pelephone subscribers (without subscribers from other operators hosted on the Pelephone network) and does not include subscribers connected to Pelephone services for six months or more but who are inactive. An inactive subscriber is one who in the past six months has not received or made at least one call or who has not paid for Pelephone services. It is noted that a customer may have more than one subscriber number ("line").
- (3) Average monthly use per subscriber in minutes. The index is calculated by the average monthly total outgoing minutes and incoming minutes in the period, divided by the average number of subscribers in the same period.
- (4) Average monthly revenue per subscriber. The index is calculated by dividing the average total monthly revenues from cellular services, from Pelephone subscribers and other telecom operators, including revenues from cellular operators who use Pelephone's network, repair services and warranty in the period, by the average number of active subscribers in the same period.
- (5) The churn rate is calculated at the ratio of subscribers who disconnected from the company's services and subscribers who became inactive during the period, to the average number of active subscribers during the period.

* After adjustment for non-recurring expenses resulting from implementation of the collective labor agreement described in Section 3.9.2, which also include increased termination benefits as noted in Section 3.9.6, the EBITDA and net profit of Pelephone in 2013 totaled NIS 1,126 million and NIS 563 million, respectively.

B. Bezeq International

	2013	2012	Q4 2013	Q3 2013	Q2 2013	Q1 2013	Q4 2012	Q3 2012	Q2 2012	Q1 2012
Revenues (NIS million)	1,433	1,340	368	360	359	346	339	339	330	332
Operating profit (NIS million)	227	219	56	55	60	56	61	55	53	50
Depreciation and amortization (NIS million)	130	136	33	33	33	31	34	34	34	34
EBITDA (Earnings before income tax, depreciation and amortization) (NIS million) (1)	357	355	89	88	93	87	95	89	87	84
Net profit (NIS million)	158	160	38	39	44	37	45	40	39	36
Cash flow from current operations (NIS million)	288	272	77	71	81	58	87	63	64	58
Payments for investments in property, plant and equipment and intangible assets (NIS million) (2)	97	173	18	21	27	31	38	28	36	71
Free cash flow (NIS million) (1)	191	99	59	50	54	28	49	35	28	(13)
Churn rate (3)	18.0%	18.4%	4.6%	4.7%	4.5%	4.2%	5.5%	4.6%	4.1%	4.3%

(1) Regarding the definition of EBITDA (earnings before income tax, depreciation and amortization) and cash flows, see comments (1) and (2) in the Bezeq Fixed Line table.

(2) The item also includes long term investments in long-term assets.

(3) The number of Internet subscribers who left Bezeq International during the period, divided by the average number of registered Internet subscribers in the period.

C. DBS

	2013	2012	Q4 2013	Q3 2013	Q2 2013	Q1 2013	Q4 2012	Q3 2012	Q2 2012	Q1 2012
Revenues (NIS million)	1,635	1,636	417	410	404	404	407	403	409	417
Operating profit (NIS million)	268	253	61	72	68	67	73	54	74	52
Depreciation and amortization (NIS million)	263	248	71	66	64	62	64	64	54	66
Earnings before income tax, depreciation and amortization (EBITDA) (NIS million)(1)	530	502	131	138	132	130	137	118	128	118
Net profit (loss) (NIS million)	(381)	(310)	(83)	(136)	(101)	(61)	(20)	(119)	(107)	(64)
Cash flow from current operations (NIS million)	491	418	133	126	110	122	119	83	100	116
Payments for investments in property, plant and equipment and intangible assets (NIS million)	324	284	83	67	84	90	72	87	69	56
Free cash flow (NIS million) (1)	167	134	50	59	26	32	47	(4)	31	60
Number of subscribers (at the end of the period, in thousands) (2)	601	578	601	593	583	578	578	581	582	585
Average monthly revenues per subscriber (ARPU) (NIS)(3)	233	234	233	233	232	233	234	231	234	237
Churn rate (4)	13.5%	15.4%	3.0%	3.4%	3.2%	3.8%	3.8%	4.1%	3.9%	3.6%

- (1) Regarding the definition of EBITDA (earnings before income tax, depreciation and amortization) and cash flows, see comments (1) and (2) in the Bezeq Fixed Line table.
- (2) Subscriber – one household or one small business customer. In the event of a business customer with many reception points or a large number of decoders (such as a hotel, kibbutz or gym), the number of subscribers is calculated by dividing the total payment received from the business customer by the average revenue from a small business customer.
- (3) Monthly ARPU is calculated by dividing total DBS revenues (from content and equipment, premium channels, advanced products, and other services) by average number of customers.
- (4) Number of DBS subscribers who left DBS during the period, divided by the average number of DBS registered subscribers in the period.

1.5 Forecast in relation to the Group

Based on the information currently known to Bezeq Group, the forecast for 2014 is as follows:

- Net profit for shareholders is expected to be between NIS 1.6 and NIS 1.7 billion.
- EBITDA⁵ is expected to be approximately NIS 4 billion.
- The Group's free cash flow⁶ is expected to be more than NIS 2.5 billion.

The Company's forecasts in this section are forward-looking information, as defined in the Securities Law. The forecasts are based on the Company's estimates, assumptions and expectations, including -

The forecasts do not include the effect of provision for the early retirement of employees, insofar as there is any, investments required to set up a Generation 4 (LTE) network, and the effect of a possible merger with DBS.

The Group's forecasts are based, inter alia, on its estimates regarding the structure of competition in the telecommunications market and regulation in this sector, the economic situation and accordingly, the Group's ability to implement its plans in 2014. Actual results might differ significantly from these estimates, taking note of changes which may occur in the aforesaid, in business conditions and the effects of regulatory decisions, technology changes, developments in the structure of the telecommunications market, etc. or insofar as one or more of the risk factors listed in Sections 2.21, 3.20, 4.17, and 5.21 materializes.2.213.20

1.6 General environment and influence of external factors on the Group's activities

The communications industry around the world and in Israel is characterized by rapid development and by frequent changes in technologies, in the business structure of the industry and in applicable regulation. Below is a description of the main trends and central characteristics of the communications industry in recent years, which have significantly affected the operations of the Group as a whole.

It should be noted that over the last two years, competition in the telecommunications industry, particularly in cellular telephony, has intensified (with the entry of the new operators - Golan Telecom and Hot Mobile), in which packages consisting of several services are offered and communications packages being offered for a fixed price with unlimited use. This stronger competition has brought down prices, increased customer migration, led to a decline in the use of fixed-line telephony minutes, and higher churn rates, and this in turn has affected the Group's results. To reduce the impact on performance, the Group's companies are introducing streamlining and other measures to improve the services they provide and differentiate themselves from their competitors.

1.6.1 Emergence of communication groups in the Israeli market and transition to competition among the groups.

Whereas in the past competition in the communications market was mainly among independent communications service providers in each segment separately, more recently the trend has been to compete among communication groups operating in several segments of this market⁷: as detailed in the following table and its notes:

⁵ For a definition of EBITDA, see note (1) to the table in Section 1.4.4 A.

⁶ For a definition of free cash flow, see note (2) to the table in Section 1.4.4 A.

⁷ Regarding this, a group is characterized by proximity arising from the identity of shareholders, even though in some of the groups there is corporate, accounting or marketing segregation between the entities which belong to the Group.

Activity	Group			
	Bezeq	Cellcom (a)	Partner (b)	HOT (c)
Cellular telephony	Pelephone	Cellcom	Partner	Hot Mobile
Fixed-line telephony	Bezeq Bezeq International	Cellcom Netvision	Partner 012 Smile	HOT Telecom
Internet services (fixed-line / cellular)	Bezeq Pelephone Bezeq International	Cellcom Netvision	Partner 012 Smile	HOT Telecom HOT-Net
International calls	Bezeq International	Netvision	012 Smile	Hot Mobile
Multi-channel television	DBS ⁸	-	-	HOT Broadcasts

- A. **Cellcom Group** – To the best of the Company's knowledge, Cellcom Group provides communications services through Cellcom, which is a public company (belonging to IDB Group), and Netvision, a wholly owned subsidiary of Cellcom. These companies provide cellular telephony services (including cellular Internet), fixed-line telephony on its own infrastructure, transmission and data communication services for business customers through Cellcom's own transmission network, ISP services, international call services and fixed-line telephony services using VoB technology.
- B. **Partner Group** – To the best of the Company's knowledge, Partner Group provides communication services through Partner, a public company, and 012 Smile, a wholly owned subsidiary of Partner and its subsidiary 012 Cellcom. Partner Group provides cellular telephony services (including cellular Internet), transmission and data communications, ISP services, and fixed-line telephony services in VoB technology.
- C. **HOT Group** – To the best of the Company's knowledge, HOT Group (which is controlled by Mr. Patrick Drahý), owns a cable infrastructure which is deployed nationwide, and it provides multi-channel television services through HOT; fixed-line cellular telephony services through HOT Mobile (a wholly owned subsidiary of HOT), Internet infrastructure and transmission and data communications services through HOT Telecom, as well as Internet access (ISP), by means of HOT-Net, subject to structural separation limitations between HOT-Net and HOT and HOT Telecom, and to restrictions on marketing joint bundles that include Internet access services of HOT-Net (among the limitations are an obligation to market bundles that correspond to competing ISPs, and an obligation to sell the ISP services separately and on the same terms as they are sold when part of the bundle (unbundling).

Likewise, limitations were imposed separating the structure of HOT Mobile from that of HOT Telecom and HOT Broadcasting, including full segregation of management, as well as the separation of assets and employees. Hot Mobile was prohibited from transferring commercial information (including customers) to HOT Telecom and HOT Broadcasting, or from receiving such information. However, Mirs was permitted to offer and market HOT Telecom or HOT Broadcasting services that are not part of the joint bundles, and to transfer relevant information for this purpose.

Competitors, who are not part of communications groups as described above (e.g. Golan Telecom and the MVNO cellular operators, international operators and ISPs), also operate in this market.

Recently, the use of service bundles (packages that include different combinations of several communications services) has increased. Communications groups market, or are likely to market in the future, "joint" service bundles consisting of different communications services of the companies in each group. As a rule, the marketing of the joint bundle enables the communications group to offer its customers tariffs that are more attractive than purchasing each service separately (in some cases with "cross-subsidization" among the bundle's components), and a total solution that does away with the need to be subscribed to a number of different providers. These trends may be reinforced when a wholesale market develops (see Section 1.6.3 A) which will allow operators that do not own infrastructures to offer full end-to-end service bundles (including infrastructure) to their customers.

Unlike the other groups, Bezeq Group is subject, at the date of this report, to the stricter limitations described below.

⁸ For the purpose of this report, DBS is shown as part of Bezeq Group even though it is not controlled by it. In this matter, see also Section

Hearings published by the Ministry of Communications during the Report Period increase the trend towards unity and the shift to competition between communications groups:

1. Hearing from October 16, 2013 concerning regulation of the international communications sector and allowing domestic fixed line and mobile carrier license holders to provide international communications services for the public (see Section 1.6.2 A.).
2. Hearing from August 14, 2012 concerning regulation of a unified general license which will allow providers to provide all the services currently provided through a special domestic carrier license, MVNO services, international services, ISPs, and NEPs. Draft regulations were also attached to the hearing documents.

1.6.2 Activities of Bezeq Group as a communications group and the structural separation restriction

At the date of this report, the Group is subject to a number of regulatory limitations relating to the formation of joint ventures among the Group's companies.

A. Structural separation

The domestic carrier license stipulates that the Company must be structurally separate from its subsidiaries⁹. This requires, inter alia, management of the companies to be fully segregated.

The structural separation limitations put the Group in an inferior competitive position – which is worsening over time in light of mergers of other communications groups, which are not subject to such far-reaching limitations, and cause high management overhead.

See Section 1.6.3.A for the Hayek Commission's recommendations including the matter of cancellation of structural separation and the conditions for doing so, as well as an amendment to the Communications Law on the expansion of the authority of the Minister of Communications with respect to structural separation. If the conditions exist and the provisions of the policy document relating to structural separation are implemented, the rules that apply to the Group on this subject will change significantly.

On October 16, 2013, the Ministry of Communications published a hearing concerning new regulation in the international communication services market. Accordingly, any fixed-line domestic carrier or cellular operator will be allowed to provide international communication services as part of the service packages they offer to subscribers, under the conditions prescribed in the hearing document. The proposed regulation also includes international data and transmission services provided by fixed-line domestic carriers and cellular operators. The Company submitted its response to the hearing, agreeing to the measures under various conditions. For the effect of the hearing on Bezeq International, see Section 4.13.4.

B. Easing of structural separation – limited approval for marketing joint bundles

The structural separation limitations prevented the Company from marketing joint service bundles. Following the decline of the Company's market share to below 85%,¹⁰ in May 2010 the Company was permitted to offer private subscribers joint service bundles with the subsidiaries, and in July 2012 to offer joint bundles to business subscribers, all subject to approval by the Ministry of Communications and other conditions laid down in the domestic carrier license, including these:

1. The bundles must be able to be unbundled, meaning that a service included in them will be offered separately and on the same terms.

⁹ Pelephone, Bezeq International (including the Goldnet partnership which was merged into it), DBS and Bezeq On Line.

¹⁰ The permit to market joint bundles was granted (by way of amendment of the Domestic Carrier license) pursuant to the policy paper published by the Minister of Communications in 2004, which stated that after the Company's market share in a particular segment (private or business) falls below 85%, it will be allowed to market joint service bundles with the subsidiaries in the same segment. The Company's market share in the private sector (calculated according to the method determined by the Ministry of Communications for this matter) fell below 85% in 2008, and in the business sector in September 2009.

2. At the time of submitting a request for approval of a bundle, there is a group of services in similar format being marketed to a subscriber as a package by a license-holder who is not a subsidiary of the Company, or there is a group that includes license-holders who provide a private subscriber with all the services included in the joint service bundle.

Joint service bundles marketed by the subsidiaries including the services of the Company, are also subject, according to their licenses, to similar limitations, including a requirement for unbundling (except for a bundle marketed by a subsidiary that contains only the Company's Internet infrastructure service). Additionally, pursuant to the Ministry's clarification regarding joint packages in the business sector, the Ministry does not view the amendment to the licenses as a change in the previously existing practice, with respect to the ability of ISPs which belong to the Group and others outside the Group to offer business customers the ISP component as well as the Company's infrastructure which is purchased as an input, without this being considered a "joint bundle".

These limitations, and in particular the unbundling obligation, which severely limits the Group's ability to offer discounts on the components of the bundle, puts the Group in a competitively inferior position as compared to the competing communication groups which are not subject to similar limitation in marketing joint bundles (other than a limitation on marketing a joint bundle of HOT-Net and other companies in HOT Group, as noted in Section 1.6.1).

Concerning limitations to collaboration with DBS for the sale of joint service bundles, see also Section 5.17.12.

- C. Other limitations on offering benefits to Group companies and joint ventures among them

Other limitations on cooperative ventures between the Company and Group companies stem from various orders applicable to them, both under antitrust laws and conditions laid down by the Antitrust Commissioner in approvals of mergers between the Company and Group companies, which prohibit discrimination in favor of Group companies when providing certain services (see Section 2.16.8), and by power of the orders of the Company's license, which oblige it to provide its services equally to all. See also Section 5.17.12.

- D. Limitations concerning the control of DBS

The company holds 49.78% of the shares of DBS¹¹. The balance of DBS shares that are not owned by the Company are held by Eurocom DBS which is (indirectly) controlled by Mr. Shaul Elovitch, who (indirectly) controls the Company.¹² In light of the holding structure in DBS, cooperative ventures between it and Group companies (such as agreements for mutual marketing of products and services) must currently be approved as transactions in which the controlling shareholder in the Company has a personal interest, in a way that could impede the business flexibility of the Group in such cooperative ventures.

In view of the position taken by the Antitrust Commissioner and the ruling of the Supreme Court in 2009 not to approve a merger of the Company and DBS, the Company refrained from increasing its holdings in DBS or controlling it, in a way that limits the Group's ability to benefit fully from the advantages which could have stemmed from the inclusion of DBS in the Group. If in the future these regulatory limitations and structural separation and the other limitations applicable to cooperative ventures between the companies in the Group are removed, then the options open to the Company to increase its holdings in DBS or to control it could create opportunities for the Group to utilize synergies with DBS or facilitate the utilization of such synergies. See Section 1.1.2

With regard to the possible cancellation of structural separation in the multi-channel television segment as part of the policy document on expanding competition, see also Section 1.6.3A.

¹¹ As well as options exercisable for additional shares in DBS – see Section 1.1.1.

¹² On placing these shares in trust under irrevocable power of attorney in accordance with the terms laid down in the transaction for acquisition of control in the Company – see Section 1.6.5.

1.6.3 Regulatory oversight and changes in the regulatory environment

Communications in Israel in general and the activities of the Company in particular, are subject to extensive regulation and close supervision. The main body overseeing the Company's activities as a communications company is the Ministry of Communications. Regulation of the communications market in Israel is characterized by frequent changes, mainly aimed at increasing competition in the industry and protecting the consumer.

Considering the diversity of the Group's communication operations, regulatory developments could, in certain cases, have different effects on different areas of operation in the Group, meaning that changes in regulation that adversely affect one area, could potentially have a positive effect on another area. In certain cases, opposing effects on the areas of operation might be offset one against the other on the Group level.

Below is a description of some of the main regulatory developments, which affect a material part of the areas of operation of the Group during the reporting period.

A. Policy for regulating competition

On May 2, 2012 the policy document concerning expansion of competition in the fixed-line communications segment – wholesale market, was published, according to which the Minister of Communications ("the Minister") adopted the main recommendations of the Hayek Commission, in the manner specified in that document which was included in the Company's Immediate Report dated May 2, 2012, cited here by way of reference ("Policy document on increased competition"). Following are the key points in the document:

1. Owners of country-wide fixed-line access infrastructures who provide retail services, including the Company, will be obligated to sell wholesale services to holders of telecommunication licenses, on a non-discriminatory basis and with no discounts for size. In this regard, a procedure was established whereby an agreement for these services will be negotiated and as soon as such agreement is signed, the infrastructure owner will publish a shelf offering for sale of the services based on the agreement and which also includes additional services as the Ministry determines from time to time ("the Shelf Offering"). In certain circumstances, the Minister has the power to stipulate conditions or prices for the services. The owners of the infrastructure must submit to the relevant license holders the distribution of the existing infrastructures with the exclusions to be defined. Upon publication of the Shelf Offering, companies with an interest in the infrastructure owner may also purchase wholesale services from it, without discrimination. The Company will be able to provide wholesale telephony services to its subsidiaries that are not supplied over a broadband network, provided that these services are also available to everyone and without discrimination.
2. Within nine months of publication of the Shelf Offering, the Minister will order elimination of the structural separation between the infrastructure provider who published the aforementioned offering and the international call providers and ISPs, changing it to accounting separation (unless the Minister believes that this will adversely affect competition or the public interest), so that the Company will be able to offer subsidized plans. Furthermore, insofar as the wholesale market develops and the degree of competition based on joint service bundles that combine fixed-line and mobile services in the private sector (according to indices or conditions stipulated by the Minister) allows this, the Minister will consider an easing or cancellation of the structural separation between an infrastructure provider and a cellular operator who has an interest in the said provider.
3. The Minister will review the subject of the unbundling of broadcast services included in the joint bundles, which also include Bezeq services (fixed or mobile) or broadband access services. The structural separation between the infrastructure providers and multi-channel TV sector will be eliminated by granting suppliers without nation-wide fixed-line infrastructure a reasonable possibility to provide a basic internet-based TV service package.
4. If no wholesale market develops in the correct manner (based on indices to be defined for this purpose) within 24 months of the publication of the policy document (namely - May 2014), the Minister will take action to implement structural separation between the infrastructure and the services provided by general domestic carrier license holders. On an amendment to the Communications Law on this subject, see below in this section.

5. Within six months of publication of the Shelf Offering, the Minister will take action to change the method of oversight of the Company's prices so that prices will be controlled by the setting of a maximum price.
6. Within nine months, the Ministry of Communications will formulate regulations aimed at increasing the investment in and upgrading fixed-line communications infrastructure in Israel. Notably, this date has already passed.

In June 2012, the Ministry of Communications began to convene an engineering forum of the operators regarding wholesale services, which discusses, inter alia, service portfolios (including service portfolios presented by the Company) for providing certain service configurations concurrent with advanced negotiations which the Company is holding directly with various operators.

In November 2012, the Company entered an agreement with Partner for Bitstream Access, which included an agreement on the service portfolio, although the parties failed to reach an agreement on prices. Once the service portfolio had been published for a hearing by the Minister of Communications (as detailed below), this agreement became less important.

In accordance with an administrative directive, the Company gave Cellcom and Partner (under secure conditions) information about the geographic location of certain sites and facilities belonging to the Company. The directive will apply, in relation to the submission of this category of information, to any domestic carrier license holder, that wishes, as part of its deployment for implementing a particular wholesale sub-loop unbundling service, to receive the information from Bezeq.

The amendment to the Communications Law in the Economic Arrangements Law, which the Knesset approved in July 2013, included, inter alia, the following additions and amendments, the purpose of which, according to the explanations to the bill, is to oversee competition in the era of a wholesale market:

1. The Minister of Communications was given the authority to set payments for interconnect fees or for a license holder's use of facilities owned by Bezeq or by another license holder and to issue directives on this matter (including in relation to related arrangements), inter alia, on the basis of: (a) cost plus reasonable profit; or (b) reference points derived from one of the following: payment for services rendered by the license holder; payment for comparable services; payments in other countries for such services. On a hearing on setting prices for wholesale services by the Minister, see below in this paragraph.
2. The Minister was given the authority to order a license holder to take action to prevent immediate infringement of competition or the proper, regular rendering of services due to the actions of a license holder.
3. In addition to the authority held by the Ministers of Communications and Finance to set payments for a license holder's services, they may now also determine maximum or minimum payments, and this too based on the parameters listed in sub-section (1) above.
4. A directive was added whereby the Minister may instruct a license holder to report to him any payment that it intends to demand under the Communications Law and any change of payment, before the service is rendered or the change is made, as instructed by the Minister.
5. A directive was added whereby if the Minister notes that the license holder intends to demand unreasonable payment, or payment which raises concern of an infringement of competition, he may issue an instruction (for a period of no more than a year) regarding: the payment requested by the license holder for the service or for any other service, or that the payment be separated from payment for a package of services. The Minister will conduct the review of whether payment is unreasonable based on the parameters noted in subsection (1b) above, and the Minister may review the payment based on the foregoing in subsection (1a).

6. With regard to basic multi-channel television packages - provisions were prescribed with regard to offering a base package for cable and satellite broadcasts, which provided that the Minister of Communications may order guidelines, inter alia, regarding the number of channels in the package and its price, and the Council may prescribe provisions for executing the Minister's guidelines, including with regard to channel specifications, content, quality and scope. Furthermore, it also provided that basic limited package customers may not be charged for ancillary services (such as installation fees or the cost of installation, and for terminal equipment) if subscribers to other packages are not charged such fees, and in any case, such fees may not exceed the amount required from subscribers to other packages without the consent of the Council. In this matter, see also Section 5.1.4.
7. A directive was added whereby the authority of the Minister of Communications to order structural separation between a license holder and another entity for the purpose of rendering various services will also include "separation between the rendering of services to a license holder and services rendered to a subscriber". As stipulated in the explanations to the bill, in accordance with the policy document on the expansion of competition, the structural separation which is currently in place will gradually be phased out. Nevertheless, the explanations stipulated that the Minister's authority to order separate companies also applies vertically (between services rendered to subscribers and services rendered to a license holder), and that the directive may be applied if a wholesale market does not develop at all, or problems emerge in the development of such a market, in part due to price discrimination, high entry barriers, etc.

The amendment to the law increases the Minister's flexibility on the above-mentioned matters and the extent of the effect of the amended provisions to the law on the Company will depend, in part, on the way in which the Minister implements them.

List of wholesale services and hearing of wholesale services prices and the Bitstream Access service portfolio

On January 15, 2014, the Company received a decision from the Ministry of Communications concerning a list of the services that the license holders will be obligated to offer as a wholesale service to the service providers, as follows: managed broadband access (Bitstream Access) (for a countrywide, regional or local connection); Subloop Unbundling (physical connection to copper loops) (at this stage only on the Bezeq network); use and access to Bezeq's physical infrastructure, and wholesale telephony service.

At the same time, the Company also received a hearing document in which the Minister of Communications announced his intention to establish a format for the supply of the wholesale services. At the moment, the ministry wishes to define the service portfolio for Bitstream Access on a nationwide, regional and local level, which was included in the hearing, and the maximum tariffs for the wholesale services provided on Bezeq's network, as laid out in the hearing document.

For additional information about the above-mentioned documents, see an Immediate Report on regulation of the wholesale market issued by the Company on January 16, 2014 presented here by way of reference.

The Company was invited to submit its comments on the hearing by March 10, 2014. The Company asked the Ministry of Communications for critical data for its reference, and when no response was received, it applied to HCJ for relief to receive this information. The State's response was filed to the motion on March 4, 2014, in which it stated its position that the motion must be dismissed.

Furthermore, on February 26, 2014 the text of the passive use of infrastructure service file allowing the service provider, a special domestic carrier license holder, to use the physical infrastructure of the infrastructure owner, was distributed for review (by April 3, 2014). According to the service file and as set out in its covering letter, the infrastructure owner will be obligated to provide the services of another infrastructure owner as well.

The Company is studying the hearing documents which include numerous details that require complex analysis of all the effects of the proposed regulation on the Company. At this stage, apparently, the Company believes that insofar as regulation of the wholesale services is implemented as noted above, the Company will be adversely affected. Nevertheless, at the same time, the Company believes that taking into account the possible cancellation of the structural separation and elimination of price control which are anticipated as a consequence of the wholesale market regulation, there may also be positive effects on the Company.

The information in this paragraph includes forward-looking information, as defined in the Securities Law, which is based on the Company's estimates in relation to the regulation of wholesale services and the possible elimination of structural separation and control of tariffs, as noted above. Actual results may differ significantly from the aforementioned if any of the Company's above assessments do not materialize.

B. Royalties

The Communications Law states that a holder of a license for providing telecommunications services shall pay royalties to the State out of its revenues from providing the services as will be defined in the Regulations. The Royalties Regulations obligate the various license holders (including Bezeq, Pelephone, Bezeq International, DBS and B.I.P.) to pay royalties on certain revenues, as specified in the regulations. Over the last few years, the rate of the royalties has been gradually reduced, and in accordance with the amendment to the Royalties Regulations relevant to the Group's companies dated August 1, 2012, commencing in 2013 0% royalties apply to all license holders.

C. Change in interconnect tariffs

The Group's telecom companies (Bezeq, Pelephone and Bezeq International) pay interconnect fees to other carriers for calls that are terminated on the networks of those carriers and some of them (Bezeq and Pelephone) receive interconnect fees for calls that are terminated on their networks and from international communications operators for outgoing calls on their networks.

The Interconnect Regulations set the interconnect tariffs to be paid to the domestic carrier, as well as limitations for the matter of the interconnect tariffs to be paid to a cellular operator. Commencing January 1, 2011 the interconnect tariffs that a cellular carrier can collect from other operators (Domestic Carrier, international call operator or another cellular operator) were lowered significantly, and in each of the years 2012-2014, the tariffs were further reduced at less significant rates (less than 10% each).

The impact of the changes on the Group's revenues due to the change in interconnect tariffs may also be offset by the effect on the expenses of different companies within the Group.

Concerning interconnect fees for fixed-line networks, based on the amendment to the Interconnect Regulations, from December 1, 2013 a call completion tariff was set for the fixed-line networks at a maximum of NIS 0.01 per call minute (at 2013 prices, excluding VAT) at all hours of the day. The tariff will be revised once a year in line with the CPI. This change, which will reduce the Company's revenues from interconnect, will be offset at Group level by corresponding lower expenses for the Company and its subsidiaries.

The Group believes that this reduction in tariffs will have an insignificant effect on its annual results. The information in this paragraph includes forward-looking information, as defined in the Securities Law, which is based on the Company's estimates of the volume of incoming calls to the Company's network. Actual results may differ significantly from the aforementioned if any of the above assessments do not materialize and as a result of offsetting influences.

D. Limitation of the disconnect fees a license-holder can collect from a subscriber

Pursuant to several amendments to the Communications Law, most of which were validated in 2011, the following restrictions apply to the Group's companies with respect to the collection of disconnect fees when certain subscribers cancel an agreement:

1. Holders of domestic carrier licenses, ITS licenses and broadcasting licenses (including the Company, Bezeq International, DBS and B.I.P.) may not collect disconnect fees from subscribers who cancel agreements if their average monthly bill is less than NIS 5,000 and if the agreement with the license holder was signed on or after August 8, 2011. Regarding subscribers who entered into agreement with the license holders before August 8, 2011, payment for cancelling the agreement is limited to 8% of the subscriber's average monthly bill up to the date of the cancellation, multiplied by the number of months remaining to the end of the commitment period. Additionally, license holders may not withhold a benefit from a subscriber that would have been given had the agreement not been terminated,¹³ and they may not demand immediate repayment of any outstanding payments for terminal equipment if the agreement is cancelled. The Company believes that these legislative amendments have led to an increase in the churn rate.

On October 15, 2013, the Ministry of Communications forwarded a preliminary supervisory report for the Company's response according to which the Company withholds on-going payment of monthly credit for terminal equipment (routers) from customers who cancel an agreement, ostensibly in contravention of the above-mentioned restrictions. The Company claims that such action is taken lawfully and it has submitted its response to the Ministry of Communications.

2. Cellular operators (including Pelephone) - the licensee may not collect disconnect fees from customers who hold up to 100 phone lines and who entered into agreement with the license holder from November 1, 2011. The maximum disconnect fee that may be collected from customers who signed an agreement prior to November 1, 2011, is 8% of the subscriber's average monthly bill up to the cancellation date. Furthermore, from January 1, 2013, the cellular operators may not condition a contract for cellular services on an agreement to purchase, rent or lease terminal equipment ("unlocking") (see Section 3.6.2E).

For a description of other regulatory developments in the reporting period and of the main limitations applicable to the areas of operation of the Group, see Sections 2.16, 3.15, 4.13 and 4.13.17.

E. Prohibition of discrimination in the offering of benefits and special tariffs

1. On October 31, 2010, the Director General of the Ministry of Communications sent a clarifying document to the cellular operators on the applicability of certain clauses in their licenses that address equality and discrimination, including the offense to discriminate against subscribers belonging to the same group of subscribers by offering special benefits and tariff plans.
2. In its position submitted to the Tel Aviv District Court in January 2014, as part of a number of class actions that were consolidated against several communications operators, the Ministry of Communications stated that the licenses of the ISPs do not permit them to offer their customers "individualized tariff plans", tailored to the needs of individual customers and their ability to "haggle", and that they must offer a standard price for each service package (subject to certain exceptions). The Group companies are studying the significance of this position.

F. Consumer legislation

Changes in consumer legislation affect the operations of the Group's companies on a regular basis. Various amendments have been made in recent years to the Consumer Protection Law and regulations, inter alia, concerning the cancelling of transactions even after service has begun, disconnecting from on-going services, and the need for the customer to express his consent to continue transactions after the end of the specified period. Provisions concerning a refund of charges collected from the subscribers which are not in accordance with an agreement plus fixed handling charges are prescribed by law, as well as a maximum waiting time for a human response. Likewise, a variety of bills have been tabled in the Knesset introducing further amendments in the Consumer Protection Law which may, inter alia, affect the terms of the agreement, and the conduct of the Group's companies towards their subscribers.

¹³ In relation to the operators' allegation at a hearing held by the Ministry regarding this directive, whereby the discounts or benefits which are contingent on the conditions that the subscribers are required to meet, do not violate the directive, the Ministry decided that it will examine, on a case-by-case basis, whether the condition is genuine and relevant also when the subscriber remains as the operator's subscriber.

G. Enforcement and financial sanctions

Over the last few years, the Communications Law, the Antitrust Law and the Securities Law were amended giving the regulators authority of enforcement and the ability to impose graded monetary penalties for violation of these laws or regulations and their provisions. Bills which are similar to the amendment to the Consumer Protection Law and Protection of Privacy Law, are in the advanced stages of legislation. Likewise, the Law to Increase the Enforcement of Labor Laws, 5772-2011, was legislated. This legislation is expected to affect the way in which the Group's companies manage their affairs, in part with respect to the imposition of sanctions, their ability to protect themselves, etc.

H. Market Concentration Law

In December 2013, the Market Concentration Law was published. Following is a summary of the main provisions of the law relevant to the Company:

1. Restriction on the control of companies in a pyramid structure

The law prohibits a tier company (publicly traded or bond issuing companies that are a reporting entity) which is a second-tier company (a tier company whose controlling shareholder is not a tier company) from controlling another tier company. In relation to existing companies, transition provisions were prescribed whereby a second-tier company may continue to control another tier company in which it held control when the law was published, for a period of six years from the publication of the law (until December 10, 2019).

Mechanisms were also prescribed allowing certain arrangements to be made to acquire shares and make early redemption of bonds offered to the public, in order to comply with the provisions of the law.

For the purpose of the law, the Company is considered a third tier company, and accordingly, insofar as by the end of the 6-year transition period B Communications remains a tier company, it will not be allowed to control the Company from that date.

2. Special provisions concerning directors in a third tier company during the transition period

At the end of six months from the publication date of the law (June 2014) (subject to provisions of applicability that provide an additional three months for convening the meeting to appoint directors) the special provisions concerning the composition and appointment of Board of Directors will apply to third-tier companies (including the Company). These provisions include: a majority of the Board members must be independent directors, the external directors will be appointed by a majority of Company's minority shareholders (who are not its controlling shareholders) and they will number half of the members of the Board less one, unless stipulated otherwise in statutorily authorized regulations.

3. Restrictions on providing credit to business groups

Authority was granted to the Minister of Finance and Governor of the Bank of Israel to promulgate regulations and provisions limiting the cumulative credit that financial institutions in Israel may give to a corporation or business group (a group of companies under joint control and their controlling shareholder). It was determined that preliminary provisions by virtue of this authority will be prescribed within a year of the publication of the law.

4. Market concentration considerations in the allocation of rights - restrictions on the allocation of rights in critical infrastructures to a highly concentrated entity

The law prescribes a special, restrictive procedure that the regulator must apply prior to the allocation of rights (such as a license, franchise, contractual agreement with the state to operate a critical infrastructure and in certain circumstances also to extend existing licenses) in those areas that are defined as a "critical infrastructure" to entities that are defined as a "highly concentrated entity".

For this purpose, a list of areas was defined that will be deemed “areas of critical infrastructure”, including operations for which certain communications licenses will be required (domestic carriers, excluding a specialist domestic carrier (such as VoB operators) and cellular operators), broadcasting licenses, and other areas.

Based on the definitions in the Law, the Company will be considered a highly concentrated entity, and as such all the companies that it controls and that are controlled by its controlling shareholders will be deemed a highly concentrated entity. Additionally, DBS will also be considered a highly concentrated entity.

The procedure prescribed in the law in relation to the allocation of a right to a highly concentrated entity will also apply to approval given for transferring the means of control in state-owned companies or companies that were previously government companies (the Company included) at the rates defined in the law, to a highly concentrated entity.

The provisions of this chapter will validate in December 2014, although with respect to extending the validity of existing licenses, the provisions will apply from December 2017.

At this stage, the Company is unable to estimate the full impact of the law on Bezeq Group, in part in view of the fact that its repercussions are dependent on policy that has yet to be formulated by the relevant authorities in relation to the issues prescribed in the law. Nevertheless, the law may adversely affect the Group's ability to enter new areas of activity as well as the format of its current operations.

I. Ministry of Communications policy concerning Wi-Fi

In October 2012, a Ministry of Communications hearing was published on the exemption from a license to establish and operate access points operating on WLAN (Wi-Fi) technology frequencies. The hearing document included, inter alia, an option to allow Domestic Carrier operators, but not cellular operators, to provide services on the aforementioned technology as part of existing licenses and on a best effort basis.

In December 2013, the Ministry of Communications published a secondary hearing on the subject. The hearing asked for comments on two regulatory options: (1) Domestic fixed-line license holders and mobile radio telephone/cellular license holders will not be permitted to use WLAN technology (Wi-Fi) and access points to extend their network and use it to provide telecommunications services to subscribers, or 2) Domestic fixed-line carrier license holders and cellular operators will be permitted to use this technology and access points to extend their networks and use them to provide telecommunications services to subscribers, provided that the license holder does not collect separate or additional payment from a subscriber who purchases Internet access service, including a surfing package, for this service.

This hearing is relevant both for the Company's domestic carrier operations and Pelephone.

The Company submitted its response to the secondary hearing according to which in the present regulatory structure which stipulates two separate market layers, fixed-line and mobile, the fixed-line service must be part of the fixed-line domestic carrier services. The Company has a preference for the second of the options proposed at the secondary hearing (with certain changes). Pelephone submitted a separate response to the secondary hearing, according to which it also prefers the second option (which will also allow the cellular operators to set up access points using WLAN (Wi-Fi) technology, and it also mentioned that in future the subject of pricing the use of the access points must be reviewed.

1.6.4 Limitations on creating charges on the assets of Group companies

For convenience, below are referrals to sections in the 2013 Periodic report that relate to the limitations applicable to Group companies in placing charges on their assets, and the main limitations:

- A. Regulatory limitations – the Communication Law, the Communication Order (which applies to the Company), and some of the communications licenses of Group companies, contain limitations on the grant of rights to a third party on assets used to provide the essential service or on the assets of the license¹⁴, as the case may be, including the need to obtain regulatory approval to create charges on these assets. In some cases, such as Pelephone's cellular operator's license, and Bezeq International's ITS license, there are exceptions permitting the creation of charges in favor of banks without the need to obtain the regulator's approval in advance, provided that the charge agreement includes instructions to ensure that the services rendered according to the license will not be affected if the bank exercises the charge. In addition, under the orders of the law and the communications licenses, the license and the resulting rights are not transferrable and they cannot be pledged or confiscated (with certain exceptions). See also Sections 2.16.3G, 3.15.2.A and 5.17.10
- B. Contractual Restrictions - the Company and Pelephone have made undertakings towards certain financing entities that they will not pledge their assets without simultaneously creating a charge of the same class, rank and amount (negative charge) in favor of those financing entities, subject to specific exceptions. See also Note 11.2 to the 2013 financial statements. DBS created current charges on all its assets and fixed charges on several of its assets, whose conditions include, inter alia, restrictions on the creation of additional charges without obtaining the agreement of the financing entities. See also Note 27 to DBS's 2013 financial statements.

1.6.5 Approvals granted to Group companies in the framework of the transaction to sell the control of the Company in 2010, and restrictions imposed on them in the framework of the approvals

In the framework of the transaction to acquire the control of the Company by B Communications, which was completed in April 2010, several approvals were granted to the Company, as follows.

- A. Ministry of Communication approvals for the transaction. The approvals were made contingent upon certain conditions, namely: a determination that transactions between the Eurocom Group¹⁵ and Pelephone would be considered an exceptional transaction under Section 270(4) to the Companies Law, and in addition to the approval proceeding at Pelephone, would also require an approval proceeding in the Company; the Eurocom Group would not transfer to Pelephone any information relating to the provision of products and services to its competitors; an employee of Eurocom Cellular Communications Ltd., would not serve as a director in Pelephone and vice versa. In addition, provisions in respect of the trust on DBS shares were also determined (see Subsection (b) below).
- B. Approval of the transaction by the Antitrust Commissioner. The approval was contingent upon conditions, namely: prohibition to the Eurocom Group¹⁶ to be involved in the determination of commercial conditions that the cellular company that acquired terminal equipment from Eurocom Cellular Communications Ltd. offers to consumers in Israel, except for the participation in the financing of sales of the cellular company; and demanding the Eurocom Group to sell its holdings in DBS until completion of the sale of the holdings as aforementioned, the obligation of the Eurocom Group to transfer its voting rights by virtue of its shares in DBS to a trustee that will handle them as owner and will exercise its authority in favor of DBS only, and will not be subject to the interests or objectives of the Eurocom Group, directly or indirectly. It is noted that in accordance with the notification of the Authority and the draft of the conditions of the merger it published as indicated in Section 1.1.2, the Commissioner is assessing Eurocom DBS Ltd.'s request to cancel the conditions of the merger determined for the Eurocom Group as aforementioned in respect of the holdings in DBS, and to determine new conditions as indicated in Section 1.1.2.

¹⁴ The assets required for ensuring that the services are provided by the licensee.

¹⁵ For this matter, Eurocom Group means all the corporations controlled, directly or indirectly, by Eurocom Holdings (1979) Ltd. and/or Eurocom Media-Net Holdings Ltd., excluding the Company, Pelephone, Bezeq International and B.E.P Communications Solutions LP, as well as employees of Bezeq and the above companies who are not employees of other companies in the Group

¹⁶ For this matter, Eurocom Group means all the corporations controlled, directly or indirectly, by Eurocom Holdings (1979) Ltd. and/or Eurocom Media-Net Holdings Ltd., as well as any person related to those companies and excluding the Company and companies in which the Company holds more than 50% of the shares.

- C. Approval of the Prime Minister and the Minister of Communications in accordance with the provisions the Communications Law and the Communications Order, including approval of corporations from the B Communications Group and the controlling individuals in it to control Bezeq ("the Control Permit"). The Control Permit is contingent, inter alia, upon the percentage of B Communications' holding in the Company not falling below 30% ("the Minimum Percentage"), subject to a number of exceptions stated in the Communications Order.¹⁷

1.6.6 Level of economic activity in Israel

The businesses of the Group are influenced by the level of economic activity in Israel, and accordingly, a change for the better or worse in that level can be expected to affect the Group's business.

¹⁷ It is noted that on February 2, 2011, the Prime Minister and Minister of Communications gave approval permitting the Minimum Percentage to fall to 29%, provided that the cause was an allotment of Company shares as part of an exercise of employee stock options, and for a period of six months from the date of decrease to below the Minimum Percentage. The approval will take effect on the date of the decrease to below the Minimum Percentage. At the end of the six months, the approval will expire and the Minimum Percentage will apply

2. Bezeq – Domestic Fixed-Line Communications

2.1 General Information on the Segment of Operation

2.1.1 Segment of operation and changes occurring in it

The Company holds a general license for providing domestic fixed-line communication services, and provides a range of such services as described in Section 2.2, mainly: domestic fixed-line telephony (landline telephony), Internet access infrastructure services, and transmission and data-communication services

2.1.2 Legislative limitations and standards and special constraints

A. Communications laws and the Company's Domestic Carrier License

The Company's operations are subject to government regulations and extensive oversight, stemming from its position as a general license holder under the Communications Law that is subject to the provisions of that Law, the subsequent instructions, regulations, orders and rules, the provisions of the Domestic Carrier License, as well as other laws. In this respect and for the restrictions on the Company's activity, inter alia, in respect of price setting, structural separation, permits for new services and service bundles, see Section 1.6.2 and Section 2.16.2.16. For details about the policy on extending competition document, including alleviations and supervision on the obligation to provide services and the possibility of other license holders to use the Company's infrastructure, and also about the extension of authority of the Ministry of Communications pursuant to the amendment to the Communications Law, see Section 1.6.3.A.

In addition, the Company was declared a provider of essential telecommunication services under the Communications Order. Pursuant to that declaration, the Company is obliged to provide a number of basic services under the Domestic Carrier License, and may not terminate them or narrow them without approval. The order also stipulates limitations on the transfer and acquisition of means of control in the Company, and certain limitations on the activities of the Company. For details, see Section 2.16.3.

B. Antitrust laws

The Company was declared a monopoly in the main areas of its activities, and is also subject to supervision and to limitations under the Antitrust Law (see Section 2.16.8).

C. Environmental laws and planning and construction laws

Some of the activities of the Company involve the use of wireless frequencies and the use of facilities that emit electromagnetic radiation, which are subject, respectively, to the Telegraph Ordinance (see Section 2.16.9), the Non-Ionizing Radiation Law (see Section 2.15), and to UBP 36 and UBP 56 (see Section 2.16.10).

2.1.3 Changes in the scope of operation in the segment and its profitability, market developments and customer characteristics

For the main data about the scope of operation in domestic fixed-line communications and its profitability in 2012 and 2013, see Section 1.4.41.4A. The following is a description of the main changes in the scope of operation in the segment in the reporting period¹⁸:

- A. Fixed-line telephony – In recent years Fixed-line telephony has been characterized by a decline in demand and in market prices, which is reflected in the gradual erosion of the number of calls originating in fixed-line networks. The Company believes that this trend stems primarily from the rise in the number of cellular subscribers and the volume of use of cellular telephones in the comprehensive call-minute packages the cellular companies have marketed extensively over the last years (the Company estimates that 80% of all calls originate in the cellular network), from the competition with other domestic operators, and from VoIP calls (see Section 2.1.4). In 2013, the number of Company lines declined by about 2% (compared with a decline of 4% in the number of lines in 2012), inter alia, due to the reduction in the cellular prices. Likewise, the number of call minutes (incoming and outgoing) declined by 11% on the Company's fixed telephone lines compared to 2012. The average monthly revenue per phone line declined by approximately 9%.

¹⁸ For details about the data and definitions of subscriber and average revenue, see the notes to the table in Section 1.4.4.A.

B. Internet access - In the Internet segment, while growth has been recorded in recent years in terms of the number of customers, the rate of that growth is slowing over time as a result of the high Internet penetration rate in Israel. Nevertheless, the Internet segment is characterized by a rise in surfing speeds and by the adoption of advanced services and value added applications. In 2013, there was an increase of 8% in the number of the Company's Internet subscribers, and an increase of 4% in the average monthly revenue per Internet subscriber compared to 2012. The increase in revenue in the segment stems from an increase in the rates of the surfing packages (see Section 2.2.3), and from the adoption of advanced and value-added services.

In respect of the establishment of a competing fixed-line network to the Company's infrastructure, over the electricity grid, see Section 2.6.4B2.6.4B.

Figure 1 - Changes in the number of fixed lines compared to the number of cellular phone lines in Israel 1995-2013¹⁹

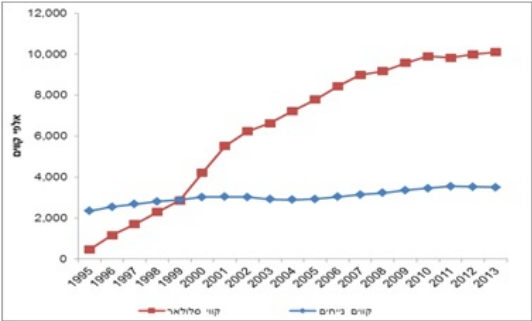
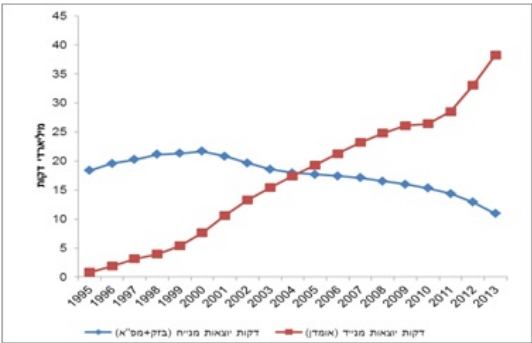
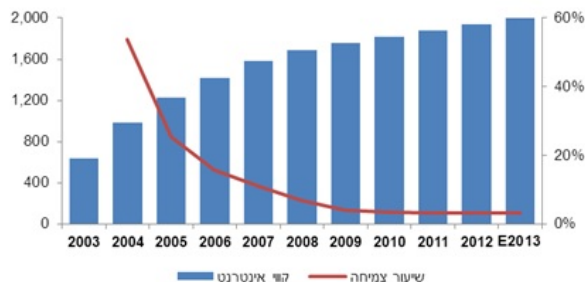


Figure 2 - Changes in the number of call minutes from fixed telephone lines compared to the number of call minutes from cellular phone lines in Israel 1995-2013²⁰



¹⁹ The figures are based on a Ministry of Communications publication about cellular lines, the reports of HOT to the public, and assessments about the other operators. Accordingly, some of the data in the figure is based on estimates, and actual data might be different. Furthermore, as of 2008 data, the calculation of fixed lines includes IP Centrex lines (lines in a virtual private exchange in a public network – see Section 2.2.5D. For this purpose, the number of IP Centrex lines is measured according to the maximum number of calls that can be made simultaneously).

²⁰ The data is based on the Company's traffic data and on assessments of the traffic of other operators in the market. Accordingly, some of the data in the figure is based on estimates, and actual data might be different.

Figure 3 - Changes in the number of internet lines and rate of Internet growth 2003-2013²¹

C. Transmission and data-communication services

The transmission and data-communications segment for business customers and communication providers is characterized by a rapid increase in the customers' bandwidth consumption, but in general by lower prices per given volume of traffic. This stems both from the development of the technology that provides higher bandwidth at lower prices than in the past, and from competition in this area (see Section 2.6.3).

D. Service bundles

On the increase in consumption of service bundles and large-scale bundles, see Section 1.6.1.

On the expansion of competition policy document and resulting legislation changes, see Section 1.6.3.

2.1.4 Technological developments that may have a significant effect on the area of operations

- A. In recent years, a trend prevails in the telecommunications market with the transition to technologies based on IP protocol, which promotes technology convergence between the different communication systems, and with the penetration of integrated products that enable various communication solutions in a single device (for example, cellular services and Wi-Fi). The availability of IP-based technologies and the continuing increase in bandwidth consumption provide customers, including business customers, a broader range of applications and services on IP-based infrastructures, such as telephony services, video transfer services and network services with enterprise applications on the Internet infrastructure (ERP, CRM, etc.). These developments lead to an increase in the demand for bandwidth on the Company's Internet infrastructure, transmission and data communication services. Conversely, these developments that enable IP-based telephony services are one of the factors that have led to the decline in the consumption of the Group's fixed-line telephony services (in respect of the competition in telephony by providing services over the Company's Voice over Broadband (VoB) infrastructure, see Section 2.6.1). The increase in the capacity of cellular networks along with technological improvements, including future implementation of LTE networks, allow cellular operators to compete with the Company's telephony and Internet services, and to market larger bandwidths to their customers at lower prices. In the past year, the trend of growing numbers of cellular Internet users has continued (see Section 2.6.2). As of the date of the report, the Company estimates the increase in the number of customers using cellular Internet network has not materially affected the volume of its Internet operations. Nevertheless, the potential of growth of the cellular networks at the expense of the Company's market share is a real one.

²¹ The data for 2003-2012 is based on Company data and HOT reports to the public. The data for 2013 is based on Company data and assessments as to the volume of active lines of HOT, which has not yet published its financial statements. Accordingly, some of the data in the figure is based on estimates, and actual data might be different.

- B. In respect of the hearing regarding the exemption from a license to establish and operate a Wi-Fi access point, see Section 1.6.3I). Beyond the provision of cellular telephony services over the Wi-Fi network, the fact that operators will be allowed to use the access points as part of their public communications network, may assist in diverting loads to this network from the cellular network.
- C. Technological developments and falling prices of equipment could enable other operators to provide services similar to those provided by the Company at much lower costs.

2.1.5 Critical success factors in the segment of operations and changes occurring in it

- A. Ability to offer reliable communications systems at a competitive price based on a cost structure suited to the frequent changes in the Company's business environment.
- B. Regulatory decisions and the ability to cope with them.
- C. Ability to maintain innovation and technological leadership and to translate them into advanced and reliable applications of value to the customer at short response times, and marketing primacy.
- D. Preservation of brand values and their adaptation to the conditions of the changing competitive environment, including the wholesale market.
- E. Effectiveness of the sales and services groups.
- F. Management of an intelligent price policy, subject to regulatory limitations.

2.1.6 Main entry and exit barriers of the segment of operations, and changes occurring in them

Operating in the domestic fixed-line communications segment requires receipt of the appropriate Domestic Carrier licenses.

Traditionally, the main entry barrier to this segment stemmed from the need for heavy investment in technological infrastructure and in surrounding systems until obtaining economies of scale, and from high costs involving the establishment of marketing, sales, collection and customer support systems and the building of a brand. In recent years, traditional entry barriers have decreased significantly as a result of the following factors: technological improvements, lower infrastructure and equipment prices, easing of regulation granted to new competitors, the mandatory obligation to allow the use of the Company's (and HOT's) infrastructures and services, and the ability to use existing setups, including the Company's network, by competing communications carriers or those designed to compete with the Company.

The regulation of competition in VoB-based telephony, which enables telephony services to be provided on a broadband infrastructure of another operator without the need for an independent wireline telephony infrastructure (and in the future, there may be competition based on the division of the network into segments and sale of wholesale services – see Section 1.6.3A), significantly reduces the scope of the investments required from those competing with the Company, thereby lowering the entry barriers into the segment.

The main exit barriers stem from the commitment of the Company laid down in its license to provide its services universally (to the entire public in Israel), its subordination to the provisions of the Communications Order, the regulations accompanying the Communications Law, and the provisions by virtue of Section 13A to the Communications Law relating to emergency operation, its commitment to those of its employees who are employed under collective agreements, long-term agreements with infrastructure suppliers, the large investments requiring time before seeing a return, and the commitment to the repayment of long-term loans taken to finance the investments. Some of these exit barriers are unique to the Company, and not relevant to other operators in the segments.

2.1.7 Substitutes for and changes in products in the sector

Cellular communications services are a substitute product for the Company's services, both in telephony and in Internet (see Sections 2.6.1 and 2.6.2).

IP technologies like VoB (see Section 2.6.1) are also substitutes for the Company's services. In Internet services, transmission and data communications, technological developments (e.g., 4G in cellular, infrastructure based on optical fibers, including over the electricity grid and advanced cable Internet protocols), enable the provision of new high-speed services at competitive prices.

2.1.8 Competition structure and changes occurring in it

Domestic fixed-line telephony is regulated and controlled by the Ministry of Communications, inter alia by means of granting licenses to entities operating in the segment.

Fixed-line telephony is characterized by a lively and competitive dynamic. The Company's competitors are HOT Telecom, VoB service providers that have operated for several years under license with no obligation to provide universal service, and without their own independent access infrastructure, and they are entities related to Internet Service Providers (ISPs) and international communications services. Some of them compete with the Company as part of telecommunications groups (see Section 1.6.1), and the Company believes that the cellular companies are also its competitors in the telephony segment (see Section 2.6.1).

The Internet segment is characterized by high rates of penetration, which are attributed to the deployment of a national access infrastructure. The Company's main competitor in this area is HOT, and the Company is also exposed to competition from the cellular companies (see Section 2.1.4).

In the transmission and data-communications sector, the Company competes mainly with HOT Telecom, Cellcom and Partner, which operate as communication groups and provide a full communications solution to customers.

Competition in the industry depends on a number of factors, such as regulatory decisions, possible changes in the terms of the licenses of the Company and the subsidiaries, and in the terms of the licenses of their competitors, mergers and joint ventures between companies that compete with the Group companies, the possible repercussions of the Concentration Law, the development of a wholesale market, the lack of symmetry between the Company's and the competitors' ability to sell comprehensive services, the new services that the Company will be permitted to provide, the tariff policy, the extent of flexibility allowed to the Company when offering service bundles, including with subsidiaries, and technological developments.

For a description of the development of the competition, see Sections 1.6 and 2.6.

2.2 Products and Services

2.2.1 General

The Company provides a wide range of communications services to its business and private customers, as described below.

2.2.2 Telephony

The Company's telephony services include mainly the basic telephony services on the domestic telephone line, and associated services such as voice mail, caller ID, music on-hold, and Bphone (a service that enables to make telephone calls via the IP network as fixed-line calls).

The Company also provides its customers with a national numbering services for businesses (1-800, 1-700), for full or partial payment for the calls by the business.

The Company operates a unified telephone directory²² on a code (1344) determined by the Ministry of Communications for fixed-line and cellular telephony operators, as well as a unified website which is free of charge, in addition to the Company's 144 service. The Knesset approved the first reading of a bill under which, inter alia, information services provided under a Ministry of Communications license, will obligate the operators to transfer their databases to such a licensee for reasonable payment, and cancel allocation of the number 144 to the Company.

2.2.3 Internet access infrastructure services

The Company provides broadband Internet access infrastructure services over xDSL.

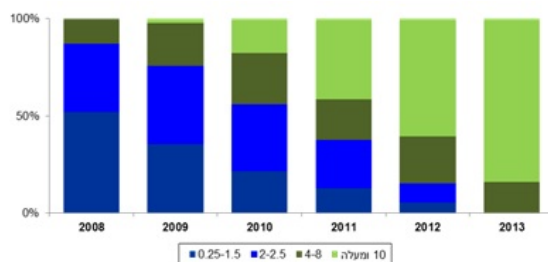
For details about changes in the number of the Company's Internet subscribers and average monthly revenue per subscriber, see Section 1.4.4.A. For details about the Company's market share in this segment, see Section 1.4.A.

The Internet market has been one of the fastest growing markets of recent years (although a slower pace of growth has been observed (see Section 2.1.3B) compared to a rise in requested bandwidth), and this service has become one of the main occupations of the Company and a central channel for its investments in technology, marketing, advertising and customer acquisition and upgrades. The average surfing speed of the Company's Internet subscribers at the end of 2013 was 18.1 Mbps, compared to an average of 9.6 Mbps at the end of 2012. Over the past year, the minimum speed provided for new customers is 5 Mbps.

xDSL service is provided also on subscriber lines with no telephony and at no additional cost. It should be noted that, according to the decision of the Ministry of Communications (in respect of the cancellation of NDSL services), the Company is not entitled to apply differential xDSL pricing between subscribers who use the service together with telephony service and subscribers who only use the xDSL service.

Likewise, the company provides Free Wi-Fi service, which enables the Company's customers to share part of their wireless bandwidth in return for browsing outside of their homes as well.

Figure 4 – Changes in the surfing speeds of the Company's Internet subscribers 2008-2013 (in Mbps at the end of each year)



2.2.4 Transmission and data-communication services

Data communication services are network services for transferring data from point to point, between computers and between various communications networks, services connecting communications networks to the Internet, and remote access services.

The Company offers transmission services, including high rates, to communication operators and their business customers over a variety of interfaces (see Section 2.6.3).

For details about the policy on extending competition document, including on the provision of services and the ability of other license holders to use the Company's infrastructures, see Section 1.6.3.A.

²² A "unified" directory service is an information service containing data on the subscribers of all the operators. Fixed-line and cellular telephony operators are obliged, under the terms of their licenses, to provide unified information services. The operation is exempted from the need for approval of a cartel until July 27, 2014.

2.2.5 Other services**A. Services to communication operators**

The Company provides services to other communications operators, including cellular operators, international call operators, HOT, NEP operators, ISPs, domestic carriers, and Palestinian communications providers.

Among the services provided by the Company are infrastructure services, infrastructure upgrades, connection to the Company's network, transmission services, billing services, leasing of space, services in leased premises.

For details about the policy on extending competition document, see Section 1.6.3.A.

B. Broadcasting services

The Company operates and maintains radio transmitters that are operated, inter alia, by the Israel Broadcasting Authority, Israel Army Radio (Galei Zahal), as well as the transmitters of a number of regional radio stations. It also operates the DTT transmitters for the Second Authority for Television and Radio. The Company is responsible only for operating and maintaining the transmitters, and not for the content of the broadcasts. In this matter, see also Section 2.15.

C. Contract works

The Company carries out setup and operation works of networks or sub networks for various customers (e.g., the Ministry of Defense, HOT, radio and television broadcasting companies, cellular operators, international call operators, local authorities, municipalities, and government bodies).

The Company has agreements with HOT Telecom for providing installation, maintenance and hosting of networks using the Company's infrastructures, from the exit point of the center of operation of the license-holders to the delivery point at the entrance to the homes of the subscribers (the connection and maintenance from these points to the subscribers' homes themselves are not the responsibility of the Company).

D. IP Centrex – IP Centrex service is a private and virtual exchange service in a public network.**E. Data Center – A service that provides a backup and survivability solution for the customer.****F. 144 Internet site (B144) – A search engine for finding the telephone numbers of businesses and private persons, including a classified search.****G. Bcloud service - Enables Company customers to store data and digital media in a virtual cloud.****2.3 Breakdown of Product and Service Revenues**

The following table shows the distribution of the Company's revenues by main products and services in its segment of operation in the years 2011-2013 (in NIS millions).

	2013	2012	2011
Revenues from fixed-line telephony	1,971	2,254	2,393
Percentage of total Company revenues in the segment of operation	44.02%	48.68%	51.49%
Revenues from Internet infrastructure services	1,287	1,166	1,092
Percentage of total Company revenues in the segment of operation	28.74%	25.18%	23.49%
Revenues from transmission and data communication services	990	976	931
Percentage of total Company revenues in the segment of operation	22.10%	21.07%	20.03%
Percentage of total Company revenues in the segment of operation	230	234	232
Percentage out of total Company revenues	5.14%	5.07%	4.99%
Total revenues from the domestic fixed-line communications services segment	4,478	4,630	4,648

2.4 Customers

The Company is not dependent on a single customer, and there is no customer that accounts for 10% or more of the Company's total revenue.

The Company's revenues are distributed into two main customer types – private (58%), and business (42%). The distribution is by revenues, as shown in the following table.

	2013	2012	2011
Revenue from private customers	2,605	2,716	2,777
Revenue from business customers	1,873	1,914	1,871
Total revenue	4,478	4,630	4,648

2.5 Marketing, Distribution and Service

The Company has marketing, sales and service systems for its business and private customers, which include customer managers for the business sector, combined sales and service centers (including Moked 199) spread around the country, technical support centers for private and business customers, 14 points of sale and service (Bezeqstores) at various locations, as well as a virtual online shop.

The Company markets its services mainly through advertising in the mass media and telephone sales centers, customer managers, through an array of independent dealers that are mainly ISPs, and sales centers that operate by the outsourcing. In addition, on its website the Company has advanced and sophisticated independent service and sales channels (which is also suitable for browsing from a smartphone) accessible via a personalized app (MyBezeq) and interactive voice response.

2.6 Competition

The following is a description of the development of competition in the domestic fixed-line communications segment.

2.6.1 Telephony

The Company believes that at the end of 2013, its market share in the fixed-line telephony market was approximately 57% of the private sector and 74% of the business sector, compared with 59% in the private sector and 75% in the business sector, at the end of 2012²³.

The competition in the fixed-line communications segment is lively:

A. Competition from other Domestic Carrier license-holders

The Company and HOT Telecom both own nationally-deployed fixed telephony infrastructures and they are in lively competition, which is manifested, inter alia, in the fact that HOT combines Internet infrastructure, telephony and cable television, and possibly cellular services as well, mainly to households (for the marketing of service bundles of the Bezeq Group, see Section 1.6.2). In addition, HOT markets telephony services to business customers.

The Company also has competition from license-holders of domestic fixed-line communications services, including VoB (see Section 2.1.8). Implementation of a wholesale market is expected to increase competition on the Company's infrastructure, and this taking into account the agreements which may be reached and the arrangements to be determined for its implementation. It should be noted that wholesale telephony services are included in the list of wholesale services that infrastructure owners will be obligated to provide to service providers pursuant to the decision of the Ministry of Communications dated January 15, 2014 (see Section 1.6.3A), contrary to the Company's position and despite the fact that the service is not included in the list of services according to the extension of competition policy document.

²³ These market shares are in terms of lines and based on the Company's assessment. According to Ministry of Communications' publications, these methods showed that in March 2013 the Company's market share was 65.8% in the private sector and 73.9% in the business sector in terms of revenue using the normative measurement method, and 65.1% in individual lines and 65.4% in PRI trunks in terms of revenue using the normative measurement method.

B. Competition in telephony from cellular companies

The penetration rate of cellular telephony in Israel is among the highest in the world (see Section 3.1.4). In the opinion of the Company, this penetration rate combined with low airtime rates on an international scale and large-scale bundles of minutes at fixed monthly prices have made the cellular telephone a product that largely substitutes the landline telephone. The Company believes that a deepening of the substitution of fixed lines by mobile lines is one of the causes of the reduction in the average traffic per line, and of the growing removal rate of telephone lines (see Section 2.1.3).

In 2013, the trends that began in 2012 showed their mark, marking a leap in competition in the cellular communications market in Israel. The activity of Golan Telecom Ltd. (as a new infrastructure operator) and the launch of Hot Mobile's UMTS network, and to a lesser degree, the beginning of operations of other virtual cellular operators, led to a drop in prices and to more customers switching between the companies. These developments deteriorated the trends of decrease in the average transactions per line, and the rate of removal of fixed-telephone lines.

Partner and Cellcom also provide domestic fixed-line services through corporations they own, and they sell service bundles that combine fixed-line and cellular telephony and Internet services.

C. Regulation of VoC services

On November 21, 2012, the Ministry gave its decision on the hearing according to which VOB or VOC telephony services are telephony services that use IP technology over another entity's Internet services, irrespective of whether this network is mobile or fixed, and it is therefore a single fixed service, the provision of which will be regulated in a general Domestic Carrier License or special license, as applicable, pursuant to the amendment to the general or special Domestic Carrier licenses that currently provide VOB services.

In respect of the evaluation of the possibility to grant a license to cellular operator to use Wi-Fi access points as part of their network to provide services, see Section 1.6.3.I).

2.6.2 Internet infrastructure segment

The Company believes that at the end of 2013, its market share in the Internet infrastructure market was approximately 63% (compared with 60% at the end of 2012)²⁴.

The competition in this field is also lively:

- A. Competition from the HOT Group – HOT's Internet infrastructure is deployed nationwide to provide a range of communications services and interactive applications. Today, this network is the main alternative to the competition with the Company in the private sector. The upgrading of the infrastructure and the service bundles marketed by the HOT Group (see Section 1.6A.CC), and the Ministry of Communication's decision regarding the cancellation of NDSL services, increased the level of competition.
- B. Competition from cellular operators – The cellular companies have deepened their Internet activities on the cellular range, in both the private and business sectors. Unlike the fixed-line communications segment (where the provision of access infrastructure services - by HOT - is separate from the provision of Internet access services - by the ISP), cellular Internet service is provided as one unit. Surfing services are provided both from the cellular handset and through a cellular modem that connects laptop and desktop computers in combination with Internet access services.

²⁴ The Company's assessment of its market share in Internet infrastructure services at the end of 2013 is based on the number of its subscribers and an assessment of the number of HOT subscribers at the same date, based on the data published by HOT in its financial statements for the third quarter of 2013. The data for the Company's market share at the end of 2012 is based on the number of Company subscribers and the number of HOT subscribers at that date, based on the data published by HOT in its 2012 annual financial statements.

2.6.3 Transmission and data communications

In addition to the Company, other companies operating in this field are Cellcom, Partner, HOT, and Internet companies that also use leased infrastructures.

To the best of the Company's knowledge, Cellcom has deployed and set up a transmission network which it uses both for its own needs (instead of transmission provided for it in the past by the Company) and for competition with the Company in the transmission and data communications market. Cellcom offers its customers a complete package of solutions that includes domestic and international telephony, data communication, ISP and cellular communication, using its own infrastructure and its own sales array. Partner also provides transmission and data communication services combined with telephony and Internet to business customers.

2.6.4 Additional factors that could influence competition

A. Reducing the transition barriers among companies

Numbering and number portability – Number portability exists in the fixed-line and cellular telephony market (each separately), enabling customers to immediately switch between various communication operators without changing their telephone number.

Limitation on the exit penalty that a license-holder can demand of a subscriber – See Section 1.6.3D.

B. Other potentially competing infrastructures

In addition to HOT's cable and optical fiber network and the optical fiber infrastructures of Cellcom and Partner, there are a number of infrastructures in Israel today with the potential to serve as communications infrastructures, which are based on optical fibers and are mostly owned by government companies and bodies, for example, Israel Electric Corporation (IEC), Israel Railways, Mekorot Israel National Water Company, Petroleum & Energy Infrastructure Ltd., and the Trans Israel Route Company. Some municipalities are also trying to create an alternative to pipes deployed by communications license holders by deploying their own infrastructures.

The state managed a procedure for selecting an investor for a communications enterprise in cooperation with IEC. As a result, in August 2013, IBC Israel Broadband Company (2013) Ltd. ("IBC") (60% of which is owned by a group of investors headed by the ViaEurope Group and 40% is owned by IEC), was granted a general license for the provision of communication infrastructure services (for example, data communications, digital transmission and VPN) over fiber optics. In accordance with the license, IBC will enter into an agreement with IEC to obtain the right to use its fiber-optics network and will become the network's operator. In addition, IBC is entitled to use the communication facilities of another operator. Pursuant to the provisions of the license, IBC was obligated to make a gradual universal deployment over a period of 20 years.

Furthermore, on the same date, IBC received a special license to provide domestic fixed data-communication services, according to which it is entitled to provide IPVPN services and broadband data-communication lines for a period of five years (with the option to request an extension). A special license does not obligate to provide universal services to all people in Israel.

The Company estimates that the significant reliefs granted to IBC in respect of the obligation to provide universal service (the option to make a gradual universal deployment over a long period of time), as well as the granting of a special license for the provision of data-communication services without providing universal services, may adversely affect the Company's operations and its results.

The Company's aforementioned estimate is forward-looking information as defined in the Securities Law. This estimate may not materialize, inter alia, depending on the manner and scope of activities and schedules for IBC's operation, and also in case of changes in the structure of the competition in the communications market.

2.6.5 Company's preparedness and ways of coping with the intensifying competition

The Company deals with competition in domestic fixed-line telecommunications services in several ways:

- A. The Company launches new communications services, value added applications and product packages, and services, to broaden the scope of use of subscriber lines, to respond to customer needs and to strengthen its image of technological innovation. The Company invests in enhancements and modernization of its infrastructure so as to enable it to provide advanced services and products to its subscribers. In 2010, upon receipt of the permit to market joint service bundles in the private sector, and in May 2012 in the business sector (see Section 1.6.2.B), the Company started marketing joint packages while expanding the range of services it offers and offering packages that correspond to some of those offered by its competitors.
- B. The Company works on the penetration of a high-speed internet infrastructure service and on increasing the number of its customers for the service, including by offering applications for businesses. NGN allows providing advanced telephony applications, upgrading customers to higher speeds, and creating added value for the customer by means of broader consumption of content, leisure and entertainment applications (see also Sections 2.2.3 and 2.7.2).
- C. The Company works constantly to improve the quality of its services and to maintain its customers, as well as to simplify and automate processes, and to adapt its operations to the structure of the competition in its area of operations.
- D. The Company offers its customers alternative payment packages (see Section 2.16.1), tracks and sales.
- E. The Company offers divisible bundles that combine the services of the Group's subsidiaries (except for DBS - see Section 5.17.12).
- F. The Company uses consumption-adapted packages and tracks to promote subscription to the telephony service.
- G. The Company makes adjustments on the expenses side for the purpose of focusing investments on property, plant and equipment in growth activities and in projects for cutting operating costs. Nevertheless, the Company's ability to make adjustments in its expenses in the short and medium term is limited due to the structure of its costs, which are mainly rigid in the short and medium term (in particular depreciation expenses and expenses related to wages and wages incidentals, as well as operating costs like infrastructure maintenance and building leasing and upkeep).

2.6.6 Positive and negative factors that affect the Company's competitive status

A. Positive factors

- 1. Nationally deployed, quality infrastructure over which a range of services is provided.
- 2. Presence in most businesses and households.
- 3. Strong and familiar brand.
- 4. Technological innovation.
- 5. Strong capital structure and positive cash flows.
- 6. Broad service infrastructure and varied customer interfaces.
- 7. Professional, experienced and skilled human resources.

B. Negative factors

The Company believes that various limitations imposed upon it by existing regulation, impede its ability to compete in its areas of operation. The main limitations in this context are the following:

- 1. Restrictions in tariff flexibility

The Company is limited in its ability to grant discounts on its main services and to offer differential tariffs. In this matter, see also Section 2.16.1.

For information about the expansion of competition policy document and on the amendments to the Communications Law, including in the matter of tariff control, see Section 1.6.3.A.

2. Structural separation

See Section 1.6.2.A. For information on the expansion of competition policy document, including the matter of cancellation of structural separation and the conditions for doing so, and on the amendments to the Communications Law on this matter, see Section 1.6.3.A.

3. Obligation to provide universal service

The Company operates under an obligation to provide service to the entire public in Israel (universal service). Due to this obligation, the Company could be required to provide services also in circumstances that are not financially viable (subject to the possibility of obtaining an exemption in extraordinary circumstances). This obligation is not imposed on the holders of special Domestic Carrier licenses, which can offer their services to the most profitable of the Company's customers (mainly business customers), which are a significant source of the Company's income.

4. "Accessibility deficit"

As a result of a deliberate regulatory policy, the monthly usage tariff for a telephone line is set by the regulations at a level that does not cover the cost involved in providing it (a situation known as the "accessibility deficit"). This deficit has been reduced over the years but still exists. It is emphasized that in a competition format that relies on the Company's infrastructure and uses the accessibility deficit (such as VoB), the negative effects of this factor increases. The prices of wholesale services that were submitted to a hearing are expected to significantly increase this deficit (see Section 1.6.3.A).

5. Limitations in marketing joint service bundles of the Company and other Group companies

See Section 1.6.2B.

6. The characteristics of fixed-line telephony terminal equipment

Fixed-line terminal equipment is technologically less advanced than cellular terminal equipment, and the offering of advanced services that can be consumed with it is limited.

7. Wholesale market

See the expansion of competition policy document, the amendments to the Communications Law, the decision of the Ministry of Communications in respect of the list of wholesale services and the hearing on the prices of wholesale services in Section 1.6.3.A (notwithstanding, the possibility that the structural separation will be cancelled with the opening of the wholesale market could have a positive influence on the Company's competitive position).

2.7 Property, Plant and Equipment and Facilities

2.7.1 General

The Company's property, plant and equipment consist mainly of domestic communications infrastructure, real estate assets (land and buildings), computer systems, vehicles, and office equipment.

2.7.2 Infrastructure and domestic fixed-line communications equipment

The Company has a Next-Generation Network (NGN) based on a core IP network and a deployment of a fiber-optic network to street cabinets (a topology known as Fiber to the Curb, FTTC), and also over an access network (a system that connects NEPs in the subscriber's premises to the network and engineering systems). The connection from the home to the access network is over copper wires, and from the access systems to the backbone over fiber optics (on special pipes or aboveground network), and on a (negligible) part via wireless systems). Terminal equipment (equipment which is installed on the subscriber's premises, e.g. the actual telephone, private exchanges, fax machines, modems, routers, etc.) via which the subscriber receives the service.

In this network and using VDSL2 technology, ²⁵ bandwidth of up to 100 Mbps downstream can be provided, as well as innovative added-value services. Other advantages of the new technology are simplification of the network structure and better management capabilities. For information about the number of subscribers connected to the NGN, changes in the volume of customers that consume NGN services and average bandwidths in 2012 and 2013, see Sections 1.4.4.A and 2.2.3.

As of the end of 2013, the Company had almost completed deployment of the network.

The Company is extending its infrastructure, including distribution of fiber optics, to further increase bandwidth for its customers. On August 29, 2012, the Board of Directors resolved to approve the extension of the Company's fiber-optic deployment so that the fibers are as close as possible to the customer's premises (FTTH/FTTB), as a basis for future provision of more advanced and higher bandwidth communication services than those currently provided. In this regard, a detailed design of the project, pilots, procurement and fiber-optics deployment are being carried out. The project is modular, and the Company reviews the project's scope and outline on a regular basis, as well as the need for adjustments, inter alia, in view of the advancement of relevant technologies and the development of customer needs. As of the end of 2013, the Company completed the deployment of fiber-optic cables to over 400,000 homes and businesses, and it estimates that until the end of 2014 it will complete the deployment to nearly one million homes and businesses.

The Company's estimate in respect of the rate of deployment as aforementioned until the end of 2014, is forward-looking information as defined in the Securities Law, based, inter alia, on the percentage of homes and businesses to which fiber optics have been deployed so far, and on the number of homes and businesses in Israel reported by the Central Bureau of Statistics. This estimate may not materialize, or may materialize differently than foreseen, if the Company's deployment plan, which is anchored in its work plans, encounters unexpected difficulties that slow down the connection of residential customers and buildings.

2.7.3 Computer systems

The Company's computer systems support four main areas: Marketing and Customer Management, engineering infrastructures of the telecommunications network, Company resources management, and company-wide systems.

The Company's computer systems are large and complex, supports critical work processes, and handle very large volumes of data. The array consists of a large number of systems, some old, which were developed many years ago and operate on mainframe computers, others modern, developed and implemented more recently, and operating in open computer environments.

2.7.4 Real estate

A. General

The Company has real-estate assets from two sources: assets transferred to the Company by the State in 1984 under the Asset Transfer Agreement (see Section 2.17.2A), and assets whose rights were purchased or received by the Company after that date, including assets that it leases from third parties.

As of the date of publication of this periodic report, the Company owns, leases or has right of lease in 380 real-estate properties throughout the country. The total area in which the Company has full ownership rights or capitalized lease rights (including joint lease rights as described below) is 1,010,000 sq.m. of land on which the gross built-up area is 230,000 sq.m. (Of the above total, 370 properties covering an area of 950,000 sq.m. of land and 200,000 sq.m. built up are for communications needs, while the rest are for administrative needs.)

²⁵ Very High Bit Rate Digital Subscriber Line – Digital Subscriber Line (DSL) at very high speed. One of the fastest technologies currently available for data transfer on high bandwidth over standard telephone lines.

In addition, the Company has the right to receive a net area of 7 hectares in Sakia (near the Mesubim Junction), for warehouses and offices, and in April 2013, an authorization agreement was signed with the Israel Lands Administration (today, the Israel Lands Authority, "ILA") for a five-year plan. The company is in contact with the planning authorities to exercise its rights pursuant to the provisions of the agreement.

At the date of publication of this periodic report, of the aforementioned properties, 30 are jointly owned with the Ministry of Communications and/or the Israel Postal Co. Ltd., with whom an agreement was signed for defining and regulating the rights of the parties in these properties (see Section 2.17.2C). The parties operate as required in the provisions of the agreement, and inter alia, they separate joint debits and systems.

In addition to the aforementioned 380 properties, the Company holds, at the date of publication of this periodic report, about 50 properties in Israeli towns in the Administered Territories, covering an area of 2,600 sq.m. of land and about 1,400 sq.m. built up (all for communications needs). There is no written arrangement about the contractual rights on these properties, but in the Company's opinion this does not create material exposure.

The real-estate assets are used by the Company for communications activities (exchanges, control rooms, broadcasting sites, etc., and for other activities (offices, storage areas, etc.). Some of them are undeveloped or partially developed, and can be used for other purposes.

At the date of publication of this report, the Company leases 315 properties from various landlords, covering a total area of 58,000 sq.m built up (about 300 of these properties have a built-up area of 11,000 sq.m. and are for communications purposes, while the rest are for administrative uses). Of this group, built-up 3,600 sq.m. are sublet.

The Company has an interest (transition rights, etc.) in other real estate (such as for the erection of offices and for laying cables). Also at the Company's disposal are 850 residential rooms (for cables and installations used for residential communications), in a total built-up area of 16,000 sq.m.²⁶ and a land of 9,000 sq.m. (all for communications purposes), for most of which there is no written regulation of rights with their owners (e.g., the ILA, settlement entities, the entrepreneurs of the projects in which the properties are located, and house committees).

B. Registration

At the date of publication of this periodic report, the Company's rights in a considerable number of its real estate assets are not registered in the Lands Registry, and therefore they correspond to contractual rights. The Company is in the process of registering in its name those properties that can be registered in the Lands Registry.

C. Real estate settlement agreement

On March 10, 2004, a settlement agreement between the Company and the ILA and the State ("the Settlement Agreement") was validated as a court decision. The Agreement concerns most of the real estate that was transferred to the Company in the asset transfer agreement signed prior to the start of the business operations of the Company. The Settlement Agreement stated that the assets remaining in the Company's possession have the status of capitalized lease, and subject to the execution of individual lease contracts, the Company will be entitled to make any transaction in the properties and to enhance them. The Agreement sets out a mechanism for payment to the ILA for enhancement actions in the properties (if undertaken), beyond the rights according to plans approved until as set out in the Agreement, at the rate of 51% of the increase in value of the property following the enhancement (and less a portion of the amounts paid for a betterment levy, if paid). The Settlement Agreement also states that 17 assets must be returned to the State, through the ILA, on various dates (up to 2010), and on the terms laid down in the Settlement Agreement.

²⁶ The difference in the data and numbers of residential rooms compared with previous years stems from the improvement of the data in the reporting period.

As of the date of publication of this periodic report, the Company returned 15 properties to the ILA. Two additional properties will be returned after the Company receives substitute properties, as provided in the Settlement Agreement.

D. Sale of real-estate assets

Following a new review by the Company's Management concerning the sale of the Company's real estate assets, the Board of Directors approved further sales of assets that are not active and/or which can be relatively easily vacated without incurring significant expenses, in accordance with a list presented to it from time to time. The transition to the NGN allows the Company to increase the efficiency of the network and to sell some of the real estate assets that will be vacated as a result of the transition. In 2013, the Company sold 18 real-estate assets covering a total area of 41,000 sq.m, and 27,000 sq.m built up, for a total amount of NIS 140 million.

According to Company estimates, the sale of real estate assets that are not active and/or that can easily be vacated without incurring significant expenses and for which the Company has no use after they are vacated, including real-estate assets that may be vacated and will become redundant following the migration to the NGN, insofar as such assets are sold, may generate capital gains for the Company which may, in aggregate over the coming years, reach significant amounts estimated at hundreds of millions of shekels (before tax). It should be emphasized that this estimate also relates to real estate assets where no concrete decision has yet been made to sell them, and there is no certainty regarding the timing of their sale (insofar as they are sold); the estimate is based on appraisals prepared for some of the assets, some of which are not final or current, as well as on internal estimates prepared by the Company (including with respect to assets that were not appraised at all); likewise, the sale of some of the assets may involve difficulties, including if there is no demand or there are various planning limitations, and at this stage the Company is unable to foresee the consideration that will be received when any of these real estate assets are actually sold or when they will be sold.

In view of the aforementioned, it should be emphasized that the Company's aforementioned estimates are forward-looking information, as defined in the Securities Law. These estimates are based, inter alia, on the Company's estimates with respect to the value of the real estate assets that it owns regarding their carrying value, subject to the aforementioned regarding the fact that the Company has no appraisals for some of the assets, or the appraisals in the Company's possession are out of date and the valuations are therefore based on the Company's internal estimates; and regarding the Company's inability to predict the consideration that may actually be paid for any assets sold (if and when they are sold); and on the Company's estimates regarding the volume of the real estate assets that may be vacated and become obsolete in coming years, making it possible to sell them based on Company policy, subject to the aforementioned concerning the fact that no concrete decision has yet been made to sell the assets that were taken into account in estimating the above amount, the list of relevant assets may change from time to time and the timing of their sale (if a decision is made to sell them) is uncertain. Consequently, the Company's estimates concerning capital gains (in aggregate and before tax) that may be generated in coming years from the disposal of real estate assets as noted above, may not materialize or may materialize in a materially different way from that foreseen, including should any of the Company's assumptions and estimates listed above in this clause fail to materialize or if they materialize only partially.

2.8 Intangible Assets

2.8.1 The Company's Domestic Carrier license

The Company operates under its Domestic Carrier license, which forms the basis for its activities in domestic fixed-line communications (for a description of the main points of the license, see Section 2.16.2).

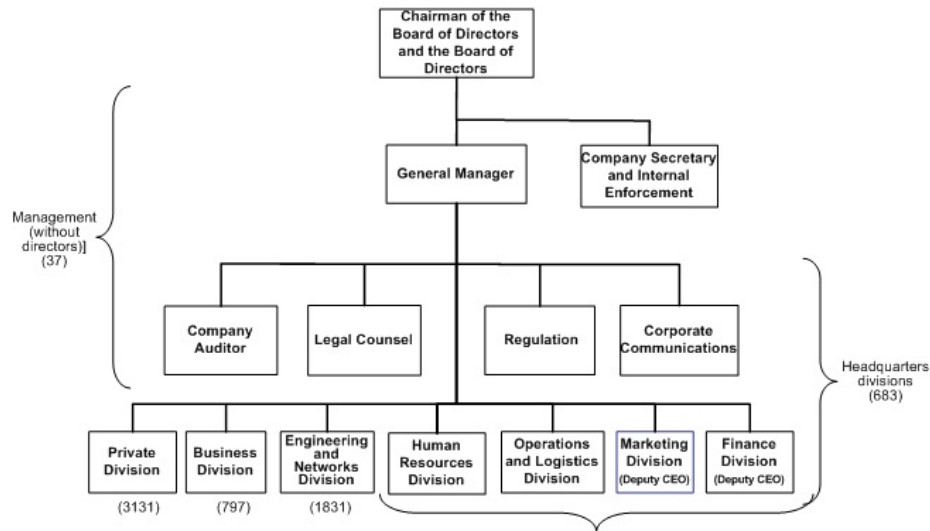
2.8.2 Trademarks

The Company uses trademarks that characterize its services and products. At the date of publication of this periodic report, there are about 200 trademarks registered or in the process of being registered in the Company's name with the Registrar of Trademarks. The main trademarks of the Company are "Bezeq" – the name of the Company, and "B" – the Company's logo. The investment in advertising the trademarks is aimed at raising the level of exposure and awareness of the public to the trademarks and at generating differentiation and uniqueness for the Company, which will influence the customers' purchasing considerations and preference.

2.9 Human Capital

2.9.1 Organizational structure and headcount according to the organizational structure

The following chart shows the general organizational structure of the Company as of December 31, 2013:



On September 4, 2007, the Board of Directors of the Company resolved, pursuant to Section 50(a) to the Companies Law and Sections 119 and 121.1 to the Company's Articles of Association, that the authority of the CEO in all matters relating to corporations held directly or indirectly by the Company (Pelephone, Bezeq International, DBS, Walla, Bezeq on Line and Bezeq Zahav Holdings), would transfer to the Board of Directors, and the Board adopted resolutions accordingly. As a result, on matters relating to the subsidiaries the Deputy CEO and CFO report to the Board of Directors, while on the Company's activities as Domestic Carrier they report to the CEO of the Company.

2.9.2 Number of Company employees and employment frameworks

The number of Company employees as of December 31, 2013 was 6,479 (compared with 7,422 employees at the end of 2012). The decrease in the number of employees in 2013 compared to 2012 stems primarily from the improvement in processes and technological developments in the interface with the customers. 90% of the Company's employees are employed under a collective agreement (out of which 52% are permanent employees and the remainder is not permanent). The remainder of the Company's employees (10%) is employed under personal agreements, not under collective agreements.

For details about the special collective agreement of December 2006 and its amendment of December 2010, see Section 2.9.4.

2.9.3 Early-retirement plans

On April 25, 2013, the Company's Board of Directors approved the early retirement of 51 employees in an early-retirement plan, at a total cost of NIS 50 million. In addition, on November 17, 2013, the Company's Board of Directors approved an additional budget of NIS 50 million for the early retirement of 45 additional employees in the framework of an early-retirement plan. On the same date, the Board of Directors approved the early retirement of additional employees in a track of increased severance pay, in accordance with the Company's needs.

In 2013, 86 permanent employees retired from the Company based on the early-retirement plan.

On this matter, see also Note 14 to the 2013 financial statements.

2.9.4 Characteristics of employment agreements in the Company

Labor relations in the Company are regulated in collective agreements between the Company and the representatives of Company employees and the New General Federation of Workers ("Histadrut"), and in personal agreements. Company employees are also subject to expansion provisions to certain general collective agreements such as cost-of-living increment agreements.

In December 2006, a special collective agreement was signed between the Company, the employee union and the Histadrut, regulating labor relations in the Company following transfer of control in the Company from the State to Ap.Sb.Ar. Holdings Ltd., setting a new organizational structure for the Company (see Section 2.9.1).

Under the agreement, all the agreements, arrangements and traditional behavior in the Company prior to execution of the agreement, including the mechanism for linkage of wages to the public sector, would continue to apply only to the veteran permanent employees of the Company to which the agreement would apply, subject to changes inserted specifically in the agreement. The hiring of existing and future temporary workers would be on the basis of monthly/hourly wage agreements based on a wage model according to occupation, with high managerial flexibility. The agreement sets out limitations on certain kinds of future organizational changes, and a mechanism of notification, negotiation and arbitration with the union in the event of organizational changes. The agreement also states that the Company can, at its discretion, terminate the employment of 245 permanent employees in each of the years 2009-2013.

Under the agreement, during the term of the agreement, two employee-directors will serve on the Board of Directors of the Company, who would be proposed by the union (subject to their approval by the Board of Directors and their election by the general meeting). The employee-directors are not entitled to payment for their service as directors, and will not participate in Board discussions of the terms of employment of senior employees.

On December 19, 2010, an amendment was made to the collective agreement, extending it until December 31, 2015 (with an option for extension to December 31, 2017). The main points of the amendment are the extension of the retirement arrangements under the collective agreement to December 31, 2016. Under these retirement arrangements, the Company may, at its discretion, terminate the employment of up to 245 permanent employees in each of the years, cumulatively, from 2010 until 2016.²⁷ The agreement also defines the "New Permanent Employee", the terms of whose employment differ from those of a veteran permanent employee of the Company (under the collective agreement): this employee's wage model will be according to the Company's wage policy and market wages; at the end of its employment in the Company, this employee is entitled to increased severance pay only (depending on the number of years of employment).

For details about other material agreements concerning labor relations, see Section 2.17.4.

²⁷ The Company will be entitled to complete the retirement process also in 2017, if it is not completed during the above period.

2.9.5 Employee reward plans

For details about option plans for employees, see Note [24] to the 2013 financial statements.

2.9.6 Officers and senior management in the Company

On the date of publication of this periodic report, the Company has 11 directors, of whom three are external directors, one is an employee-director, and two are independent directors (who are not external directors) pursuant to Section 249B to the Companies Law. In addition, senior management has 11 members.

The members of senior management are employed under personal contracts which include, inter alia, pension coverage, payment of bonuses based on objectives, and advance notice months before retirement. The Company also allotted options for Company shares to the members of senior management, at its discretion (see Note 14 to the 2013 financial statements).

On July 25, 2013, the Company's Board of Directors approved, following acceptance of the recommendation of the Company's Compensation Committee, a remuneration policy for Company officers (the "Compensation Policy"). Thereafter, on September 3, 2013, the Remuneration Policy was also approved by the general meeting of the Company's shareholders. The Remuneration Policy is detailed in the Company's immediate report dated July 29, 2013 (convening a special general meeting), which is cited by way of reference, and includes a reference, inter alia, to parameters for evaluating the conditions of the remuneration, the fixed salary component (base salary (linked) of the CEO and Vice Presidents of significant subsidiaries which will not exceed NIS 2.5 million per year, the base salary of Deputy CEOs in the range of NIS 85,000 to NIS 100,000 per month, and of Vice Presidents in the range of NIS 40,000 to NIS 85,000 per month); additional accepted conditions, severance pay, retirement conditions and preservation grants, insurance and indemnity, and a variable component – a performance-dependent bonus for a total budget equivalent to 1% of the group's EBITDA.

On January 30, 2014 and March 5, 2014, the Company's Board of Directors approved, after accepting the recommendation of the Company's Compensation Committee, an addendum to the Remuneration Policy (the "Addendum"), which includes the addition of a capital component based on financial bonuses that derive from the increase in the value of the share (Phantom stock); the possibility to provide a special bonus to officers under specific conditions indicated in the Addendum; amendments to the threshold conditions for paying the annual bonus of the CEO and Vice Presidents of significant subsidiaries; and an amendment to the weight of the personal objectives components to determine the annual bonus of Vice Presidents. The Addendum will be submitted for the approval of the general meeting of the Company's shareholders on March 19, 2014. The full conditions of the Addendum are specified in the Company's immediate report dated March 5, 2014 (amended report of convening a special general meeting), which is cited by way of reference.

For additional information pertaining to the remuneration of officers, see Section 3 to the Board of Directors' Report, Section 6 to Chapter 4 of this periodic report, and Note 27 to the 2013 financial statements.

2.10 Equipment and Suppliers

2.10.1 Equipment

The main equipment used by the Company includes exchanges, communication cabinets (MSAGs, Multi Service Access Nodes), copper cables, optical cables, transmission equipment, data communication systems and equipment, servers, Internet modems and routers. The Company purchases most of the equipment needed for its communications infrastructure from Israeli companies affiliated with international communications equipment manufacturers. Hardware and software are purchased from a number of main suppliers.

2.10.2 Percentage of purchases from main suppliers and form of agreement with them

With respect to Section 23 to the First Annex to the Securities (Details of a Prospectus and Draft Prospectus - Structure and Form) Regulations, the Company considers a "main supplier" to be a supplier that accounts for more than 5% of the volume of the Company's annual purchases, or that accounts for more than 10% of the volume of all the Company's purchases in a particular operating segment.

In 2013, the Company did not have suppliers from which the volume of purchases exceeded 5% of the Group's total annual purchasing, or suppliers from which the volume of purchases exceeded 10% of total purchasing in a particular segment of operation.

2.10.3 Dependence on suppliers

Most of the equipment purchased for data communication, switching, transmission and radio systems is unique, and over the years of its operation the possibility of obtaining support other than through the manufacturer is limited.

In the opinion of the Company, in view of the importance of manufacturer support for certain systems used by the Company, it could become dependent, in the area of metro transmission, on the Alcatel Group, represented in Israel by Alcatel Telecom Israel Ltd.; Dialogic Networks (Israel) Ltd., which supplies the Company with migration exchanges for linking operators to the Company's switching network; Comverse, which supplies the Company with switching exchanges for end customers on the NGN; in the area of access systems to the NGN of Adtran Holdings Ltd.; in the area of databases on Oracle; on EMC, which supplies the Company with hardware and backup, recovery and archiving solutions for systems and infrastructures; on VMware, which supplies the Company with infrastructure for the virtualization of its servers; and on ECI Telecom, which supplies the Company with systems for the transmission network that connects the Company's network and business customers.

Agreements with suppliers on which the Company may be dependent, as noted in this section, generally include a warranty period for a certain period of time and conditions specified in the agreements, followed by another period of maintenance or support. Where necessary, the Company may enter into an agreement with the supplier for the supply of support and/or maintenance services for an additional period. These agreements usually contain various forms of relief for the Company should the supplier breach the agreement. Such agreements with suppliers are usually long term.

2.11 Working Capital

For details about the Company's working capital, see Section 1.4 to the Board of Directors' report.

2.12 Investments

For information on investments in affiliates, see Note 10 to the 2013 financial statements, and see also Sections 2 and 3 to Chapter D to this periodic report.

2.13 Financing

2.13.1 Average and effective interest rates on loans

At 31 December 2013, the Company is not financed by any short-term credit (less than one year). The following table shows the distribution of long-term loans (including current maturities):

Loan term	Source of financing	Amount (NIS million)	Currency or linkage	Type of interest and change mechanism	Average interest rate	Effective interest rate	Interest range in 2013
Long-term loans	Banks	1,981	Unlinked NIS	Variable, based on prime rate*	2.47%	2.49%	2.47%-3.22%
	Banks	2,068	Unlinked NIS	Fixed	5.69%	5.75%	5.00%-6.85%
	Non-bank sources	615	Unlinked NIS	Variable, based on annual STL rate**	2.25%	2.34%	2.25%-3.258%
	Non-bank sources	1,729	Unlinked NIS	Fixed	5.92%	6.10%	5.70%-6.65%
	Non-bank sources***	3,015	CPI-linked NIS	Fixed	3.23%	3.3%	2.90%-5.95%

* Prime interest rate as at March 2014 – 2.25%.

** STL yield per year (1114) – 0.85% (average of the last five trading days of November 2013) for the interest period that ended on March 1, 2014.

*** Not including debentures (Series 5) held by a wholly-owned subsidiary.

For additional details about the Company's loans, see Note 11 to the 2013 financial statements.

2.13.2 Limitations on borrowings

A. Limitations included in the Company's loans

See Note 11 to the 2013 financial statements. At the date of the financial statements and the date of publication of this periodic report, the Company is in compliance with all the limitations applicable to it.

B. Bank of Israel restrictions on a single borrower and group of borrowers

Directives of the Supervisor of Banks include restrictions on liability of a single borrower and of a group of borrowers towards the banks. Concerning these directives, the Company could be seen as part of one "group of borrowers" with the B Communications Group and its controlling shareholders. The directives of the Supervisor of Banks could, from time to time, affect the ability of banks to grant further credit to the Company. For details about the authorization to determine limitations on borrowings for a business company in the Concentration Law, see Section 1.6.3

2.13.3 Reportable credit

As of December 31, 2013, the Company's reportable credit, in accordance with Legal Position 104-15 of the Securities Authority (Reportable Credit Event) ("Reportable Credit Guideline") is as follows: Three loans from bank corporations as indicated in Note 11 to the 2013 financial statements, and Series 5 to Series 8 debentures of the Company, as indicated in Note 11 to the 2013 financial statements and in Section 7 to the Board of Directors' report.

2.13.4 Credit received during the reporting period

For details about debentures (Series 6 and 7) issued by the Company in private issues to classified investors in the form of an expansion of the series in the reporting period, see Section 7 to the Board of Directors' report.

2.13.5 Company debentures

For details about the debentures issued by the Company, see Notes 11.1 and 11.2 to the 2013 financial statements, and Section 7 to the Board of Directors' report.

2.13.6 Credit rating

Company debentures are rated with an il/AA rating by S&P Maalot Ltd., and with an Aa2 rating by Midroog Ltd.

For details about the history of Company ratings, see the reports dated November 17, 2013 and November 19, 2013.

2.13.7 Company assessment for raising financing and possible sources in 2014

During 2014, the Company expects to repay NIS 1,330 million on account of loan principal and interest (including debentures).

From time to time, the Company raises funds for financing its cash flow, and it may also raise funds during 2014. The financing options at the disposal of the Company are to raise debt by means of new bank loans from bank corporations and/or by means of private or traded debt.

2.13.8 Charges and guarantees

For information about charges and guarantees of the Company, see Note 17 to the 2013 financial statements.

2.14 Taxation

For information about taxation, see Note 6 to the 2013 financial statements.

2.15 Environmental Risks and their Management

2.15.1 General

Some of the Company's facilities, such as broadcasting facilities, wireless communications facilities or high-voltage facilities²⁸ are sources of electromagnetic radiation which are included in the definition of "Sources of Radiation" in the Non-Ionizing Radiation Law.

2.15.2 Non-Ionizing Radiation Law

The law regulates the handling of Sources of Radiation, their erection, operation and supervision. The law provides, inter alia, that the erection and operation of a Source of Radiation and the provision of a radiation measurement service require a permit; sets penal provisions and severe responsibility of a company, employees and officers; imposes recording and reporting obligations on a permit-holder, and grants supervisory powers mainly to the Supervisor of Non-ionizing Radiation at the Ministry of Environmental Protection ("the Supervisor"), including for the matter of the terms of the permit, cancellation of the permit and removal of a Source of Radiation.

The Company obtained operating permits from the Supervisor for the communication facilities and broadcasting sites it operates. Furthermore, the Company prepared an outline for obtaining radiation permits for high-voltage facilities, further to the meeting held recently with the Supervisor at the Ministry of Environmental Protection about radiation from the electricity network. In accordance with the outline, there are 22 sites with high-voltage facilities for which the Company began the proceedings to obtain a radiation permit. The treatment is expected to be completed towards the end of the first quarter of 2014.

It is noted that the Commissioner requires building permits as a condition for the continued validity of the operating permits for communications facilities (including broadcasting facilities) he granted, as well as the fulfillment of additional conditions, inter alia, concerning wireless access installations which have category approval granted to the Company by the Supervisor. See also Section 2.16.10.

The law includes a punitive chapter under which, inter alia, the construction or operation of a source of radiation in contravention of the provisions of the permit and the construction or operation of a source of radiation without a permit, after having been warned in writing by the Commissioner, are strict liability offenses.

²⁸ The erection of high-voltage facilities (transformers) in Company sites is aimed at providing energy for use by the Company's facilities. The establishment and operation of these facilities require an erection permit, as well as an operation permit in accordance with the Non-Ionizing Radiation Law.

2.15.3 Permits

On the permits for broadcasting facilities required under the Planning and Construction Law, see Section 2.16.10. In respect of the high-voltage facilities, radiation permits have not yet been received, but all facilities are in the process of obtaining a permit.

2.15.4 Claims

On claims related to alleged ostensible radiation from the Hillel broadcasting station, see Section 2.18.C. It is noted that the Company's third-party liability insurance does not currently cover damages in respect of electromagnetic radiation.

2.15.5 Company policy for radiation risk management

The Company applies a work procedure for the erection, operation and measurement of sources of non-ionizing radiation, and an appropriate compliance procedure that was approved by its Board of Directors. The Company has assigned an officer to oversee implementation of the compliance procedure. Periodic reports on the status of Sources of Radiation are submitted to the CEO and to the Board of Directors.

2.16 Restrictions and Control of the Company's Operations

The Company is subject to systems of laws that regulate and limit its business activities. The main body overseeing the Company's activities as a communications company is the Ministry of Communication.

2.16.1 Control of Company tariffs

The Company's tariffs are subject to the arrangements in Sections 15 to 17 of the Communications Law and to the terms of the Company's license.

- A. Pursuant to the provisions of the Communications Law (including amendments to the law pursuant to the provisions of the 2013 Arrangements Law), the Minister of Communications is entitled to determine, with the approval of the Minister of Finance, payments, maximum payments or minimum payments for services from a license holder (see Section 1.6.3A). The payment can be determined, inter alia, based on (1) The cost, according to the calculation method instructed by the Minister plus a reasonable profit; or (2) Reference points deriving from each other: payment for services provided by the license holder; payment for comparative services; payments in other countries for said services. (see Section 1.6.3A).

The Gronau Commission's report on the rules of competition in the communications industry, and a letter from the Minister of Communications dated August 13, 2008 adopting the report (with some changes) ("**Gronau Report**"), stipulated that as long as the Group's market share remains higher than 60%, control of the Company's prices will continue in the format of mandatory price fixing. The competition expansion policy document stipulated that within six months of publication of the Shelf Offering (for the sale of wholesale services), the Minister will take action to change the method of oversight of the Company's prices so that prices will be controlled by the setting of a maximum price (see Section 1.6.3A).

- B. Tariffs fixed in regulations - The tariffs for the Company's controlled services (telephony and others) which are stipulated in the regulations, were updated in accordance with a linkage formula less an efficiency factor, as provided in the regulations, so that on average, the Company's controlled tariffs erode in real terms. It is noted that in the last two years, the tariffs pursuant to the provisions of the regulations have not been updated and the date of the update has been postponed. In accordance with the provisions of the regulations, the postponement will be taken into consideration in the next update.
- C. The Minister of Communications is authorized (pursuant to the provisions of Section 5 to the Law) to determine payments for interconnect charges for the use by a license holder of the telecommunication facilities of another license holder, and to provide instructions thereof (including relative to additional arrangements), inter alia, based on the aforementioned parameters.

- D. Alternative payment packages - If tariffs that are neither maximum nor minimum are determined for supervised services, the license holder is entitled to offer an alternative payments package for a bundle of telecommunication services at fixed payments as aforementioned, provided that the Ministers of Communications and Finance do not oppose the package or approved it on the dates determined by the law. The Gronau report states that an alternative payment package will be approved only if it is worthwhile for 30% or more of subscribers who consume the services offered in the package, and that the smaller the market share of the Group in fixed-line telephony is, the higher the maximum discount rate permitted in an alternative payment package will be.²⁹

If maximum or minimum payments are determined pursuant to the provisions of Sections 5 or 15, for communication services provided to another license holder, the license holder is entitled to offer to any other license holder, indiscriminately, an alternative payments package for the bundle of services at maximum or minimum payments, and services as aforementioned together with services for which payment has not been determined pursuant to the provisions of Sections 5 or 15 to the Law, provided the Ministers are not opposed or if they approved the package.

- E. The license holder is entitled to request a reasonable payment for a service for which a payment is not determined pursuant to Sections 5 or 15, or for which a maximum or minimum payment has been determined. The Minister is entitled to instruct the license holder to notify the Minister about the payment the license holder intends to request as aforementioned, and of any change in the payment prior to the provision of the service or change. If the Minister of Communications determines that the license holder intends to request a payment that is not reasonable, or a payment that raises suspicion of harming competition, the Minister is entitled to instruct (for a period not exceeding one year) as follows: to issue the payment that will be requested for the service by the license holder or for another service, or to separate the payment for the service from the payment for the bundle of services. The evaluation by the Minister whether the payment is not reasonable can be made, inter alia, in accordance with the parameters indicated in Subsection A (2) hereinabove, and the Minister is entitled to assess the payment based on the provisions indicated in Subsection A (1) hereinabove.
- F. The control of the Company's tariffs has a number of implications – the Company's tariffs are subject to regulatory intervention (even if they are not determined in the regulations or in alternative payment packages), and from time to time, the Company is exposed to significant changes in its tariff structure and tariff levels. The review mechanism for the controlled tariffs, as defined in the authorizing legislation and the regulations, results in a real average erosion of the tariffs over the years. Control of the tariffs creates or could create difficulties for the Company in providing an appropriate and competitive response to changes in the market and in offers of competitive prices at short notice. Furthermore, the restrictions on granting discounts on tariffs limit the Company in participation in certain tenders. In accordance with the aforementioned, there may be changes to the supervision mechanism, determination of maximum prices and determination of wholesale prices.

2.16.2 The Company's Domestic Carrier license

The Company operates, inter alia, under the Domestic Carrier license³⁰. The following are the main topics covered in the license:

- A. Scope of the license, the services the Company must provide, and the obligation to provide universal service

The Company is required to provide its services to all on equal terms for each type of service, irrespective of the location or unique cost. The license is unlimited in time; the Minister may modify or cancel the license or make it contingent; the license and any part of it cannot be transferred, no charge can be imposed on it, nor can it be subject to attachment.

²⁹ Maximum discount rate of 25% when the Group's market share is between 75% and 85%, and 40% when the market share is between 60% and 75%.

³⁰ A copy of a Domestic Carrier license is published on the Ministry of Communications website at www.moc.gov.il

B. Principles of structural separation

For a general description of the structural separation applicable to the Company, see Section 1.6.2.A.

C. Tariffs

The Company provides a service or package of services for which no tariff is set under Section 15 of the Communications Law, at a reasonable price and offers them to all, without discrimination and at a uniform tariff. See also Section 2.16.1.

D. Marketing joint service bundles

In respect of the amendment to the Domestic Carrier license in a way that enables the Company to request to market joint service bundles subject to limitations, see Section 1.6.2.B.

E. Operations of Company networks and service standards

The Company is required to maintain and operate the network and provide its services at all times, including at times of emergency, in an orderly and proper manner commensurate with the technical requirements and the nature of the service, and to work towards improving its services. The license includes an appendix, "Service Standards for the Subscriber", which is to be amended after the Company provides the Ministry with data. The Company submitted to the Ministry its proposal for amendment of the appendix, adapting it to the current state of affairs and the licenses of other operators, but the amendment has not yet been made.

F. Interconnect and use

Provisions are stated for the duty of interconnect to another public switching network and the option of use by another license-holder; a duty to provide infrastructure services to another license-holder on reasonable and equal terms is also provided, as well as refraining from preferring a license-holder that is a company with an interest.

G. Security arrangements

Provisions have been made for the operation of the Company's network in times of emergency, including the obligation to operate it in a manner that prevents its collapse in emergencies.

The Company is required to provide telecommunications services and set up and maintain the terminal equipment infrastructure for the security forces in Israel and abroad, as provided in its agreements with the security forces. Furthermore, the Company provides special services to the security forces. The Company will take action to ensure that each purchase and installation of hardware in its telecommunications installations, except for terminal equipment, will be made in full compliance with instructions given to the Company according to Section 13 of the Communications Law.

The Company is required to appoint a security officer and to comply fully with the security instructions contained in the appendix to the license.

H. Supervision and reporting

Extensive reporting duties to the Ministry of Communications are imposed on the Company. In addition, the Director General of the Ministry of Communications is granted the authority to enter facilities and offices used by the Company and to seize documents.

I. Miscellaneous

1. The Domestic Carrier license includes limitations on the acquisition, maintenance and transfer of means of control pursuant to the Communications Order (see Section 2.16.3), as well as on cross-ownership, which are mainly a ban on cross-holding by entities with an interest in a another material Domestic Carrier³¹ as noted in the license, and limitations on a cross-holding by entities with Domestic Carrier licenses or general licenses in the same segment of operation.

³¹ A Domestic Carrier with a market share of 25% or more.

2. The Company submitted to the Director General a bank guarantee in the amount of USD 10 million for securing fulfillment of the terms of the license and for indemnifying the State for any loss it incurs due to their violation by the Company.
3. The Director General at the Ministry of Communications is authorized to impose a monetary sanction for violation of any of the terms of the license (on this matter, see also Section 1.6.3.G).
4. During a calendar year, the Company may invest up to 25% of its annual income in activities not intended for providing its services (the incomes of the subsidiaries are not considered Company income for this purpose).

For details about the document about the policy on extending competition, see Section 1.6.3.A.

2.16.3 The Communications Order

The Company was declared a provider of telecommunications services under the Communications Order. By power of that declaration, the Company is required to provide certain types of services and may not cease them or reduce them. Among these services are basic telephone service, infrastructure service, transmission service, data communication service including interconnect, and other services listed in the schedule to the Order.

The main provisions of the Communications Order are these:

- A. Limitations on the transfer and acquisition of means of control in a company, which include a ban on holding 5% or more of means of control of a certain kind without the prior written approval of the Prime Minister and the Minister of Communications ("the Ministers").
- B. Transfer or acquisition of control in a company requires the approval of the Ministers ("Control Permit"). The Control Permit will lay down the minimum holding percentage in each of the means of control in the Company by the holder of the Control Permit³², where a transfer of shares or an issuance of shares by a company, as a result of which the percentage of the holding of the Control Permit holder will fall below the minimum percentage, is prohibited without the prior approval of the Ministers, subject to permitted exceptions (among them – an issuance to the public under a prospectus, or sale or private placement to institutional investors).
- C. Holdings not approved as aforesaid will be considered "exceptional holdings", and the Order states that exercise of a right by power of exceptional holdings will not be valid. The Order also contains provisions authorizing the Ministers and the company to apply to the courts with an application for the enforced sale of exceptional holdings.
- D. A duty to report to the Ministers upon demand is imposed on the Company, on any information on matters relating to provision of an essential service.
- E. At least 75% of the members of the Board of Directors of the Company must be Israeli citizens and residents who have security clearance and security compatibility as determined by the General Security Service. The Chairman of the Board, the external directors, the CEO, the Deputy CEO and other office-holders in the Company as listed in the Order, must be Israeli citizens and residents and have security clearance appropriate to their functions.
- F. "Israeli" requirements were stipulated for the controlling shareholder in the Company: for an individual – he is an Israeli Entity (as defined in the Order); for a corporation – it is incorporated in Israel, the center of its business is in Israel, and an Israeli Entity holds at least 19% of the means of control in it.
- G. The approval of the Ministers is required for granting rights in certain assets of the Company (switches, cable network, transmission network and databases and banks). In addition, grant of rights in means of control in subsidiaries of the Company, including allotment of more than 25% of the shares in the subsidiary, requires the approval of the Ministers.

³² As noted in Section 1.6.5, at the date of publication of this periodic report, the minimum rate of holding in the Control Permit of B Communications Group is 30%. In respect of a time-restricted approval for falling below the Minimum Percentage to 29% due to exercise of options, see Footnote 17

- H. Certain actions of the Company require the approval of the Minister of Communications, among them voluntary liquidation, a settlement or arrangement between the Company and its creditors, a change or reorganization of the structure of the Company, a merger and split of the Company.

2.16.4 Royalties

For details about the duty to pay royalties applicable to license holders pursuant to the provisions of the Communications Law, see Section 1.6.3.B.

2.16.5 Authority with respect to real estate

Pursuant to the provisions of Section 4(F) of the Communications Law, the Minister of Communications granted the Company certain powers in connection with real estate, as set out in Chapter Six of the Law.

The law distinguishes between land owned by the State, the Development Authority, the Jewish National Fund, a local authority or a corporation lawfully established and owned by one of them, and a road ("**Public Land**"), and other land ("**Private Land**"). With regard to Public Land, the Company and any person authorized by it, can enter and perform work there, provided that approval for deployment of the network has been granted by the local Planning and Construction Committee.

Under the provisions of the Telecommunications (Installation, Operation and Maintenance) Regulations, 1985, if the Company is of the opinion that providing a telecommunications service to an applicant requires the installation of a telecommunications device for transmission or switching on the applicant's premises (or in shared premises or common property), the Company is permitted to request that the applicant, as a prerequisite for providing the requested service, allocate a suitable place on the premises for installation of the device, for the sole use of the Company, and it may use the device to provide service to other applicants also.

Deployment of a network on Private Land requires the consent of the landowner, the lessee in perpetuity or the protected tenant, as the case may be.

Pursuant to the provisions of the Planning and Construction (application for a permit, its terms and fees) Regulations, 2010, an applicant for a permit to erect a residential building has a duty to install infrastructures for telephone, radio, television and Internet services so that the customer can choose whichever provider it prefers. In commercial buildings, if preparations for communications are installed, an underground infrastructure must be laid. At the same time, the Company's license was amended (as were the licenses of HOT Telecom and DBS), so that if the Company uses the internal wiring for providing its services, it is obliged to provide maintenance services for that internal wiring (the portion of the access network installed in residences and in apartments, and which is aimed to be used by those residences only), installed by the permit's applicant, without this granting it any proprietary rights in the internal wiring.

2.16.6 Immunities and exceptions to liability

The Minister of Communications granted the Company certain immunities from liability for damages listed in Chapter Nine of the Communications Law, in accordance with his authority to grant immunity to a general license-holder.

In addition, Section 13 of the law contains exceptions to criminal and civil liability for an act done in fulfillment of a directive to provide services to the security forces in that section.

2.16.7 Regulations and rules under the Communications Law

At of the date of publication of this periodic report, regulations in three additional and important areas apply to the Company: (1) Cessation, delay or limitation of telecommunications actions and services; (2) Installation, operation and maintenance; (3) Ways of overseeing the actions of the license-holder. In addition, the Company established, by the Ministers approval, rules as per the Company's services to its subscribers.

2.16.8 Antitrust laws

- A. The Antitrust Commissioner (in this section – "the Commissioner") declared the Company a monopoly in the following areas:
1. Basic telephone services, provision of communications infrastructure services, and transfer and transmission of broadcasting services to the public.³³
 2. Provision of high-speed access services through the access network to the subscriber.³⁴
 3. Provision of high-speed access services for ISPs through a central public telecommunications network.
- The Commissioner's declaration of the Company as a monopoly constitutes prima facie evidence of its content in any legal proceeding, including criminal proceedings.
- B. The Company has adopted an internal compliance procedure containing internal rules, guidelines and an internal reporting and control system, the purpose of which is to ensure that the activities of the Company and its employees are carried out in accordance with the provisions of the Antitrust Law.
- C. In respect of the limitations on the Company's control of DBS and the publication of the draft conditions whereby the Antitrust Authority considers the approval of the merger between the Company and DBS, see Section 1.1.2.
- D. As part of the approval of the merger of the Company and Pelephone on August 26, 2004, restrictive terms were imposed, mainly prohibiting discrimination in favor of Pelephone in the supply of a product in which the Company is a monopoly, prohibiting the bundling of the supply of certain products by any of the companies when purchasing products or services from the other, and limitations on certain joint activities. On October 10, 2010, these terms were amended, removing some of those relating to joint marketing.
- E. On September 12, 2010, the merger of Walla and the Company was approved following the Company's acquisition of Walla shares, on terms that restrict discrimination in favor of Walla vis-à-vis its competitors.
- F. On October 11, 2011, the Antitrust Authority informed the Company that the Commissioner was considering issuing a ruling in accordance with his powers under Section 43(A)(5) of the Antitrust Law, that the Company had abused its position in contravention of the provisions of Section 29A of the Antitrust Law. The notice stated that the Commissioner is considering stipulating that the Company refused to provide transmission services for the provision of telephony and Internet services to Cellcom and Partner. The Commissioner's notice further states that before making his decision, the Company is given the opportunity to present its case in writing. It should be noted that as of October 2010, in accordance with the decision of the Ministry of Communications, the Company provides infrastructure and transmission services to both Cellcom and Partner.
- G. On February 11, 2013, the Antitrust Authority informed the Company that the Commissioner was considering issuing a ruling under his powers pursuant to Section 43 (A)(5) of the Antitrust Law, to the effect that the Company had abused its position in contravention of the provisions of Section 29A of the Antitrust Law in that it had adopted a prohibited practice of margin squeeze or price squeeze in connection with a campaign in which it had offered new subscribers a fixed telephone line plus 200 minutes of free calls to fixed line destinations for NIS 19.90 a month. The Commissioner contends that given that the internet access infrastructure service is a critical input for the supply of internet-based telephony services, then the price set by the Company places competitors who wish to offer this service at a disadvantage, as the price of the critical input for supply of the service (NIS 25 for an NDSL internet line only) is higher than the price of the final service which the Company offered its customers. On May 9, 2013, the Company presented its position during the hearing. In accordance with the Company's position, it behaved lawfully and with the Ministry of Communications' approval, and there is no room to publish the determination under consideration.

³³ Declaration of July 30, 1995.

³⁴ On November 10, 2004, the Commissioner split the declaration of December 11, 2000 on Internet access infrastructure into two separate declarations (Declarations 2 and 3).

2.16.9 The Telegraph Ordinance

The Telegraph Ordinance regulates the use of the electromagnetic spectrum, and applies, inter alia, to the Company's use of radio frequencies as part of its infrastructure. The set-up and operation of a system that uses radio frequencies is subject, under the Telegraph Ordinance, to grant of a license, and the use of radio frequencies is subject to the designation and allocation of a suitable frequency. The Telegraph Ordinance imposes license fees and fees for the designation and allocation of frequencies.

The Government deals with the shortage of radio frequencies for public use in Israel (among other reasons, due to the allocation of a large number of frequencies for security purposes), by limiting the number of licenses granted for the use of frequencies on the one hand, and by increasing the fees payable for allocation of frequencies, on the other.

2.16.10 Setting up communications facilities

A. General

The National Outline Plan for communications, NOP 36 (within the Green Line) and NOP 56 (in the Administered Territories), were designed to regulate the deployment and manner of set-up of communication facilities in a way that would ensure coverage for transmitting and receiving radio, television and wireless communications, while avoiding radiation hazards and minimizing the damage to the environment and the landscape, and also to simplify and increase the efficiency of the processes involved in setting up the facilities.

The classification of the facilities according to their technical variables and physical dimensions, which affect the determination of safety ranges for protection against the effects of radiation and the extent to which they protrude on the landscape, determine which facilities will be included in Part A of the Plan and which in Part B of the Plan.

The Company has erected and is erecting broadcasting facilities and wireless communication facilities for providing broadcasting services to the Company's customers, and uses wireless facilities, mainly for providing services to areas that are not connected to the fixed-line communications infrastructure (remote areas or new towns).

B. NOP 36A

1. Part A of NOP 36 deals with guidelines for erecting small and miniature broadcasting installations.
2. The Company has obtained building permits for most of the small broadcasting installations in accordance with NOP 36A. From time to time, a need arises to add broadcasting installations which require that building permits be obtained in accordance with NOP 36A.
3. Given the exemption granted under the orders of the Planning and Construction Law and of the Communications Law, the Company believes that it is not obliged to obtain building permits for miniature broadcasting installations, which are "wireless access facilities" under those laws.
4. In January 2008, the Planning Administration issued a draft amendment to NOP 36A (NOP 36/A/1), with the aim of changing the guidelines for the licensing of small and miniature broadcasting installations. The draft cancels the definition of a miniature broadcasting installation and changes the definition of a small broadcasting installation. In addition, different licensing tracks are defined (fast and standard), depending on the location and the public safety range of each installation. In these tracks, indemnification arrangements (of differing amounts) are set for claims for compensation under Section 197 of the Planning and Construction Law.

The change of definition of small broadcasting installations and large broadcasting installations, presents practical difficulties which could impede the Company's ability to provide the public with some of the services it is required by law to provide.

NOP 36/A/1 has not yet been approved by the government, and there is no certainty as to the final text that will be approved.

C. NOP 36B

Part B of NOP 36 contains guidelines for setting up large broadcasting facilities. In the January 2008 draft plan (which was presented to the government for approval in August 2010), the definition of a large broadcasting facility was changed so that the licensing of broadcasting facilities which prior to the proposed amendment were classified as large, would be according to NOP 36/A/1 (if and when approved), which does not include transition provisions for an abridged licensing proceeding. The change in definition for small and large broadcasting facilities presents practical difficulties which could impede the Company's ability to provide the public with the services it is required by law to provide.

The January 2008 draft contains a transition provision which is expected to allow grant of a license for existing broadcasting installations even if they do not meet the requirements of NOP 36B, subject to certain terms and restrictions, provided that they are in compliance with the safety restrictions described in the Plan. The January 2008 draft also proposes to include a provision requiring the license applicant (including for existing sites) to provide the local committee with a deed of indemnity for compensation under Section 197 of the Planning and Construction Law, if a court rules against the committee.

NOP 36B has not yet been approved by the government and there is no certainty as to the final text that will be approved.

The Company's assessments concerning the effect of the amendments to NOP 36 (Parts A and B) on the Company's operations and performance are forward-looking information. These assessments may not materialize, or may materialize significantly differently than foreseen, in part depending on the final text of the relevant NOP 36. As mentioned above, at this stage, before publication of the final text of the NOP, the Company is unable to estimate the full impact of the amendments on the Company.

D. In respect of radiation permits for communications and broadcasting facilities, see Section 2.15

E. NOP 56 – Communications facilities in the Administered Territories

NOP 56 came into force in June 2008, and regulates the manner of erection and licensing of communications facilities in the Administered Territories. The Plan contains transition provisions for facilities erected with a permit for small installations.

The Plan also includes a requirement for production of a communications license and receipt of the consent of the Commissioner of Government Property at the Civil Administration.

The Company has arranged the licensing for 76 installations in the Administered Territories, and is in the process of licensing five additional installations in the Administered Territories.

2.17 Substantial Agreements

The following is a brief description of substantial agreements outside the normal course of the Company's business, which were signed in the reporting period and/or which are in force.

2.17.1 Agreements relating to debentures (Series 5, 6, 7 and 8) issued by the Company - for details, see Note 11 to the 2013 financial statements and Section 7 to the Board of Directors' report.

2.17.2 Real estate

A. Asset transfer agreement between the Company and the State, January 31, 1984

An agreement between the State and the Company, under which the Company was granted the State's rights in assets which the Ministry of Communications used for providing telecommunication services, and the Company assumes the rights of the State in those assets and for the obligations and liabilities relating to those rights immediately prior to implementation of the agreement. Moreover, under this agreement, the State's rights, powers, obligations and duties, as well as the contracts and transactions that were in force for telecommunications services immediately prior to application of the agreement, were transferred to the Company.

- B. Settlement agreement dated May 15, 2003 between the Company and the State and Israel Lands Administration, in the matter of rights relating to real estate
See Section 2.7.4C.

- C. Agreement between the Company and the Postal Authority dated June 30, 2004

An agreement between the Company and the Postal Authority to define and regulate the rights of the Company and the Postal Authority in their joint assets. The agreement listed the joint assets and defined the part of each party in them. It was determined that each of the parties shall have exclusive rights in its parts, except for the matter of rights in common property, building rights or rights for which there is an explicit other determination. The agreement determines, among other things, a mechanism of right of refusal if a party wishes to make a sale transaction and a priority right for a rental transaction. For a number of additional properties, the party with exclusive rights in them, in whole, will be one named party.

2.17.3 Sundry agreements with DBS and its other shareholders

See Section 5.18.4.

2.17.4 Employment agreements

- A. A comprehensive pension agreement dated September 21, 1989, between the Company, the Histadrut and the joint representation of workers committees, and Makefet Fund – Center for Pension and Compensation Cooperative Association Ltd, provides a full and autonomous arrangement in everything relating to the pension insurance of Company employees. The agreement applies to all transferred employees (who were transferred from the Ministry of Communications to the Company), to all of the members of the cumulative pension fund who are employed by the Company on the date of execution of the pension agreement, and to all of the permanent and temporary employees of the Company, with the exception of special employee groups (students, employees under personal contracts or employees working according to another, alternative arrangement).

- B. Special collective agreement for early retirement dated November 23, 1997, as amended and extended on September 4, 2000, March 18, 2004, April 17, 2005 and June 28, 2005, between the Company, the Histadrut and the Union.

A collective agreement for early retirement of employees in a pension track and an increased compensation track, under which Company employees retired in the past. The agreement of December 2006, which is mentioned in Subsection F below, is based, inter alia, on this agreement. For information on this matter and on the matter of early retirement, see Note 14 to the 2013 financial statements.

- C. Agreement to affirm rights dated September 4, 2000 between the Company, the Histadrut and the Union.

A special collective agreement relating, inter alia, to affirmation of the rights of the transferred employees (who were transferred from the Ministry of Communications to the Company). This agreement affirms the rights of the transferred employees to any pension right to which they were entitled by power of their being former civil servants, under the Company's pension agreement, adopted by the Company as part of its pension agreement. Under this agreement, these rights become "personal rights" which cannot be cancelled except by a waiver of personal rights under law (in other words, by personal waiver by the employee himself or herself).

- D. Generation 2000 agreement dated January 11, 2001 between the Company, the Histadrut and the Union

Following an amendment in July 2000 to the Hiring of Workers by Human Resource Contractors (Amendment) Law, 2000, a special collective bargaining agreement was signed on January 11, 2001 for hiring new employees and stipulating the terms of their salaries. The agreement applies to new employees and to employees who were previously employed at the Company through human resource companies, in positions listed in the appendix to the agreement (customer service representatives at call centers, administrative workers, typists, warehouse employees, secretaries, mail sorters and distributors etc., and similar administrative workers such as porters, drivers, forklift operators and others). Under the special collective agreement of December 2006, it was agreed that the Generation 2000 agreement would not apply to such employees who were hired by the Company after July 1, 2006. It was also agreed to insert minor amendments into the terms of employment of workers hired under the Generation 2000 agreement.

- E. Agreements with alternative entities that replaced the Makefet Fund in everything relating to early retirement arrangements of Company employees

On April 17, 2005 a special collective agreement was signed between the Company, the Union and the Histadrut, concerning an arrangement with a replacement for the Makefet Fund for all matters relating to early retirement arrangements for Company employees.

Subsequently, in 2005 the Company entered into an agreement with Harel Insurance Company Ltd., regulating pension payments in respect of early retirement and provisions for old-age and survivor pensions, for employees who retired from the Company in accordance with the September 2000 special collective agreement for retirement as amended on March 18, 2004 and April 17, 2005. The period of this agreement ended at the end of 2013, and the Company is currently in the process of entering into a new agreement with another insurance company. Accordingly, on February 12, 2014, a new special collective agreement was signed between the Company, the Union and the Histadrut in respect of the continuation of such pension payments through another insurance company.

- F. Special collective agreement from December 2006 and its amendment of December 2010 See Section 2.9.4

2.17.5 Management agreement

For details about the updated agreement between the Company and Eurocom Communications Ltd., under which the Company is granted regular management and advisory services in consideration of NIS 5.524 million per year, see the immediate report dated May 7, 2013, and the amending report dated June 10, 2013 (convening a special general meeting), which is cited by way of reference.

2.18 Legal Proceedings

The Company's reporting policy is based on qualitative and quantitative considerations. The Company decided that the bar of quantitative materiality would be events affecting the Company's net profit by 5% or more according to the latest annual consolidated financial statements. Accordingly, this section describes legal proceedings for NIS 120 million or more³⁵, which account for approximately 5% of the pretax profit according to the 2013 financial statements (approximately NIS 90 million of the net profit), and legal proceedings in which the amount claimed is not stated in the statement of claim, except in the case of a claim which, prima facie, does not reach the above amount bar (and all unless the Company believes the claim has other aspects and/or implications beyond its monetary amount). In respect of class actions, it should be carefully noted that filing class action suits in Israel does not incur payment of fees that derive from the amount of the claim. Therefore, the amounts of the claim in this type of claims may be significantly higher than the true extent of exposure for such claims

³⁵ For reviewing claim amounts vis-à-vis this bar, the amounts were linked to the CPI. The amounts noted in this section are the original amounts (without linkage differentials). On the matter of the bar, where similar proceedings take place against a number of companies in the Group, the amount of the claim might be reviewed cumulatively in respect of all the proceedings together. In addition, it is clarified that if certain proceedings relate largely to the same legal or factual issues, or it is known that such issues are reviewed or considered together, then for setting the bar of quantitative materiality as noted in these sections, the amount involved was examined in all those proceedings together.

Pending proceedings

	Date	Parties*	Instance	Type of Proceeding	Description	Original Amount of the Claim (NIS in million)
A	February 2002**	The Histadrut (on behalf of all Company employees) vs. the Company	National Labor Court	Appeal to the sentence of the District Court (Jerusalem) (by both the Histadrut and the Company).	Claim to recognize the on-call fee component as part of the hourly fee for calculating overtime and redemption of annual vacation pay. In November 2012, the court approved the claim, and the State and the Company appealed the ruling at the National Labor Court. An appeal was also filed by the Histadrut in respect of the limitation period determined	***
B	2003	The Company vs. the Makefet Fund	District Labor Court (Tel Aviv)	Claim for compensation in respect of breach of agreement	The Company claims compensation in respect of breach of agreement between the Company and the Makefet Fund in the matter of calculation of the cost of early retirement of employees who were transferred to the Company from the Ministry of Communications.	280
C	1. May 2005	Individuals vs. the State of Israel, Israel Broadcast Authority and the Company	District Court (Tel Aviv)	Damages claims - Hillel Station	Claim for damage to property and finances and physical injury, caused, according to the claim, as a result of prohibited radiation from the Hillel broadcasting station.	Approximately 23
	2. December 2012	Individuals vs. the State of Israel, the Israel Broadcast Authority and the Company	District Court (Center)	Damage to property and finances claim Body injuries claim	It should be noted that at the end of 2013, the Company discontinued its broadcasts from the station as requested by the State and the Israel Broadcast Authority, and from that date the site is no longer used for broadcasting. The court ruled that the statute of limitations applies to part of the periods included in the claim. In July 2013, the court dismissed in limine (due to the statute of limitations), 21 out of 31 of the claims included in the claim, but in October 2013 the ruling was appealed.	
D	November 2006	Customer vs. the Company	District Court (Tel Aviv)	Monetary claim, including a request to recognize it as a class action	It was argued that the Company illegally charged money upon disconnection due to failure to make payments.	189
	February 2011	Customer vs. the Company (the same plaintiff as in the previous row)	District Court (Center)	Monetary claim, including a request to recognize it as a class action	Request to return payment for "ancillary services" for the period when the line was disconnected (this claim is linked to the claim in this row, and was filed by the same plaintiff). On March 28, 2012, the court dismissed both the request and the claim in limine. On May 8, 2012, the plaintiff filed an appeal. However, on February 26, 2014, the plaintiff renounced the appeal, thus ending the proceedings.	44

	Date	Parties*	Instance	Type of Proceeding	Description	Original Amount of the Claim (NIS in million)
E	February 2012	Claim against the Company, Pelephone and two other additional cellular companies	District Court (Jerusalem)	Action and request to approve it as a class action	The plaintiffs alleged that the Respondents do not offer the handicapped members of the public accessible handsets and services in a fitting manner, and that they are therefore in breach of the law and the regulations. In January 2014, a decision was reached with the consent of the parties whereby the claim will be discussed together with another claim on the same matter, which was filed against other communication companies.	361
F	July 2012 November 2012 (Two claims that were unified)	Two shareholders vs. Company officers (including those who are no longer in office)	District Court (Tel Aviv, Economic Department)	Derivative claim and request to approve a derivative claim Declarative reliefs	It was argued that members of the Board of Directors were in breach of their duty of caution and fiduciary obligations towards the Company, by approving loans that were not used for the Company's benefit and were designated for the distribution of dividends, and were therefore in a conflict of interests. Alternatively, the Plaintiff alleges that the resolutions passed by the Board of Directors with respect to the aforementioned loans created a tax exposure for the Company due to the fact that the financing expenses are not recognized for tax purposes. Inter alia, declarative relief was requested for nullification of loans taken by the Company from the date of the change of control therein, and restitution of dividends by the Company's controlling shareholder.	900, one claim 2,640 (net) in the other
G	April 2013	Shareholder vs. the Company and the Company's Controlling Shareholder, B Communications Ltd.	District Court (Tel Aviv, Economic Department)	Declarative relief claim	The court was requested to declare that the controlling shareholder of the Company has a personal interest in the distribution of dividends distributed in 2013 with the approval of the general meeting, and to instruct the Company to publish information and documents, and to summon economy experts whose opinions were published by the Company.	***
	June 2013	Shareholder (the same shareholder that filed the claim in April 2013) vs. the Company and the (indirect) controlling shareholder of the Company, Eurocom Communications Ltd.	District Court (Tel Aviv, Economic Department)	Declarative relief claim	Request for a declarative ruling determining that the general meetings of the Company's shareholders dated April 24, 2013 and June 13, 2013 were unlawfully managed, and that the form of remuneration determined and approved in the Company's general meeting dated June 13, 2013 relative to the services of four Company directors (as part of the management agreement with Eurocom) is unlawful.	***

* Part of the proceedings were originally filed also against additional defendants that were deleted later on from the proceedings. The parties indicated in the table are according to the current situation.

** Several additional individual claims by employees and former employees are pending against the Company, concerning the recognition of various wage components as components for the purpose of calculating various payments, and claims in respect of overtime and other causes (it is noted that some of the causes in these claims are not included in the claim described in row A).

*** The amount of the claim is not indicated, or the claim is not a financial claim.

Legal proceedings that ended in the reporting period or by the date of publication of the report

	Date of Filing of the Claim	Parties*	Instance	Type of Proceeding	Description	Original Amount of the Claim (NIS million)
A	2000	Company Pensioners vs. the National Labor Court and the Company	Supreme Court	Petition to the Supreme Court	Petition to the Supreme Court in respect of the ruling on appeal by the National Labor Court that approved the postponement of the claim against the Company for a declarative relief concerning the manner of defining the determining work wages for retirements purposes and payments upon retirement. The petition was rejected in July 2013.	*
B	July 2010	Customer vs. the Company	District Court (Center)	Monetary claim	Class-action suit relative to the subscription to monthly calls plans which, according to the plaintiff, caused losses to the customers. In August 2013, a settlement was reached in this case for an amount of NIS 6.5 million.	"Tens of millions of NIS"
C	April 2011	Customer vs. the Company	District Court (Tel Aviv)	Action and request to approve it as a class action.	It was alleged that the Company does not include call records in the phone bill it sends to its subscribers. In April 2013, there was a ruling approving withdrawal from the petition.	127
D	July 2011	Private Holders of Series 5 Debentures vs. the Company	District Court (Tel Aviv) (Financial Division)	Requests to oppose the distribution of dividends	Near the date of distribution of some of the portions of the distribution that does not uphold the profit test carried out by the Company between the years 2011-2013 (see Section 1.3.2), private holders of Company debentures (Series 5) filed requests to oppose or semioppose the distribution. Such requests were rejected or removed.	**
E	October 2011	Customer vs. the Company	District Court (Tel Aviv)	Action and request to approve it as a class action	It was alleged that the Company unlawfully broadcasts its own advertising for subscribing to the service on the Music on Hold (MOH) platform. In October 2013, the court approved an agreed-upon request to withdraw from the request to approve the claim as a class-action, and to reject the personal claims of the plaintiffs against the Company.	200

* Declarative relief claim.

** Opposition to the distribution.

Legal proceedings against affiliated companies that are not in the segment of operations

Date	Parties*	Instance	Type of Proceeding	Description	Original Amount of the Claim (NIS in million)
January 2014	Claim against Coral-Tell Ltd. (subsidiary of Walla) and against two subsidiaries of Coral-Tell Ltd.	District Court (Jerusalem)	Action and request to approve it as a class action	It was alleged, inter alia, that the customers browsing the "Costumer Review" section in the Internet website maintained and operated by two of the defendants were misled, which stemmed, according to the plaintiff, from the manner of classification of the reviews published in the section.	1,500

2.19 Business Goals and Strategies

2.19.1 Forward-looking information

The following review of Company strategy includes forward-looking information as defined in the Securities Law, and involves assessments about future developments in the economy in general relating to customer behavior and needs, the pace of adoption of new services, technological changes, regulatory policy, marketing strategies of competitors, and the effectiveness of the marketing strategy of the Company.

The Company's strategy and the business objectives stemming from it are based on internal research, secondary sources of information, and primarily – the reports of research companies, publications about the activities undertaken by similar communications operators in Israel and around the world, and the work of consultants who assist the Company.

Nevertheless, it is far from certain that the strategy and the main activities described here will actually be implemented or implemented in the way described. The circumstances that could lead to non-implementation of the strategy or even its failure, lie in the general condition of the economy, frequent technological changes, regulatory constraints, the formation of a sustainable business model for new services that the Company intends to provide, and a superior marketing strategy by competitors. In addition, a change in ownership of the Company could result in a change in its strategy and its business objectives.

2.19.2 Strategy summary and intentions for the future

A. Vision and purpose

The Company's objective is to be a market leader in the domestic and business arena and to provide the customer with a total communications solution. In the private sector the Company provides such solutions for the home; in the business sector the Company provides a smart network over which a range of advanced services operate.

Objective: To maintain the Company's competitive position and continue being the customer's first choice in telephony, Internet and Data.

To attain this goal, the Company has set itself a number of challenges:

1. Preserving its leadership position in an environment of intensifying competition (service leader, reinforcement of perceived values – innovative products, reliability);
2. Encouraging the recruitment of new customers and reinforcing loyalty among existing customers;
3. Creating new sources of revenues by launching new services and products;
4. Ongoing adaptation of the organization to the competitive environment and operational excellence.

B. Means

To implement this strategy and attain these objectives, the Company uses and will continue to use the following means:

Business customers

Diverse bundles of products and services that meets the business needs of the customer;

Total solution according to customer needs, while applying a strategy of commitment to service quality and availability;

Encouragement of customer to migrate from basic services to managed solutions for organizational and inter-organizational connectivity.

Private customers

Higher bandwidth in the packages sold to customers, and sale of advanced products and services over the NGN;

Supply of differential charging plans to suit customer needs;

Strengthening the positioning of the Company's telephony services, with emphasis on advanced applications and the penetration of advanced terminal handsets.

Leveraging Group assets to provide customers with a comprehensive communications solution.

Network

In order to attain its strategic objectives, the Company is working on improving the existing network and adapting it to its business goals, including the deployment of optical fibers and by investing in the core of the network. See also Sections 2.6.5B and 2.7.2 in respect of the NGN.

2.19.3 Development trends in the company's business

- A. The Company is working to increase the data-transmission rates in the services it provides to its customers. Its marketing initiatives are aimed at migrating customers to faster Internet speeds. For its business customers, the Company is also launching transmission and data-communication services at high speeds and in a range of interfaces and managed services.
- B. The Company is working to continue integrating into IP applications. To achieve this, it has established an IP network to serve as a platform for the services it provides today and those it intends to provide in the future.
- C. The Company markets fixed-line and wireless home network services for surfing from a number of computers simultaneously, as well as additional services (Bphone, Bcloud, Free Wi-Fi).
- D. The Company has launched a range of charging plans for telephony services alongside its basic tariff structure, so as to increase the extent of use of its services and provide a variety of offerings based on the needs of the customers.
- E. The Company markets bundles that include additional services to those that the Company provides to its customers (in this matter, see Section 1.6.2.B).

2.19.4 Main projects – planned and in progress

At the end of 2013, the Company has completed deployment of the NGN almost everywhere. With regard to the Company's deployment of an optic network as close as possible to the customer's premises, see Section 2.7.2.

The Company is also developing and implementing advanced computer systems, among them a management system for the engineering network, and an order and delivery management system.

2.20 Outlook for Developments in the Coming Year

In the coming year, the Company will continue to significantly deploy the fiber-optic network to the home and building (FTTH/B). The rate of deployment is expected to continue to be high in coming years. In this matter, see also Section 2.7.2.

2.21 Risk Factors

The market in Israel, in which the Company operates, is essentially stable. Nevertheless, there are risk factors stemming from the macroeconomic environment, from the unique characteristics of the industry in which the Company operates, and risk factors that are unique to the Company, as described in the following sub-sections:

2.21.1 Competition

Competition in domestic fixed-line communications has intensified in the past few years, both from other domestic operators, headed by HOT (which holds a general license), and from cellular and other communications operators (which hold special licenses). It is possible that there will be competition also from potential infrastructure owners (see Section 2.6), and competition against the Company on the Company's infrastructures, on the conditions and prices determined by the regulator and not as commercial conditions determined in negotiations.

This has led to the churn of some of the Company's customers and lowering of prices for part of the Company's services and to a rise in the costs of acquiring new customers and retaining existing ones.

The entities competing with the Company at present or those that might compete with it in the future, benefit from greater business flexibility than the Company, including the ability to cooperate with subsidiaries and affiliates for marketing joint packages of services (see Section 1.6.2). The ability of HOT to offer such packages ("Triple Play" and even more) with tariff flexibility compared with the limitations that prevent the Company from doing the same, harms the Company's ability to compete.

2.21.2 Government supervision and regulation

The Company is subject to government control and regulation relating, among other things, to the licensing of operations, setting permitted areas of operation, setting tariffs, operation, competition, payment of royalties, providing universal service, holding its shares, relations between the Company and its subsidiaries and a ban on ceasing or limiting its services (which could oblige the Company to provide services even in circumstances which are not economically worthwhile) – for details, see Section 2.16. This control and regulation result at times in government intervention that the Company believes burdens its business activities. Within this framework the Company is exposed to the imposition of various sanctions by the Ministry of Communications, including financial sanctions (see Section 1.6.3.G).

In addition, the Minister of Communications has the authority to change the Company's license. Significant changes in the regulatory principles applicable to communications in general, and to the Company in particular, could oblige the Company to make changes in its strategic plans, and harm its ability to plan its business activities for the long term. On possible changes following the competition expansion policy document, see Section 1.6.3.A. For possible restrictions on the renewal of licenses and allocation of new licenses by virtue of the Concentration Law, see Section 1.6.3I.

2.21.3 Tariff regulation

The Company's tariffs for its main services (including interconnect fees) are subject to government control and intervention (see Section 2.16.1). On average, the Company's controlled tariffs erode in real terms. Significant changes in controlled tariffs, if implemented, could have a materially adverse effect on the Company's business and results. Regarding the uncertainty about continuing the updating arrangement for the Company's controlled tariffs – see Sections 1.6.3 and 2.16.1. Furthermore, the limitations applicable to the Company in marketing alternative tariff packages could create difficulties for the Company in offering an appropriate competitive response to changes in the market. In the context of the application of a wholesale market, the Ministry of Communications has the power to set the price for which the Company will sell its services to license holders. The application of low prices may adversely affect the Company's revenues and profits.

2.21.4 Labor relations

The Company's implementation of human resources and organization plans (including retirement plans and restructuring), involves coordination with the workers and significant costs, including compensation for early retirement. The processes of implementation of such plans are liable to cause unrest in labor relations and to be damaging to the Company's regular activities – see also Sections 2.9.3 and 2.17.4.

2.21.5 Limitations on relations between the Company and companies in the Bezeq Group

Structural separation - The Company's general license obliges it to ensure that its relations with its main investees in the Group do not result in preferring them over their competitors. Separation is required between the managements of the Company and those companies, as is separation between the business, financial and marketing systems, assets and employees, which causes duplication and high administration overheads. In addition, the Company is limited in its ability to offer joint service bundles with those companies (see Section 1.6.2). In view of the entry of companies into direct competition with the Company based on the provision of a bundle of services to the customer and the option of providing wholesale services for offering customers end-to-end services, the risk that this factor will affect the Company's operations has increased. Nonetheless, on the matter of the possibility that in the future the Group will be granted a permit to provide non-divisible bundles of services, on the cancellation of the structural separation, and on possible additional changes following the development of a competition policy document, see Section 1.6.3.A.

2.21.6 Legal proceedings

The Company is a party to legal proceedings, including class actions, which could result in it being ordered to pay significant sums, most of which cannot be estimated, and therefore, no provisions have been made in the Company's financial statements for most of them. In addition, the Company's insurance policies are confined to cover limits and to certain causes, and might not cover claims for certain types of damages.

In recent years, class actions against large commercial companies have become more numerous and severe. By their very nature, class actions may reach substantial amounts. In addition, since the Company provides communication infrastructures as well as billing services to other licensees, parties suing those licensees in other class actions are also likely to try to involve the Company as a party to such proceedings. For a description of legal proceedings, see Section 1.1.

2.21.7 Exposure to changes in exchange, inflation and interest rates

The Company measures exposure to changes in exchange rates and inflation by the surplus or deficit of assets against liabilities, based on the type of linkage. The Company's exposure to changes in currency exchange rates against the shekel is low. The Company's exposure to inflation rates is high, and therefore the Company takes steps to cover part of the inflation exposure. In addition, the Company has exposure to changes in the interest rates in relation to its borrowings. On this matter, see also Note [28] to the 2013 financial statements.

2.21.8 Electromagnetic radiation and licensing of broadcasting facilities

The subject of the electromagnetic radiation emitted from broadcast facilities is regulated mainly in the Non-Ionizing Radiation Law (see Sections 2.15 and 2.16). The Company is working to obtain permits to set up and operate its various broadcasting installations; however, the difficulties it faces in this area, including difficulties stemming from the change in policy by relevant entities and amendments to statutes and standards, could impact adversely on the infrastructure of these installations and on the regularity of provision of services using them, and as a result, on the Company's revenues from these services. The Company's third-party liability policy does not currently cover liability for electromagnetic radiation.

2.21.9 Frequent technological changes

The communications sector is characterized by frequent technological changes and by the shortening of the economic lifespan of new technologies - see Section 2.1.4. The significance of these trends creates a need to invest numerous resources in technology upgrades, lower entry barriers for new competitors, increase in depreciation rates, and in certain cases, redundancy of technologies and networks owned by the Company, the cost of investment in which is still recorded on its balance sheets.

2.21.10 Dependence on macro-factors and on levels of business activity in the economy

Stability in the financial market and the strength of economies in countries around the world, have recently been subjected to high volatility. So far, the Israeli economy has displayed economic resilience, reflected in further economic expansion, maintaining low levels of unemployment and inflation rates within government targets. Nevertheless, the growth of the national deficit, rising housing prices and uncertainty in the political and defense arenas cast doubt over a continuation of these trends. The Company estimates that if the local market slides once again – following external or internal events – into a slow-down and a worsening of business activity, then its business results will be harmed, inter alia, as consequence of poorer revenues (including revenues from affiliates) and the difficulty in selling its real estate assets or due to an increase in the Group's finance costs.

2.21.11 Failure of Company systems

The Company provides services using various infrastructure systems that include, among others, exchanges, transmission, data communication and access systems, cables, computerized systems and others. Some of the Company's systems have backups, but nevertheless, damage to some or all of these systems, whether due to a technical fault or natural disaster (earthquake, catastrophe, fire), whether due to malicious damage (including cyber-attacks and penetration of viruses), could cause extreme difficulties in providing service, including if the Company is unable to repair the systems.

It is noted that a significant part of the Company's activities (consolidated) are in its subsidiaries/affiliates. The risk factors of these companies and the assessments of their managements as to the risk factors, are described in Sections 3.20, 4.17 and 5.21.

The following table rates the effects of the risk factors described above on the Company's activities, in the estimation of its management. It is noted that this assessment of the extent of the impact of a risk factor reflects its extent assuming it is realized, and does not assess or give weight to the likelihood of its realization. The order in which the risk factors appear above and below is not necessarily according to the rate of risk.

Summary of Risk Factors - Domestic Fixed-Line Communications³⁶

	Extent of Risk Factor's Impact on Company Activities		
	Major	Moderate	Minor
Macro risks			
Exposure to changes in exchange, inflation and interest rates			X
Dependence on macro factors and on levels of business activity in the economy		X	
Sector risks			
Increasing competition	X		
Government supervision and regulation	X		
Tariff control	X		
Electromagnetic radiation / Licensing of broadcasting facilities		X	
Frequent technological changes		X	
Risks unique to the Company			
Exposure in legal proceedings		X	
Difficult labor relations		X	
Limitations on relations between the Company and companies in Bezeq Group	X		
Failure of Company systems	X		

The information included in this Section 2.21 and the assessments regarding the impact of the risk factors on the Company's operations and business constitute forward-looking information as defined in the Securities Law. The information and assessments rely on data published by the Ministry of Communications, the Company's assessments of the market situation, its competitive structure, and possible developments in this market and in the Israeli economy. Actual results may differ significantly from these assessments if a change occurs in one of the factors taken into account in making them.

³⁶ It is clarified that the Group companies' assessments of the impact of the risk factors in the table (in this section and in Sections 3.20, 4.17, and 5.21) did not estimate the probability of the realization of the risk factor but rather, the impact of the risk factor on the relevant company should it be realized. It is also noted that some of the Group companies make estimates of the probability of the scenarios of some of the risk factors mentioned in these sections for certain internal needs of their own, but no orderly estimate is made at the Group level of all the risks listed in the summary tables in these sections.

3. Pelephone – Mobile radio-telephone (cellular telephony)

3.1 General Information on the segment of operations

3.1.1 Pelephone's segment of operation

Pelephone provides cellular communications services and sells and services terminal equipment. Pelephone's services are described more fully in Section 3.2. Pelephone is wholly owned by the Company.

3.1.2 Legislative and regulatory restrictions applicable to Pelephone

A. Communications laws and the cellular license

Pelephone's operations are regulated and controlled under the Communications Law and subsequent regulations, the Wireless Telegraph Ordinance, and the cellular license. The cellular license prescribes conditions and guidelines that apply to Pelephone's activities, (for details, see Section 3.15.2).

B. Tariff control

The interconnect fees (supplementary call and text message (SMS) fees collected by Pelephone from other operators) are fixed in the Interconnect Regulations. The other tariffs collected by Pelephone from its customers are not controlled, but the types of payments it can collect from its subscribers and the mechanisms for setting regulated tariffs, are regulated in the license (see Section 3.15.2).

C. Environmental laws and planning and construction laws

The set-up and operation of a wireless communication infrastructure, including cellular communications, is subject to the provisions of the Non-Ionizing Radiation Law and the required Ministry of Environmental Protection permits, and the provisions of planning and construction laws (see Section 3.14.1).

3.1.3 Changes in the volume of operations in the segment

For financial data regarding the volume of Pelephone operations, see Section 3.3.

Revenue from mobile radio telephony

In view of the increased competition (see Section 3.1.9), since 2012 the service costing method in the cellular market changed significantly. The companies have switched from charging for actual use or selling limited communications packages, with additional charge for exceeding package services, to offering unlimited packages. The accelerated competition and change in communication package format has led to a significant decline in average revenue per subscriber and higher churn rates. This trend continued in 2013.

Average revenue per subscriber (ARPU) during the reporting period declined by 9% which, together with an increase in use of services, is reflected in an increase in the monthly average minutes per user (AMPU), an increase in the number of SMS messages sent and a significant increase in data communications usage. Such intensified competition also led to an increase in subscriber churn rate. The customer retention measures adopted by Pelephone have led to ARPU erosion.

Revenue from sale of terminal equipment

Over the past two years multiple stores have opened selling terminal equipment which has led to a decline in the sales of cellular handsets and terminal equipment by the cellular operators. Pelephone's revenue from terminal equipment in 2013 amounted to NIS 1,001 million, constituting 26% of its total revenues compared with revenues in 2012 of NIS 1,207 million, constituting 27%. The decrease in terminal equipment sales has led to a decrease in trade receivables as well as a decline in trade payables to terminal equipment suppliers.

3.1.4 Market developments and changes in customer characteristics

The cellular market growth rate is lower due to penetration rate³⁷ saturation. Penetration rate at December 31, 2013 is 124%

3.1.5 Technological changes than can affect the segment of operation

The cellular communications market is dynamic with frequent technological developments in all areas of operation (handsets, network technologies and value added services). These developments impact the segment of operation on a number of levels:

A. Establishment of cellular networks using advanced technologies

Terminal equipment technology developments and the desire to widen the range and quality of services they offer, require the cellular operators to periodically upgrade their network technologies. The cellular networks in Israel primarily operate 3.5G UMTS/HSPA technologies. In addition to its UMTS/HSPA network, Pelephone continues to operate its outdated CDMA technology network supporting limited subscriber activity (see Section 3.7.1).

Pelephone constantly reviews new technologies that come onto the market and the need to upgrade its existing network technologies, depending on the competitiveness of the market and the economic viability of such investment.

LTE technology (Long Term Evolution) – IP based data transfer technology for transferring data at higher speeds than the existing 3.5G technologies. This technology is used by over 250 operators in more than 90 countries. In 2012 smartphones supporting this technology, such as iPhone 5, were launched on the market. In March 2012 the Ministry of Communications published a work program regarding this issue. As at reporting date there is no certainty regarding assigning and allocation of a frequency spectrum for using LTE technologies, however Pelephone believes that in the initial phase, a spectrum of 1,800 MHz frequencies will be allocated (which are currently also being used for the GSM networks). The frequency allocation and designation policies, as well as technological developments in this area, could have a material impact on Pelephone.

This assessment is forward-looking information as defined in the Securities Law, and may not materialize or may materialize in a manner different from that expected, inter alia, in the event of the formulation of a policy for designation and allocation of a suitable frequency spectrum by the Ministry of Communications and depending on such policy and further cellular network technology developments and their compatibility with the frequency spectrums available in Israel.

For information regarding the agreement between Pelephone, Cellcom and Golan Telecom for the establishment of a 4G (LTE) radio network, see section 3.6.2.C below.

B. Smartphones

The penetration of smartphones, mobile phones with integrated operating systems allowing the use of advanced applications, has led to a rise in the consumption of data transfer services while simultaneously increasing the supply of alternative applications and services to Pelephone's products and services provided by other entities.

3.1.6 Critical success factors and the changes occurring in them

A. Adapting Pelephone's cost structure and streamlining operations to enable Pelephone to confront the increased competition.

B. Nationwide deployment of an advanced high-quality cellular network, regular maintenance of the high standard network and regular substantial investments in the cellular infrastructure for quality coverage of the entire country, the basis for providing Pelephone's services, and for providing customers with the most advanced services using cutting edge infrastructures and technologies. (See also Section 3.7.1).

³⁷ Penetration rate - the ratio between the number of subscribers in the market and the total population in Israel (excluding foreign workers and Palestinians, although they are included in the number of subscribers).

- C. Diverse service and sales channels, including digital channels, enabling provision of high quality and efficient support and services for a wide range of customers, for successfully coping in a competitive market.

3.1.7 Main entry and exit barriers

- A. Main entry barriers are:

1. High penetration rate (see section 3.1.4).
2. The need for a cellular license, allocation of frequencies involving high costs and a resource in short supply (see section 2.16.9), and the regulatory control of operations applicable to the market (see Section 3.15.2).
3. The need for significant financial resources for ongoing large-scale investments in infrastructures, which are affected by frequent technological developments.
4. The difficulty involved in setting up radio sites due to regulatory restrictions and public opposition.

The main entry barriers do not apply to mobile virtual network operators (MVNO) and new cellular operators which own infrastructures and benefit from considerable easements enabling entry into the segment (see Section 3.6.2 A and D).

- B. Main exit barriers are:

1. The large investments and the time required to recoup them.
2. The commitment to provide customers with services deriving from the terms of the cellular license and agreements made in accordance with those terms.

3.1.8 Alternatives to Pelephone products

The products and services that could constitute an alternative to some of those provided by Pelephone are:

- A. Domestic fixed-line telephony and internet services.
- B. Public wireless internet hotspots using Wi-Fi technologies, which could be an alternative to cellular internet.
- C. Content services, including VoIP services (such as Viber and Skype) and texting services (such as Whatsapp) through OTT (over-the-top) providers and the Google and Apple app stores.

3.1.9 Structure of competition in the sector and changes occurring in it

- A. General

Until the end of 2011, four companies with a general license for providing cellular services operated in Israel's cellular communications market. During 2012, a number of additional cellular operators began to operate. The entry of the new operators has led to fierce competition, resulting in higher churn rates among the existing operators, severe erosion of tariffs and profit margins (for further information, see section 3.6.2A).

- B. Entry of additional operators that own and share infrastructures

Subsequent to infrastructure owning cellular operators gaining the right to receive allocation of frequencies and operating licenses in 2012, Golan Telecom began operating as a new operator and HOT Mobile began operating a UMTS network, there are at present five operators in the market that own infrastructures: Pelephone, Cellcom, Partner, Golan Telecom and HOT Mobile (in 2013 network sharing agreements were signed between HOT Mobile and Partner, and between Pelephone, Cellcom and Golan Telecom (see section 3.6.2C)).

- C. MVNO - Mobile Virtual Network Operators

Following the government's decision to encourage competition in the cellular market, to date eleven MVNO licenses have been granted to virtual operators (cellular operators that do not own infrastructures and provide services using the networks of the existing operators). Only a few holders of MVNO licenses are active in the private sector, including Rami Levy and Alon Cellular Ltd. ("Alon Cellular"). For information pertaining to Pelephone's engagement in an agreement with Rami Levy and Alon Cellular, see section 3.6.2D.

D. Marketing of service bundles by the competing cellular companies

Pelephone's main competitors – Cellcom and Partner – also operate in the internet access (as ISPs), international telephony and domestic communications sectors, and they market diverse joint service bundles (see section 1.6.1).

E. Ministry of Communications Wi-Fi policy

For information concerning the hearing and secondary hearing announced by the Ministry of Communications in October 2012 and December 2013, respectively, concerning the issue of licensing exemption for the establishment and operation of access points running on WLAN (Wi-Fi) technology frequencies see section 1.6.3.I.

For additional information about the structure of competition, see section 3.6.

3.2 Services and Products

3.2.1 Services

Pelephone provides its subscribers with comprehensive voice transmission, text transmission, data communications and advanced multimedia services. Pelephone also offers its customers, inter alia, various packages and tracks bundling various services.

Description of the services Pelephone provides for its customers:

- A. **Basic telephone services (VOICE)** – basic voice services, call completion and auxiliary services such as call waiting, follow-me, voice mailbox, voice conference call and caller ID. For information regarding changes in the volume of Pelephone customers MOU, see section 1.4.4B.
- B. **Browsing and data communications services** –internet browsing using a mobile device with maximum download speeds of 42 mbps. Pelephone also offers its customers internet browsing by means of a cellular modem.
- C. **Messaging service** – a service for sending and receiving SMS text messages and multimedia MMS messages.
- D. **Content services** - Pelephone offers its customers content services such as information and entertainment via Pelephone's internet portal, browsing services, Super TV and musix for listening to a variety of music via a mobile phone and PC, as well as video, antivirus and data backup and storage services.
- E. **Roaming services** - Pelephone offers roaming services to its UMTS/HSPA technology customers travelling to countries throughout the world by using their own personal handset, with roaming coverage in 212 countries. Pelephone also provides incoming roaming services for the customers of foreign operators staying in Israel.
- F. **Servicing and repair services** – Pelephone offers its customers a repair service for a monthly fee, entitling the customer to a warranty for the mobile handset, or for a one-time payment at the time of repair.

In addition these services, which Pelephone provides to its customers, as part of hosting agreements it provides basic voice services, internet browsing and data communication, outgoing and incoming text messaging, and roaming services for other cellular operators (HOT Mobile and Rami Levy), see Sections 3.6.2B and 3.6.2D.

3.2.2 Products

Terminal equipment – Pelephone offers its customers various types of mobile phones, on-board telephones, hands-free devices, and accessories that support its range of services. Pelephone also offers modems, laptop computers and tablets to its customers.

3.3 Revenue from products and services

Breakdown of Pelephone's revenues from products and services (in NIS millions):

Products and Services	2013	2012	2011
Revenue from services	2,808	3,261	3,637
Percentage of Pelephone's total revenue	73.7%	73.0%	65.6%
Revenue from products (terminal equipment)	1,001	1,207	1,911
Percentage of Pelephone's total revenue	26.3%	27.0%	34.4%
Total revenue	3,809	4,468	5,548

3.4 Customers

Breakdown of revenue from customers (in NIS million):

Products and Services	2013	2012	2011
Revenue from private customers	2,114	2,461	2,985
Revenue from business customers*	1,695	2,007	2,563
Total revenue	3,809	4,468	5,548

* The revenue from business customers includes revenue from hosting agreements which amounted to NIS 271 million in 2013 (NIS 129 million in 2012).

It is noted that some of Pelephone's subscribers are pre-paid customers (who pay for communication services in advance).

In addition to Pelephone's abovementioned subscribers, who are end customers actually using Pelephone's network, Pelephone provides services under hosting agreements to other cellular operators that use Pelephone's network to provide services to their customers (see Section 3.6.2B and 3.6.2D).

3.5 Marketing, distribution and service

Pelephone's distribution network includes 31 service and sales centers located around the country, which provide service, sales, repair of malfunctioning equipment or substitute equipment for faulty equipment sent for repair to a central laboratory owned by Pelephone, installation of equipment, and services for customer retention. This distribution network is reinforced with stores and stands at 47 points of sale (some of which are operated by Pelephone employees, and others by authorized dealers). In addition, Pelephone operates through an external sales network. As a rule, these dealers are paid a commission on sales.

Pelephone's subscriber service network includes its website and 10 special purpose call centers which provide information and service regarding various matters in three languages, technical support, information regarding customer billing, value added services, sales and general information.

Pelephone's sales and service network is reviewed from time to time and changes are made therein where necessary.

3.6 Competition

3.6.1 General

During 2012, further to regulatory measures adopted by the Ministry of Communications with the aim of increasing competition in the cellular telephony market, several additional cellular operators, other than the four players in the market up to that point, began operating. The entry of the new operators has led to fierce competition resulting in higher churn rates among the existing operators and to a price war which has greatly eroded prices and profit margins. These trends continued also in 2013 (for information see section 3.6.2A).

Breakdown, to the best of Pelephone's knowledge, of the number of subscribers of Pelephone and of its competitors in 2013 and 2012 (thousands of subscribers, approximate).

		Pelephone	Partner	Cellcom	Golan Telecom⁽¹⁾	HOT Mobile	MVNO⁽¹⁾	Total subscribers in market
At December 31, 2012	No. of subscribers ⁽²⁾	2,800	2,976	3,199	130	766	83	9,954
	Market share	28.2%	29.9%	32.1%	1.3%	7.7%	0.8%	
At Sep. 30, 2013	No. of subscribers ⁽²⁾	2,683	2,950	3,156	310	773	144	10,016
	Market share	26.8%	29.5%	31.5%	3.1%	7.7%	1.4%	

- (1) Golan Telecom and most of the other MVNOs are private companies which do not publish figures regarding the number of their subscribers and these figures are based on estimates.
- (2) The number of subscribers (see definition of "subscriber" in footnote (2) of section 1.4.4B - Condensed data regarding the results of Pelephone's operations) are correct as at September 30, 2013 and December 31, 2012, based on the public reports of Cellcom, Partner and HOT Mobile.

At the end of 2013 Pelephone has 2.6 million subscribers.

3.6.2 Regulatory measures and legislative amendments that increased competition in the segment

Over the past few years, the Ministry of Communications has promoted various regulatory measures for increasing competition in the cellular market. These measures have had immense impact on the structure of the market and its competition. Below is a description of the measures promoted by the Ministry in order to increase competition in the industry:

A. Entry of additional operators that own infrastructure

During 2011 HOT Mobile (previously Mirs) and Golan Telecom won a tender for allocating frequencies and licenses to cellular operators that own infrastructures. The new operators will be able to utilize the networks of existing operators for a period of up to 7 years (with a possible extension based on approval for a further three years), based on the national roaming model.

The launching of HOT Mobile and Golan Telecom operations in May 2012 immediately caused a very significant upsurge in the level of competition between all the cellular operators in the cellular market. After launching their operations, the new operators offered cellular communication packages at significantly lower prices than the packages offered by the existing cellular operators on the market prior to the launch. Pelephone, like the other cellular operators, responded to this new competition by launching new packages which reflect a substantial decline in ARPU. The primary communications packages offered in the cellular market today are unlimited packages.

As aforesaid, the increased competition led to a rise in subscriber churn, a fierce price war and substantial decline in communication package prices for thousands of existing subscribers. These trends continued also in 2013. Furthermore, the stronger competition, together with the removal of regulatory customer churn barriers (see section E) furthered the trend of new SIM only subscribers, communication packages only without the purchase of a handset.

Pelephone expects these trends to continue in 2014, leading to further erosion of revenues and profitability. Pelephone is introducing streamlining measures in an effort to reduce the impact on profit margins.

Pelephone's foregoing estimates are forward-looking information, as defined in the Securities Law. These estimates may not materialize, may materialize in part or in a manner materially different from that forecast.

B. Domestic roaming agreements

In November 2011, Pelephone signed an agreement with HOT Mobile under which HOT Mobile will acquire domestic roaming services for its subscribers from Pelephone, via Pelephone's UMTS/HSPA network. The period of the agreement is until December 31, 2014.

In December 2013, the agreement between Pelephone and HOT Mobile was amended. Under the amendment during 2014 HOT Mobile will be charged a fixed monthly fee, which is not materially lower than the amount charged in 2013, in return for which it will be entitled to use a certain volume of Pelephone's network as set out in the agreement. In addition, under the amendment HOT Mobile will not be obligated to use Pelephone's domestic roaming services exclusively.

With regard to the network sharing agreement HOT Mobile signed with Partner, see section C below.

In October 2011, Cellcom announced that it had signed a domestic roaming services and infrastructure sharing agreement with Golan Telecom.

C. Infrastructure sharing

In July 2011, the Ministry of Communications issued a press release listing the main recommendations of an inter-ministerial committee concerning cellular infrastructure sharing, aimed at formulating a site sharing model by encouraging license-holders to limit the number of independent sites. Implementation of these recommendations requires legislation. Implementation of the recommendations imposes significant restrictions on Pelephone's ability to expand its network, but may lead to savings in expenses and investments.

According to publications in the press, the Minister of Communications established an inter-ministerial committee made up of representatives of the Ministry of Communications, Ministry of Environmental Protection, Ministry of Finance and the Antitrust Authority to examine the regulation of cellular infrastructure sharing in Israel. The committee will examine infrastructure sharing models and alternatives for collaboration of the operators in the Israeli cellular market for the purpose of promoting infrastructure sharing between the cellular operators that own infrastructures.

In November 2013 Partner and HOT Mobile reported their engagement in a contract to establish a partnership which will maintain, develop and operate a single state-of-the-art cellular network for both companies, in which each company will hold 50% of the rights. According to the report, each party will continue maintaining and operating its core network separately and will provide cellular communication services to its customers only. They also reported that in the interim, until they obtain the duly required permits, Partner will grant HOT Mobile rights to use its cellular network, once preparations have been made and in accordance with any agreement or law. To the best of Pelephone's knowledge, application of the foregoing agreement is subject to obtaining regulatory approvals which have yet to be received.

In December 2013, Pelephone engaged in two infrastructure sharing agreements:

1. An agreement with Cellcom to share the passive components of their existing network sites. Under this agreement, a special purpose company, which will be established as aforesaid, will manage and maintain all the passive components of the sites and will unite the passive components at the Pelephone and Cellcom cellular sites, and will generally manage and maintain the existing Pelephone and Cellcom wireless networks and sites, for a period of at least 15 years. As a rule, the costs will be split equally between Cellcom and Pelephone, subject to certain adjustments. Pelephone and Cellcom will each bear their own expenses relating to the foregoing services and each operator will continue running its network center.
2. An agreement with Cellcom and Golan Telecom to establish and operate a 4G LTE radio network. Under this agreement, a LTE network will be set up by a special purpose company owned equally by Pelephone and Cellcom, and will be supervised by a steering committee composed of Pelephone, Cellcom and Golan Telecom representatives. Strategic decisions with regard to the LTE network will be adopted by majority vote. Each operator will be required to establish and operate its own network center. As a rule, costs will be shared equally by the three operators, subject to certain adjustments set out in the agreement. Each operator will be entitled to terminate the LTE wireless network collaboration at the end of 15 years. Furthermore, Golan Telecom will be entitled to discontinue the indefeasible right of use granted to it under the agreement if it is acquired by another Israeli cellular operator holding a general license.

The validity of these agreements is subject to prior consent to all the agreements by the Ministry of Communications and Antitrust Commissioner, including an additional agreement signed between Cellcom and Golan Telecom relating to rights to use 2G and 3G networks. There is no certainty that these consents will be received.

Approval of the foregoing infrastructure sharing models could have material positive impact on the cost structure of all the partners in the industry and accordingly, improve the competitiveness of all the cellular operators.

D. MVNO - Mobile Virtual Network Operator

The Ministry of Communications has completed its policy regarding MVNO and granted licenses to eleven companies. Several additional license applications have been submitted to the Ministry of Communications by various entities.

At the date of this report, there are three virtual operators including Rami Levy, utilizing Pelephone's network, based on agreements between the companies. Furthermore, in December 2013, Pelephone signed an agreement with Alon Cellular for its exclusive use of Pelephone's network. Application of the exclusivity clause in the contract is subject to regulatory approvals which have not yet been received.

E. Regulatory provisions aimed at increasing competition and removing churn barriers

1. Exit fee reform - as of March 2012, communications packages do not contain a term of commitment and accordingly, since that date, exit fees for customers of up to 100 subscribers have been cancelled (see section 1.6A.D).
2. Separating sale of terminal equipment from sale of cellular services - as of January 2013, cellular operators are forbidden from connecting a subscriber's mobile wireless telephone service agreement to the subscriber engaging with it or with another entity to purchase, rent, borrow or lease terminal equipment, whether in a single agreement or in separate agreements, including by way of providing a discount or any other benefit in one agreement that is dependent on the other agreement. In the past, the principal sales method was to offer discounts on the price of services dependent on the type of terminal equipment that the customer possessed. Since this amendment came into force, such benefits cannot be offered. Severing this connection has had an adverse effect on the sale of terminal equipment, also in 2013. For information regarding changes in revenue from terminal equipment, see section 3.3.
3. Mobile handset import reform - as of September 2012, the reform came into effect. The reform includes exemption from the need to obtain a trade license and type approval for the import of cellular equipment that comply with accepted European and US standards. Application of the reform has had an adverse effect on the sale of terminal equipment due to the numerous stores that have opened selling terminal equipment.

With regard to regulation of charges for roaming services abroad, see section 3.15.2B.

3.6.3 Positive and negative factors that affect Pelephone's competitive status

A. Positive factors

1. An extensively deployed high quality cellular network.
2. Its positioning as a high-speed, cutting edge cellular network.
3. A service array and diverse service interfaces for the customer, enabling a high grade of customer service.
4. A wide distribution network, specialized in providing appropriate solutions for every type of customer, and a skilled human resources.
5. Robust equity structure and positive cash flow.
6. Pelephone has agreements with cellular operators that use Pelephone's network.

B. Negative factors

1. As a subsidiary of Bezeq, Pelephone is subject to regulatory restrictions for entering other areas of operation and expanding the service bundles it can offer its customers, which do not apply to its competitors.

2. Restrictions of joint activities with Bezeq, including marketing of joint service bundles (see section 1.6.2B).
3. The frequencies available to Pelephone might not be suitable, in certain cases, for applying new cellular communications technologies under development, particularly LTE technologies. In view of the technological developments, this factor could impede Pelephone in applying new technologies and could also adversely impact its competitiveness, taking into account other license-holders which possess different frequencies, some of which may be suitable for these technologies, and difficulties involved in new frequency allocations (see Section 3.1.5A).

3.7 Property, plant and equipment

Pelephone's property, plant and equipment include its core network infrastructure equipment, radio sites, electronic equipment, computers, motor vehicles, terminal equipment, office furniture and equipment and leasehold improvements.

3.7.1 Infrastructure

- A. Pelephone currently operates communications networks using two main technologies:
 1. UMTS/HSPA, a digital technology based on the GSM standard. This technology is globally widespread, and enables subscriber identification and services to be provided through a SIM card, which can be moved from one handset to another. The advantage of this technology, inter alia, is that it supports download speeds of up to 42 Mbps and upload speeds of up to 5.7 Mbps. This communication network is Pelephone's primary network.
 2. CDMA digital technology. This technology is less prevalent worldwide than UMTS/HSPA and subscriber identification is via identification details burned onto the subscriber's terminal equipment rather than by means of a SIM card. Until 2009 the CDMA network was the Pelephone's only network and it operates nationwide. To date, this network serves a limited number of subscribers who seldom use the network. Since the UMTS/HSPA network was launched, Pelephone is working to transfer existing subscribers from CDMA to UMTS/HSPA, offering them to upgrade their handsets to the new network. Pelephone is not expanding its investments in this network beyond the needs of current maintenance.
- B. At the date of publication of this report, Pelephone's UMTS/HSPA infrastructure is based mainly on two switch farms, which are connected to more than 2,200 sites.
- C. During the years following the launch of the UMTS/HSPA network, Pelephone also expanded the network, gradually upgrading it to support a higher data communication capacity using HSPA+ technology and significantly expanded the network center capacity for voice and data traffic and the capacity of the network's sites in areas of heavy use. Investments in 2014 are expected to include ongoing investment in Pelephone's preparations for the future launching its LTE technology network.

Pelephone's assessment of the scope of investments in the UMTS/HSPA network is forward-looking information as defined in the Securities Law, based on the Company's work plans and its estimates concerning the investment needs of the network. This assessment may not materialize, inter alia, under circumstances of changes in the market in Israel and in demand for Pelephone's services, and material changes in the costs of investing in the network.
- D. With regard to network sharing, including the agreements Pelephone signed with Cellcom and Golan Telecom, see section 3.6.2C.

3.7.2 Premises used by Pelephone

Pelephone does not own land, and leases premises from others, including the Company, for its operations. Below is a description of the main premises used by Pelephone:

- A. The premises Pelephone uses for setting up its communications sites and network centers, as referred to in section 3.7.1, are spread throughout the country and are leased for varying periods (in many cases, for 5 years with an option to extend for a further 5 years). With regard to licensing of the sites, see Section 3.15.3.

- B. In June 2013, Pelephone engaged in a permit agreement with the Israel Lands Administration (ILA) for the use of ILA land for erecting and operating communication sites, thereby regulating, inter alia, permit fees for such use until December 31, 2019.
- C. Pelephone's head offices are in Givatayim and cover a total area of 17,800 sq.m. In October 2013, Pelephone signed an agreement to extend its rental period until December 31, 2020, which includes an option for early termination of the agreement from December 31, 2017.
- D. For its sales and service operations, Pelephone leases 57 service centers and points of sale throughout the country.
- E. Pelephone has other lease agreements for warehouses (including a main logistics center where the central laboratory for repairing customer devices is located), offices, call centers, and two switch farms that it uses for its operations.

3.8 Intangible assets

3.8.1 Licenses

For details about Pelephone's cellular license and its license to operate in the Administered Territories, see section 3.15.2.

3.8.2 Frequency usage rights

Under its cellular license and the Wireless Telegraph Ordinance, Pelephone uses frequencies in the 850 MHz spectrum for operating the CDMA network, and in the 850 MHz and 2100 MHz spectrums to operate the UMTS/HSPA network. For information regarding the shortage of frequencies in Israel, see section 3.15.1B. For information concerning exposure to disruptions in the frequency spectrums used by Pelephone, see section 3.20.3F.

3.8.3 Trademarks

Pelephone has a number of registered trademarks, Its primary trademark is "Pelephone".

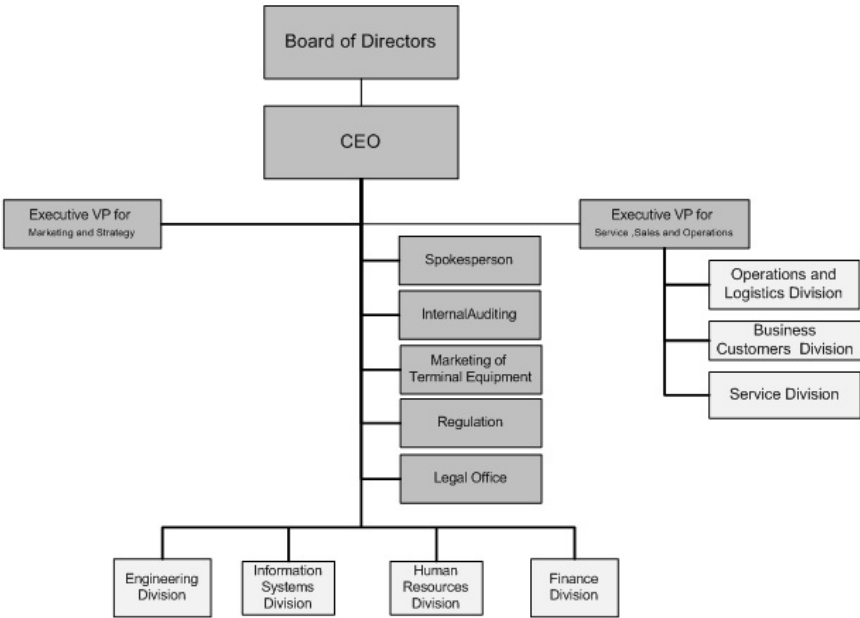
3.8.4 Software, computer systems and databases

Pelephone uses software and computer systems, some under purchased licenses and others which were developed by Pelephone's IT department. Many of these licenses are limited in time, and are periodically renewed. The primary systems used by Pelephone are: Oracle Applications ERP system and Amdocs Customer Care & Billing system.

3.9 Human capital

3.9.1 Organizational structure

Pelephone's organizational structure at reporting date³⁸:



3.9.2 Signing of a collective labor agreement

In December 2013, Pelephone signed a collective labor agreement between Pelephone and the "Histadrut" and Pelephone's workers committee (the "Committee"), which will apply to all Pelephone's employees, other than its senior management and certain employees in predefined positions. The agreement stipulates that Pelephone employees employed at date of signing of the agreement will receive employment tenure after 36 months and 48 months for new employees joining Pelephone subsequent to signing. In addition, the agreement sets out mechanisms for integrating the Committee in processes relating to placement, mobility and termination of employment of Pelephone's tenured employees.

The agreement also set quotas for streamlining layoffs to be made at Pelephone and severance pay for tenured employees whose employment will be terminated due to such streamlining, as well as annual wage hikes and other financial perks (such as participation in summer-school costs and social activities) which Pelephone will grant its employees during the agreement period.

The agreement is valid from date of signing through December 31, 2016. Thereafter the agreement will automatically be renewed for further period of 18 months each, unless one of the parties give notice of their intention to change the agreement.

³⁸ Changes were made in Pelephone's organizational structure in December 2013

3.9.3 Inventory of positions

Breakdown of the number of employees at Pelephone, based on organizational structure.

Department	Number of employees	
	December 31, 2013	December 31, 2012
Management and HQ	205	250
Marketing	57	65
Service – Private customers	1,784	2,366
Business customers	483	521
Operation and logistics	283	345
Engineering and information systems	476	525
Total	3,288	4,072

The total number of employees in the above table includes employees employed in part time positions. The total number of positions³⁹ at Pelephone at December 31, 2013 was 2,791 (at December 31, 2012 - 3,187).

3.9.4 Remuneration plans for employees and managers

Pelephone customarily gives its employees and managers bonuses and incentives on a monthly, quarterly or annual basis, based on compliance with defined goals and the type of work carried out by the employee.

3.9.5 Terms of employment

The majority of Pelephone's employees are employed under monthly or annual contracts, based on the professions and positions in which they are employed. Most of the service and sales employees are shift workers who work part time and are employed on an hourly basis. Pelephone's other employees are employed under monthly contracts, and some of them are employed under a monthly contract with a global addition for extra hours. The employment contracts include confidentiality, non-competition, and intellectual property restrictions.

3.9.6 Early retirement and employee layoffs

In November 2013, Pelephone initiated an early retirement plan under which, based on Pelephone's needs, 180 tenured employees resigned, receiving increased severance pay, at a total cost of NIS 16 million. In December 2013, Pelephone reached an agreement with the Committee for laying off an additional 50 tenured employees at total cost of NIS 4.5 million.

3.10 Suppliers**3.10.1 Suppliers of terminal equipment**

Pelephone purchases some of the terminal equipment and accessories from importers in Israel, and others it imports independently. The agreements with most of the suppliers are based on framework agreements that set out, among other things, the supplier's technical support for the terminal equipment it supplies, the availability of spare parts and repair turnaround, as well as the supplier's product warranty as required by law. Most of these agreements do not include a purchase commitment on Pelephone's part, purchases are made on a regular basis by means of purchase orders based on Pelephone's needs.

In the event of termination of an engagement with a supplier of certain terminal equipment, Pelephone can increase quantities of terminal equipment purchased from other suppliers or purchase terminal equipment from a new supplier.

³⁹ The number of positions at Pelephone were calculated as follows: Total monthly work hours divided by the standard monthly work hours at Pelephone (8.5 hours multiplied by the number of working days in a month).

In May 2013, Pelephone signed an agreement with Apple Distribution International ("Apple") to continue purchasing and distributing iPhone devices in Israel. Under this agreement, Pelephone is required, under certain circumstances, to purchase a minimum annual quantity of devices for a period of three years at the manufacturer's current prices at date of purchase. Pelephone estimates that, as in recent years, these quantities will constitute a significant number of devices it expects to sell during the contract period.

The information in this section includes forward looking information based on Pelephone's past experience, estimates and projections. The actual outcome may differ significantly from the foregoing estimates, taking into account, inter alia, changes that may apply to the business conditions and consumer demand for Apple products.

In 2013, Pelephone's purchases from Apple accounted for less than 10% of its total purchases from all its suppliers.

Other than Apple, the purchase of terminal equipment from the suppliers does not create any significant dependence on one particular equipment supplier or on a specific device model.

3.10.2 Infrastructure suppliers

Pelephone uses Ericsson UMTS/HSPA infrastructure equipment and Nortel and Motorola CDMA infrastructure equipment. Pelephone has long-term agreements with Ericsson for maintenance, support and upgrading of software for the UMTS/HSPA network, and in its opinion, it may become dependent on Ericsson regarding support for this network. In addition, the cellular network uses transmission, for which the Company is Pelephone's main supplier.

3.11 Working capital

3.11.1 Working capital as defined in generally accepted accounting principles.

Pelephone's working capital for 2013 includes current assets such as cash and cash equivalents, trade receivables, other receivables, debit balances and inventory, amounting to NIS 2,073 million; less all current liabilities such as current maturities of bank loans and debentures, current maturities of loans from an interested party, suppliers and service providers, trade payables and current tax liabilities, amounting to NIS 1,037 million.

3.11.2 Credit policy

Credit in handset sales transactions – Pelephone grants most of its customers who purchase cellular handsets an option to spread payment up to 36 equal installments. To reduce risk that may result from extending customer credit, Pelephone examines the financial reliability of its customers (based on parameters defined by Pelephone) and sets limits for the credit given to customers.

Pelephone discounts customers' debts arising from the sale of terminal equipment in transactions paid by credit card in installments. The discounting transactions are carried out on a no-recourse basis.

Credit in monthly billing for cellular services – Pelephone customers are billed once a month in billing cycles on different days throughout the month, for service consumption during the previous month.

From most of its suppliers, Pelephone receives credit for periods ranging from 30 days to EOM + 92 days.

Breakdown of average customer and supplier credit in 2013:

	Credit in NIS millions	Average credit days
Customers for sales of terminal equipment (*)	1,761	544
Customers for services (*)	592	65
Suppliers	456	45

(*) Net of doubtful debts.

3.12 Financing**3.12.1 General**

Pelephone's operations are financed out of cash flow from operating activities. Pelephone has long-term loans from banks, private (non-negotiable) debentures, and loans received from the Company.

Average and effective interest rate on Pelephone's loans in 2013:

Source of financing	Amount at December 31, 2012 (NIS millions)	Currency or linkage	Average interest rate	Effective interest rate
Banking sources	60	CPI-linked NIS	4.50%	4.55%
Non-banking sources	216	CPI-linked NIS	4.60%	4.65%
Loan from the Company	222	Fixed interest NIS	5.70%	5.70%

In 2013 loans received from the Company were repaid in a total amount of NIS 310 million. Loans and debentures amounting to NIS 177 million were also repaid.

The credit extended to Pelephone is not reportable credit under the reportable credit guidelines. At December 31, 2012, Pelephone is in compliance with its undertakings towards the banks and the debenture holders.

3.12.2 Credit facilities

As at December 31, 2012, Pelephone has no approved bank credit facilities.

3.12.3 Credit rating

In April 2013, Maalot ratified the iAA\Stable rating it gave for Pelephone's debentures (Series A through C) in February 2013 (Pelephone's previous rating was iAA+\Negative).

3.12.4 Pelephone' preparations for raising capital during the coming year and its sources

Pelephone expects to repay a total amount of NIS 416 million of its liabilities during 2014, NIS 224 million of which it received from the Company. Although Pelephone intends further investment (current) in property, plant and equipment (see section 3.7.1), it estimates that it will not be required to raise finance in 2014 for its ongoing operations.

The foregoing information includes forward-looking information, as defined in the Securities Law, which is based on the company's estimates and business experience. The actual results may differ significantly from that set out above if any of the company's estimates do not materialize, including with regard to the scope or terms of investment in property, plant and equipment.

3.13 Taxation

See Note 6 to the 2013 financial statements.

3.14 Environmental risks and means for their management**3.14.1 Statutory provisions relating to the environment applicable to Pelephone's operations**

The broadcasting sites used by Pelephone are "radiation sources" as defined in the Non-Ionizing Radiation Law. The erection and operation of these sites, excluding those listed in the addendum to the law, requires a radiation permit.

The law prescribes a two-step licensing mechanism for obtaining a radiation source operating permit under which the applicant first applies for a permit to construct a radiation source ("the Erection Permit"), which will be in effect for no more than three months and may be extended by the Commissioner for up to nine months, then for a permit to operate the radiation source ("the Operating Permit"), which will be in effect for five years or as otherwise determined by the Minister for Environmental Protection.

With regard to the Erection Permit, the law provides that the permit is contingent upon assessment of the maximum radiation levels to which human beings and the environment are expected to be exposed from the radiation source when in operation, including in the event of a malfunction, and the required measures for limiting the levels of exposure of human beings and the environment to the expected radiation from the radiation source when operating, including implementation of technological means that are in use ("the Limiting Measures").

With regard to the Operating Permit, the law provides that the permit is contingent upon application of the Limiting Measures and to measuring the levels of exposure of human beings and the environment to the radiation generated while the radiation source is operating. The law further provides that the Operating Permit is contingent upon presentation of a license under the Communications Law and in certain cases, also of a construction permit pursuant to the Planning and Construction Law.

The law includes a punitive chapter under which, inter alia, the construction or operation of a source of radiation in contravention of the provisions of the permit and the construction or operation of a source of radiation without a permit, after having been warned in writing by the Commissioner, are strict liability offenses.

A limited number of town planning engineers operated in accordance with the mechanism prescribed in the Law and submitted their objections to providing an Operating Permit for one or another access facility.

It should be noted that regulation of the maximum permissible human exposure levels to radiation from a source of radiation and the safety ranges from communication broadcasting installations, including a limit on the placing of radiation masts on roof terraces, is still making its way through the Knesset's Interior Committee for Environmental Quality, as part of a proposed amendment to the regulations under the Non-Ionizing Radiation Law (the "Regulations") which was accompanied by disagreements between the government ministries.

In January 2009, the Radiation Supervisor at the Ministry of Environmental Protection published guidelines regarding safety ranges and maximum permitted exposure levels with respect to radio frequency radiation, including from cellular antennae.

A discussion by the Knesset's Interior Committee for Environmental Quality on May 4, 2011 resolved to request that the Minister for Environmental Protection delete, inter alia, the instruction distinguishing between a balcony and a roof terrace with regard to the prohibition on erecting and operating a source of radiation, from the wording of the proposed amendment to the regulations. The Minister of Environmental Protection replied to the committee chair that his ministry cannot agree to the request. In view of the above, promulgation of the amendment has been delayed.

On May 31, 2011, the World Health Organization's International Agency for Research on Cancer (IARC) published an announcement to the effect that radiofrequency electromagnetic fields associated with the use of mobile phones may be carcinogenic to humans (Group 2B).

In this matter, it should be noted that from time to time, various documents are published on the websites of the Ministry of Environmental Protection at www.sviva.gov.il and of the World Health Organization at www.who.int.

It is further noted that the Ministry of Environmental Protection continuously monitors and supervises the broadcasting sites, operating a system which allows the computerized recordings from the control system at the broadcasting sites, to be used for checking and verifying that the broadcasting sites are in compliance with the Ministry's requirements.

Cellular services are provided through a cellular phone which emits non-ionizing radiation (also known as electromagnetic radiation). Consumer Protection Regulations (Information regarding Non-Ionizing Radiation from a Cellular Telephone) 2002, specify the maximum permitted radiation level for a cellular phone which is measured in units of Specific Absorption Rate (SAR) and requires that the telephone informs its customers accordingly. To the best of the telephone company's knowledge, all the cellular phones that it markets comply with the relevant SAR standards. Also see section 3.20.2E.

3.14.2 Legal proceedings

For details of material legal proceedings allegedly concerning, according to a claim made by the plaintiffs, to issues relating to electromagnetic radiation, see Section 3.17.1.B. It should be noted that Pelephone's existing insurance policies do not cover electromagnetic radiation damage. In view of an explicit exclusion in the terms of the policy, pursuant to a global trend, it is difficult to buy significant insurance cover for this issue at a reasonable cost.

3.14.3 Pelephone's environmental risk management policy

Pelephone conducts periodic radiation tests to ascertain its compliance with permitted operating and international standards. These tests are outsourced and carried out by companies authorized by the Ministry of Environmental Protection. Pelephone applies an internal enforcement procedure for monitoring implementation of the provisions of the Non-Ionizing Radiation Law, under the supervision of a senior manager. The purpose of the procedure is to assimilate the provisions of the law and limit the possibility of violation.

3.14.4 Transparency for consumers

Pelephone is subject to relevant laws prescribing obligations to publicize and inform customers about the radiation sources that it operates and from the mobile handsets that it supplies. The Radiation Supervisor at the Ministry of Environmental Protection publishes information on the ministry's website concerning active cellular broadcasting facilities and those under construction. The Ministry for Protection of the Environment continuously monitors the cellular broadcasting facilities that Pelephone erects and operates, as it does to the other operators. Pelephone publishes information on its website regarding radiation emitted from cellular phones and Ministry of Health regulations regarding preventive caution to be taken when using cellular phones.

3.15 Restrictions on and control of Pelephone's operations

3.15.1 Statutory limitations

A. Communications Law

The cellular services provided by Pelephone are subject to the provisions of the Communications Law and its regulations. For details of the cellular permit granted to Pelephone under the Communications Law, see section 3.15.2.

The law authorizes the Director General of the Ministry of Communications to impose financial sanctions for violations of the provisions of the law and of orders and directives issued thereunder, and for violation of the terms of the license.

B. Wireless Telegraph Ordinance

See section 2.16.9 above, which is also applicable to Pelephone's operations.

The shortage of frequencies may also cause difficulties for the application of certain technologies (e.g. advanced technological infrastructures such as LTE – see section 3.1.5A).

For the allocation of radio frequencies to Pelephone, see section 3.8.2.

C. Installations emitting electromagnetic radiation – see section 3.14.

D. Consumer Protection Law

Pelephone's operations are subject to the Consumer Protection Law which regulates the obligations of an operator vis-à-vis consumers.

E. Change in interconnect fees (call completion fees)

For details of a significant reduction in the interconnect fees paid to cellular operators, see section 1.6A.C.

3.15.2 Pelephone's cellular licenses

A. General

Pelephone's cellular license is valid until September 8, 2022⁴⁰.

Furthermore, in April 2001, the Civil Administration for the Administered Territories granted Pelephone a general license for providing cellular services in the Administered Territories. The license is valid until September 2022 and the provisions of the general license granted to Pelephone by the Ministry of Communications (with certain adjustments) are applicable to it.

Breakdown of the primary provisions of Pelephone's cellular license:

1. Under certain circumstances, the Minister may modify the terms of the license, restrict or suspend it, and in certain instances even revoke it.
2. The license is non-transferable and contains restrictions on the acquisition or transfer (including by way of a charge), directly or indirectly, of control or of 10% or more of any means of control in Pelephone, including a pledge on said means of control, unless the Minister has given prior consent.
3. Pelephone is obliged to provide interconnect services to all other operators at equal terms and it must refrain from any discrimination in carrying out such interconnect service.
4. Pelephone must refrain from granting infrastructure service priority to an affiliate licensee company (as defined in the license) over another licensee.
5. Pelephone may not sell, lease or mortgage any of the assets used for the implementation of the license without the consent of the Minister of Communications, other than certain exceptions as set out in the license (see also Note 7.8 to the 2013 financial statements):
6. In times of emergency, whoever is statutorily competent shall have the authority to issue Pelephone with certain instructions on its mode of operation and/or manner of provision of services (see section 3.20.2H).
7. The license stipulates the types of payments Pelephone may bill its subscribers for with regard to cellular services, and the reports it is required to submit to the Ministry of Communications. The license also determines the Minister's power to intervene in tariffs, in certain cases.
8. The license obligates Pelephone to a minimum standard of service.
9. To secure Pelephone's undertakings and to compensate and indemnify the State of Israel for any damage that may be caused by acts committed by Pelephone, Pelephone is required to furnish a bank guarantee for USD 10 million.

B. Changes in Pelephone's license - billing for overseas roaming services

As aforesaid, the Minister may change the terms of the license, to add or delete terms. In December 2013, the Minister of Communications ordered the licenses of the cellular companies to be amended, effective from February 18, 2014. The main changes are:

1. To block, as default, overseas browsing services for new and existing subscribers, with exceptions as stipulated.
2. To send SMS messages to subscribers who purchased overseas roaming packages and to those who have reached a certain percentage of usage of any component of the package they purchased.
3. To block subscribers' overseas roaming services when they reach full usage of the package they purchased.

In addition, the Ministry of Communications announced that it would examine the option of opening the overseas roaming market to competition among all the operators, whereby, for this purpose, overseas roaming services would be separate from the services that the subscribers receive from their cellular providers in Israel.

⁴⁰ The text of Pelephone's cellular license is published on the Ministry of Communications website at www.moc.gov.il.

Pelephone estimates that the effect of the foregoing amendment in the cellular operators' licenses on the results of its operations, is not material.

Pelephone's foregoing estimates are forward-looking information, as defined in the Securities Law. These estimates may not materialize, may materialize in part or in a manner materially different from that forecast.

3.15.3 Site construction licensing

Pelephone's cellular service is provided, inter alia, through cellular sites deployed throughout Israel in accordance with engineering requirements. The constant need to upgrade and improve the quality of cellular services necessitates setting up cellular sites, configuration changes and changes in existing deployment of antennae.

Pelephone uses two main types of broadcasting sites along two tracks: macro sites that require building permits from planning and construction committees (see reference below to National Outline Plan (NOP) 36) and wireless access installations ("Access Installations"), which are exempt from a building permit under Section 27 of the Communications Law and Section 266(C) of the Planning and Construction Law ("the Exemption Provision").

Building permits under NOP 36

Licensing for the construction of cellular broadcasting sites that require building permits is governed under NOP 36, which came into force in 2002.

The NOP 36 licensing process requires, inter alia, that several approvals and permits be obtained from government authorities and regulators, including: a) An erection and operating permit from the Ministry of Environmental Protection, as set out in section 3.14.1; b) approval of the Civilian Aviation Administration in certain cases; c) IDF approval.

In addition, by law, as a condition for obtaining a permit for erecting a cellular communications broadcasting facility a deed of indemnity must be submitted to the local committee for impairment compensation claims. At the date of this update, Pelephone has deposited 234 indemnity notes with various local councils in accordance with the law.

Notwithstanding the current NOP 36 format, Pelephone (and its competitors) encounter difficulties in obtaining some of the required approvals, and in particular approvals from planning and construction authorities.

At the same time, criticism has been leveled at NOP 36 by various entities (including the argument that it is not applicable to 3G frequencies), which has led to a proposal to amend NOP 36 in a few rounds ("the Proposed New NOP 36A").

The proposed amendment is less lenient in respect to the existing outline and is expected to complicate the licensing of the construction of cellular broadcasting sites process in this track. The amended NOP 36 is currently pending government approval.

At the date of preparing this report, Pelephone is aware of an initiative to appoint a joint technical consultant to the Ministry of the Interior and the Ministry of Communications to help review the issue of the proposed new NOP 36/A and the possible deployment of broadcasting facilities.

Access installations exempt from building permits. The second track under which Pelephone sets up broadcasting sites is the access facility track. Access installations require specific radiation permits under the Radiation Law but are exempt from building permit if they are constructed pursuant to the conditions provided in the exemption provision.

Some local authorities have disputed the applicability of the exemption provision on cellular network access installations and their use. Pelephone's position on the applicability of the exemption was accepted in a number of rulings and decisions by local affairs courts and the use of such facilities and the supporting equipment was approved. Appeals have been filed against some of these rulings and decisions, some of which are still pending before the Supreme Court.

On September 9, 2009, the Attorney General summarized his position on the legal issue of access installations, according to which the Frequency Regulations for Access Installations, which contain the building permit exemption for wireless access installations as prescribed in Section 266C of the Building and Planning Law, were duly promulgated by authority and by law.

Nevertheless, the Attorney General determined that in view of the legal and factual changes which have occurred over the years since the regulations were promulgated, and in view of their importance, which were discussed and clarified during the team's deliberations and in its report, the arrangement in its present format does not properly balance the interest of efficiency and competition with the interests embodied in the Building and Planning Law.

The Attorney General further stipulated that the Ministries of the Interior and Communications shall, by the end of October 2009, file amendments which will prescribe conditions limiting and restricting the applicability of the building permit exemption and use thereof.

On June 16, 2009, the Forum for Cellular Sanity and others filed a petition (this petition was preceded by another petition to local government dated July 2008 which centered on the issue of access installations) to the High Court of Justice ("HCJ") for an order nisi instructing the Attorney General to explain, inter alia, why the State Prosecutor's response regarding Pelephone's application for leave of appeal must not be withdrawn, and to explain why the enforcement instructions issued to the urban claimants by the Attorney General should not be cancelled, whereby indictments are not to be filed or administrative demolition orders issued in respect of the erection and operation of cellular access installations without building permits.

On September 9, 2010, a revised statement was filed by the State to the HCJ whereby on September 7, 2010 the Minister of the Interior sent a draft of the Planning and Construction (Installation of a Cellular Wireless Communication access installation) Regulations, 2010 ("the Access Installation Regulations") for approval to the Knesset Economics Committee. The proposed Access Installation Regulations determine highly restrictive conditions for application of the building permit exemption for a wireless access installation.

In a later revised statement filed by the State to the HCJ on September 15, 2010, the State announced that the Attorney General believes, inter alia, that due to the delay in presenting the Access Installation Regulations for additional discussion and approval by the Economics Committee, instead of an interim order, a temporary injunction should be granted for the petitions, banning construction with building permit exemption of additional wireless access installations used by the cellular licensees for providing cellular services, until the promulgation of the Access Installation Regulations and until validation of the basic arrangement set out therein. The Attorney General also clarified that the basic arrangement set out in the Access Installation Regulations reflects the desired balance between all the various considerations relevant to the matter and in light of this, if the Access Installation Regulations are approved and promulgated and the basic arrangement prescribed therein takes effect, he believes the HCJ will have no grounds for intervention to include the cellular frequency sector in the Frequency Regulations for Access Installations.

In view of the foregoing, on September 16, 2010 the HCJ handed down a temporary injunction as requested in the Attorney General's statement dated September 15, 2010, stipulating that the injunction would be valid until validation of the arrangement prescribed in the draft Access Installation Regulations or until otherwise decided. On February 16, 2011 the HCJ qualified the temporary injunction permitting the cellular companies to replace access installations which were no longer used or which were not in working order, subject to the terms laid down in the HCJ ruling. The temporary injunction remains in place until otherwise decided.

On September 30, 2013 the HCJ issued an order nisi as requested in both petitions and ordered responses to be filed.

Pelephone believes that if the Access Installation Regulations are approved as proposed, the option of using the building permit exemption track in order to erect cellular access installations will be severely restricted. A restriction of this track, together with the proposed tightening of the terms for construction of base sites in the parallel Proposed New NOP 36A track is likely to lead to noticeable tightening of obstacles restricting the construction of new broadcasting sites and access installations, and even to have an adverse effect on the quality of the cellular network.

At reporting date, Pelephone operates 473 wireless access installations.

To sum up: Pelephone's ability to maintain and preserve the quality of its cellular services as well as its coverage is based partly on its ability to construct cellular sites and install infrastructure equipment, including broadcasting sites. The difficulties encountered by Pelephone in obtaining the permits and approvals required may have an adverse effect on the existing infrastructure, network performance and on the construction of the additional cellular sites required by the network.

Inability to resolve these issues in a timely manner is liable to prevent the achievement of the service quality targets laid down in the cellular license.

A few sites constructed years ago still lack approvals from the Civil Aviation Administration and the IDF, even though applications for such approvals were submitted a long time ago. Furthermore, there are administrative or other delays in some of the building and planning committees for issuing building permits for sites. Consequently, Pelephone operates several broadcasting sites before obtaining the requisite building permits. Building permit applications submitted by Pelephone to the building and planning authorities are at various review or approval stages.

Construction of a broadcasting site without a building permit constitutes a breach of the law and in some cases has led to the issue of demolition orders or the filing of indictments or instigation of civil proceedings against Pelephone and some of its officers.

At reporting date, in most of the above cases, Pelephone has succeeded in averting demolition or delaying execution of demolition orders in understandings reached with the planning and building authorities in an attempt to regulate the licensing gap. These understandings did not require admission of guilt and/or conviction of Pelephone's officers. Notwithstanding, there is no certainty that this situation will continue in future, or that no further demolition orders will be issued and indictments filed with regard to building permits, including against officers.

Similar to other cellular operators in Israel, Pelephone might be required to dismantle broadcasting sites before the requisite approvals and permits have been obtained, based on the dates set out in the law. Pelephone uses access installations to provide coverage and capacity for highly populated areas. If legal grounds are established requiring the simultaneous demolition of sites in a given geographic area, service in that area may deteriorate until alternative broadcasting sites can be established.

3.15.4 Antitrust

The terms of the merger between Pelephone and the Company contain various restrictions regarding cooperation between the companies which were updated in 2010 (see section 2.16.8D).

3.15.5 Standardization

Pelephone conducts routine durability and quality control tests of its facilities. The quality control and supervision do not detract from Pelephone's responsibility towards its customers for the quality of the services it provides.

Pelephone complies with the 2008 version of Israeli ISO 9001 requirements for mobile radio telephony (cellular) services and undergoes periodic inspections by the Institute of Quality & Control (IQC) for verifying compliance with the standard. The current IQC approval is valid until December 2013.

Once a year, an inspection is conducted to ensure that Pelephone's operations comply with the requirements of the standard. The last inspection was carried out in December 2012, and was successful.

3.16 Material agreements

Pelephone has an agreement with the Ministry of Finance Accountant General (the "Accountant General") for providing the government ministries with cellular services. In April 2013 the Accountant General exercised his option to extend the existing agreement for a further two years, from February 2014 through February 2016. As at December 2013, Pelephone provides terminal equipment and cellular services to 107,000 subscribers under this agreement.

For information regarding infrastructure sharing agreements with Cellcom and Golan Telecom, see section 3.6.2C.

For information regarding the agreement with the Israel Lands Administration, see section 3.7.2B.

For information regarding the agreement with Apple, see section 3.10.1.

For information regarding the agreements with Ericsson, see section 0.

For information regarding domestic roaming agreements with other cellular operators, see section 3.6.2.

3.17 Legal proceedings⁴¹

Legal claims have been filed against Pelephone as part of the normal course of its business, including motions for certification as a class action suits.

3.17.1 Pending legal proceedings

Breakdown of proceedings for claims in material amounts and claims which could have material implications for Pelephone's operations:

	Date	Parties*	Instance	Type of Proceeding	Description	Amount of Claim (NIS million)
A	July 2008	Customer v. Pelephone	District (Tel Aviv)	A financial claim filed with a motion to certify it as a class action.	The action is for the refund of amounts which the claimants allege were over-collected from Pelephone's subscribers for past due interest, rescheduling interest for rescheduling payments, direct debit fees, voucher handling fees and commissions for voucher payment at a service center, all of which are allegedly in violation of Pelephone's license.	Approximately 240
B	May 2010	Customer v. Pelephone, Partner, Cellcom and Mirs Communications Ltd. (at present - HOT Mobile)	District (Central)	A financial claim filed with a motion to certify it as a class action.	The claimants claim that the companies are in violation of their obligations to erect cellular antenna sites of the required scope, proportion and deployment; to test and repair, and notify concerning non-ionizing radiation levels of cellular handsets after repair; and to warn against risks involved in maintaining a cellular handset. The motion contains numerous other declaratory reliefs and petitions for writs of mandamus with respect to the above matter. In January 2013, Pelephone signed a settlement with the claimants to abandon the claim in return for Pelephone verifying and ascertaining certain matters relating to the claim and in return for the sale of earphones to customers at a reduced price for a certain period. This arrangement has been submitted to the court and is awaiting approval.	Approximately 3,680 for each of the defendants (the total amount claimed against all four companies is more than 12,000)
C	August 2010	Customer v. Pelephone	District (Central)	A financial claim filed with a motion to certify it as a class action.	The claimant claims that Pelephone should refrain from collecting Value Added Tax from customers who use its services when they are outside Israel. The motion also contains relief for an order instructing Pelephone to cease charging its customers VAT for such services which they use outside Israel, and an order instructing that the moneys collected to date be refunded.	The amount is not stipulated, but is estimated in the motion to be millions of NIS
D	December 2010.	Customer v. Pelephone	District (Central)	A financial claim filed with a motion to certify it as a class action.	The claimant alleges that Pelephone withholds from its subscribers one or more monthly benefits due to the fact that the date of the first invoice is not necessarily the same as the actual date of joining the plan. In May 2012, the court dismissed the motion to certify, and in June 2012 this ruling was appealed in the Supreme Court.	*

⁴¹ For information concerning reporting policies and materiality, see section 1.1.

	Date	Parties*	Instance	Type of Proceeding	Description	Amount of Claim (NIS million)
E	August 2011	Customer v. Pelephone, Partner and Cellcom	District (Central)	A financial claim filed with a motion to certify it as a class action.	The action addresses the charge for calls made overseas when the call time is rounded up to a whole minute, and this, as alleged by the claimant, is contrary to the provisions of the license and in violation of the law. In September 2012 the court dismissed the claim and the motion for certification as a class action. In November 2012, the applicants filed an appeal against the ruling in the Supreme Court.	*
F	February 2012	Customer v. Pelephone, the Company, Cellcom and Partner	District (Jerusalem)	A financial claim filed with a motion to certify it as a class action.	The action relates to failure to comply with the provisions of the law with respect to people with disabilities when rendering Telecommunications services.	Approximately 361 for all the defendants. Amounts were not stipulated for each defendant.
G	March 2012	Customer v. Pelephone	District (Tel Aviv)	A financial claim filed with a motion to certify it as a class action.	The claimants allege that Pelephone makes false representations to the public by asserting that it provides internet browsing via its network at extremely high speeds while in practice the browsing speeds via Pelephone's cellular network are lower than specified. In December 2013 a settlement agreement was signed, which was filed for the Court's approval in January 2014.	242
H	May 2012	Customer v. Pelephone	District (Tel Aviv)	A financial claim filed with a motion to certify it as a class action.	The claimant alleges that Pelephone does not inform customers wishing to join its services using a handset that was not purchased from Pelephone, that if the handset does not support the 850 MHz frequency, they will only get partial reception over one frequency rather than two. On March 3, 2014, the court certified the claim as a class action, and this subsequent to Pelephone announcing its agreement (for reasons of efficiency) to conduct the claim as a class action, while retaining its arguments.	124
I	August 2012	Customer v. Pelephone, Partner and Cellcom	District (Central)	A financial claim filed with a motion to certify it as a class action.	The claimants allege that under the repair services provided by the defendants for a fee (payment per repair or a monthly fee for repair service), if a certain part in the handset must be replaced, the defendants do not provide the customer with the spare part, and this in contravention of the law. Furthermore, the defendants reuse the replaced parts when providing repair services for other customers, thus ostensibly enriching themselves twice. The action also requests writs of mandamus and declaratory relief.	Approximately 120 for each of the defendants, in a total amount of 360.

	Date	Parties*	Instance	Type of Proceeding	Description	Amount of Claim (NIS million)
J	November 2013	Customer v. Pelephone	District (Tel Aviv)	A financial claim filed with a motion to certify it as a class action.	The claimants allege that Pelephone does not grant the same perks to all its customers, thereby distinguishing between those customers that they allege Pelephone considers to be highly valuable and others, which they claim is in breach of Pelephone's license and the law. They also request as remedy that Pelephone refrain from granting such perks.	300

* The amount of the claim is not stipulated or the action is not a financial claim.

Legal proceedings that ended during the Reporting Period

	Date	Parties*	Instance	Type of Proceeding	Description	Original Amount of the Claim (NIS in million)
A	January 2012	Customer v. Pelephone	District (Tel Aviv)	A financial claim filed with a motion to certify it as a class action.	The claimants alleged that Pelephone unlawfully revised service tariffs for business customers. In February 2013 the Court resolved to dismiss the action and motion to certify it as a class action. In July 2013 the Supreme Court dismissed the appeal filed with it against the District Court judgment.	381
B	August 2012	Customer v. Pelephone	District (Central)	A financial claim filed with a motion to certify it as a class action.	The claimants contend that Pelephone unlawfully collects a monthly fee from its customers for payment by direct debit. In February 2013 the Court resolved to approve withdrawal of the claim and the motion for certification as a class action.	161
C	September 2012	Customer v. Pelephone	District (Tel Aviv)	A financial claim filed with a motion to certify it as a class action.	The claimants allege that Pelephone does not provide call details in the phone bill, and this is contrary to the instructions of the Ministry of Communications and the provisions of Pelephone's license. In February 2013, the motion to certify a class action was struck out by the Court due to inaction.	109
D	September 2012	Customer v. Pelephone	District (Central)	A financial claim filed with a motion to certify it as a class action.	The claimants allege that Pelephone unlawfully collected moneys for the cost of a cellular handset, phone line that was cancelled, browsing services, various services and for billing costs and voucher fees. In March 2013 the Court approved withdrawal of the claim and motion to certify as class action (it is noted that there are currently class action proceedings against Pelephone whereby some of the causes of action claimed therein are similar to some of those alleged in this action (see line A in the table in section 3.17.1)).	57 With the addition of 0.01 with respect to mental anguish for each of the members of the group.

	Date	Parties*	Instance	Type of Proceeding	Description	Original Amount of the Claim (NIS in million)
E	March 2011	Customer v. Pelephone	District (Central)	A financial claim filed with a motion to certify it as a class action.	The claimants allege that Pelephone intentionally conceals significant limitations pertaining to benefits for selected destinations and even acts in contravention of the communications agreement with respect to these destinations. In June 2013 the Court approved a settlement between the parties under which Pelephone will credit its customers in amounts that are not material.	122
F	February 2013	Customer v. Pelephone	District (Nazareth)	A financial claim filed with a motion to certify it as a class action.	It is alleged that due to a nationwide failure of Pelephone's network on February 3, 2013, the plaintiff, as well as other Pelephone customers, was disconnected from Pelephone's services for several hours. In June 2013 the Court dismissed the motion on grounds of an existing class action being conducted against Pelephone with the same cause of action (see line G in this table)). In July 2013 the applicant appealed to the Supreme Court, which dismissed the appeal in December 2013 (due to the applicant's failure to deposit guarantees).	450
G	February 2013	Customer v. Pelephone	District (Jerusalem)	A financial claim filed with a motion to certify it as a class action.	It was alleged that the applicant (and the alleged group) incurred damages as a result of the network failure on February 3, 2013. In January 2014 the Court dismissed the applicant's personal claim and the motion to certify a class action.	160

3.18 Business Goals and Strategy

Pelephone's main strategic objectives are:

3.18.1 Streamlining operations and revising Pelephone's cost structure.

3.18.2 Becoming market leader for data services and complementary products.

- A. Marketing of value-added supplementary services for browsing, such as anti-virus, backup and data storage, Musix and video services.
- B. Increasing data transmission speeds and maintaining the leading image as the company with the fastest network in Israel.
- C. Increasing data service revenues.
- D. Sale of data products such as tablets, laptops and smartphones.

3.18.3 Recruitment and retention of quality customers.

3.18.4 Increase customer satisfaction

3.18.5 Constant improvement of network infrastructures

3.19 Outlook for developments in the coming year

In 2014, a number of factors are expected to affect Pelephone's activities, the main ones being:

3.19.1 Continuation of the fierce competition and price wars

Pelephone expects that the price wars between the operators will continue in 2014.

3.19.2 Cellular network innovations

In 2014, Pelephone expects to continue investing in its cellular network and establishing its position as a high speed, top quality and cutting-edge network. Together with the investment in the network, Pelephone expects to launch and promote several services which will increase its revenues and image advantage over its competitors. These services include anti-virus, data storage and backup, musix and video services, and browsing packages for tablets and cellular modems (Netstick).

3.19.3 Increase in Pelephone subscribers' consumption of services

Pelephone expects that due to the erosion of tariffs and increase in number of subscribers using smartphones, the trend of increasing data communications consumption and AMPU will continue.

3.19.4 Allocation of LTE frequencies

Pelephone expects that during the coming year the Ministry of Communications will make progress on the tender for the allocation of LTE frequencies and may actually allocate them.

3.19.5 Infrastructure sharing agreements

Pelephone expects that during 2014 the Ministry of Communications and the Antitrust Commissioner will set down policy regarding the infrastructure sharing agreements between Pelephone, Cellcom and Golan Telecom, and between Partner and HOT Mobile.

Pelephone's above assessments of developments during the year to come are forward-looking information as defined in the Securities Law. These assessments are based, inter alia, on the state of competition in the cellular sector, the existing regulatory situation and the manner in which innovative changes are implemented in regulation. These assessments may not materialize or may materialize in a manner materially different from that described, depending, inter alia, on the structure of competition in the market, changes in consumption habits of cellular customers and regulatory developments in the segment.

3.20 Discussion of Risk Factors

Risk factors deriving from the macro-economic environment, the unique qualities of the sector in which Pelephone operates, and risk factors specific to Pelephone.

3.20.1 Macroeconomic risks

Exposure to changes in exchange rates, interest rates and inflation – Pelephone is exposed to exchange rate risks as most of its terminal equipment, accessories, spare parts and infrastructure equipment are purchased in USD, whereas Pelephone's revenues are in NIS. Erosion of the NIS against the USD may affect Pelephone's profitability if it is unable to adjust selling prices at short notice. Pelephone's CPI linked loans and debentures bear fixed interest rates, consequently interest rate changes may affect their fair value but not their book value.

3.20.2 Sector-specific risks

- A. Investments in infrastructure and technological developments – the cellular market in Israel and worldwide is characterized by substantial capital investments in the deployment of infrastructure and in subscriber equipment. The frequent technological developments in infrastructure and terminal equipment and the fierce competition in diverse market segments impose a heavy financial burden on the companies operating in the market, requiring them to periodically upgrade their infrastructure technology or to launch new equipment and devices into the market at heavy costs.
- B. Customer credit – Pelephone's sales to its customers are mostly credit-based. Most of this credit, which is not covered by either insurance or sureties, is exposed to risk. It is noted that the credit is spread among a large number of customers and Pelephone's collection mechanisms are efficient and competent.
- C. Regulatory developments – the industry in which Pelephone operates is subject to legislation and standardization relating to issues such as the environment, increased competition, tariffs, product warranty and repair, etc. Regulatory intervention in the industry may materially impact Pelephone's structure of competition and operating costs. If the current format of the infrastructure sharing agreement between Pelephone, Cellcom and Golan Telecom (see section 3.6.2C) is not approved, this may adversely affect the potential for reducing Pelephone's operating expense over time. Such regulation may, inter alia, make it significantly more difficult to construct cellular sites, impairing network quality, and increasing the costs of services and marketing, which could erode Pelephone's profit margins. Furthermore, regulatory intervention and the uncertainty it entails may have an adverse effect on Pelephone's ability to plan its business activity.
- D. Competition - the cellular market in Israel is highly saturated and fiercely competitive, and is exposed to risks as a result of technological and regulatory developments (see section 3.6).
- E. Electromagnetic radiation – Pelephone operates hundreds of broadcasting facilities and sells electromagnetic radiation emitting terminal equipment (see Section 3.14). Pelephone is taking measures to ensure that the levels of radiation emitted by these broadcasting facilities and terminal equipment do not exceed the radiation levels permitted in the Ministry of Environmental Protection guidelines (the levels adopted are based on international standards). Even though Pelephone acts in accordance with the Ministry of Environmental Protection guidelines, if health risks are found to exist or if the broadcasting sites or terminal equipment are found to emit radiation levels exceeding the permitted radiation standards, thereby constituting a health hazard, this may have an adverse effect due to reduced consumption of Pelephone's services, difficulty in renting sites, compensation claims for physical and property damages in substantial amounts and attempts to exercise the deeds of indemnity deposited with the planning authorities with respect to section 197 of the Planning and Construction Law. Pelephone's third-party liability policies do not currently cover electromagnetic radiation.
- F. Site licensing – establishing and operating cellular antennae require building permits from various planning and building committees, a process that involves, inter alia, obtaining several approvals from State entities and regulatory bodies. For further details of the difficulties Pelephone encounters when erecting and licensing sites, see section 3.15.3. These difficulties may impact the quality of the existing network and especially the deployment of the new network.

- G. Serious malfunction of information systems and engineering systems - Pelephone's information systems are networked throughout the country through designated communications lines and through the internet. Pelephone's business is highly dependent on these systems. Wide scale malicious damage (e.g.: viruses and cyber-attacks) or widespread malfunction may adversely affect Pelephone's business and its results.
- H. State of emergency - during an emergency, legislative provisions and certain provisions of the cellular license empower competent authorities to take necessary measures for ensuring the security of the State and/or public safety, including: obligating Pelephone (as a cellular license holder) to provide services to the defense forces, the appropriation of engineering equipment and facilities belonging to Pelephone, and even to take control of the system.

3.20.3 Pelephone's risk factors:

- A. Property risks and liabilities – Pelephone is exposed to various property risks and liabilities. Pelephone employs the services of an external professional insurance consultant specializing in this field. Pelephone has insurance policies that cover the regular risks to which it is exposed with restriction on the terms of the policies, such as various property insurances, various liability insurances, loss of profit cover, third-party cover and officers liability insurance. Nonetheless, Pelephone's insurance policies do not cover certain types of risk, including certain faults arising from negligence or human error, radiation risks, terror, etc.
- B. Serious malfunctioning of the communications network – Pelephone's communications network is spread throughout the country via core network sites, antenna sites and other systems. Pelephone's business is totally dependent upon these systems, some of whom are not backed up. Wide scale malicious damage or malfunction might adversely affect Pelephone's business and results.
- C. Damage by force majeure, war, catastrophe - any damage to the switching farm and/or servers used by Pelephone for its core activities could have an adverse effect on Pelephone's business and its results.
- D. Legal proceedings – Pelephone is a party in legal proceedings, including class actions, which may result in it being liable for material amounts that cannot presently be estimated and no provision has been made in Pelephone's financial statements for these proceedings. Class action suits may reach high amounts, since approximately one third of the residents of Israel are Pelephone consumers, and a claim relating to a small amount of damage to a single consumer could grow into a material claim against Pelephone if certified as a class action applicable to all or a large proportion of those consumers.
- E. Labor relations - Pelephone has signed a collective agreement with the New General Federation of Workers and with the employees' committee which applies to most of its employees. Implementation of the collective agreement may reduce managerial flexibility and incur additional costs for Pelephone (see section 0).
- F. Frequency spectrums - 850 MHz and 2100 MHz Pelephone's frequency inventories may be inappropriate for applying certain cellular telecommunication technological developments which could make it difficult for Pelephone to implement such new technologies. This could have an adverse effect on Pelephone's competitive status, considering that other licensees have a different frequency inventory, some of which might be appropriate for these technologies, and on the difficulties entailed in the allocation of new frequencies (see Section 03.15.1B). Furthermore, the frequencies are exposed to interference and could impair the service quality of the networks operated by Pelephone. Among the factors that could cause interference it should be noted that the 850 MHz frequency spectrum is also used for terrestrial television broadcasts, thus television stations throughout the Middle East broadcasting over the same frequencies cause interference in Pelephone's 850 MHz UMTS/HSPA network. Furthermore, the Jordanian networks also use the same 2100 MHz frequency spectrum that Pelephone uses and in view of the limited cooperation between the operators in Jordan and Pelephone, this could have an effect.

The chart below grades the impact of the foregoing risk factors on Pelephone's operations, as assessed by Pelephone's management. It should be noted that Pelephone's assessments of the extent of the impact of a risk factor reflect the scope of the effect of such risk factor, on the assumption that it the risk factor will be realized and the foregoing does not express an assessment or give weight to the chances of its realization as aforesaid. The order in which the risk factors appear above and below is not necessarily based on the extent of the risk⁴².

Summary of risk factors - cellular telephony

	Effect of risk factor on Pelephone's activities as a whole Risk factors		
	Major	Moderate	Minor
Macro risks			
Exposure to changes in the exchange rates, interest rates and inflation			X
Sector-specific Risks			
Investments in infrastructures and technological changes	X		
Customer credit		X	
Regulatory developments	X		
Competition	X		
Electromagnetic radiation	X		
Site licensing	X		
Severe malfunctions in information systems	X		
State of emergency	X		
Pelephone's risk factors:			
Property risks and liabilities			X
Severe malfunctions in the communications network	X		
Natural disasters	X		
Legal proceedings		X	
Difficult labor relations		X	
Frequency spectrums		X	

The information contained in Section 3.20 and Pelephone's assessments of the effect of the risk factors on its operations and businesses is forward-looking information as defined in the Securities Law. The information and assessments rely on data published by the Ministry of Communications, Pelephone's assessments of the market situation and its competitive structure. Actual results may differ significantly from these assessments if a change occurs in any of the factors taken into account in the assessments.

⁴² See footnote 36.

4. Bezeq International – International Telecommunications, Internet and NEP services

4.1 General

4.1.1 Structure and changes in segment of operations

Bezeq International operates in a number of key areas: providing ISP services; international telecommunications services; domestic telephony services based on a VoB infrastructure; NEP services; as well as providing ICT (infrastructure and communication technologies) solutions and data transmission and PBX services.

Bezeq International's international telecommunications services, similar to those of its competitor international operators, are provided primarily via the domestic networks of the Company and of HOT and the cellular networks, for connecting the subscriber to the international exchange network. For information regarding the hearing announced by the Ministry of Communications concerning new regulation of the international telecommunications market see section 1.6.2.

4.1.2 Legislative and statutory restrictions applicable to Bezeq International

Bezeq International's segment of operations is primarily regulated by the Communications Law and its regulations, and the ITS licenses granted to Bezeq International (see Sections 4.13.1 and 4.13.2).

For key regulatory developments applicable to Bezeq International, see section 4.13.4.

4.1.3 Changes in the segment's volume of operations and profitability

For information regarding changes in the volume and profitability of Bezeq International's operations, see section 1.4.40.

4.1.4 Market developments and customer characteristics

The international telecommunications market in Israel, which has in recent years seen a decline in incoming and outgoing call volume, has been slowly reviving since the last quarter of 2012 due to service bundles offered by the cellular companies that include international calls. In 2013, growth rate (in minutes) was 5% compared with an annual decline of 1.6% in 2012.

The internet market in 2013 continued its growth rate slowdown trend due to the high rate of penetration (approximately 71% of Israeli households are connected to the internet), together with a rise in consumer browsing rates. Generally, the increase in demand for high speed browsing requires Bezeq International to periodically increase its operating capacity via its Jonah submarine cable and the international capacity rights it acquires (for information regarding other Bezeq International infrastructure providers, see section 4.9.2).

4.1.5 Main entry and exit barriers

- A. The main entry barrier of the international call market is the need for an ITS license under the Communications Law and investment in infrastructure (the volume of investments in infrastructure is lower than the volume of investments in a domestic carrier or cellular infrastructure), which is affected by frequent technological changes. However, changes in licensing policies as set out below, and expanded use of VoIP technology, significantly reduces the effect of these barriers.
- B. The main entry barrier of the data and internet services market is the investment in infrastructure (international capacity, internet access and a broad service network).
- C. The main exit barriers for these markets are long-term agreements with infrastructure suppliers and long term return on investments. Furthermore, Bezeq International is committed to providing service to its customers throughout their contract period.

4.1.6 Alternatives for Bezeq International products and the international telecommunications market competition structure and applicable changes

In the international telecommunications market, VoIP technology enables transmission of international calls over the internet for users of this technology, and for TDM network users, through software products (such as Skype) and services of overseas communication providers, and the attractive cost of these services (including the lack of user fees) has led to steady growth in the number of users, and as a result, to a decline Bezeq International's revenues. At the same time, there are currently eight international telecommunication operators on the market that have ITS licenses from the Ministry of Communications for providing Bezeq International services.

For information regarding the hearing announced by the Ministry of Communications concerning new regulation of the international telecommunications market see section 1.6.2.

4.1.7 Structure of competition in the sector and applicable changes

In the internet access sector, some 40 companies have so far been granted ISP licenses, among them are five international call license holders and all the cellular operators.

For further information regarding competition in the sector, see section 4.6.

4.2 Products and Services

Description of the main products and services provided by Bezeq International.

4.2.1 Internet services

In the internet services sector Bezeq International provides internet access services for private and business customers, including requisite terminal equipment and support over DSL based transmission and cable infrastructure; hosting services offering site and server storage services at a designated installation, including value added services (such as monitoring and control); information security services; internet and LAN network connection security using required terminal equipment or software, including monitoring; data services including international IP based data communication solutions for business customers with global deployment; and high speed Wi-Fi services, including public hotspots.

Bezeq International provides these internet services primarily via its exclusive wholly-owned Jonah submarine cable, launched in December 2011. As aforesaid, Bezeq International is the only ISP operating in Israel that owns infrastructure.

4.2.2 Voice (telephony) services

In the voice services sector Bezeq International provides international direct dialing (IDD) services to business and private customers; toll-free dialing overseas for business customers; international call hubbing and routing services - transferring international calls between foreign telecommunication providers (worldwide); phone-card services enabling prepaid and postpaid dialing from Israel overseas and from abroad to Israel, and the 1809 service which allows dialing from Israel to other countries. In addition, Bezeq International provides domestic telephony services using VoB (Voice over Broadband) access through BIP.

4.2.3 International data services

Providing international data communication solutions for business customers including customized global deployment.

Customers can select from a range of the most advanced data communication methods worldwide via Bezeq International's submarine cable (in this regard, see section 4.2.1) and the optic cables deployed from Israel to Europe over which Bezeq International has long-term user rights, and through its business partnerships with leading global telecom providers such as British Telecom, which provide its customers access to their sophisticated global network services.

In addition to the foregoing services, Bezeq International offers ITS licensees to provide Bezeq International's services and ISP licensees the use of its international capacities (through leasing or by purchasing indefeasible rights of use), over Bezeq International's submarine cable, and the user rights it acquired in European terrestrial infrastructures and in other international networks.

4.2.4 ICT solutions for business customers

Bezeq International provides ICT (Information and Communication Technology) solutions for business customers. These ICT solutions include a broad range of communication services such as server and site hosting services, maintenance and technical support services, networking and system services, out-tasking and outsourcing services, security and risk management services, IP based services, exclusive state-of-the-art cloud computing services, online backup services and sale of equipment.

4.2.5 PBX services

Bezeq International markets and maintains communication systems for the entire the Israeli market, and PBX exchanges, telephony networks and IP communications for its business customers. As part of its service contracts, Bezeq International provides maintenance services for various PBX exchange manufacturers. These services are given for gateways, PBX exchanges and network end points (NEP) for lines used as both internal and external lines.

4.3 Revenue

Breakdown of Bezeq International's revenue (in NIS millions):

	2013	2012	2011
Voice services	401	383	413
% of total revenue	27.98%	28.58%	30.51%
Revenue from business internet and telecommunication services (ISP, PBX, ICT, data)	1,032	957	941
% of total revenue	72.02%	71.42%	69.49%
Total revenue	1,433	1,340	1,354

4.4 Customers

Breakdown of revenue from private and business customers (in NIS million):

NIS million	2013	2012	2011
Revenue from private customers	535	538	528
Revenue from business customers	898	802	826
Total revenue	1,433	1,340	1,354

4.5 Marketing, distribution and service**4.5.1 Marketing**

The marketing division concentrates all its activities around a few routine service providers, amongst them the PR firms representing Bezeq International, through which Bezeq International also remains in contact with the various advertising media and production companies. Bezeq International believes that the loss of contact with any of its routine advertising or marketing service providers will not have a significant effect on its marketing and distribution channels.

4.5.2 Private market sales channels

- A. Recruitment and retention call centers for internet and telephony service customers.
- B. A national direct sales network offering door-to-door service, and operating points of sale and customer management.
- C. Customer technical support and service provided through service and support call centers.

- D. A distribution channel that includes external points of sale and field networks of resellers and dealers.
- E. Sale of Bezeq International services by The Company as part of joint service bundles (see section 1.6.2B).

4.5.3 Business market sales channels

These channels include customer recruitment centers, business service and solution centers, and customer managers, based on customer type

4.6 Competition

4.6.1 Internet access services

- A. The market operators are Bezeq International, 013 Netvision which merged with Cellcom, 012 Smile, which merged with Partner, Hot Net and two minor niche players whose market share is not material.

Bezeq International estimates that its share of the internet access market at December 31, 2013 is 40.6%⁴³ compared with a market share of 38.77% at December 31, 2012⁴⁴.
- B. General characteristics of competition in 2013
 1. High penetration rate - at the beginning of 2013, approximately 71% of Israeli households were connected to the internet, based on Central Bureau of Statistics data.
 2. Rate erosion -
 3. HOT frequently collaborates with Bezeq International's direct competitors. Furthermore, HOT has independent internet access operations through Hot-Net.
- C. Developments in 2013
 1. Upgrade of internet infrastructures (the Company and HOT) and increased speeds offered to customers (the Company's NGN network) enables internet access providers and infrastructure providers to offer a range of speeds from 10MB through 100MB.
 2. Strengthening of the trend of selling service bundles.
 3. Continuation of the rising trend in value-added services sales.
 4. Due to market saturation, emphasis is given to strengthening customer loyalty.

4.6.2 International telephony services

- A. As at the end of 2013, there are eight players on the market (amongst them: 014 Bezeq International, 013 Netvision, -12 Smile, Golan Telecom International Ltd. and Hot Mobile International Communications Ltd).

Bezeq International estimates that its market share for outgoing international calls at December 31, 2013 is 21.2% compared with a market share of 24.6% at December 31, 2012⁴⁵.
- B. General characteristics of competition in 2013:
 1. Increase in the volume of calls, since the fourth quarter, subsequent to the sale of unlimited packages (see section 4.1.4) together with erosion of tariffs.
 2. Competition is focused on specific population sectors.

⁴³ This market share estimate is based on the assumption of an increase of 15,000 infrastructure customers during the fourth quarter of 2013, based on the growth figures published by the Company and HOT.

⁴⁴ Bezeq International's estimate of its internet access market share at December 31, 2012 is based on calculating the ratio between the number of its subscribers, and the total number of ISP subscribers (based on public figures for the Company and HOT).

⁴⁵ Based on the Ministry of Communications publication of figures for outgoing calls.

3. The product is a commodity.

4.6.3 Communication solutions for the business sector

With the aim of increasing revenues from business customers, Bezeq International continues to provide ICT services, providing comprehensive system, networking, IT, hosting, voice, data, ISP, wireless, and cloud computing solutions.

Bezeq International has adopted a comprehensive solution model with a single contact person, fully responsible for the process, dealing with the customer (one service provider, one responsibility).

Since December 2011, Bezeq International uses its wholly-owned submarine optic communications cable between Israel and Italy.

The international capacity passing through Bezeq International's submarine cable serves the needs of Bezeq International and its various customers in addition to the Med Nautilus network capacity for which Bezeq International purchased user rights in the past. Bezeq International is the only ISP in Israel that owns a submarine cable.

- A. In the ICT sector Bezeq International competes with competitors such as Binat, Teldor, IBM and others. In 2013 Bezeq International continued to establish its position in the ICT market and gained recognition and endorsement from leading global suppliers in the market.
- B. NEP services - the traditional telephone exchange sector includes a large number of competitors and fierce competition which has given rise to erosion of service prices. The prominent competitors are Teldor Communications, Tadiran, Eurocom, GlobeCall and Tel-Yad. Data communications and IP telephony sector (adapting switchboards and terminal equipment to IP technology) is characterized by the entry of new players from the IT world. Such companies include Binat, Teldor, MalamTeam, IBM. These companies are substantially different from traditional NEP companies and are on a higher technological level. Telecommunication companies are also conglomerating and new operators are entering the market with the intention of providing customers with comprehensive communications solutions that include telephony, transmission, data communications, internet, information security, etc.

4.6.4 Bezeq International promotes its business with emphasis on differentiating it from its competitors as the owner of its own international infrastructure (Jonah cable) for its customers' traffic providing high quality browsing performance, as well as its leading customer service.

4.6.5 The fact that, contrary to some of its competitors, Bezeq International is unable to offer its services as part of a non-detachable communications services bundle, adversely affects its operations.

4.7 Property, plant and equipment

Bezeq International uses Veraz SoftSwitch switches. These switches are used to route Bezeq International's voice traffic. The value-added services, including dialing cards, are based on an intelligent network (IN).

Bezeq International's technological infrastructures, which support voice, data and internet systems, are deployed at five sites, inside and outside Israel, inter alia, to provide services with high survivability.

Bezeq International has long-term agreements for the lease of the two main buildings in which it is based. With respect to one of the buildings, an agreement was signed in June 2013 to extend the rental period for a further 10 years, with exit options for Bezeq International. The rental period of the other building is until 2015 (with four equal extension options until 2023).

4.8 Human capital

Breakdown of the Bezeq International employees in 2012 and 2013:

	Number of employees	
	December 31, 2013	December 31, 2012
Head office employees	1,231	1,261
Sales and service representatives	776	841
Total	2,007	2,102

Organizational structure

The following chart presents the organizational structure of Bezeq International:



All Bezeq International employees are employed under standard personal contracts based on their professions and the positions they fill. The salary structure for some of them contains a performance-linked component of commissions and incentives.

4.9 Suppliers

4.9.1 Foreign operators

Bezeq International has collaboration agreements with some 200 foreign operators, under which Bezeq International transfers to and from these operators international calls (including outgoing calls from Israel, incoming calls to Israel and calls between various destinations outside of Israel) to some 240 destinations worldwide.

4.9.2 Capacity providers

Bezeq International is dependent upon the Company for domestic capacity to provide its services.

Under its agreement with Med Nautilus, Bezeq International purchased indefeasible right of use, in part non-specific which cannot be specifically attributed, of the communication capacity transferred via the submarine cable system operated by Med Nautilus between Israel and Europe for a period of up to 15 years from the date on which it started using this capacity (with an option to extend the period of use). The periods of use are at least until 2017 – 2027, depending on the date of the start of use of the capacity. Bezeq International paid for these rights of use in a lump sum payment shortly before the date on which it started using the capacity.

As Bezeq International primarily uses its own submarine cable, the Med Nautilus capacity is used mainly for backup.

4.10 Working capital

The working capital in Bezeq International's 2013 financial statements is made up from current assets such as cash and cash equivalents, trade receivables, other receivables, current tax assets and inventories, amounting to NIS 494 million; less total current liabilities such as current maturities of loans from the Company, trade payables, other payables and provisions, amounting to NIS 311 million.

4.11 Financing

As at publication date of this report, Bezeq International has no bank liabilities and it does not use its approved line of credit. In recent years, Bezeq International's financing sources are positive cash flows from operating activities and loans it receives from the Company (Bezeq International's parent company).

4.12 Taxation

See also Note 6 to the 2013 financial statements.

4.13 Restrictions and supervision of Bezeq International's operations

4.13.1 Legislative restrictions

Under the Communications Law, telecommunications operations and provision of telecommunications services, including international telecommunications services and internet access services, require licenses from the Minister of Communications. The Minister is authorized to amend the license terms, to add to or detract from them, while taking into account, inter alia, the government's telecommunications policy, public interest considerations, the licensees ability to provide services, contribution of the license to competition in the telecommunications industry, and the level of service in the market.

The law authorizes the Director General of the Ministry of Communications to impose financial sanctions for violations of the provisions of the law and of orders and directives issued thereunder, and for violation of the terms of the license.

4.13.2 Licenses

A. International Telecommunications Service (ITS) license⁴⁶

For providing voice (international telephony) and data services, Bezeq International operates in accordance with its ITS license which is valid until 2022. Pursuant to the Ministry of Communications requirements, Bezeq International provided a bank guarantee of NIS 10.3 million in compliance with the terms of this license.

B. Special Domestic Carrier license

BIP provides domestic VoB telephony services under a special domestic carrier license that is valid until February 8, 2029. Pursuant to Ministry of Communications requirements, Bezeq International provided a bank guarantee of NIS 11.3 million in compliance with the terms of this license.

C. Special ISP license for providing internet access services

Bezeq International has a special ISP license for providing internet access service that is valid until August 29, 2014.⁴⁷

D. NEP license

Bezeq International provides NEP services under this license which is valid until April 30, 2015.

⁴⁶ The text of the international carrier license is published on the Ministry of Communications website at www.moc.gov.il.

⁴⁷ Bezeq International will take measures to extend the license on the prescribed date.

4.13.3 Interconnect payments

For information concerning interconnect fees paid to domestic carriers and cellular operators, including the reduction of interconnect fees to cellular operators as of 2011, see section 1.6.3C.

4.13.4 Key regulatory developments

- A. For possible changes in the communications market that could also affect Bezeq International as a consequence of policy to increase competitiveness, see section 1.6.3.A.
- B. For information regarding the hearing announced by the Ministry of Communications in October 2013 concerning new regulation of the international telecommunications market see section 1.6.2. Resolutions adopted subsequent to this hearing could have significant effects on the structure of competition in the international telecommunications sector, and consequently also on the results of Bezeq International's operations in this sector. At this stage Bezeq International is unable to estimate the scope of this effect, which depends, inter alia, on the type of resolutions that will be adopted subsequent to the hearing.
- C. In November 2012 the Ministry of Communications decided that VOC/VOB services will be regulated through a general or special domestic carrier license, accordingly, and not through a MVNO license. Bezeq International obtained permission to market these services under its special domestic carrier license, but at this stage it does not use this authorization. This decision could have a positive impact on Bezeq International's operations if and when it can offer the services to its customers. Also see section 2.6.1C.

D. Amendment to ISP license

Under the amendment to the special ISP license that Bezeq International received from the Ministry of Communications, which came into effect gradually from December 2, 2012 through May 1, 2013, provisions were added concerning the format of subscriber contracts, conditions for executing remote transactions and transactions in the presence of the parties, provisions for documenting a subscriber's application for service, provisions for refund in the event of overcharge or services that were not requested, conditions for discontinuing the service, provisions concerning the billing format and sending bills to subscribers, provisions concerning the option to contact the ombudsman, provisions concerning the possibility of changing tariff plans, provisions for collecting subscriber debts, provisions concerning the treatment of subscribers' complaints and the obligation to document and submit documents with regard to such treatment, and provisions concerning the obligation to publish information concerning tariff plans.

E. Amendment to the Communications Law with respect to filtering of offensive content

In August 2012, the Ministry of Communications amended the ISPs licenses (fixed and mobile), adding provisions to the licenses concerning filtering of offensive sites and content, as a supplementary measure to the provisions of the law with regard to this issue. The amendment stipulates that a license holder will be required, inter alia, to inform its subscribers about offensive websites and content which are not suitable for children and teenagers, and to include details of methods for blocking access to such sites and content. Likewise, the license holder must offer its subscribers an effective service for filtering offensive sites and content, for no additional payment.

In December 2013 the Ministerial Committee on Legislation approved amendments in a bill concerning the ISPs obligation to inform their customers about internet risks. The primary change to the existing law in the new bill is the expansion of the information to be provided to customers concerning offensive content and the available means of protection against them (free filtering software apps, an obligation that already exists), the obligation to advertise filtering services on their homepage according to the size of the ad (this obligation already exists, other than the size of the ad) and the option will be reviewed for requiring the companies to invest a fixed annual amount in promoting awareness of this issue.

- F. For information concerning the hearing announced by the Ministry of Communications with regard to uniform licensing, see section 1.6.1.

4.14 Joint venture agreements

Bezeq International has an exclusive partnership agreement with British Telecom (BT) for providing global communications services to Israeli and multi-national companies operating in Israel. Under this agreement, Bezeq International will operate as a BT Alliance partner in Israel and will market a range of BT's global IT services and products (such as global data communication networks, MPLS and international access lines).

4.15 Legal proceedings⁴⁸

During its normal course of business, legal claims have been filed against Bezeq International, including motions to certify class actions.

4.15.1 Pending legal proceedings

	Date	Parties*	Instance	Type of Proceeding	Description	Amount of Claim (NIS million)
A	2008	Customer v. Bezeq International and other international operators	District (Central)	A financial claim filed with a motion to certify it as a class action.	Four claims, which were consolidated to form one suit relating to the use of international phone cards for dialing to destinations in the Philippines, Thailand and Nepal. The plaintiffs, who are foreign workers, claim that the phone cards provide an average of 50% of the time units indicated to the purchasers of the cards, Bezeq International also deducts call time for time unsuccessfully spent attempting to call someone, contrary to the declaration does not charge for units of round minutes, provides misleading information about the number of units on the card and formed a cartel with other international telecommunication companies regarding raising the prices for phone cards. The plaintiffs seek court recognition to file their claim as a class action on behalf of a group that includes anyone who purchased the relevant type of phone cards during the seven years prior to filing the claim and throughout the duration of the proceedings. The plaintiffs also petitioned the court to order Bezeq International to cease its foregoing conduct. In November 2010, the court recognized the motion to certify a class action on the grounds of deception. Nonetheless, the court dismissed part of the causes of action and determined that the deception ended after the purchase of several phone cards. A leave to appeal filed by Bezeq International was denied in September 2012 due to the settlement agreement signed between the other defendants in the proceedings and the plaintiffs.	1,159
B	December 2011.	Customer v. Bezeq International	District (Central)	A financial claim filed with a motion to certify it as a class action.	According to the plaintiffs, during October 2011, Bezeq International failed to provide its internet customers with the browsing speed it had undertaken in the contract. The plaintiffs claim refund of the monthly fees and compensation for mental anguish.	Approx. 120
C	February 2012	Customer v. Bezeq International and other international operators	District (Tel Aviv)	A financial claim filed with a motion to certify it as a class action.	Similar to the foregoing in line A above, the plaintiffs allege that the defendants misled customers who purchased overseas dialing services by means of pre-paid international phone cards, with respect to the number of minutes on the card.	2,700

⁴⁸ For information concerning reporting policies and materiality, see section 1.1.

4.15.2 Legal proceedings which ended during the reporting period or by the date of publication of the report

	Date	Parties*	Instance	Type of Proceeding	Description	Amount of Claim (NIS million)
A.	May 2009	Customer v. Bezeq International	District (Tel Aviv)	A financial claim filed with a motion to certify it as a class action.	The plaintiff filed against raising of the tariffs for internet access services following the first year and charging for services the plaintiff claims were not ordered. In June 2011 the court dismissed the claim and the motion to certify as a class action. The plaintiff's appeal against the foregoing judgment was dismissed in October 2013.	approx. 216

4.16 Objectives, business strategy and projected developments

Bezeq International set itself the goal of continuing to lead the basic internet services market in Israel for private and business customers, while maintaining its revenues in its traditional markets:

- 4.16.1** To continue its leadership in the internet access market with emphasis on further differentiation of Bezeq International based on its network performance and the quality of the customer services it provides.
- 4.16.2** To intensify and expand its cloud-based solutions.
- 4.16.3** To strengthen its status as one of the leading ICT players in Israel.
- 4.16.4** To increase customer satisfaction by strengthening and expanding service openings (automated services, social networks, etc.).

These objectives may not materialize or may materialize in part only, due to regulatory changes that could harm Bezeq International's ability to provide solutions for existing or changing market requirements, and due to all the other risk factors described below.

4.17 Risk Factors

Description of the risk factors deriving from the macro-economic environment, from the unique characteristics of the sector in which Bezeq International operates, and Bezeq International's company specific risk factors:

4.17.1 Changes in currency exchange rates

The primary currency in which Bezeq International operates is the NIS. There is a special risk in the nature of Bezeq International's international transactions: Most of the activities (turnover) are from customers in Israel (although Bezeq International also provides services to customers worldwide and charges them in foreign currency, primarily the USD). On the other hand Bezeq International uses services from providers worldwide and pays them for these services in foreign currency, primarily in USD. Changes in the exchange rates of the currencies in which Bezeq International operates against the NIS exposes it to rate differentials on the gap generated, which could adversely affect its profitability by increasing financing expenses, as well as its cash flows. To protect itself against currency exposure, Bezeq International engages in hedging transactions and purchases other financial instruments.

4.17.2 Competition

For information concerning the effect of competition on Bezeq International's businesses, see section 4.6.

4.17.3 Frequent technological developments and infrastructure investments

Bezeq International's operations are characterized by frequent technological developments. The development of technologies constituting attractive alternatives to some of Bezeq International's products (such as Skype) is likely to have a materially adverse effect on its operations. Furthermore, technological developments require frequent investment in infrastructure. See section 4.9.

4.17.4 Government supervision and regulation

For information relating to the application of the provisions of the law and licensing policies and their effect on Bezeq International, see section 4.13. Certain regulatory changes applicable to Bezeq International could have an adverse effect on its results and operations.

4.17.5 Legal proceedings

Bezeq International is party to legal proceedings, including class actions, some of which could result in its being required to pay substantial sums which, in the opinion of its legal counsel, could require the use of Bezeq International's financial resources. A provision has been made in the financial statements of Bezeq International and the Company for such proceedings. For information concerning legal proceedings to which Bezeq International is a party, see section 4.15.

4.17.6 Failure of Bezeq International's systems

In the event of damage to part or all of the systems used by Bezeq International to provide its services, whether due to various technical failures or force majeure, significant difficulties may be caused to the provision of its services.

The table below demonstrates the effects of the foregoing risk factors on Bezeq International's operations, as assessed by its management. It should be noted that Bezeq International's assessments with regard to the extent of the effect of a risk factor reflect the extent of effect of such risk factor, based on the assumption that the risk factor will be realized and the foregoing does not express an assessment or give weight to the chances of its realization as aforesaid. The order in which the risk factors appear above and below is not necessarily based on the extent of the risk⁴⁹.

Summary of risk factors - international telecommunications, internet and NEP services

	Effect of risk factor on Bezeq International's operation		
	Major	Moderate	Minor
Macro risks			
Exposure to changes in currency exchange rates			X
Sector-specific Risks			
Increasing competition		X	
Investments in infrastructure and technological changes		X	
Government supervision and regulation	X		
Special risks for Bezeq International			
Exposure in legal proceedings		X	
Systems failure		X	

The information contained in section 4.17 and Bezeq International's assessments of the effect of the risk factors on its operations and businesses is forward-looking information as defined in the Securities Law. The information and assessments rely on data published by the Ministry of Communications, Bezeq International's assessments regarding the market situation and the structure of competition in it, and possible developments in the market and in the Israeli economy. Actual results may differ significantly from these assessments if a change occurs in any of the factors taken into account in the assessments.

⁴⁹ See footnote 36.

5. DBS – Multi-channel television

5.1 General Information on the segment of operations

DBS, also known by its trade name YES, provides multi-channel television broadcast services via satellite, as well as other services to subscribers in Israel and the Administered Territories.

DBS is the only company currently holding a license (which is not exclusive) for multi-channel satellite television broadcasting.

5.1.1 Structure and changes in segment of operations

A. Currently operating in the subscriber multi-channel television broadcasting segment ("the Broadcasting Segment") other than DBS, is HOT of HOT Group, which provides cable television services. Under the Antitrust Law HOT has a pronounced monopoly in the multi-channel television broadcasting segment. For information pertaining to additional communication services provided by HOT Group, see section 1.6.1.

B. Second Authority for Television and Radio (the "Second Authority") operates a digital terrestrial television and radio broadcasting system (DTT, known as Idan Plus) through which certain channels are broadcast to the public, free of charge. As at reporting date it broadcasts the channels of the Broadcasting Authority (Channel 1 and Channel 33), the commercial channels (Channel 2 and Channel 10) and the Knesset Channel (Channel 99). The DDT operator may broadcast additional channels including radio channels, Educational TV Channel and subject-based and niche channels. The channels are broadcast for a broadcasting fee; however the Ministers of Communications and Finance may decide that the State will subsidize broadcasting fees applicable for subject-based channels and niche channels.

The subject-based channels may, under the Law, finance their broadcasts by charging a subscription fee in addition to the alternative of financing through commercials. The Ministers of Communications and Finance may appoint a private entity for operating the DTT system, in place of the Second Authority.

As at reporting date, the DTT is a partially alternative product to the multi-channel television broadcasts.

DBS believes that an increase in the number or range of channels broadcast via DTT, as well as the possibility of a private entity operating the DTT system, could increase the DTT alternatives to DBS's services, and may therefore have a material detrimental effect on DBS's results.

This assessment of DBS is forward-looking information, as defined in the Securities Law, based in part on the present version of the regulations and DBS's assessment with regard to its application. This assessment may not materialize or may materialize differently than expected, inter alia, depending on the channels that will be included in DTT, the regulatory decisions under the law and applicable regulatory restrictions, and the system and channels it will include.

C. The increase in the bandwidths of communication infrastructures in Israel, together with technological developments enabling the transmission of video content (including channels) via the internet, cellular networks and other infrastructures, and compression capabilities enable wider use of these infrastructures for the transmission of video content. This change has led to two material developments:

1. Transmission of video content over additional communication infrastructures – this development has led to an increase in the number and range of video content accessible to the public (with or without permission of the content copyright holders⁵⁰) via the various communication infrastructures⁵¹, and to a change in the format for viewing content downloaded to a PC to a direct streaming method. Content is viewed through various terminal equipment devices, including computers, television sets, tablets, and mobile phones. To the best of DBS knowledge, some of the cellular operators have announced their intention of offering video content which will include DTT broadcasts with additional content that will be broadcast via the internet.

⁵⁰ DBS is a shareholder of Zira Ltd., which acts to prevent infringement of video content copyrights over the internet.

⁵¹ Also see section 2.6.4B.

The development of this trend enables diverse video content to be provided without the need to set up special infrastructure and as at reporting date, without any regulatory supervision, and could have a material adverse effect on competition in the broadcasting sector, which is currently based on designated infrastructures. This effect could be aggravated if this form of providing content remains unregulated. (For information regarding possible regulation of video content broadcasting see section 5.17.13 below; regarding the yesGo service, see section 5.4 below).

2. DBS's operation of VOD over the internet – Subsequent to this development DBS operates VOD services provided over the internet (see Section 5.2).

For the recommendations of the task force regarding regulation of broadcasts via new broadcasting technologies, see section 5.17.13.

5.1.2 Legislation, restrictions and special constraints in the broadcasting sector

Operations in the broadcasting sector are subject to extensive communications regulation, particularly the Communications Law, a strict licensing and monitoring regime and Ministry of Communications policy decisions. The broadcasting operations are also under the ongoing supervision of the Council, which sets policy, makes rules and monitors many areas of the sector, including broadcasting content, compliance regarding original Israeli productions, broadcasting ethics, consumer protection and approval of the channels broadcasted.

Due to the coherence and overlap between broadcasting and other media sectors, and in view of the operations of HOT and its affiliates in the telephony and internet sectors, the broadcasting sector is also materially affected by the Ministry of Communications policies and decisions regarding other media sectors.

5.1.3 Changes in the scope and profitability of operations in this sector

For further information concerning the changes in the scope of DBS's operations and its profitability, see section 1.4.4.D.

5.1.4 Market developments in the segment of operations

In February 2014, the Council and, to the best of DBS knowledge, also the Minister of Communications, gave their decision with regard to the marketing of limited channel packages that customers may select instead of the basic package ("the Base Packages"), as well as the maximum price at which these can be offered, under an amendment to the Communications Law. DBS has begun marketing three such base packages.

DBS estimates that if there is a significant switch to the base packages, this could adversely affect DBS results.

5.1.5 Technological developments that may have material effect on the segment of operations

For information concerning broadcasting of video content over communications infrastructure, see section 5.1.1C.

5.1.6 Critical success factors in the segment of operations and applicable changes

DBS regards the following factors as critical to the success of its operations:

- A. Quality, differentiation, innovation and originality in the content, variety, branding and packaging of its broadcasts.
- B. Television services via advanced technologies such as personalized television services, and in particular, PVR decoders and VOD services (see section 5.2), as well as HD services.
- C. Access to content via the internet for viewing over various terminal devices (with regard to yesGo services, see section 5.4)

- D. Offering communication service bundles that including television and other services such as telephony and internet (see section 5.17.12).
- E. High level of customer service.
- F. Brand strength and identification with quality, innovation and industry-leadership, content and services.
- G. Price

5.1.7 Main entry and exit barriers for the segment of operation

- A. The main entry barriers are: (a) the need for broadcasting licenses; (b) the investments required of carriers in the sector, including for setting up appropriate infrastructure and purchasing and producing content; (c) the limited volume and the characteristics of the Israeli broadcasting market; (d) broadcasting market saturation.
- B. In recent years, some of these entry barriers have started to crumble as a result of regulatory changes (such as DTT, see section 5.1.1B) and of technological developments enabling transfer of video content over existing communication infrastructures (see section 5.1.1C).
- C. The main exit barriers are: (a) regulatory barrier – termination of operations under the broadcasting license requires a decision by the Minister of Communications to cancel the license prior to the end of the license term, under the terms set out in the license, including arrangements (which could be imposed on the licensee) for ensuring continuation of broadcasts and services, minimizing harm to subscribers; (b) long-term contracts with material suppliers, and with financing entities.

5.1.8 Alternatives for products in the sector and applicable changes

With regard to multi-channel television broadcasts, DBS considers the following services as the main alternatives to it products:

- 1. The variety of terrestrial channels broadcast to the Israeli public free of charge (for information regarding the DTT system, see section 5.1.1B). In addition, many foreign channels may be received in Israel using relatively inexpensive terminal equipment.
- 2. Access to video content via various infrastructures, including the internet and cellular networks (see section 5.1.1C).

5.1.9 Structure of competition in the sector and changes therein

DBS and HOT penetration rates are estimated by DBS to be approximately 65% of households in Israel. DBS believes that its chances of penetrating an additional material segment are not high because most of the remaining households are not potential DBS and HOT customers. To the best of DBS's knowledge, there has not been material change in the over number of subscribers of DBS and HOT in recent years, mainly due to the strengthening of alternative products, however over the past year there has been a moderate increase in DBS's share of this market. An increase in the number of subscribers may be accomplished mainly by recruiting subscribers from the competition and recruiting new subscribers due to the natural growth of households in Israel. The broadcasting sector is characterized by fierce competition between HOT and DBS, which requires the investment of substantial resources to retain existing subscribers and recruit new ones.

For further information regarding competition in the segment, see section 5.7.

5.2 Products and Services

5.2.1 Broadcasts

DBS's broadcasts provide its subscribers with a wide variety of channels: there are approximately 160 video channels (of which 5 are pay per view (PPV) channels, and 20 are HD (High Definition) channels), in addition to radio, music and interactive services.

Under the terms of DBS's broadcasting license and the Council's decisions, these broadcasts include a base package or and of the basic packages that every subscriber is required to purchase (see section 5.1.4), as well as additional user selectable channels, either as packages or as individual channels, and PPV channels.

5.2.2 Advanced services

DBS markets PVR decoders which interface with DBS's electronic broadcasting schedule and enable receipt of exclusive services, including advance booking of recordings, recording of series and pausing of live broadcasts. The PVR decoders also enable viewing of push video content that DBS transfers to the decoders from time to time.

DBS provides HD broadcasts which can be received through HD Zapper decoders. These broadcasts allow superior quality viewing. DBS also markets HDPVR decoders that enable HD broadcasts and PVR services. In addition, these decoders also enable MultiRoom service through which, via a home network, content recorded on such decoders can also be viewed through other (HD Zapper or HDPVR) decoders in the subscriber's home.

The majority of DBS subscribers use advanced decoders (PVR or HD Zapper). DBS believes that an increase in the number of subscribers using PVR decoders will contribute to increasing its revenues from these subscribers and to retaining them as subscribers, however this requires material financial investment.

For marketing methods of these decoders see section 5.9.2.

5.2.3 VOD services

DBS provides VOD services for its subscribers via the internet, allowing user selectable content viewing. These services are provided for a service subscription fee, with additional charge for some of the content. Connecting to this service requires the use of certain types of decoders and appropriate broadband internet connection. In recent years, the number of DBS subscribers connected to VOD services and the consumption of VOD services has increased significantly, inter alia, due to the increased supply of available content, increase in available band width at subscribers' homes and significant increase in use of advanced decoders. Regarding the issue of regulating DBS's VOD services, see section 5.17.13 below.

5.3 Revenue from products and services

Breakdown of DBS' revenues (in NIS millions):

	2013	2012	2011
Revenue from broadcasts and multi-channel television services to subscribers	1,617	1,612	1,602
Percentage of revenue	Approximately 99%	Approximately 99%	Approximately 99%

5.4 New products

DBS plans to launch in the near future its yesGo service, allowing subscribers to view the channels that they have purchased for home television viewing and VOD content, over a variety of terminal devices (smartphones, tablets and PCs)

5.5 Customers

The overwhelming majority of DBS's subscribers are private customers. DBS usually engages with its subscribers in subscriber agreements which regulate the rights and obligations of subscribers in their relations with DBS. Pursuant to the provisions of the broadcasting license, the subscriber agreement was approved by the Council and the Standard Contracts Tribunal. (This approval has expired). DBS has submitted to the Council several requests to amend the subscriber agreement, which are yet to be approved, and once it receives the Council's approval, DBS will act to renew the Standard Contracts Tribunal approval for this agreement.

5.6 Marketing and Distribution

5.6.1 DBS markets its services by advertising in the various media. DBS's sales to new subscribers are carried out via two key distribution channels (some by DBS employees and some by external resellers).

A. Sales representatives working to recruit subscribers.

- B. Call centers that receive telephone inquiries from people interested in joining DBS services, as well as telemarketing campaigns to potential subscribers.

5.6.2 DBS's sales to existing subscribers are carried out through call centers operated by its employees.

5.7 Competition

5.7.1 Competitors in the broadcasting market

DBS and HOT penetration rates are estimated by DBS to be approximately 65% of households in Israel.⁵²

DBS's main competitor, as mentioned in section 5.1.1 above, is HOT, which also provides multi-channel television services to subscribers. In addition, DBS considers the DTT broadcasts and video content via the internet as competition for its services.

Below is the Breakdown of DBS and HOT subscriber numbers and market shares⁵³ to the best of its knowledge, at December 31, 2011, 2012 and 2013*.

2013			2012			2011		
Subscribers	Market share		Subscribers	Market share		Subscribers	Market share	
601,117	40%		578,404	39%		586,400	40%	

* The number of subscribers is approximate and the market share is rounded. Subscriber – one household or small business customer. In the case of business customers which have more than a minimum number of decoders (such as hotels, kibbutz or gym), the number of subscribers are standardized.

5.7.2 Current competition characteristics

The broadcasting competition focuses on broadcasting content, prices and quality of service. Competition also focuses on offering of additional services, such as HD and VOD services, and advanced decoders, as a result of the demand for advanced and personalized television broadcasting (allowing customers to select what content and when to view it).

Competition also includes the additional communication services offered by HOT as part of its "service bundle" (see Section 1.6.1).

5.7.3 Positive and negative competitive factors

- A. DBS's management estimates that DBS has a competitive edge, mainly due to

1. Using the most cutting-edge technology worldwide for providing its services.
2. The quality and variety of content DBS broadcasts to its subscribers.
3. The level, quality and availability of DBS's customer service.
4. Fostering and promoting the "YES" brand as a preferred, popular brand with a high level of customer loyalty.

- B. However, DBS's competitive activities are affected due to inferior or adverse factors in several areas, primarily:

1. Inferior infrastructure – DBS's infrastructure is inferior because satellite infrastructure does not support bidirectional communication, transmission of VOD services or telephony and internet services, compared with HOT's cable infrastructure that supports these services.
2. Regulatory restrictions -

⁵² DBS's assessment of the broadcasting market penetration rates is based on the total number of DBS and HOT subscribers (according to HOT's reports), divided by the total number of households in Israel according to Central Bureau of Statistics data for 2012.

⁵³ The assessment of DBS's market share in 2011 – 2013 is based on the total number of DBS and HOT subscribers (according to HOT's reports). The figure for 2013 is based on data at the end of September 2013.

For information regarding restrictions on marketing joint service bundles see section 5.17.12 below.

3. Space segments - the use of space segments involves heavy expenses. Regarding the restriction on its ability to expand broadcasting supply, see section 5.8.
4. For information regarding the transmission of video content via additional communication infrastructures - see section 5.1.1C.

5.7.4 Main methods for dealing with competition

Below are the main methods used by DBS for dealing with competition in the broadcasting sector:

- A. Content – DBS acts to purchase, produce and broadcast high-quality, innovative and diverse content, creating differentiation of its content;
- B. Service – DBS places an emphasis on its customer service;
- C. Technology – DBS invests in expanding its technological capacities by focusing on providing innovative and advanced services, such as HD services and personalized television broadcasts.
- D. Branding – DBS fosters, promotes and differentiates its YES brand;

5.8 Production capacity

The number of channels which DBS is capable of broadcasting to its subscribers depends on the number of space segments uses, its compression capability and the bandwidth required for transmission of each types channel. As at reporting date, DBS uses almost all the space segments at its disposal, consequently any increase in the number of channels it broadcasts, particularly of HD channels (which require greater bandwidth) would require additional space segments or improving its compression software. DBS obtains the space segments from a company that is wholly controlled by the Company (see section 5.18.1).

5.9 Property, plant and equipment

Below are the main components of DBS's property, plant and equipment:

5.9.1 Land

DBS leases several real estate properties for its operations. Its head offices and main broadcasting center are located on leased land in Kfar Saba. The lease periods for these sites expire in 2019 and the lease periods for the other properties leased by DBS vary from a few months to approximately 9.5 years (these periods are based on the assumption that DBS will exercise its options to extend these leases).

5.9.2 Terminal equipment

DBS installs a receiver dish and other terminal equipment in its subscribers' homes, including decoders enabling reception of broadcasts and smart cards for decoding the encrypted broadcasts. Some decoders are rented to subscribers for a fixed rental that is paid throughout the broadcast reception period, and others are lent to subscribers (some of those on loan require a deposit which is amortized over the subscription period)⁵⁴. DBS discounts the end equipment installation costs as part of its property, plant and equipment.

⁵⁴ A negligible number of decoders is sold to subscribers.

During the reporting period, DBS purchased decoders from two suppliers under framework agreements. HDPVR decoders, in a total amount of NIS 56 million, were purchased from Advanced Digital Broadcast S.A. ("ADB"), the decoder manufacturer, and Eurocom Digital Communications Ltd. ("Eurocom Digital Communications"), the importer that also provides product warranty for the decoders which ADB undertook under the agreement. Eurocom Digital Communications is controlled (indirectly) by Shaul Elovitch, the controlling shareholder of the Company, who is also the controlling shareholder (indirectly) of Eurocom DBS, the largest shareholder in DBS ⁵⁵ (the "ADB Agreement"). HD Zapper decoders, in a total amount of NIS 37 million, were purchased from Pace Micro Technology PLC ("Pace")⁵⁶. DBS may become dependent upon these suppliers⁵⁷.

5.9.3 Broadcasting equipment and computer and communications systems

DBS has its central broadcasting center in Kfar Saba and a secondary broadcasting center located in Emek Ha'ela from where it transmits its broadcasts. The broadcasting centers operates reception and broadcasting equipment, as well as computer and communication systems. The secondary broadcasting center is operated by a third party which provides services for operating and maintenance of the secondary broadcasting center for DBS under a contract which is valid until the end of 2018 (with DBS having an extension option).

5.9.4 Operating and encryption systems

DBS purchases operating system services for operating the broadcasting system and decoders from NDS Limited ("NDS"), and purchases the hardware required for these services. DBS is dependent upon the regular supply of these services and products, including integration of the various decoders that DBS uses for the operating system.

Under the terms of the agreement with NDS, NDS provides development, licensing, supply, training, assimilation and maintenance services for encryption, broadcasting equipment and ancillary software required for DBS's broadcasts and services. NDS undertook to adapt the equipment and services it provides for the various decoders and systems that DBS purchases, and to provide product warranty and support services. DBS makes lump sum payments and periodic payments for the NDS services and products, based primarily on the number of decoders in use and the number of its active subscribers. The agreement with NDS expires in May 2015.

In 2013 DBS payments to NDS amounted to NIS 32.4 million.

5.9.5 Computerized billing system

DBS uses software and computer systems for managing its subscriber agreements, including its billing and collection system. In this regard, DBS engaged in a set of agreements with NetCracker Technology Solutions Ltd. and NetCracker Technology EMEA Limited (together - "NetCracker"), under which NetCracker granted DBS a non-exclusive license for using the system, and it undertook to provide DBS with maintenance services as set out in the agreements. In return for NetCracker's products and services, DBS undertook to pay consideration comprising, inter alia, variable system user license fees depending on the number of subscribers, and variable costs for training, software upgrading, maintenance and support services for operating the system.

DBS is dependent upon NetCracker's system and services due to their importance for managing and monitoring services and content purchased by subscribers and for billing its subscribers. System malfunctions or shutdown of these services to DBS could cause operational difficulties until the fault is repaired or the system/supplier is replaced.

In 2013 DBS payments to NetCracker amounted to NIS 20.4 million.

5.10 Intangible assets

5.10.1 Licenses

D.B.S. owns the following key licenses:

⁵⁵ For information regarding the share trust of Eurocom DBS under the terms of the merger as prescribed by the Antitrust Commissioner, see section 1.6.5.

⁵⁶ As at reporting date, DBS has also engaged in an agreement with another decoder supplier from which it has ordered HD Zapper decoders.

⁵⁷ Replacing a supplier with another supplier does not involve additional material costs, however a substantial preparatory period is required to adapt the decoders of the alternative supplier to the DBS broadcasting and transmission systems, which could, in the event of the termination of the engagement at short notice, cause DBS loss of revenues.

- A. A broadcasting license valid through January 2017⁵⁸ – this license is essential for DBS's operations and is the main regulatory permit for its operations (for the terms of this license, see section 5.17 below).
- B. A satellite television license for broadcasting in the Administered Territories, valid through December 2016, the terms of which are similar to those of DBS's main broadcasting license noted under section A above, and DBS broadcasts to the Administered Territories under this license.
- C. An uplink license (for transfer of broadcasts from DBS's broadcasting center to the broadcasting satellite and for setup and ancillary activities), which is valid through January 2017 or until the expiry of DBS's broadcasting license, the earlier of the two. This license is essential for DBS's operations and is the regulatory permit for the transmission of broadcasting messages from the broadcasting center to the broadcasting satellites and from them to the subscribers' homes.

5.10.2 Trademarks

DBS owns registered trademarks primarily intended to protect its trade name (YES).

5.10.3 Software and licenses

See Note 9 to DBS's 2013 financial statements.

5.11 Broadcasting rights

5.11.1 DBS has the broadcasting rights for two types of video content.

Content purchased from third parties, that include discrete content and channels;

Content produced (in whole or in part) with DBS investment, which in addition to the right to include the content in its broadcasts, DBS usually also has rights in such content, at the rates specified in agreements with the producers. In most instances, DBS is also entitled to issue authorizations for use of rights and to share in the revenues from additional use of the content, other than its broadcast by DBS.

5.11.2 The broadcasting and distribution of content by DBS over various media involves payment of royalties to the owners of copyrights and performance rights to music, sound recordings, scripts and directing of content, included under the Copyright Law, 2007 and the Performers and Broadcasters Rights Law, 1984. Such royalties are paid to several organizations operating in Israel, for collecting royalties on behalf of the owners of the intellectual property rights, under blanket licenses. Royalty payments under these licenses are, at times, based on a fixed payment and sometimes on various pricing methods, and with respect to some of the organizations, DBS may be required to pay additional amounts as royalties for transmitting content via certain media and for secondary broadcasting of certain content to the relevant organization, and in amounts that DBS estimates are not expected to be significant.

This estimate of DBS is a forward-looking statement, based among other things on DBS estimates, including with regard to the extent of use of the content and the positions of the various organizations, and should any of these change, this estimate may change accordingly.

5.11.3 Given the many content providers from which DBS purchases broadcasting rights, DBS does not have a main content provider and is not materially dependent on any single content provider. However, with respect to broadcasts of Israeli sports, at the date of this report there is dependence on the purchase of the broadcasting rights of local sports channels from two providers.

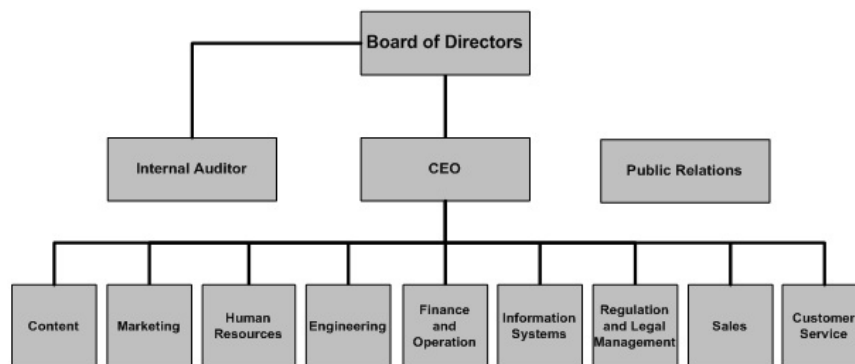
5.11.4 For information regarding broadcasting rights, see Note 7 to DBS 2013 financial statements.

⁵⁸ At the end of this period the agreement may be extended for additional periods of six years each, subject to the terms of the broadcasting license.

5.12 Human capital

5.12.1 Organizational structure

DBS is made up of departments, each headed by a VP, who are members of DBS management.



(*) The Internal Auditor is not an employee of DBS.

5.12.2 DBS human resources by division

Division	Number of Employees	
	December 31, 2013	December 31, 2012
Marketing	32	34
Customer Service	1,388	1,467
Content	74	70
Engineering	100	101
Finance and Operations	111	114
Human Resources	65	50
Regulation and Legal	5	6
IT	136	138
Management and Spokesperson	6	7
Sales	291	284
Total	2,208	2,276

5.12.3 Employee remuneration plans

DBS customarily awards its officers annual performance based bonuses for compliance with goals. Furthermore, DBS also awards periodic bonuses and other incentives to other managers and employees.

5.12.4 Benefits and Employment Agreements

DBS employees are employed under personal employment agreements, on the basis of a monthly salary or an hourly wage, with some of the employees also entitled to performance-based compensation. The employment agreements are generally for an undefined period, and each party may terminate the agreement by prior notice in accordance with the agreement or the law.

DBS employs people in some of its departments on the weekly day of rest and on days of rest prescribed by the State, and it has an appropriate permit for such employment.

5.13 Suppliers

For a description of the engagement with Spacecom, see Sections 5.8 and 5.18.1.

For a description of the agreements with the decoder suppliers, see section 5.9.2

For a description of the agreement with NDS, see section 5.9.4.

For a description of the agreement with NetCracker, see Section 5.9.5.

For information regarding the purchase of broadcasting rights for the domestic sports channels, see section 5.11.3.

5.14 Working capital

For information regarding working capital, see Note 5 to DBS 2013 financial statements.

5.15 Financing**5.15.1 Average interest rate on loans**

Source of financing		Amount at December 31, 2013 (NIS millions)	Currency or linkage	Average interest rate	Effective interest rate
Short-term loans	Banking sources	36	NIS	4.25%	4.33%
Long-term loans	Non-banking sources (1)	1,680	CPI-linked NIS	6.9%	7.02%
	Shareholder loans (2)	3,572	CPI-linked NIS	6.1%	6.2%

(1) The non-banking credit, which is valid until December 31, 2013, is made up of debentures (see section 5.15.3).

(2) Loans provided to DBS by its shareholders are linked to the CPI and are divided into three types: A. interest-free loans; B. loans bearing annual interest of 5.5%; C. loans bearing annual interest of 11%; See also section 5.18.4 and Note 15 to DBS's 2013 financial statements.

5.15.2 Bank financing

DBS is party to a financing agreement with a consortium of banks which was renewed in July 2012 (the "Financing Agreement" or "the Bank Financing Agreement" and "the Banks", accordingly)

According to the Financing Agreement, DBS received an on-going credit facility until the end of 2015 in the amount of NIS 170 million, and a hedge facility of USD 10 million⁵⁹.

For further information pertaining to the financial covenants and DBS's compliance with them and other restrictions applicable to DBS under the financing agreement, and for information concerning collaterals set up in favor of the banks, see Note 27 to the DBS 2013 financial statements.

5.15.3 Institutional financing

A. DBS has a debenture series issued in 2007 to institutional investors, which were listed on the TACT Institutional at TASE under a deed of trust between DBS and Hermetic Trust (1975) Ltd. "Deed of Trust A").

B. DBS has a debenture series issued in 2010 to institutional investors, under a deed of trust between DBS and Hermetic Trust (1975) Ltd. ("Deed of Trust B"). This series was listed on the TACT institutional system at the TASE and was expanded in 2011 and 2012 and in March, April and October 2013.

⁵⁹ Use of these credit facilities is limited to the total working capital requirements of DBS, based on a formula set out in the Amended Financing Agreement, which is dependent on the customer balances of DBS, the total unused broadcasting rights of DBS, the depreciated cost of the decoders and the total trade payable balance of DBS in its financial statements.

C. In May 2012, DBS and several institutional investors signed a debenture providing it at the same time with a loan ("Debenture 2012").

Deed of Trust A and Deed of Trust B and Debenture 2012 will together be: "institutional financing documents".

For further information pertaining to the loan balance of these institutional financing documents, the financial covenants and DBS compliance with them and other primary restrictions applicable to DBS under the institutional financing documents, see Notes 14 and 27 to DBS's 2013 financial statements.

5.15.4 S&P Maalot ratings for DBS and its debentures

The debentures issued under the institutional financing documents are rated by S&P Maalot as -ilA. DBS is rated by S&P Maalot as ilA- with stable outlook (issuer rating)

5.15.5 Credit facilities (in NIS thousands)

Credit facility	Used as at Dec. 31, 2013	Used as at February 26, 2014
170	41	5

5.15.6 Assessment of need to raise sources of financing in 2014

According to the payment schedule for the Financing Agreement and DBS's debentures, in 2014 DBS is expected to repay NIS 405 million on account of principal and interest of its loans.

DBS management believes that the sources of financing available to it, which include, inter alia, a working capital deficit and potential capital raising amounts, will be sufficient for its operations in the coming year, and this based on the projected cash flows approved by the DBS board of directors. Should additional sources be necessary to meet operational needs in the coming year, DBS will adjust its operations such that it will not require additional sources beyond those available to it.

In recent years DBS needed to raise external financing sources, inter alia, to increase its investments. As at reporting date, a significant increase in the scope of DBS's investments would require expanding its available sources of financing (for restrictions regarding additional credit, see Notes 14 and 27 to DBS 2013 financial statements).

5.16 Taxation

For information regarding DBS taxation, see Note 6 to the 2013 financial statements and Note 26 to DBS's 2013 financial statements.

5.17 Restrictions on and supervision of the company

5.17.1 General

DBS's operations are regulated by and subject to the extensive legislation applicable to the broadcasting sector, including primary legislation (specifically the Communications Law and subsequent regulations), secondary legislation (including the Communications Rules), as well as administrative guidelines and Council decisions.

Furthermore, DBS's operations are subject to the provisions of its licenses, particularly the broadcasting license.

In July 2013 the Communications (Telecommunications and Broadcasts) (Amendment No. 57) Bill, 2013 was published, under which a commercial broadcasting authority will be set up, which will be the regulatory authority for coordinating the regulatory powers which are currently held by the Second Authority and the Second Authority Council, and the Council will deal with regulating commercial broadcasting in Israel.

5.17.2 Eligibility requirements for satellite broadcasts licensee, cross-ownership restrictions

The provisions of the satellite broadcasting license prescribes various licensee restrictions, including eligibility requirements relating to the holdings of the licensee and its interested parties, direct and indirect, in cable broadcasting franchisees, franchisees under the Second Authority Law and daily newspapers.

5.17.3 Tariff control

The broadcasting license provides provisions regarding the types of fees the licensee may collect from its subscribers for services provided under the license, and those fixed in DBS price list. The vast majority of subscribers join special campaigns offering DBS services, including various content combination packages, related services, as well as the receipt and installation of terminal equipment at prices below the listed price.

DBS is required to inform the Council chairperson of any price list changes approved by the Council as soon as published and the chairperson may, in certain cases, forbid the price list changes. The Council chairperson may intervene in campaigns or reductions offered by DBS if he/she finds that they are misleading to the public or discriminate between subscribers.

Under Section 6(49) of the Communications Law, the license may stipulate maximum prices that can be charged to subscribers. At the date of this report, no such prices had been set. Furthermore, under section 6K(2) of the Communications Law, the Minister may set the price for the basic package. For details of the basic package see section 5.1.4.

5.17.4 Obligation to invest in local productions

Under the provisions of the broadcasting license and the decisions of the Council, in 2013 DBS was required to invest an amount no less than 8% of its revenue from subscription fees⁶⁰ in local productions, and under the Communications rules and Council decisions, DBS is required to invest various percentages of such investments in various local production genres. DBS also supplemented investment shortfalls determined by the Council for certain genres. The Council's decision regarding the required investment in local productions in 2014 has not yet been published.

5.17.5 Terminal equipment

In 2011, the Ministry of National Infrastructures published Draft Energy Sources (Maximum electrical output in active stand-by mode of a digital channel converter for TV broadcast reception) Regulations, 2011, the purpose of which is to regulate the maximum electrical output when digital converters are on active standby mode. As far as DBS is aware, this draft has not yet been discussed by the Knesset Economic Affairs Committee. DBS estimates that should the draft regulations become binding legislation, they may adversely affect DBS's ability to continue to use some of the decoders currently used by its subscribers, and its ability to import decoders that require a higher level of electricity capacity than the maximum output prescribed in the draft regulations. DBS has asked the Ministry of National Infrastructures to amend the wording of the draft regulations so as to minimize wherever possible these possible effects.

DBS's assessment is forward-looking information, as defined in the Securities Law, based in part on the current version of the draft regulations. There is no certainty that the draft regulations will become binding, or that the version of the regulation that is adopted, if it is adopted, will be the same as the draft version that has been published. This estimate may not materialize, or it may materialize in a manner that differs significantly from that foreseen, in part depending on the version of the registration that is adopted, if and when it is adopted.

5.17.6 Requirement to transmit channels

In accordance with the requirements under the law and license, DBS is required to allow the producers of the channels prescribed in the law to use its infrastructures for transmitting broadcasts to its subscribers, and this in exchange for a fee ("Transmission Fee") to be set in the agreement, and in the absence of agreement - in exchange for a fee that will be fixed by the Minister, after consulting with the Council.

⁶⁰ Including DBS revenue from sale and installation of terminal equipment

Pursuant to the amendment to the Communications Law in 2010, niche channels are exempt from fees other than to HOT and DBS. In 2010 DBS petitioned the Supreme Court against the validity and content of this amendment and this petition is still pending.

5.17.7 Content of the broadcasts and obligations with respect to subscriptions

The broadcasting license sets out provisions that relate to the content of DBS's broadcasts, including an obligation to obtain the Council's approval of the channels broadcasted by DBS. The Communications Law forbids holders of broadcasting licenses to broadcast commercials, other than a few exceptions.

The broadcasting license also includes provisions regarding the subscriber service terms, including discrimination prohibition.

5.17.8 Exit penalty restrictions

See section 1.6A.D.

5.17.9 Ownership of broadcast channels

Pursuant with the Communications Rules, DBS, including its affiliates as defined in the Communications Rules, may own up to 30% of the domestic channels it broadcasts (compared with the 20% applicable to HOT.) Under the Communications Law, DBS is also restricted regarding ownership of news broadcasts productions.

5.17.10 General provisions regarding the broadcasting license

The Minister and the Council have parallel powers for amending the broadcasting license. The Minister is authorized to revoke or suspend the broadcasting license for reasons set out in the Communications Law and the broadcasting license. The Communications Law and broadcasting license stipulate restrictions on the transfer, attachment and encumbrance of the broadcasting license and any of the broadcasting license assets. The broadcasting license requires obtaining approval of the Minister for certain changes in holding of the means of control in DBS and imposes a reporting requirement regarding the holders of such means of control; it is prohibited to adversely affect competition by way of an agreement, arrangement or understanding with a third party with regard to providing broadcasts and services, unless with the prior written consent of the Council; the duty to submit reports to the Ministry of Communications was also defined, as well as conditions regarding supervision of the licensees' operations; the requirement to provide bank guarantees was also prescribed, currently for NIS 40 million (principal), to the Ministry of Communications to guarantee DBS's undertakings under the license (in order to issue these guarantees, DBS shareholders provided securities to the issuing banks).

For information with respect to the restrictions relating to DBS regarding B Communications' acquisition of control in the Company, see section 1.6.5.

5.17.11 Wiring in subscribers' homes

In October 2012, the Ministry of Communications announced that it would cancel the administrative order applicable at that time, regulating subscriber churn between DBS and HOT, and reciprocal use of the infrastructure in subscribers home which in some cases is owned by the other provider. This announcement was further to the request by DBS and HOT to amend the administrative order, primarily for cancelling the advance notice obligation for a subscriber connecting to another service provider. In January 2013, DBS and HOT applied to the Ministry of Communications to amend this decision, so that the administrative instruction will not be cancelled but will be amended as they requested. As at reporting date the Ministry of Communications position on this issue has not yet been received.

5.17.12 Service bundles

Under the broadcasting license, DBS may offer joint service bundles that include service provided by the Company and service by DBS, subject to obtaining Ministry of Communications approval (and if no objections are raised within the period specified in the license, such approval will be deemed granted) and subject to conditions, the most important of which are the "unbundling" obligation, and the existence of a corresponding bundle marketed by a licensee that is unrelated to the Company (see section 1.6.2B). A joint service bundle that includes the Company's internet infrastructure service only, does not require Ministry of Communications approval and the unbundling obligation does not apply.

Nevertheless, in October 2012, the Antitrust Authority informed DBS that in its opinion, cooperation between DBS and the Company for marketing a joint service bundle, constitutes cooperation between (potential) competitors in the sector (this, subsequent to a ruling by the Supreme Court, see section 2.16.8C), which may be construed as a restrictive agreement requiring approval under the Antitrust Law (even if it complies with the terms of the broadcasting license), and that the Commissioner does not intend to grant an exemption from the need for approval of such arrangement.

DBS believes that in view of the development of competition between the communications groups and the growing importance of the supply of comprehensive communications services (see section 1.6A.CC), if the restrictions with regard to the Company's control of DBS (see section 1.6.2D) and the Company's collaboration with DBS remain in place, the adverse impact of such restrictions on DBS's results may increase.

With regard to draft terms published by the Commissioner with regard to the merger of the Company and DBS, see section 1.1.2.

5.17.13 Regulation of the transmission of video content via media infrastructures

In 2011, recommendations of the joint Ministry of Communications and Council task force, which was appointed to review the issue of regulating broadcasts over new platforms and technologies, regarding the method and process for prescribing regulations for semi-TV broadcasts (audio-visual content) over the internet, were submitted to the Minister of Communications. The task force's primary recommendation is to switch from regulation based on transmission and recording means to regulation based on output, so that internet-TV broadcasts would have similar features to the broadcasts currently offered by the broadcasting providers (the criteria for determining such features were included in the task force recommendations), and they will be subject to regulation by the Council and any other relevant regulating authority. It recommended that a follow-up team be set up, involving all the relevant bodies, such as the Ministry of Communications, the Council, the Israel Broadcasting Authority (IBA) and the Second Authority for Television and Radio, for the purpose of reviewing and adapting the regulations currently applicable to the prevailing world of broadcasting to the developing world of broadcasting, in an effort to create a standard, comprehensive set of regulations for both the existing and new broadcasting world (including recommendations for appropriate legislative amendments). The task force noted that it must continue to take into account possible changes in the distribution of income between the broadcasting providers and the new providers and the expansion of the range of broadcasting providers that will be subject to the new regulations. The task force further recommended that if the new broadcasting providers continue to replace the regulated broadcasting providers (the task force found that such replacement rate is still low), which will have an adverse financial effect on the regulated broadcasting providers before the recommended regulations are adopted, the regulating authorities should act to adopt urgent interim regulations to include interim easement for the supervised providers and/or impose obligations tailored to the web-based broadcasting providers. At the date of this report, the Minister of Communications has yet to make a decision regarding these recommendations.

DBS believes that the VOD services it provides via the internet (see section 5.2.3) are not subject to the regulations currently applicable to the multi-channel television broadcasts and as far as it is aware, this is the position of the Ministry of Communications. DBS also believes that the other services it provides via the internet (such as yesGo) are also not subject to such regulation. Nonetheless, executions of these conclusions by the Ministry of Communications may have repercussions on regulating VOD services provided by DBS. It may also affect the development of video content transmitted over the internet.

DBS's estimates in this regard are forward-looking information, as defined in the Securities Law, based in part on the recommendations of the task force as published to date. There is no certainty that the Ministry of Communications will in fact implement these recommendations. These estimates may not materialize, or they may materialize in a manner that differs significantly from that foreseen, in part depending on the actual implementation of the recommendations and the content of the implemented regulations, if they are in fact implemented, and how they are implemented.

5.18 Material agreements

Below is a brief description of the main points of the agreements likely to be considered as material agreements not in the ordinary course of DBS's business, which were signed and/or were valid during the period of the Periodic Report:

5.18.1 Space segment leasing agreement

Under the agreement with Spacecom Communications Ltd. ("Spacecom")⁶¹, DBS leases Amos satellite space segments ("Space Agreement"). The agreement is valid until 2028, whereby the space segments available for DBS use are on satellites Amos 2 (until its end of life expected in 2016) and Amos 3, and thereafter on Amos 3 (until its end of life expected in 2022) and Amos 6 (which is expected to begin operating in 2016, and its end of life is expected to be in 2028)⁶². The agreement is for the lease of 12 space segments, however from 2022 the lease will be for 9 space segments. From commencement of Amos 6 operations, DBS will have rights to lease up to two additional space segments (at the same price as the other segments) by giving notice up to the end of 5 years from the foregoing operations commencement date, and will be entitled to give notice of termination of the lease of the additional segments by prior notice.

In the event of malfunction or non-availability of space segments on any of the satellites, a mechanism will be applied for partial backup on that satellite or on another satellite, if DBS leases space segments on it at that time. Furthermore, Spacecom undertook to make its best reasonable efforts to backup segments that are not supported as aforesaid on the Amos satellites, and if Spacecom is not able to do so, to provide alternative capacity on a satellite of another operator (setting Spacecom's participation in any additional costs, in insignificant amounts, if incurred).

The leasing fee in 2013 amounted to approximately NIS 78 million. In 2014, DBS is expected to pay Spacecom user fees of approximately NIS 82 million.

DBS is materially dependent on Spacecom, as the exclusive holder of the rights and the sole provider of space segments used by DBS, which is also responsible for operation of the space segments. With respect to exposure to risks in the event malfunction of any of the satellites, see section 5.21.3D.

In 2011, Spacecom notified DBS concerning a malfunction in the battery of the Amos 3 satellite, which could cause, during certain periods, limited activity of the satellite and took operational action to prevent harming DBS broadcasts. According to the information given to DBS, the failure is unlikely to affect the service that DBS receives from Spacecom.

This estimate is forward-looking information, as defined in the Securities Law, based in part on Spacecom's publications regarding the fault and its repercussions and on the materialization of Spacecom's estimates as submitted to DBS. Consequently, this opinion may not materialize, or may materialize in a manner different from that anticipated, in part depending on technical and operating conditions relating to the satellite and the malfunction, as well as on other operational or other measures, insofar as they are taken by Spacecom.

5.18.2 Financing agreement with the Banks

For a description of the main points of the agreement see Notes 14 and 27 to the DBS 2013 financial statements.

⁶¹ A company controlled by the controlling shareholder of Eurocom DBS, the largest shareholder in DBS.

⁶² These estimates concerning the commencement of operations and end of life of the satellites are forward-looking information, as defined in the Securities Law, based in part on information DBS received from Spacecom, therefore, these estimates may not materialize or may materialize in a significantly different manner than expected, inter alia, depending on conditions relating to the commencement of the satellites' operation and their required operating conditions.

5.18.3 Deeds of trust regarding Debentures (Series A) and Debentures (Series B) and Debenture 2012

For a description of the main points of the deeds of trust and Debenture 2012, see Notes 2012 and 14 to the DBS 2013 financial statements.

5.18.4 Agreements with DBS shareholders⁶³

- A. The 1998 founders agreements between the shareholders of DBS, regulates the establishment and management of DBS as well as the relationships between the shareholders.
- B. The agreements between DBS's shareholders and DBS, stipulate that the holdings of DBS's shareholders would be adjusted to the pro rata share of their investments, and prioritizes shareholders' loans granted subsequent to July 10, 2002 over earlier loans. The agreement also stipulated that these loans would bear CPI linkage differentials and an annual accrued linked interest rate of 5.5%, while loans granted after April 27, 2003 would bear CPI linkage differentials and an annual accrued linked interest rate of 11%.

⁶³ These agreements were also signed by additional shareholders, whose holdings in DBS were sold to Eurocom DBS and therefore, at the date of this report, the parties to these agreements are Eurocom DBS and the Company.

5.19 Legal proceedings⁶⁴

5.19.1 Pending legal proceedings

	Date	Parties*	Instance	Type of Proceeding	Description	Amount of Claim (NIS million)
A	March 2013	Customer vs. DBS	District (Central)	A financial claim filed with a motion to certify it as a class action.	The applicant claims that DBS disconnected customers from channel 5+ and reconnected them only after the said customers contacted the Company and requested reconnection but continued collecting fees for the channel from those customers who did not contact them and were, therefore, not reconnected. A further hearing was set for June 2014	The applicant estimates the damage to himself at NIS 1,065 of which NIS 1,000 is non-monetary damage, but did not include a total amount for the suit.
B	July 2013	Customer vs. DBS and HOT	District (Central)	A financial claim filed with a motion to certify it as a class action.	The applicants contend that DBS and HOT violated the provisions of the communications laws by advertising and promoting, over many years, the interests of various commercial entities during their broadcasts. The applicants claim to represent all DBS and HOT subscribers during the 7 years prior to filing the suit. The applicants did not stipulate the amount of the suit. In August 2013, DBS notified the providers and producers of the content to whom the disturbances alleged in the motion to certify and the suit refer, in which it informed them that part of the claims against it in the motion to certify and the suit are for actions and oversights allegedly made by them, and that it considers them to be responsible for any damage or costs incurred by it, if any, as a result of these disturbances. A preliminary hearing was set for May 22, 2014.	Not noted.
C	October 2013	Customer vs. DBS	District (Tel Aviv)	A financial claim filed with a motion to certify it as a class action.	It is claimed that DBS unlawfully collected moneys from subscribers in arbitrary and varying amounts for services first provided to the subscribers free of charge or at reduced cost, without giving notice or receiving consent from the subscribers. The applicant has petitioned the court, inter alia, to order DBS to refund to the members of the group, the full amount collected from them, it alleges unlawfully, and to compensate them for violation of freedom of contract and/or mental anguish for forcing the continued engagement with it.	The petition does not state the amount of the claim, other than estimating monetary damages (only) in the amount of NIS 8.6 million.

⁶⁴ For information concerning reporting policies and materiality, see section 1.1.

5.20 Goals and Business Strategy

- 5.20.1** DBS's goals are to increase its operating margins and to continue streamlining efforts while maintaining its business and competitive position in the broadcasting market.
- 5.20.2** To achieve these goals, along with efforts to reduce costs, DBS intends investing considerable effort in marketing and sales, and in appropriate marketing strategy designed to continue attracting subscribers and retaining existing subscribers; continually improving the range of services to subscribers, creating differentiation and innovation in its broadcasting content and increasing it compared with HOT content; to increase the volume of content purchased by each subscriber and expand DBS's value-added services; and to invest in the development and integration of advanced technologies and new services, including the PVR decoders and VOD and HD services among its subscribers as well as providing its content via additional platforms (see section 5.4, above) thereby increasing DBS revenues and subscriber loyalty to DBS's services.
- 5.20.3** DBS's foregoing goals are forward-looking information, based on forecasts by DBS's management, current trends in the broadcasting market and DBS's assessment regarding competition in the broadcasting sector, and the regulation which applies and which will apply to DBS and other players in the broadcasting segment and with regard to the transmission of content over the internet, taking into account the restrictions that apply and will apply to the Company, and which affect DBS. However, the forecasts of DBS's management may not materialize, or may materialize in a significantly different manner, due to changes in demand in the broadcasting market, fiercer competition in this sector, the entry of additional providers into the broadcasting sector or alternative sectors, and in light of the regulatory restrictions which are or will be imposed on DBS or on its partnerships with the Company.

5.21 Risk Factors

Below is a breakdown of the threats, weaknesses and other risk factors of DBS (the "Risks") attributable to the general environment, industry and specific nature of its operations.

5.21.1 Macro risks

- A. Financial risks – a material part of DBS's expenses and investments are linked to USD exchange rate volatility (particularly content, satellite segments, purchase of decoders and additional logistics equipment). Therefore, extreme exchange rate volatility will affect DBS's business results. In addition, the loans DBS received from its shareholders and the debentures DBS issued are linked to the consumer price index and, consequently, a sharp rise in inflation could have a material effect on DBS's business results.
- B. Recession/economic slowdown – an economic slowdown, increase in unemployment rates and decrease in disposable income may cause a decrease in the number of DBS' subscribers, a decrease in DBS' revenues and adversely affect its business results.
- C. Security situation - An ongoing unstable security situation in large areas of Israel, which disrupts the day-to-day lives of the residents, could have an adverse effect on DBS's business results.

5.21.2 Sector-specific Risks

- A. Dependence on licenses - DBS provides multi-channel television broadcasts under a broadcasting license and other licenses. Violation of the provisions of the licenses and of the law under which the licenses are issued could bring about, subject to the license conditions, revoking, amendment or suspension of the licenses and consequently material harm to DBS's ability to continue operating.
- B. Regulation - DBS's operations and broadcasts are subject to obligations and restrictions set out in legislation and to a system of licensing, oversight and approvals from various regulatory bodies, and consequently DBS may be influenced and restricted by policy considerations dictated by these entities and by their decisions and changes in communications legislation (see section 5.17). Regulatory changes may impact DBS's operations and may have an adverse effect on its financial results. Likewise, the entry of content providers transmitting video content via other communications networks, as set out in section 5.1.1C above, without applicable regulation of their operations and/or without amending the regulations applicable to broadcasting licensees, may significantly affect DBS's financial results. Furthermore, as a provider of public services, DBS operations are subject, inter alia, to consumer protection regulation.

- C. Intense competition - the broadcasting sector competition with HOT is fierce (see section 5.1.9 above), requiring DBS to constantly and continually invest in attracting and retaining customers, and dealing with high subscriber churn rates between DBS and HOT. For details regarding competition with HOT, see Section 5.7.
- D. Technological developments and improvements - the risk in the development of new technologies is that they will render existing technology inferior, forcing DBS to invest large amounts for retaining its competitive edge. Furthermore, such technological advances and developments may also facilitate increased accessibility to video content, allowing other providers to offer content viewing services without the need for heavy investment that may make it difficult for DBS to recruit new subscribers, retain existing subscribers and offer its services, requiring it to invest large amounts and posing a threat on its competitive standing (see section 5.1.1C).
- E. Alternative multi-channel broadcasting infrastructures - the DTT activity, and particularly its expansion, may have an adverse impact on the financial results of DBS (see section 5.1.1B.)
- F. Piracy – the broadcasting sector is exposed to viewers' pirate connections for receiving broadcasts without paying subscription fees and is exposed to public access to content to which the broadcasting providers have rights.
- G. Exposure to class action lawsuits - there is exposure to class action lawsuits in material amounts

5.21.3 DBS specific risks

- A. Exposure to calls for immediate repayment of loans due to non-compliance with loan agreements - DBS failure to comply with the provisions of its agreements with financiers may, in accordance with and subject to their provisions, entitle the relevant lenders grounds to call in all the loans provided to DBS for immediate repayment and exercise of the securities provided by DBS. With regard to the possibility of DBS debts being called for immediate repayment in the event of violation of the terms of a loan provided by another lender, see section 5.15.
- B. Restrictions resulting from the ownership structure - DBS is restricted in joint ventures with the Company with respect to offering communications service bundles that has a material impact on DBS's business status and competitive ability (see section 5.7.2).
- C. Sufficient cash flow - DBS is required to maintain a cash flow which is sufficient for compliance with its business plan and with repayment of the credit it used. The absence of a sufficient cash flow may impact DBS ability to increase its rate of penetration of advanced services (such as PVR and HDPVR decoders) and to make it more difficult for it to face the competitive threats created by technological developments and consumption patterns.
- D. Satellite malfunction and damage - DBS broadcasts via space segments on the Amos 2 and Amos 3 satellites stationed at identical points in space. Operational malfunction or damage to one of the satellites is liable to disrupt and reduce the scope of DBS's broadcasts, and such disruption and reductions are expected to be more significant in the event of a failure of AMOS 2 on which DBS leases most of the space segments. Nonetheless, the duplication of the satellites via which broadcasts are transmitted to subscribers as of reporting date (and which is expected to continue until 2022⁶⁵), also in view of the partial backup mechanism prescribed in the Spacecom agreement, significantly reduces the risk entailed by damage to one of them, and improves the sustainability of the broadcast. In the event of a malfunction in one of the satellites, it will be possible to broadcast most of DBS's channels via the space segments available to DBS on the other satellite, and perhaps even via additional segments on the same satellite that might be made available for DBS use by Spacecom, but not all the channels broadcast (for the agreement with Spacecom, see section 5.18.1). DBS is not insured against loss of revenues caused by satellite malfunction.

⁶⁵ See footnote 62.

DBS's foregoing estimate in this paragraph is forward-looking information. This estimate is based on the space segments provided by Spacecom. This estimate may not materialize or may materialize partially or differently if Spacecom does not provide DBS with alternative segments due to unavailability or malfunction of the space segments or the satellites.

- E. Dependence on holders of rights in the space segments - DBS is materially dependent on Spacecom, as the exclusive holder of the rights and the sole provider of space segments used by DBS, and is also responsible for operating the space segments (see Section 5.18.1).
- F. Dependence on providers of software, equipment, content, infrastructure and services - DBS is dependent on certain providers of software, equipment, content and services, including broadcast encryption services (see section 5.13). Failure to receive the products or services they provide could harm DBS's ability to function and its results.
- G. Dependence on use of internal wiring - DBS is dependent on the use of internal wiring in some subscriber homes, which is owned by HOT (see section 5.17.11). Denying the use of HOT infrastructure would constitute a substantial barrier to DBS's subscriber recruitment.
- H. Damage to broadcasting centers - damage to a broadcasting center operations may cause a significant difficulty for continuing broadcasts, however, splitting of broadcasts into two broadcasting centers (Kfar Saba and Emek Ha'ela) reduces the risk involved if one sustains damage and improves the survivability of some of the broadcasts. In the event of damage to one of the broadcasting centers, DBS will be able to continue broadcasting only part of its channels from the other broadcasting center. This is more significant in the event of damage to the Kfar Saba center, which has larger capacity for broadcasting a larger number of channels and is the only center with the capacity for broadcasting some of DBS key channels. All the broadcasting centers have identical encryption systems and therefore backup is also available for the encryption system in the event of damage to one of the broadcasting centers.

DBS's assessment as set out in this paragraph is forward-looking information. This estimate is based on the services provided by the supplier that operates the secondary broadcasting site in the event of damage to the Kfar Saba broadcasting center. This estimate may not materialize or may materialize in part or in a different manner if DBS is not permitted to receive the services of this supplier

- I. Malfunction of DBS's computer systems - a significant malfunction in DBS's central computer systems is liable to significantly affect its operational capability. DBS has a remote backup site, designed to be activated and provide partial computer services within a few hours in the event of malfunction, however, it will be impossible to execute significant DBS operational capacities without the proper operation of the central computer systems

DBS's estimate with respect to its backup capability, as aforesaid in this paragraph, is forward-looking information. This estimate is based on the functioning of the remote backup site. This estimate may not materialize or may materialize differently if this functionality is not enabled.

- J. Technical inferiority and the inability to offer integrated services - DBS's technology is inferior to that of Hot. This technical inferiority prevents DBS from providing telephony and internet services, and various interactive services, including VOD, via its infrastructure; and therefore depends on third parties for providing them. Encryption system malfunction – DBS's broadcasts are based on the encryption of broadcasts transmitted via satellite and encoded via smart cards that are installed in the decoders in subscribers' homes. Malfunction of the encryption system or a breach thereof could make it possible to view broadcasts without payment to DBS, thereby causing a reduction in revenues and a breach of the agreements between DBS and its content suppliers.
- K. Absence of frequency exclusivity - the spectrum of frequencies used by DBS to transmit its broadcasts from the broadcasting satellites to the satellite dishes installed in subscriber homes, and which is allocated by the Ministry of Communications in accordance with licensing, is defined as a frequency spectrum with a secondary allocation, in that there is an Israeli party that is allowed to make authorized primary use the frequency spectrum. If the foregoing owner of the primary allocation uses the frequency spectrum, this may cause adverse impact on the quality and/or availability of DBS broadcasts to its subscribers, which may adversely affect the financial results of DBS. At the date of this report, to the best of DBS's knowledge, the primary allocation holder has not made use of said frequencies in a manner that caused any real and/or lengthy disruptions to DBS broadcasts.

- L. Broadcast disturbances - as DBS's broadcasts are wireless transmissions from broadcasting centers to broadcasting satellites and from them to the receiver dishes in subscriber homes, the broadcast of wireless signals in the same frequency spectrum, whether or not they originate in Israel, and extreme weather conditions of heavy rain, hail or snow could cause disruptions to the quality and/or availability of the broadcasts provided by DBS to its subscribers and may cause material harm to its financial results.

Below is a breakdown of risk factors based on their essence and DBS management's opinion, ranked according to their impact. It should be noted that DBS's assessments of the extent of the impact of a risk factor reflect the scope of the effect on DBS of such risk factor, on the assumption that it the risk factor will be realized and the foregoing does not express an assessment or give weight to the chances of its realization as aforesaid. Likewise, the order of appearance of the risk factors above and below is not necessarily based on the risk involved in each risk factor, or the probability of its occurrence⁶⁶:

Summary of risk factors - multi-channel television

	Extent of Impact		
	Major	Moderate	Minor
Macro risk			
Financial risks		X	
Recession / economic downturn			X
Security situation			X
Sector-specific risk			
Dependence on licenses	X		
Changes in regulation	X		
Intense competition	X		
Technological developments and changes		X	
Alternative infrastructures		X	
Unlawful viewing			X
Exposure to class action lawsuits		X	
Company-specific risk			
Exposure to bank credit being called in for immediate repayment as a result of failure to comply with the finance agreements	X		
Restrictions caused by ownership structure		X	
Need for sufficient cash flow	X		
Satellite malfunction and damage	X		
Dependence on space segment supplier	X		
Dependence on suppliers of content, equipment and infrastructure	X		
Dependence on use of internal wiring		X	
Damage to broadcasting centers	X		
Failure of computer systems	X		
Technical inferiority and inability to offer integrated services		X	
Malfunction of encryption system	X		
Lack of exclusivity on frequencies		X	
Disturbances in broadcasts	X		

⁶⁶ See footnote 36.

The information included in this Section 5.21 and the assessments of DBS regarding the impact of the risk factors on DBS's operations and business constitute forward-looking information as defined in the Securities Law. The information and estimates are based on data published by regulatory agencies, DBS assessments of the market situation and the structure of competition, possible developments in the market and the Israeli economy, and the factors mentioned above in this section. Actual results may differ significantly from these assessments if a change occurs in any of the factors taken into account in the assessments.

March 5, 2014

Date

Bezeq The Israel Telecommunication Corporation Ltd.

Names and titles of signatories:


Shaul Elovitch, Chairman of the Board of Directors

Stella Handler, CEO

Bezeq - The Israel Telecommunication Corporation Ltd.

Chapter B -

**The Board of Directors' Report on the State
of the Company's Affairs for the Year Ended
December 31, 2013**



Directors' Report on the state of the corporation's affairs for the periods ended December 31, 2013

We hereby present the Board of Directors' report on the state of affairs of "Bezeq" - The Israel Telecommunication Corporation Ltd. ("the Company") and the consolidated Group companies (the Company and the consolidated companies, jointly - "the Group"), for the year ended December 31, 2013.

In its financial statements, the Group reports on four main operating segments:

1. Domestic Fixed-Line Communications
2. Cellular Communications
3. International Communications, Internet and NEP Services
4. Multi-Channel Television (presented using the equity method)

The Company's financial statements include an "Others" segment, which comprises mainly online content, commerce and classified advertisement services (through Walla, Walla Shops, Yad-2 and other websites) and contracted call center services (through "Bezeq Online"). The "Others" segment is immaterial at the Group level.

Profit attributable to owners of the Company totaled NIS 1,771 million for the year, as compared to NIS 1,861 million in the last year, a decrease of 4.8%.

The Group's EBITDA (operating profit before depreciation and amortization) decreased from NIS 4,477 million last year, to NIS 4,130 million in the present year, a decrease of 7.8%.

Year-on-year, results were mainly affected by increased competition in the communications market (primarily in the cellular communications segment), which reduced the Group's revenues. The bulk of this decrease in revenues was offset primarily by a reduction in operating expenses.

1. The Board of Directors' Explanations for the State of the Company's Affairs, the Results of its Operations, Equity, Cash Flows, and Additional Matters

1.1 Financial position

	2013	2012	Increase (decrease)		Explanation
	NIS millions	NIS millions	NIS millions	%	
Total current assets	4,920	4,962	(42)	(0.8)	
Trade and other non-current receivables	652	1,074	(422)	(39.3)	This decrease was mainly attributable to a decrease in trade receivables in the Cellular Communications segment, as a result of a decrease in revenues from installment-based handset sales.
Property, plant and equipment and intangible assets	8,033	8,254	(221)	(2.7)	The decrease was mainly recorded in the Cellular Communications and International Communications, Internet and NEP Services segments.
Other non-current assets	1,417	1,478	(61)	(4.1)	
Total assets	15,022	15,768	(746)	(4.7)	
Debt to financial institutions and Debenture holders	9,827	9,546	281	2.9	This increase was mainly attributable to Domestic Fixed-Line Communications segment operations, following a bond issue effected as an expansion of existing bond series. This increase was mostly offset by repayment of bonds and loans in the Domestic Fixed-Line Communications, and Cellular Communication segments.
Other liabilities	2,772	3,767	(995)	(26.4)	This decrease was mainly attributable to the completion of the distribution not meeting the profit test, whose balance as of December 31, 2012 totaled NIS 969 million.
Total liabilities	12,599	13,313	(714)	(5.4)	
Total equity	2,423	2,455	(32)	(1.3)	The change in equity is due to the Group's profits in 2013, less a dividend payment of NIS 1.83 billion. Equity comprises 16.2% of the balance sheet total, as compared to 15.6% of the balance sheet total on December 31, 2012.

1.2 Results of operations

1.2.1 Highlights

	2013	2012	Increase (decrease)		Explanation
	NIS millions	NIS millions	NIS millions	%	
Revenues	9,563	10,278	(715)	(7.0)	The decrease was mainly attributable to the Cellular Communications segment, driven by persistent increases in competition in the cellular market in 2013 (See Sections 3.1.3 and 3.6 to Chapter A of the periodic report).
Depreciation and amortization expenses	1,311	1,436	(125)	(8.7)	The decrease was mainly attributable to the Cellular Communications and the Domestic Fixed-Line Communications segments, following completion of the write-down of assets.
Salary expenses	1,872	1,976	(104)	(5.3)	The decrease was mainly due to workforce reductions in the Domestic Fixed-Line Communications and the Cellular Communications segments.
General and operating expenses	3,576	3,953	(377)	(9.5)	The decrease was attributable to the Cellular Communications and the Domestic Fixed-Line Communications segments, as detailed below.
Other operating income, net	15	128	(113)	(88.3)	Furthermore, starting 2013, Group companies are no longer required to pay royalties to the State.
Operating profit	2,819	3,041	(222)	(7.3)	The decrease is attributable to the Domestic Fixed-Line Communications and Cellular Communications segments.
Finance expenses, net	145	151	(6)	(4.0)	The bulk of the decrease was attributable to a decrease in net finance expenses in the Domestic Fixed-Line Communications and Cellular Communications segments, which was mostly offset by the sale of all share holdings in Traffix Communications Systems Ltd. at a total gain of NIS 74 million in 2012.
Share in losses of investees	252	245	7	2.9	
Income tax	651	778	(127)	(16.3)	The decrease is attributable to the Domestic Fixed-Line Communications and Cellular Communications segments.
Profit for the year	1,771	1,867	(96)	(5.1)	

1.2.2 Operating segments

A See below information regarding revenue and operating profit data, presented by the Group's operating segments:

	2013		2012	
	NIS millions	% of total revenues	NIS millions	% of total revenues
Revenues by operating segment				
Domestic Fixed-Line Communications	4,478	46.8%	4,630	45.1%
Cellular Communications	3,809	39.8%	4,468	43.5%
International Communications, Internet and NEP Services	1,433	15.0%	1,340	13.0%
Multi-Channel Television	1,635	17.1%	1,636	15.9%
Other and offsets*	(1,792)	(18.7)%	(1,796)	(17.5)%
Total	9,563	100%	10,278	100%
	2013		2012	
	NIS millions	% of segment revenues	NIS millions	% of segment revenues
Operating profit by segment				
Domestic Fixed-Line Communications	1,998	44.6%	1,959	42.3%
Cellular Communications	608	16.0%	892	20.0%
International Communications, Internet and NEP Services	227	15.8%	219	16.3%
Multi-Channel Television	268	16.4%	253	15.5%
Other and offsets*	(282)	-	(282)	-
Consolidated operating profit/ % of Group revenues	2,819	29.5%	3,041	29.6%

(*) Offsets are mainly attributable to the Multi-Channel Television segment, an associate company.

1.2.2. Operating segments

B Domestic Fixed-Line Communications Segment

	2013	2012	Increase (decrease)		Explanation
	NIS millions	NIS millions	NIS millions	%	
Telephony	1,971	2,254	(283)	(12.6)	The decrease was the result of lower average revenues per phone line and a decrease in the number of lines.
Internet	1,287	1,166	121	10.4	The increase was mostly attributable to an increase in internet subscribers and higher average revenues per user.
Others	1,220	1,210	10	0.8	
Total revenues	4,478	4,630	(152)	(3.3)	
Depreciation and amortization expenses	683	730	(47)	(6.4)	The decrease was attributable to the final write-off of the old network in 2012, the final write-off of other property, plant and equipment, and adjustment of depreciation rates. The decrease was partially offset by the write-down of new investments.
Salary expenses	980	1,036	(56)	(5.4)	The decrease was mainly due to a reduction in the workforce and in share-based payments. This decrease was mainly offset by salary increases.
General and operating expenses	895	1,033	(138)	(13.4)	The decrease was mainly attributable to the fact that starting 2013, the Group is no longer required to pay royalties to the State; a reduction in interconnect fees to communications operators coupled with a decrease in interconnect fee revenues; and streamlining efforts. The decrease in these expenses was partially offset by a decrease in frequency fee obligations in 2012.
Other operating income, net	78	128	(50)	(39.1)	Net income decreased due to increased expenditure for the termination of employment by way of early retirement and lower profits from the sale of copper and real estate assets. In 2012, the item also includes losses from the termination of the CRM system project.
Operating profit	1,998	1,959	39	2.0	
Finance expenses, net	217	259	(42)	(16.2)	The decrease was mainly attributable to a decrease in finance expenses following the revaluation of the obligation to distribute dividends which does not pass the profit test, and an increase in finance income from the shareholder loan extended to D.B.S. The decrease in net finance expenses was mostly mitigated by lower finance income from loans extended to investees, and recognition of finance income following the reduction in frequency fee obligations in 2012.
Income tax	410	473	(63)	(13.3)	The tax rate on profit after finance expenses, net was 23%, as compared to 29% last year. The decrease in the tax rate was mainly attributable to an increase in the tax-deductible portion of share-based payments and tax differentials from previous years.
Segment profit	1,371	1,227	144	11.7	

1.2.2 Operating segments

C Cellular Communications segment

	2013	2012	Increase (decrease)		Explanation
	NIS millions	NIS millions	NIS millions	%	
Services	2,808	3,261	(453)	(13.9)	Revenues from services decreased due to lower rates mandated by increased competition, and migration to unlimited plans which reduced the average revenue per user (ARPU). Revenues from services were also negatively affected by a decrease in the total number of subscribers. The decrease in revenues was partially offset by an increase in revenues from cellular operators using the operating segment's network (see Section 3.4 in Chapter A of the periodic report).
Terminal equipment sales	1,001	1,207	(206)	(17.1)	Revenues from terminal equipment sales were down mainly due to a decrease in the number of items sold as well as their selling price. This reduction is attributable to the market being opened to imports, and the opening of numerous stores selling handsets.
Total revenues	3,809	4,468	(659)	(14.7)	
Depreciation and amortization expenses	458	531	(73)	(13.7)	These expenses were down mainly from the cessation of capitalization of subscriber acquisition costs, and assets whose amortization period has ended.
Salary expenses	439	491	(52)	(10.6)	The decrease was mainly attributable to a reduction in the workforce.
General and operating expenses	2,243	2,554	(311)	(12.2)	This decrease was due mainly to a decrease in the cost of terminal equipment sales, resulting mainly from a decline in the number of handsets sold. These expenses were also down following the termination of the Group's obligation to pay royalties to the State starting 2013, and a decrease in content-related expenses with a corresponding decrease in content revenues. In addition, the Group also recognized a one-time decrease in site rental payments, to the amount of NIS 30 million, following adjustment of the estimated liability stated in the financial statements and a one-time decrease in net collection expenses.
Other expenses	61	-	61	-	One-time expenses resulting from implementation of the collective agreement signed in December 2013 between Pelephone and the Histadrut and the worker's union in Pelephone (see Section 3.9.2 in Chapter A of the 2013 periodic report).
Operating profit	608	892	(284)	(31.8)	
Finance income, net	91	45	46	102	Income increased mainly due to a decrease in the average debt balance. The increase in net finance income was partially offset by a reduction in finance income, resulting from a decrease in credit on installment-based terminal equipment sales.
Income tax	178	239	(61)	(25.5)	The decrease is attributable to the reduction in income before taxes.
Segment profit	521	698	(177)	(25.4)	

1.2.2 Operating segments

D **International Communications, Internet and NEP Services**

	2013	2012	Increase (decrease)		Explanation
	NIS millions	NIS millions	NIS millions	%	
Revenues	1,433	1,340	93	6.9	Revenues increased due to increased revenues from call transfers between communication carriers worldwide, increased revenues from enterprise communication solutions (ICT), and increased revenues from internet operations due to an increase in the number of subscribers. This increase was partially offset by a decrease in revenues from outgoing calls, stemming mainly from cellular market migration to plans offering unlimited international calls.
Depreciation and amortization expenses	130	136	(6)	(4.4)	The decrease is attributable to extension of the agreement for non-repeatable bandwidth usage rights in a submarine communications cable, serving as a back-up to the segment's own cable.
Salary expenses	287	278	9	3.2	This increase was due to an increase in the number of employees providing outsourced services in ICT operations, a decrease in discounted salary costs attributable to investments in the segment, and an increase in the value of executive options.
Operating general and other expenses	789	707	82	11.6	These expenses increased due to an increase in costs related to call transfers between global communications carriers, and increased expenses from enterprise communications solutions.
Operating profit	227	219	8	3.7	These increases were partially offset by a decrease in expenses on outgoing calls, which was mirrored in the corresponding revenue item, as aforesaid.
Finance expenses	14	8	6	75	
Tax expenses	56	52	4	7.7	
Segment profit	158	160	(2)	(1.3)	

1.2.2 Operating segments

D Multi-Channel Television

	2013	2012	Increase (decrease)		Explanation
	NIS millions	NIS millions	NIS millions	%	
Revenues	1,635	1,636	(1)	(0.1)	Increase in revenues from advanced products were offset by decreased revenues from content services.
Cost of revenues	1,051	1,067	(16)	(1.5)	The decrease was mainly attributable to a reduction in expenses on royalties, space segments, and content. This reduction was partially offset by higher depreciation costs.
Sales, marketing and general and administrative expenses	316	316	-	-	Expenses remained stable following a reduction in advertising expenditure and the write-down of subscriber acquisition costs, mainly offset by higher depreciation costs and sales commissions.
Operating profit	268	253	15	5.9	
Finance expenses	647	561	86	15.3	The increase was mainly attributable to increased interest costs, linkage differences and discounting expenses for shareholder loans.
Income tax	2	2	-	-	
Segment loss	(381)	(310)	71	22.9	

1.3 Highlights from the Group's consolidated quarterly statements of income (NIS millions)

	Q1 2013	Q2 2013	Q3 2013	Q4 2013	2013	Explanation
Revenues	2,405	2,351	2,398	2,409	9,563	In the fourth quarter, revenues from terminal equipment sales were up in the Cellular Communications segment, as compared to the previous quarter. These were offset by lower revenues from telephony operations, affected, inter alia, by lower mutual interconnect rates to fixed-line networks starting December 1, 2013.
Operating expenses	1,644	1,607	1,677	1,816	6,744	The increase in the fourth quarter over the previous quarter was mainly attributable to the Cellular Communications segment following one-time expenses of NIS 61 million from implementation of the collective agreement. Operating expenses for the quarter were also up due to an increase in the cost of terminal equipment sales, driven by increased terminal equipment sales volumes, as aforesaid. Furthermore, the Domestic Fixed-Line Communications segment recognized a provision of NIS 54 million in the fourth quarter for termination of employment by way of early retirement.
Operating profit	761	744	721	593	2,819	
Finance expenses, net	24	27	45	49	145	
Profit after finance expenses, net	737	717	676	544	2,674	
Share in losses of investees	40	67	88	57	252	The quarter-to-quarter decrease was due to lower finance expenses in the Multi-Channel Television segment, driven by the decrease in the CPI in the present quarter, as compared to a CPI increase recorded in the previous quarter.
Profit before income tax	697	650	588	487	2,422	
Income tax	200	177	139	135	651	
Profit for the period	497	473	449	352	1,771	
Earnings per share (NIS)						
Basic and diluted earnings per share	0.18	0.17	0.16	0.13	0.65	

1.4 Cash Flow

	<u>2013</u>	<u>2012</u>	<u>Change</u>		
	<u>NIS millions</u>	<u>NIS millions</u>	<u>NIS millions</u>	<u>%</u>	<u>Explanation</u>
Cash flows from operating activities	4,152	4,014	138	3.4	The increase was attributable to a reduction in working capital in the Cellular Communications segment (mainly due to lower sales volumes and trade receivables from terminal equipment) and the Domestic Fixed-Line Communications segment. This increase was offset by lower net profits.
Cash flows used in investment activities	(917)	(1,237)	320	25.9	In the reporting year, investments in developing communications infrastructures decreased mainly following completion of the NGN project, and completion of marine cable laying works in last year. There was also a decrease in the net purchase of financial assets held for trading and investment in intangible assets and deferred expenses.
Cash flows used in financing activities	(3,091)	(3,663)	572	15.6	In the reporting year, the Group issued NIS 1,360 million in debentures in the Domestic Fixed-Line Communications segment. Furthermore, the Group repaid debts and paid interest to a total amount of NIS 1,573 million, as well as NIS 2,830 million in dividends. Last year, the Group received loans amounting to NIS 650 million, repaid debts and paid interest to a total amount of NIS 1,184 million, and paid NIS 3,071 in dividends.
Increase (decrease) in cash	144	(886)	1,030		

Average volume in the reporting year:

Long-term liabilities (including current maturities) to financial institutions and bond holders: NIS 9,713 million.

Supplier credit: NIS 680 million.

Short-term credit to customers: NIS 2,830 million. Long-term credit to customers: NIS 807 million.

The Group's working capital surplus as of December 31, 2013, totaled NIS 1,453 million, as compared to a working capital surplus of NIS 498 million as of December 31, 2012. The Company (according to its separate financial statements) had a working capital surplus of NIS 248 million as of December 31, 2013, as compared to a deficit of NIS 783 million as of December 31, 2012.

The Company' transition from a working capital deficit to a surplus was mainly due to the completion of a dividend distribution not meeting the profit test.

2. The connection between remuneration given pursuant to Regulation 21 and recipient's contribution to the company

In its meetings of February 27, 2014, and March 5, 2014, the Board of Directors discussed the terms of service and remuneration of officers and principal shareholders in the Company, listed in Section 6 of Chapter D to the 2013 periodic report ("the Periodic Report"), in accordance with Regulation 21 to the Periodic and Immediate Reports Regulations, 1970 ("the Periodic and Immediate Reports Regulations"). The Board of Directors discussed the connection between the remunerations given in 2013 to each of the Company's senior officers and principal shareholders, and their activities and contribution to the Group in 2013. As part of these discussions, the Board of Directors received, ahead of time, relevant data concerning the terms of employment of each officer and principal shareholder.

The above discussion was preceded by extensive discussion in the Company's Remuneration Committee, in its meeting of February 26, 2014, of the contribution and remuneration package of each of the following officers - the Company's CEO, the Deputy CEO and CFO, the Deputy CEO and VP Marketing, the CEO of Pelephone and the CEO of Bezeq International ("the Managers").

The Board of Directors reviewed comparative data through a paper prepared by Professor Moshe Zviran concerning the accepted remuneration for senior management positions in companies comparable with the Company, Pelephone and Bezeq International, as applicable ("the Zviran Survey"). The Board of Directors further discussed additional parameters in reviewing the plausibility and fairness of the remuneration given to the Company's officers, including: key managerial targets achieved in the reporting period and the occurrence of one-time events which may affect the targets set in each officer's remuneration plan. The annual bonuses to the said Managers (excluding the CEO) for 2013 were based on the proportionate achievement of each individual Manager of the targets set for him ahead of time by the Board of Directors in the 2013 bonus plan, and as concerns the CEO - upon her appointment as CEO in March 2013, and as approved in general meeting on May 8, 2013.

The Board of Directors believes that the remuneration of each of the Managers listed in Regulation 21 to Chapter D of the Periodic Report - Additional Details About the Company, including the bonuses derived from the results posted by the Company or its subsidiaries, as applicable, reflects each Manager's role in the Group and its contribution to the Group and its operations. The Board of Directors believes such remuneration to conform to the Company's remuneration policy, approved in general meeting on September 3, 2013; to comply with the remuneration ranges presented in the Zviran Survey; and to be fair and reasonable, as detailed below:¹

Five highest - paid officers in the Company

A. Stella Handler - CEO of Bezeq The Board of Directors noted the smooth way in which Mrs. Handler assumed her position as CEO; her initiative for leading changes in work flows promoting simplicity, efficiency, and savings, ultimately improving customer service; the Company's exceptional performance in surpassing its operating targets, and its positive financial results. The Board of Directors believes the remuneration and bonus paid to the Company's CEO for 2013 to be reasonable and fair under the circumstances, considering the size of the Company, the scope of its operations, and the complexity of the role of Company's CEO.

B. Gil Sharon - CEO of Pelephone: The Board of Directors noted Mr. Sharon's success in managing Pelephone through a challenging year, while conducting negotiations for a collective agreement throughout the year, in an ever more competitive market, the contracting initiatives with HOT, and the network-sharing agreement signed with Cellcom and Golan, as well as the MVNO agreement signed with YouPhone. The Board of Directors believes the remuneration and bonus given to the CEO of Pelephone for 2013 to be reasonable and fair under the circumstances, considering the size of Pelephone, the scope of its operations, and the complexity of the role of Pelephone's CEO.

C. Yitzhak Benbenisti - CEO of Bezeq International: The Board of Directors noted Mr. Benbenisti's extraordinary achievements in most of Bezeq International's businesses, while increasing the company's subscriber base and maintaining ARPU, as well as the culture of camaraderie excellence in the company, which greatly contributed to these achievements. The Board of Directors believes the remuneration and bonus given to Mr. Benbenisti for 2013 to be reasonable and fair under the circumstances, and in light of his aforesaid achievements.

¹ For more information on the remuneration of senior officers, see also Note 27 to the 2013 annual financial statements, and Regulation 21 (Section 6) to Chapter D of the periodic report. It is noted, that, for some of the Managers, the remunerations listed in the table appearing in Section 6 of Regulation 21, in Chapter D of the periodic report also include amounts recognized in the 2013 financial statements for phantom options granted in 2010. These options are "out of the money" and no amounts were paid on account of these options in the reporting year. For the avoidance of doubt, it is clarified, that compliance with the remuneration policy does not take into account the accounting component of the phantom options (which were not allocated in the reporting year, as aforesaid).

D. David ("Dudu") Mizrahi - Deputy CEO of Bezeq and CFO: The Board of Directors noted the smooth manner in which Mr. Mizrahi assumed his position as CFO, his outstanding performance in investor relations, the Company's exceptional performance in exceeding its operating targets and its positive financial results. The Board of Directors believes the remuneration and bonus given to Mr. Mizrahi for 2013 to be reasonable and fair under the circumstances.

E. Ran Guron - Deputy CEO of Bezeq and VP Marketing: The Board of Directors noted the Company's exceptional performance in exceeding its operating targets and its positive financial results. The Board of Directors believes the remuneration and bonus given to Mr. Guron for 2013 to be reasonable and fair under the circumstances.

Remuneration of Principal Shareholders in the Company

Management agreement with Eurocom Communications Ltd. ("Eurocom Communications")

The Board of Directors reviewed the details of the management agreement with Eurocom Communications, as well as the services rendered by Eurocom Communications to the Company since the start of the year, through Messrs. Shaul Elovitch, Or Elovitch, and Amikam Soror.²

The Board of Directors was also presented comparative data, based on a comparative paper prepared by Ernst & Young Kost Forer Gabbay & Kasierer as part of the update to the management agreement, concerning management agreements in other public companies of similar size to that of the Company, or as close as possible in size.

The Board of Directors discussed the scope and nature of the services rendered by Eurocom Communications in the reporting year, and found the remuneration given to Eurocom Communications in 2013 under the management agreement to be reasonable and fair considering the management agreement's contribution to the Company, for the following reasons:

The consultation services rendered under the management agreement were provided by professionals with extensive experience and expertise in the communications market and in the Company's lines of business, including as concerns regulations and finance as well as in real estate. These persons invested significant time and effort in rendering the consultation services in the reporting year (above the time invested by some of these persons as directors in the Company and in Group subsidiaries and associates).

The consultation services significantly contributed to the Company in strategic planning and in the Group's preparation for upcoming regulatory changes, in a time of significant change in the communications market.

In the reporting period, the following directors did not receive remuneration: Or Elovitch, Orna Elovitch-Peled, Amikam Soror, and Felix Cohen, for their service as directors in the Company and in Company subsidiaries and/or associates, and such remuneration was included in the management fees paid to Eurocom Communications.

Comparative data presented to the Board of Directors in the E&Y report indicate, that the remuneration paid under the management agreement, compared to other companies of similar size to the Company, close thereto, as concerns management fees, chairman's remuneration and hourly consultation fees, was fair, reasonable, and did not exceed generally accepted levels.

Employee directors

It is noted that the Company's Board of Directors did not conduct a discussion pursuant to Regulation 10(b)(4) to the Periodic and Immediate Regulations, concerning the reasonability and fairness of remunerations paid for 2013 to employee directors, Messrs. Rami Nomkin and Yair David, as they are remunerated pursuant to their employment in the Company and in accordance with the collective agreement, and not by virtue of their services as directors in the Company. It is noted that Mr. David ceased serving as a director in the Company on February 4, 2014, has signed a retirement agreement, and is expected to retire from the Company on May 31, 2014.

² Details of the management agreement are included in the immediate report dated May 7, 2013, as amended on June 10, 2013. The amended management agreement was approved according to Section 275 of the Companies Law in the Company's general meeting on June 13, 2013.

3. Market Risks - Exposure and Management

The Company's market risks officer

The Company's market risk management officer is Deputy CEO and CFO Dudu Mizrahi.

For details concerning his education and experience, see Section 14 in Chapter D of the periodic report.

Market risks and the Company's risk management policies

The Company is exposed to market risk as a result of changes in interest rates, exchange rates, the CPI, and raw material prices.

The Company follows a financial risk management policy adopted by the Company's Board of Directors on June 26, 2008, and updated on October 18, 2012. Under this policy, the Company implements partial hedges, depending on the circumstances and its own judgment. These partial hedges primarily seek to reduce its exposure to changes in the CPI and to changes in foreign currency exchange rates.

The Company monitors the Group's risk management on a regular basis. As part of this review, when necessary, the Company recommends changes in risk exposure and management. Once every quarter, the Company reports to the Board of Directors on risks and hedges.

In cases where Management considers deviating from the stated policy, its recommendations are brought before the Company's Board of Directors.

CPI risk - The Company has significant surplus of liabilities over CPI-linked assets, and the bulk of its financial exposure stems from the risk of an increase in the CPI. The rate of inflation also affects the Company's operating income and expenses in the course of the year.

In order to minimize its exposure to the CPI, the Company's Board of Directors decided to implement partial hedges, at its discretion, as follows:

- A. Hedging will mainly be carried out through CPI-shekel forward transactions, which guarantee a fixed rise in the CPI over a designated period of time.
- B. Transactions will be subject to judgment and will be carried out in accordance with market trading restrictions, and will be reviewed in relation to inflationary expectations reflected in the bond market and inflation forecasts, and in relation to the Bank of Israel's inflation target range.
- C. The hedging position may be reduced by closing existing transactions before their final expiration date.
- D. The Company will strive for hedging transactions to meet the terms required for the application of hedge accounting.
- E. Hedging transactions will be made according to the repayment schedules of the CPI-linked financial debt.
- F. As long as the CPI exposure is more than NIS 500 million, hedging will not be less than 40% of the exposure for CPI-linked financial debt, and will not exceed 100% thereof; where exposure is less than NIS 500 million, hedging will not exceed 50% of the exposure from CPI-linked financial debt.

The Company carried out hedging transactions against the CPI in order to minimize the said risk. The Company did not incur material costs in carrying out these hedges.

Interest risk - The Company's exposure to changes in interest rates depends mainly on the nature of its financial liabilities and assets, as well as on its future financing needs. Some of the Company's liabilities bear fixed interest, and so interest rate changes will affect their fair value rather than their carrying amount. Other liabilities bear variable interest based on the prime / STD rate.

As of the reporting date, the Company does not hedge against these exposures. However, it is possible that the Company will do so under future market conditions. The Company also accounts for such influences when considering the types of loans it takes.

Currency risk - A change in the NIS exchange rate against the currency basket constitutes an economic exposure in that it can affect the Company's profit and its future cash flows.

To minimize this exposure, the Company's Board of Directors decided that the Company should hedge its exposure to currency risk, subject to the following rules and principles:

- A. The unhedged equity exposure to changes in currency exchange rates will not exceed a sum equivalent to USD 200 million.
- B. The decision whether to hedge purchase and/or investment transactions will be made, if at all, on the date of the purchase and/or investment decision, or as close thereto as possible.

In the reporting period, the Company made no hedging transactions against exchange rates.

Risks and risk management in consolidated subsidiaries

In accordance with the Board of Directors' decision, each of the Group companies is required to maintain a risk management policy and to routinely monitor its implementation. The market risk management officers in the principal consolidated subsidiaries are those companies' CFOs.

For more information concerning financial risk management in the Group, and for information on the linkage terms of balances on the Group's balance sheet (linkage bases report), see Note 28 to the financial statements.

Below are summaries of the sensitivity analysis tables (NIS millions):

Sensitivity to changes in the USD/NIS exchange rate

	USD exchange rate	Loss from changes		Fair value of liabilities	Gain from changes	
		10%	5%		-5%	-10%
2013	3.471	(14)	(7)	(307)	7	14
2012	3.733	(44)	(24)	(456)	24	44

Sensitivity to changes in the CPI

	Loss from changes			Fair value of liabilities	Gain from changes		
	1.5%	0.2%	0.1%		-0.1%	-0.2%	-1.5%
2013	(22)	(3)	(1)	(3,584)	1	3	22
2012	(23)	(3)	(1)	(2,570)	1	3	25

Surplus liabilities exposed to changes in the CPI increased by NIS 1,014 million, mainly due to the expansion of Bonds Series 6.

Sensitivity to changes in the real NIS-based interest rate

	Gain from changes			Fair value of liabilities	Loss from changes		
	16%	10%	5%		-5%	-10%	-16%
2013	(56)	(36)	(18)	(2,285)	19	38	61
2012	(73)	(48)	(24)	(1,483)	25	51	82

Surplus liabilities exposed to changes in the real NIS-based interest rate grew by NIS 802 million, mainly due to the expansion of Bonds (Series 6) which was partially offset by repayment of other bonds.

Sensitivity to changes in the nominal NIS-based interest rate

	Gain from changes			Fair value of liabilities	Loss from changes		
	16%	10%	5%		-5%	-10%	-16%
2013	55	34	17	(2,500)	(17)	(35)	(56)
2012	54	34	17	(3,052)	(17)	(34)	(55)

Surplus liabilities exposed to changes in the nominal NIS-based interest rate decreased by NIS 552 million, mainly due to payment of the dividend balance for the distribution not passing the profit test, partially offset by a decrease in trade receivables.

Sensitivity to changes in marketable securities prices

	Gain from changes		Fair value of liabilities	Loss from changes	
	10%	5%		5% -	10% -
2013	110	55	1,098	(55)	(109)
2012	96	48	962	(48)	(96)

4. Corporate Governance

4.1 Community involvement and donations by Group companies

Bezeq supports the community from a deep-rooted commitment to social responsibility. This support is made through monetary donations, contributions of communications infrastructures, and by encouraging employees to volunteer in a range of activities for the community.

The bulk of Bezeq's monetary donations focus on education.

In 2013, the Group donated a total of NIS 12.9 million.

4.2 Disclosure concerning the auditor's fees

Below are the fees paid to the auditors of the principal consolidated companies in the group for auditing and audit-related services:

Company	Auditor	Details	2013		2012	
			Fees (NIS Thousands)	Hours	Fees (NIS Thousands)	Hours
Bezeq - The Israel Telecommunication Corp. Ltd.	Somekh Chaikin	Audit and audit-related services	3,050	16,890	3,465	16,930
		Other services ³	349	1,294	315	882
Pelephone Communications Ltd.	Somekh Chaikin	Audit and audit-related services	1,215	7,806	1,305	7,390
		Other services ³	473	1,560	273	880
Bezeq International Ltd.	Somekh Chaikin	Audit and audit-related services	652	3,994	685	4,953
		Other services ³	165	545	137	430

³ "Other services" rendered to key companies in the Group in 2013 and 2012 included tax consultancy and special confirmations.

The auditors' fees were discussed by the Board of Directors Financial Statements Examination Committee, and approved by the Company's Board of Directors and the boards of each of the Group companies. The fees were determined on the basis of the hours worked and the hourly rate in the previous year, adjusted for changes and events which occurred in the reporting year.

4.3 Directors with accounting and financial expertise and independent directors

Information concerning directors with accounting and financial expertise and independent directors is included in Sections 2 and 11 to the corporate governance questionnaire in Section 13 of Chapter D to the periodic report.

4.4 Disclosure concerning the internal auditor in a reporting company

Details	
Internal auditor	Lior Segal
Start of tenure date	24.1.2011
Compliance with statutory requirements	The internal auditor complies with the conditions set forth in Section 3(a) and 8 to the Internal Audit Law, and Section 146(b) to the Companies Law.
Employment method	Company employee.
Method of appointment	<p>Manner of appointment and summary of reasons for approving the appointment: The appointment was approved by the Board of Directors on January 24, 2011, following the Audit Committee's recommendation.</p> <p>Prior to his appointment, the internal auditor served as manager of internal processes and controls and as corporate governance compliance officer. The appointment was based on his qualifications and professional experience.</p> <p>Duties, authorities, and roles of the internal auditor: The powers and responsibilities of the Company's internal auditor are set forth in the Company's internal audit procedure, approved by the Company's Audit Committee. According to the procedure, the internal auditor's responsibilities and powers are as follows: Examining propriety of actions carried out by the Company, its officers and personnel, examining the integrity of financial and operating information, examining financial and liability management, and examining the Company's IT systems and its information security set-up. The internal auditor is also charged with investigating employee complaints according to the arrangements set forth by the Audit Committee pursuant to Section 117(6) to the Companies Law, 1999.</p> <p>The internal auditor is authorized to receive any information, explanation, and document required for the performance of his duties; he has right of access to all regular or computerized data bank, database, and automated or non-automated data processing work plan of the Company and its units; and to be granted entry to all Company property. The internal auditor is also entitled to be invited to all Management, Board of Directors and Board committee meetings.</p>
The internal auditor's organizational superior	The Company's CEO.
Work plan	<p>In 2013, the internal auditor followed an annual work plan. In determining the plan for this year, the internal auditor defined a work plan for the years 2013-15.</p> <p>Considerations in determining the internal audit work plan The guiding principle underlying the internal audit work plan is the risk inherent in the Company's processes and operations. To assess these risks, the internal audit referred to a Company risk survey conducted by the Deputy CEO and CFO, who also serves as the operational risk manager, and to other sources which affected the risk assessment in those processes, such as meetings with Management, findings from previous audits, and other relevant activities.</p> <p>The main considerations taking into account in formulating the work plan are reasonable coverage of most of the Company's operating activities based on exposure to material risks, considering existing controls in the Company's operations and previous audit findings.</p> <p>Parties involved in formulating the work plan The internal auditor, Management, the CEO, the Board of Directors' Audit Committee, and the Chairman of the Board.</p> <p>The party accepting and approving the work plan The Board of Directors' Audit Committee.</p> <p>The auditor's discretion in deviating from the work plan The Chairman of the Board or the chairman of the Audit Committee may propose topics which urgently require auditing, and may also recommend narrowing or halting an audit approved in the work plan. The internal auditor is granted discretion to deviate from the work plan.</p> <p>Examination of material transactions The internal auditor attends discussions at Board meetings where material transactions are approved and reviews the relevant material sent in preparation for these discussions. The internal auditor examined transactions with Related Parties, which were discussed in 2012 by the Audit Committee. This subject is included in the work plan for 2013 (as part of the auditor's examination of administrative compliance) and will be discussed in 2014.</p>

Details	
The audit and material investees	<p>The internal audit unit's work plan does not include an audit of material investees. All material investees of the Company have their own internal auditors (either as employees or through third-party services). Investee audit reports are discussed in the audit committees and/or board of directors of these companies, which include Company directors. The internal auditor may, under the Company's internal audit procedure and at his discretion, obtain the audit reports of these subsidiaries and he is obligated to meet with each of the subsidiaries' internal auditors at least once a year, to discuss the audit plan and its implementation in the subsidiary.</p>
Scope of employment	<p>Approximately 9,500 hours of internal audit work. This includes hours worked by third parties and four full-time internal auditors, in addition to the internal auditor. The scope of employment is set according to the audit work plan, formulated in accordance with the scope and complexity of the activities of the various companies.</p> <p><u>Scope of internal audit activities in material investees:</u> Pelephone - 5,500 hours; Bezeq International 2,200 hours; D.B.S. - 965 hours.</p>
Preparation of the audit	<p>The internal audit is conducted in accordance with the Companies Law, 1999, and the Internal Audit Law, 1992, and complies with generally accepted auditing standards set by the Institute of Internal Auditors (IIA).</p> <p>The auditor updated the Board of Directors of the standards which he follows. In 2013, the internal auditor conducted a self-assessment of internal auditing activities, and assessments were also completed by a third party. These assessments indicate that internal auditing activities comply with the required standards.</p>
Access to information.	<p>The internal auditor was supplied with documents and information as stipulated in Section 9 of the Internal Audit Law, and he was granted permanent and direct access to the Company's information systems, including financial data.</p>

Details	
Internal auditor's report	<p>The internal auditor submits audit reports in writing. Audit reports are submitted regularly during the reporting year to the Chairman of the board, the CEO, and to the chairman and members of the Audit Committee. Reports are submitted near the date of discussion by the Committee (usually three days before the said date).</p> <p>The Audit Committee discussed audit reports on the following dates: February 13, 2013; March 4, 2013; April 21, 2013; May 29, 2013; July 1, 2013; and October 17, 2013.</p> <p>In addition to the audit reports, the auditor submitted reviews to the Audit Committee on various matters as requested by the Committee, and briefed the Committee on the implementation of the decisions in the audit reports that were discussed by the Committee.</p>
The Board of Directors' assessment of the internal auditor's work	<p>The Board of Directors believes that the scope of the Company's audit, the nature and continuity of the internal auditor's activities as well as the audit work plan, are reasonable under the circumstances and can achieve the goals of the audit.</p>
Remuneration	<p>The terms of the internal auditor's employment were discussed and approved by the Company's Audit Committee and Board of Directors as follows: Monthly salary of NIS 40,000 and an annual bonus based on pre-determined targets set by the Audit Committee and approved by the Board of Directors, of up to 25% of the annual salary excluding ancillary costs. In 2011, the Board of Directors approved an allotment of 41,000 options of the Company to the internal auditor, under the 2010 employee stock options plan. On February 23, 2014, the Audit Committee approved the bonus for the Company's internal auditor for 2013, to the amount of NIS 118,000 (24.7% of his annual salary).</p> <p>The Board of Directors believes that the compensation paid to the internal auditor did not affect his professional judgment.</p>

4.5 Provisions of the Sarbanes-Oxley Act of 2002 (SOX)

Starting 2011, the Company ceased to apply the provisions of the Securities Regulations (Periodic and Immediate Reports) (Amendment), 2009, concerning internal controls, and instead applied the provisions of the Sarbanes-Oxley Act of 2002 (SOX) as a significant subsidiary of a US-listed company. Accordingly, the Company's 2013 periodic report includes a management report and management confirmation in SOX-compliant format.

5. Disclosure Concerning the Company's Financial Reporting

5.1 Critical accounting estimates

Information concerning key matters of uncertainty in critical estimates and judgments used in the application of accounting policies can be found in Note 1.7 to the financial statements.

5.2 Disclosure of material valuations

The following table discloses material valuations pursuant to Regulation 8B to the Securities Regulations (Periodic and Immediate Reports), 1970:

Valuation of Pelephone's operations:

Valuation of Pelephone's operations:

Subject of valuation	Value of Pelephone's operations in order to test the impairment of goodwill recognized in the Company's financial statements in accordance with IAS 36.
Date of valuation	December 31, 2013; valuation signed on February 26, 2014
Value prior to the valuation	NIS 2,725 million carrying amount of Pelephone's net operating assets* (NIS 1,027 million - goodwill).
Value set in the valuation	NIS 7,153 million. The Company concluded that there is no impairment requiring a write-down of goodwill recognized in the Company's books.
Assessor's identity and profile	Giza Singer Even Ltd. The work was performed by a team headed by Hanoch Papoushado, a partner in Giza Singer Even. Hanoch holds an LL.B and a BA in Economics from the Tel Aviv University, and an MBA from Wharton Business School. The assessor has no dependence on the Company.
Valuation model	Discounted Cash Flow method (DCF).
Assumptions used in the valuation	<ul style="list-style-type: none"> o Discount rate - 11% (post-tax). Comparative companies for setting the discount rate - Cellcom and Partner. o Permanent growth rate - 2.5%. o Scrap value of total value set in valuation - 74%.

(*) Pelephone's net operating assets do not include trade receivable balances from instalment-based terminal equipment sales presented at present value.

- 5.3 Due to the material nature of legal actions brought against the Group, which cannot yet be assessed or for which the Group cannot yet estimate its exposure, the auditors drew attention to these actions in their opinion concerning the financial statements.

6. Details of debt certificate series

Data for the Company's bonds in circulation, as of December 31, 2013:

		Bonds (Series 5)	Bonds (Series 6)	Bonds (Series 7)	Bonds (Series 8)
A	Issue date	June 1, 2004	July 3, 2011	July 3, 2011	July 3, 2011
B	Total par value upon issue (including expansions)	NIS 2,386,967,000	NIS 1,993,135,609	NIS 614,855,000	NIS 1,329,363,000
C	Par value on December 31, 2013	NIS 1,193,483,500(1)(2)	NIS 1,993,135,609	NIS 614,855,000	NIS 1,329,363,000
D	Par value revalued to the reporting date (CPI-linked)	NIS 1,479,329,083(3)	NIS 2,068,443,814	NIS 614,855,000	NIS 1,329,363,000
E	Accrued interest	NIS 45,735,924	NIS 6,377,702	NIS 1,152,853	NIS 6,314,474
F	Fair value	NIS 1,639,368,936	NIS 2,312,236,620	NIS 627,643,984	NIS 1,448,739,797
G	Stock exchange value	NIS 1,639,368,936	NIS 2,312,236,620	NIS 627,643,984	NIS 1,448,739,797
H	Type of interest	Fixed, 5.3%	Fixed, 3.7%	Variable – Annual STL plus 1.4% margin	Fixed, 5.7%
I	Principal repayment dates	June 1 every year from 2011 through 2016	December 1 every year from 2018 through 2022	December 1 every year from 2018-2022	June 1 every year from 2015 through 2017
J	Interest repayment dates	June 1 every year through June 1, 2016	June 1 and December 1 every year, from December 1, 2011 through December 1, 2022	March 1, June 1, September 1 and December 1 every year, from September 1, 2011 through December 1, 2022	June 1 and December 1 every year, from December 1, 2011 through December 1, 2017
K	Linkage	Principal and interest linked to the CPI (base index - April 2004)	Principal and interest linked to the CPI (base index - May 2011)	Unlinked	Unlinked
L	Series expansion through private offerings to classified investors listed in the First Schedule to the Securities Law		On May 29, 2013, NIS 600,265,000 par value issued in consideration for NIS 680.1 million. On November 24, 2013, NIS 434,782,609 par value issued in consideration for NIS 491.6 million.	On May 29, 2013, NIS 189,900,000 par value issued in consideration for NIS 189.9 million.	
M	Liability in relation to Company's total liabilities	Material	Material	Material	Material
N	Trustee	Hermetic Trust (1975) Ltd. Trustee POC - Dan Avnon, CEO Email - avnon@hermetic.co.il , Telephone - 03-5274867 Address - 113 Hayarkon St., Hermetic House, Tel Aviv	Reznik Paz Nevo Trusts Ltd. Trustee POC - Yossi Reznik, CPA, and Adv. Liat Bachar-Segal Email - yossi@rpn.co.il , liat@rpn.co.il Tel: 03-6393311; Fax: 03-6389222 Address - 14 Yad Harutzim St., Tel Aviv		Strauss Lazar Trust Co. (1992) Ltd. Trustee POC - Uri Lazar, CPA Email - ori@slcpa.co.il , Tel: 03-6237777; Fax: 03-5613824 Address - 17 Yitzchak Sadeh St., Tel Aviv
O	Rating	Bonds (Series 5-8) are rated Aa2 by Midroog Ltd. ("Midroog") and AA by Standard & Poor's Maalot Ltd. ("Maalot"). For current and historical ratings data for the bonds, see the Company's immediate report dated November 17, 2013 (ref. no. 2013-01-192900) (Maalot) and November 19, 2013 (ref. no. 2013-01-196218) (Midroog). The rating reports are included in this Board of Directors' Report by way of reference.			
P	Compliance with the deeds of trust	The Company was in compliance with all the terms and obligations under the deeds of trust for Series 5-8, and none of those circumstances were in effect entitling calls for immediate repayment of the debt certificates. No collateral was given to secure payment to holders of the debt certificates.			
Q	Pledges	The debt certificates are not secured by any pledge	As concerns Bonds (Series 6-8), the Company has undertaken not to create additional pledges on its assets unless it simultaneously create pledges towards the bond holders and the lending banks (negative pledges) and subject to such exceptions as detailed in Note 11.2.1 to the financial statements.		

- (1) On June 2, 2013, the Company repaid NIS 397,827,833 par value in bonds.
(2) Of which NIS 440.1 million par value are held by a wholly-owned subsidiary.
(3) Of which NIS 545.4 million are held by a wholly-owned subsidiary.

7. Miscellaneous

For information concerning the liabilities balances of the reporting corporation and those companies consolidated in its financial statements as of December 31, 2013, see the Company's reporting form on the MAGNA system, dated March 6, 2014.

We thank the managers of the Group's companies, its employees, and shareholders.

Shaul Elovitch
CEO

Stella Handler
Chairman of the Board


Signed: March 5, 2014

**Bezeq The Israel Telecommunication
Corporation Ltd.**

Chapter C

**Consolidated Financial Statements
for the Year Ended**

December 31, 2013



The information contained in these financial statements constitutes a translation of the financial statements published by the Company. The Hebrew version was submitted by the Company to the relevant authorities pursuant to Israeli law, and represents the binding version and the only one having legal effect. This translation was prepared for convenience purposes only.



Somekh Chaikin
8 Hartum Street, Har Hotzvim
PO Box 212, Jerusalem 91001

Telephone
Fax
Internet

972 2 531 2000
972 2 531 2044
www.kpmg.co.il

Contents

Page

[Auditors' Report](#)

2

Financial Statements

[Consolidated Statements of Financial Position](#)

4

[Consolidated Statements of Income](#)

6

[Consolidated Statements of Comprehensive Income](#)

7

[Consolidated Statements of Changes in Equity](#)

8

[Consolidated Statements of Cash Flows](#)

9

[Notes to the Consolidated Financial Statements](#)

10



Somekh Chaikin
8 Hartum Street, Har Hotzvim
PO Box 212, Jerusalem 91001

Telephone	972 2 531 2000
Fax	972 2 531 2044
Internet	www.kpmg.co.il

Auditors' Report to the Shareholders of

"Bezeq" the Israeli Telecommunication Corporation Ltd.

We have audited the accompanying consolidated statements of financial position of "Bezeq" the Israeli Telecommunication Corporation Ltd. (hereinafter "the Company") as of December 31, 2013 and 2012 and the consolidated income statements, statements of comprehensive income, statements of changes in shareholders' equity and statements of cash flows, for each of the three years, in the period ended December 31, 2013. These financial statements are the responsibility of the Company's Board of Directors and of its Management. Our responsibility is to express an opinion on these financial statements based on our audit.

We did not audit the financial statements of certain consolidated subsidiaries whose assets constitute approximately 1.8% and 2.1% of the total consolidated assets as of December 31, 2013 and 2012, respectively, and whose revenues constitute approximately 1.6%, 1.9% and 1.8% of the total consolidated revenues for the years ended December 31, 2013, 2012 and 2011, respectively. The financial statements of those companies were audited by other auditors whose reports thereon were furnished to us, and our opinion, insofar as it relates to amounts emanating from the financial statements of such companies, is based solely on the reports of the other auditors.

We conducted our audit in accordance with generally accepted auditing standards in Israel, including standards prescribed by the Auditors Regulations (Manner of Auditor's Performance) - 1973. Such standards require that we plan and perform the audit to obtain reasonable assurance that the financial statements are free of material misstatement. An audit includes examining, on a test basis, evidence supporting the amounts and disclosures in the financial statements. An audit also includes assessing the accounting principles used and significant estimates made by the Board of Directors and by Management of the Company, as well as evaluating the overall financial statement presentation. We believe that our audit and the reports of the other auditors provide a reasonable basis for our opinion.

In our opinion, based on our audit and on the reports of other auditors, the consolidated financial statements referred to above present fairly, in all material respects, the financial position of the Company and its consolidated subsidiaries as of December 31, 2013 and 2012 and their results of operations, changes in equity and cash flows, for each of the three years in the period ended December 31, 2013, in accordance with International Financial Reporting Standards (IFRS) and in accordance with the Securities Regulations (Annual Financial Statements) - 2010.

We have audited, in accordance with Auditing Standards of the Public Company Accounting Oversight Board (United States) the Internal Control over Financial Reporting of "Bezeq" the Israeli Telecommunication Corporation Ltd. as of December 31, 2013, and our report dated March 5, 2014 expressed an unqualified opinion on the effectiveness of internal control over financial reporting of "Bezeq" the Israeli Telecommunication Corporation Ltd.

Without qualifying our abovementioned opinion, we draw attention to lawsuits filed against the Company and its Subsidiaries which cannot yet be assessed or the exposure in respect thereof cannot yet be calculated, as set forth in Note 15.

Somekh Chaikin

Certified Public Accountants (Isr.)

March 5, 2014



Somekh Chaikin
8 Hartum Street, Har Hotzvim
PO Box 212, Jerusalem 91001

Telephone 972 2 531 2000
Fax 972 2 531 2044
Internet www.kpmg.co.il

Auditor's Attestation Report

The Board of Directors and Stockholders

"Bezeq"- The Israel Telecommunication Corporation Ltd.

We have audited "Bezeq"- The Israel Telecommunication Corporation Ltd.'s (hereinafter "The Company") internal control over financial reporting as of December 31, 2013, based on criteria established in *Internal Control – Integrated Framework (1992)* issued by the Committee of Sponsoring Organizations of the Treadway Commission (COSO). The Company's management is responsible for maintaining effective internal control over financial reporting and for its assessment of the effectiveness of internal control over financial reporting, included in the accompanying "Management's Report on Internal Control Over Financial Reporting". Our responsibility is to express an opinion on the Company's internal control over financial reporting based on our audit.

We conducted our audit in accordance with the standards of the Public Company Accounting Oversight Board (United States). Those standards require that we plan and perform the audit to obtain reasonable assurance about whether effective internal control over financial reporting was maintained in all material respects. Our audit included obtaining an understanding of internal control over financial reporting, assessing the risk that a material weakness exists, and testing and evaluating the design and operating effectiveness of internal control based on the assessed risk. Our audit also included performing such other procedures as we considered necessary in the circumstances. We believe that our audit provides a reasonable basis for our opinion.

A company's internal control over financial reporting is a process designed to provide reasonable assurance regarding the reliability of financial reporting and the preparation of financial statements for external purposes in accordance with generally accepted accounting principles. A company's internal control over financial reporting includes those policies and procedures that (1) pertain to the maintenance of records that, in reasonable detail, accurately and fairly reflect the transactions and dispositions of the assets of the company; (2) provide reasonable assurance that transactions are recorded as necessary to permit preparation of financial statements in accordance with generally accepted accounting principles, and that receipts and expenditures of the company are being made only in accordance with authorizations of management and directors of the company; and (3) provide reasonable assurance regarding prevention or timely detection of unauthorized acquisition, use, or disposition of the company's assets that could have a material effect on the financial statements.

Because of its inherent limitations, internal control over financial reporting may not prevent or detect misstatements. Also, projections of any evaluation of effectiveness to future periods are subject to the risk that controls may become inadequate because of changes in conditions, or that the degree of compliance with the policies or procedures may deteriorate.

In our opinion, the Company maintained, in all material respects, effective internal control over financial reporting as of December 31, 2013, based on criteria established in *Internal Control – Integrated Framework (1992)* issued by the Committee of Sponsoring Organizations of the Treadway Commission.

We also have audited, in accordance with generally accepted auditing principles in Israel, the consolidated balance sheets of the Company and its subsidiaries as of December 31, 2013, and 2012, and the related consolidated statements of operations, comprehensive income, changes in stockholders' equity and cash flows for each of the three years in the period which ended December 31, 2013, and our report dated March 5, 2014 expressed an unqualified opinion on those consolidated financial statements with an explanatory paragraph referring to Note 15 regarding the claims made against the Company and its subsidiaries for which at this point the exposure cannot be assessed or calculated.

Somekh Chaikin
Certified Public Accountants

Jerusalem, Israel
March 5, 2014

Somekh Chaikin, a partnership registered under the Israeli Partnership Ordinance, is the Israeli member firm of KPMG International, a Swiss cooperative.

Consolidated Statements of Financial Position as at December 31

Assets	Note	2013 NIS million	2012 NIS million
Cash and cash equivalents	2.3, 3	610	466
Investments, including derivatives	2.3, 4	1,132	1,081
Trade receivables	2.3, 5	2,651	2,927
Other receivables	2.3, 5	344	321
Inventory		117	123
Assets classified as held for sale		66	44
Total current assets		4,920	4,962
Trade and other receivables	2.3, 5	652	1,074
Property, plant and equipment	2.4, 7	5,973	6,076
Intangible assets	2.6, 8	2,060	2,178
Deferred and other expenses	2.8, 9	261	255
Investments in equity-accounted investees (mainly loans)	2.1.5, 10	1,015	1,005
Investments, including derivatives	2.3, 4	81	90
Deferred tax assets	2.15, 6	60	128*
Total non-current assets		10,102	10,806
Total assets		15,022	15,768

Consolidated Statements of Financial Position as at December 31 (Contd.)

	Note	2013 NIS million	2012 NIS million
Debentures, loans and borrowings	2.3, 11	1,136	1,140
Trade payables	12	719	790
Other payables, including derivatives	12	707	703
Current tax liabilities		523	456
Provisions	2.12, 13	125	155
Employee benefits	2.11, 14	257	251*
Dividend payable	18.2.2	-	969
Total current liabilities		3,467	4,464
Loans and debentures	2.3, 11	8,691	8,406
Employee benefits	2.11, 14	234	260*
Provisions	2.12, 13	68	66
Deferred tax liabilities	2.15, 6	55	55
Other liabilities		84	62
Total non-current liabilities		9,132	8,849
Total liabilities		12,599	13,313
Total equity	18	2,423	2,455*
Total liabilities and equity		15,022	15,768

Shaul Elovitch
Chairman of the Board

Stella Handler
CEO

David "Dudu" Mizrahi
Deputy CEO and CFO

* Restated following retrospective application of the amendment to IAS 19, Employee Benefits. See Note 1.8.

Date of approval of the financial statements: March 5, 2014

The attached notes are an integral part of these consolidated financial statements.

Consolidated Statements of Income for the Year Ended December 31

	Note	2013 NIS million	2012 NIS million	2011 NIS million
Revenues	2.13, 19	9,563	10,278	11,373
Costs and expenses				
Depreciation and amortization	2, 7, 8, 9	1,311	1,436	1,395
Salaries	20	1,872	1,976*	2,090*
General and operating expenses	21	3,576	3,953	4,494
Other operating expenses (income), net	22	(15)	(128)	139
		6,744	7,237	8,118
Operating profit		2,819	3,041	3,255
Financing expenses	2.14, 23			
Financing expenses		573	649*	601*
Financing income		(428)	(498)	(389)
Financing expenses, net		145	151	212
Profit after financing expenses, net		2,674	2,890	3,043
Share in losses of equity-accounted investees	2.1.5, 10	252	245	216
Profit before income tax		2,422	2,645	2,827
Income tax	2.15, 6	651	778*	758*
Profit for the year		1,771	1,867	2,069
Attributable to:				
Owners of the Company		1,771	1,861*	2,074*
Non-controlling interests		-	6	(5)
Profit for the year		1,771	1,867	2,069
Earnings per share (NIS)	25			
Basic earnings per share		0.65	0.68	0.77*
Diluted earnings per share		0.65	0.68	0.76

* Restated following retrospective application of the amendment to IAS 19, Employee Benefits. See Note 1.8.

The attached notes are an integral part of these consolidated financial statements.

Consolidated Statements of Comprehensive Income for the Year Ended December 31

	<u>2013</u>	<u>2012</u>	<u>2011</u>
	<u>NIS million</u>	<u>NIS million</u>	<u>NIS million</u>
Profit for the year	1,771	1,867*	2,069*
Items of other comprehensive income not transferred to profit or loss			
Actuarial gains (losses) net of tax	22	(20)	27
Items of other comprehensive income (net of tax) to be transferred to profit or loss subsequent to initial recognition in comprehensive income			
	(16)	(7)	8
Total comprehensive income for the year	<u>1,777</u>	<u>1,840</u>	<u>2,104</u>
Attributable to:			
Owners of the Company	1,777	1,834*	2,109*
Non-controlling interests	-	6	(5)
Total comprehensive income for the year	<u>1,777</u>	<u>1,840</u>	<u>2,104</u>

* Restated following retrospective application of the amendment to IAS 19, Employee Benefits. See Note 1.8.

The attached notes are an integral part of these consolidated financial statements.

Comprehensive Statements of Changes in Equity for the Year Ended December 31

	Share capital	Share premium	Capital reserve for employee options	Capital reserve for a transaction between a corporation and a controlling shareholder	Other reserves	Deficit	Total	Non-controlling interests	Total equity
	NIS million	NIS million	NIS million	NIS million	NIS million	NIS million	NIS million	NIS million	NIS million
Attributable to owners of the Company									
Balance as at January 1, 2011	6,213	378	146	390	(10)	(1,806)*	5,311	43	5,354
Income in 2011	-	-	-	-	-	2,074*	2,074	(5)	2,069
Other comprehensive income for the year, net of tax	-	-	-	-	8	27	35	-	35
Total comprehensive income for 2011	-	-	-	-	8	2,101	2,109	(5)	2,104
Transactions with owners recognized directly in equity									
Distribution not in compliance with the earnings test (Note 18.2.2)	(2,415)	(396)	-	-	-	-	(2,811)	-	(2,811)
Dividend to Company shareholders	-	-	-	-	-	(2,155)	(2,155)	-	(2,155)
Share-based payments	-	-	167	-	-	-	167	-	167
Exercise of options for shares	28	86	(93)	-	-	-	21	-	21
Balance as at December 31, 2011	3,826	68	220	390	(2)	(1,860)	2,642	38	2,680
Income in 2012	-	-	-	-	-	1,861*	1,861	6	1,867
Other comprehensive income for the year, net of tax	-	-	-	-	(7)	(20)	(27)	-	(27)
Total comprehensive income for 2012	-	-	-	-	(7)	1,841	1,834	6	1,840
Transactions with owners recognized directly in equity									
Dividends to Company shareholders (Note 18.2.3)	-	-	-	-	-	(2,071)	(2,071)	-	(2,071)
Share-based payments	-	-	72	-	-	-	72	-	72
Exercise of options for shares	11	32	(36)	-	-	-	7	-	7
Exercise of options for shares in a subsidiary	-	-	-	-	2	-	2	6	8
Acquisition of non-controlling interests	-	-	-	-	(31)	-	(31)	(46)	(77)
Distribution to holders of non-controlling interests, net	-	-	-	-	-	-	-	(4)	(4)
Balance as at December 31, 2012	3,837	100	256	390	(38)	(2,090)*	2,455	-	2,455
Income in 2013	-	-	-	-	-	1,771	1,771	-	1,771
Other comprehensive income for the year, net of tax	-	-	-	-	(16)	22	6	-	6
Total comprehensive income for 2013	-	-	-	-	(16)	1,793	1,777	-	1,777
Transactions with owners recognized directly in equity									
Dividends to Company shareholders (Note 18.2.3)	-	-	-	-	-	(1,830)	(1,830)	-	(1,830)
Share-based payments	-	-	29	-	-	-	29	-	29
Exercise of options for shares	5	43	(43)	-	-	-	5	-	5
Increase in the rate of holding in a subsidiary (Note 10.2.2)	-	-	-	-	(13)	-	(13)	-	(13)
Balance as at December 31, 2013	3,842	143	242	390	(67)	(2,127)	2,423	-	2,423

* Restated following retrospective application of the amendment to IAS 19, Employee Benefits. See Note 1.8.

The attached notes are an integral part of these consolidated financial statements.

Consolidated Statements of Cash Flows for the Year Ended December 31

	Note	2013 NIS million	2012 NIS million	2011 NIS million
Cash flows from operating activities				
Profit for the year		1,771	1,867*	2,069*
Adjustments:				
Depreciation and amortization	7,8,9	1,311	1,436	1,395
Share of losses of associates	10	252	245	216
Financing expenses, net	23	278	291	295*
Capital gain, net	22	(159)	(150)	(181)
Share-based payments	24	29	72	167
Income tax expenses	6	651	778*	758*
Miscellaneous		(22)	-	(19)
Change in inventory		9	74	(33)
Change in trade and other receivables	5	646	505	(756)
Change in trade and other payables	12	27	(233)	(131)
Change in provisions	13	(29)	(34)	(64)
Change in employee benefits	14	2	(144)*	69*
Change in other liabilities		11	(31)	50
Net income tax paid		(625)	(662)	(649)
Net cash from operating activities		4,152	4,014	3,186
Cash flow used in investment activities				
Investment in intangible assets and in deferred expenses	8,9	(186)	(269)	(355)
Proceeds from the sale of property, plant and equipment		312	305	266
Acquisition of financial assets held for trading and others		(1,570)	(2,527)	(2,859)
Proceeds from the sale of financial assets held for trading and others		1,528	2,396	1,967
Purchase of property, plant and equipment	7	(1,042)	(1,271)	(1,548)
Proceeds from disposal of investments and long-term loans		9	100	11
Miscellaneous		32	29	27
Net cash used in investing activities		(917)	(1,237)	(2,491)
Cash flows used in financing activities				
Issue of debentures and loans received	11	1,364	650	5,292
Repayment of debentures and loans	11	(1,120)	(720)	(1,483)
Dividends paid	18	(2,830)	(3,071)	(3,155)
Interest paid		(453)	(464)	(377)
Increase in the rate of holding in a subsidiary	10.2.2	(50)	(77)	-
Miscellaneous		(2)	19	15
Net cash from (used in) financing activities		(3,091)	(3,663)	292
Increase (decrease) in cash and cash equivalents, net		144	(886)	987
Cash and cash equivalents as at January 1		466	1,352	365
Cash and cash equivalents as at the end of the year		610	466	1,352

* Restated following retrospective application of the amendment to IAS 19, Employee Benefits. See Note 1.8.

The attached notes are an integral part of these consolidated financial statements

Notes to the Financial Statements

1. Basis of Preparation

1.1. Definitions

In these financial statements:

The Company: Bezeq The Israel Telecommunication Corporation Limited

The Group: Bezeq The Israel Telecommunication Corporation Limited and its subsidiaries, as follows:

Subsidiaries: Companies, the financial statements of which are fully consolidated, directly or indirectly, with the financial statements of the Company, as set out in Note 10.2.

Associates: Companies, in which the Group's investment is included, directly or indirectly, in the consolidated financial statements on the equity basis, including DBS Satellite Services (1998) Ltd. and other associates that are not material. See also Note 10.1.

Investees: Subsidiaries or associates

Related party: As defined in IAS 24, Related Party Disclosures

Interested parties: As defined in paragraph (1) of the definition of an "interested party" in section 1 of the Securities Law, 1968

1.2. Statement of compliance

The consolidated financial statements of the Group have been prepared in accordance with International Financial Reporting Standards ("IFRS") and in accordance with the Securities Regulations (Annual Financial Statements), 2010

The consolidated financial statements were approved by the Board of Directors on March 5, 2014.

1.3. Functional currency and presentation currency

The consolidated financial statements are presented in NIS, which is the Group's functional currency, and have been rounded to the nearest million. The NIS is the currency that represents the principal economic environment in which the Group operates.

1.4. Basis of measurement

The consolidated financial statements have been prepared on the historical cost basis except for the following items:

- Financial instruments, including financial derivatives, at fair value through profit or loss
- Financial assets classified as available-for-sale at fair value
- Inventories measured at the lower of cost and net realizable value
- Equity-accounted investments
- Deferred tax assets and liabilities
- Provisions
- Liabilities for employee benefits
- Liabilities for cash-settled share-based payment arrangements

For further information about the measurement of these assets and liabilities see Note 2, Significant Accounting Policies.

1.5. Operating cycle

The Group's operating cycle is up to one year. As a result, current assets and current liabilities include items the realization of which is intended and anticipated to take place within one year from the date of the financial statements.

1.6. Classification of expenses recognized in the statement of income

Costs and expenses in the statement of income are presented and analyzed on the basis of the function of the expenses. The classification is compatible with the understanding of the Group's businesses, which address a wide range of services using common infrastructure. All of the costs and expenses are used to provide services.

1.7. Use of estimates and judgment

1.7.1 The preparation of financial statements in conformity with IFRS requires the Group's management to make judgments and use estimates and assumptions that affect the application of accounting policies and the reported amounts of assets, liabilities, income and expenses. Actual results may differ from these estimates.

The preparation of accounting estimates used in the preparation of the Group's financial statements requires management to make assumptions regarding circumstances and events that involve considerable uncertainty. Management of the Company prepares the estimates on the basis of past experience. In exercising its judgment when making the estimates, management relies on experience, various facts, external circumstances, and reasonable assumptions according to the relevant circumstances of each estimate.

Estimates and underlying assumptions are reviewed on an ongoing basis. Revisions to accounting estimates are recognized in the period in which the estimates are revised and in any future periods affected.

Significant estimates and judgments made when applying accounting policies and changes in these estimates and assumptions that could potentially have a material effect on the financial statements are as follows:

Subject	Principal assumptions	Possible effects	Reference
Useful life of property, plant and equipment and intangible assets	Assumption of the useful life of groups of property, plant and equipment and intangible assets	Change in the value of property, plant and equipment and intangible assets and in depreciation and amortization expenses	Notes 7 and 8
Deferred taxes	Assumption of projected future realization of the tax benefit	Recognition or reversal of deferred tax asset in profit or loss	Note 6
Uncertain tax positions	The Group's uncertain tax positions and the risk of incurring any additional tax and interest expenses. This is based on an analysis of a number of matters including interpretations of tax laws and the Group's past experience	Recognition of additional or open income tax expenses	Note 6
Provisions and contingent liabilities	Assessment of the likelihood of claims against Group companies and measuring potential liabilities attributable to claims	Reversal or creation of a provision for a claim and recognition of income/expenses respectively	Note 13 and Note 15
Measurement of recoverable amounts of cash-generating units that include goodwill	Assumption of expected cash flows from cash-generating units	Recognition of impairment loss	Note 8.2
Provision for doubtful debts	Assessment of the risk of non-collection of trade receivables	Recognition or reversal of doubtful debt expenses and recognition of lost debt expenses	Note 5
Post-employment employee benefits	Actuarial assumptions such as discount rate, future salary increases and churn rate	Increase or decrease in the post-employment defined benefit obligation	Note 14
Indications of investment impairment in an associate and of cash-producing units	Indications of impairment	Recognition of loss from investment impairment in an associate or a cash-producing unit.	Note 10

1.7.2 Determining fair value

When preparing the financial statements, the Group is required to determine the fair value of certain assets and liabilities. Further information about the assumptions made in determining fair values is disclosed in Note 28.7 regarding fair value.

1.8. Changes in accounting policies

As from January 1, 2013, the Group applies the new standards and amendments described below:

- A new suite of financial reporting standards on consolidation of financial statements (IFRS 10), joint arrangements (IFRS 11) and disclosure of involvement with other entities (IFRS 12).
- IFRS 13, Fair Value Measurement:
- Amendment to IAS 19, Employee Benefits
- Amendment to IAS 36, Impairment of Assets: Recoverable Amount Disclosures for Non-Financial Assets. The Group has chosen early adoption of the amendment to IAS 36.

Application of the new standards did not have a material effect on the Group's financial statements, including IFRS 10, regarding assessment of the absence of the Company's control of DBS. As a result of retrospective application by way of restatement of the amendment to IAS 19, the Group restated the statements of income for 2011 and 2012 and recognized an increase in net profit of NIS 8 million and NIS 3 million, respectively. In addition, as at January 1, 2011, December 31, 2011, and December 31, 2012, the Company recognized a decrease in capital of NIS 16 million, NIS 8 million and NIS 5 million, respectively.

2. Significant Accounting Policies

The accounting policies set out below have been applied consistently by Group entities for all periods presented in these consolidated financial statements, except as described in the section referring to changes in accounting policy in Note 1.8 above.

2.1. Consolidation of the financial statements and investments in associates

2.1.3 Business combinations

The Group implements the acquisition method for all business combinations.

The acquisition date is the date on which the acquirer obtains control over the acquiree. Control exists when the Group is exposed, or has rights, to variable returns from its involvement with the acquiree and it has the ability to affect those returns through its power over the acquiree. Substantive rights held by the Group and others are taken into account when assessing control.

2.1.4 Subsidiaries

Subsidiaries are entities controlled by the Company. The financial statements of subsidiaries are included in the consolidated financial statements from the date that control commences until the date of loss of control. The accounting policies of subsidiaries have been changed when necessary to align them with the policies adopted by the Group.

2.1.5 Transactions eliminated on consolidation

Intra-group balances and income and expenses arising from intra-group transactions, are eliminated in the consolidated statements.

2.1.6 Non-controlling interests

Transactions with non-controlling interests, while retaining control, are accounted for as equity transactions. Any difference between the consideration paid or received for change in non-controlling interests is recognized in equity. ***The Group elected to present the difference under capital reserve for transactions with holders of non-controlling interests.***

2.1.7 Associates (accounted for by the equity method)

Associates are those entities in which the Group has significant influence, but not control, over the financial and operating policies. In respect of equity-accounted investments, goodwill is included in the carrying amount of the investment. For further information about recognition of impairment loss for these investments, see section 2.10.3 below.

2.4.3 Depreciation

Depreciation is recognized in the statement of income on a straight-line basis over the estimated useful life of each part of an item of property, plant and equipment, since this most closely reflects the expected pattern of consumption of the future economic benefits embodied in the asset. Leased assets under finance lease agreements are depreciated over the shorter of the lease term and their useful lives. An asset is depreciated when it is ready for use, meaning when it reaches the location and condition necessary for it to be capable of operating in the manner intended by management.

When the Group holds additional long-term interests in the associate (such as loans) which are a part of the Group's net investment in the associate, and when the Group's proportionate share in the additional interests is different to the Group's share in the equity of the associate, the Group recognizes its share in the additional losses of the associate at its proportionate share in the additional interests according to the percentage of the Company's participation in all the levels of the additional interests and according to the order of priority of the additional levels of interests ("the Levels Method"). If, subsequently, the Group recognizes its share in the profits of the associate, the Company recognizes its share in the profits up to the amount of the cumulative losses previously recognized.

The Company's investment in DBS is stated as described above. See Note 10.1 below.

2.2. **Foreign currency transactions**

Transactions in foreign currency are translated into the functional currency of the Group at the exchange rate on the dates of the transactions. Monetary assets and liabilities denominated in foreign currencies on the reporting date are retranslated to the functional currency at the exchange rate at that date.

2.3. **Financial instruments:**

2.3.1 Non-derivative financial assets

Non-derivative financial assets include mainly investments in exchange traded funds and financial funds, trade and other receivables, and cash and cash equivalents.

The Group initially recognizes financial assets at the date the Group becomes a party to contractual provisions of the instrument, meaning the date that the Group fulfills its obligations under the contract.

Financial assets are derecognized when the contractual rights of the Group to the cash flows from the asset expire, or the Group transfers the rights to receive the contractual cash flows on the financial asset in a transaction in which substantially all the risks and rewards of ownership of the financial asset are transferred.

Regular way sales of financial assets are recognized on the trade date, meaning on the date the Group undertook to sell the asset.

2.3.2 Classification of financial assets and the accounting treatment in each group

The Group classifies its financial assets as follows:

Cash and cash equivalents

Cash comprises cash balances available for immediate use and call deposits. Cash equivalents comprise short-term highly liquid investments (with original maturities of three months or less) that are readily convertible into known amounts of cash and are exposed to insignificant risks of change in value.

Financial assets at fair value through profit or loss

A financial asset is classified at fair value through profit or loss (mainly the Group's investment in exchange-traded funds, deposit notes and financial funds) if it is classified as held for trading or is designated as such upon initial recognition. These financial assets are measured at fair value, and changes therein are recognized in the statement of income.

Available-for-sale financial assets:

The Group's investments in securities (through a venture capital fund) are classified as available-for-sale financial assets. These investments are measured at fair value and changes therein, other than impairment losses, are recognized directly in other comprehensive income. At the date of derecognition of the investment, the profits from disposal of the investment and the profits that were recognized in capital reserve, are recognized in profit or loss. *The Group elected to recognize profits or losses from disposal of available-for-sale financial assets under financing income or expenses.*

Loans and receivables

Loans and receivables are non-derivative financial assets with fixed or determinable payments that are not quoted in an active market. Such assets are recognized initially at fair value plus attributable transaction costs. Subsequent to initial recognition, loans and receivables are measured at amortized cost using the effective interest method, less any impairment losses.

2.3.3 Non-derivative financial liabilities

Non-derivative financial liabilities include debentures issued by the Group, loans and borrowings from banks and other credit providers, and trade and other payables.

The Group initially recognizes debt instruments as they are incurred.

Financial liabilities are initially recognized at fair value plus any attributable transaction costs. Subsequent to initial recognition, these financial liabilities are measured at amortized cost using the effective interest method.

Financial liabilities are derecognized when the obligation of the Group, as specified in the agreement, expires or when it is discharged or canceled.

2.3.4 CPI-linked assets and liabilities that are not measured at fair value

The value of CPI-linked financial assets and liabilities, which are not measured at fair value, are revalued in each period according to the actual increase in the CPI.

2.3.5 Offsetting financial instruments

Financial assets and liabilities are offset and the net amount presented in the statement of financial position when, and only when, the Group currently has a legal right to offset the amounts and intends either to settle on a net basis or to realize the asset and settle the liability simultaneously.

2.3.6 Derivative financial instruments, including hedge accounting

A. Hedge accounting

The Group holds derivative financial instruments to hedge cash flows for risks to future changes in the CPI and exchange rate risks.

Forward contracts are measured at fair value. Changes in the fair value of the derivative hedging instrument designated as a cash flow hedge are recognized through other comprehensive income, in a hedging reserve under equity, to the extent that the hedge is effective. To the extent that the hedge is ineffective, changes in fair value are recognized in profit or loss. The amount recognized in the hedging reserve is removed and included in profit or loss in the same period as the hedged cash flows affect profit or loss under the same line item in the statement of income as the hedged item.

B. Economic hedges

The Group holds additional derivative financial instruments in an immaterial amount to hedge copper prices and exchange rate risks. Hedge accounting is not applied to these instruments. These derivative instruments are recognized at fair value; changes in fair value are recognized in the statement of income as incurred.

2.4. **Property, plant and equipment**

2.4.1 Recognition and measurement

The Group elected to measure items of property, plant and equipment at cost less accumulated depreciation and accumulated impairment losses.

Cost includes expenditures that are directly attributable to acquisition of the asset. The cost of self-constructed assets includes the cost of materials, direct labor and financing costs as well as any other cost directly attributable to bringing the asset to the condition for its use intended by the management, and the costs of dismantling and removing the items and restoring the site on which they are located when the Group has an obligation to vacate and restore the site. The cost of purchased software that is integral to the functionality of the related equipment is recognized as part of the cost of the equipment.

Spare parts, servicing equipment and stand-by equipment are classified as property, plant and equipment when they meet the definition of property, plant and equipment in IAS 16, and are otherwise classified as inventory.

When major parts of the property, plant and equipment have different useful lives, they are accounted for as separate items (major components) of the property, plant and equipment.

Gains or losses from disposal of property, plant and equipment are determined by comparing the proceeds from disposal with the carrying amount of the asset, and are recognized at the net amount under "other income" in the statement of income.

2.4.2 Subsequent expenditure

The cost of replacing part of an item of property, plant and equipment is recognized in the carrying amount of the item if it is probable that the future economic benefit embodied in the replaced item will flow to the Group and its cost can be measured reliably. The costs of day-to-day servicing are recognized in the statement of income as incurred.

2.4.3 Depreciation

Depreciation is recognized in the statement of income on a straight-line basis over the estimated useful life of each part of an item of property, plant and equipment, since this most closely reflects the expected pattern of consumption of the future economic benefits embodied in the asset. Leased assets under finance lease agreements are depreciated over the shorter of the lease term and their useful lives. An asset is depreciated when it is ready for use, meaning when it reaches the location and condition necessary for it to be capable of operating in the manner intended by management.

Leasehold improvements are depreciated over the shorter of the lease term, including the extension option held by the Group and intended to be exercised and the expected life of the improvement.

The estimated useful lives for the current and comparative periods are as follows:

	Year	Average depreciation (%)
NGN equipment	10	10
Transmission, power and switch equipment	4-10	13
Network	12-25	6
Subscriber equipment and installations	3-6	25
Vehicles	6-7	16
Internet equipment	4	25
Office and general equipment	5-14	13
Electronic equipment, computers and internal communication systems	3-7	23
Cellular network	4-10	10
Buildings	25	5
Submarine cable	4-25	4

Depreciation methods, useful lives and residual values are reviewed at least in each reporting year and adjusted as required.

2.5. **Group of non-current assets held for sale.**

Non-current assets, which are expected to be realized by way of sale rather than ongoing use, are classified as assets held for sale. These assets are presented at the lower of the carrying amount and fair value, less selling costs.

2.6. Intangible assets

2.6.1 Goodwill

Goodwill that arises upon the acquisition of subsidiaries is included in intangible assets. Subsequent to initial recognition, goodwill is measured at cost less accumulated impairment losses. Goodwill is measured at least once a year to assess impairment as described in section 2.10.2 below.

2.6.2 Software development costs

Software development costs are recognized as an intangible asset only if the development costs can be measured reliably; the software is technically and commercially applicable; and the Group has sufficient resources to complete the development and intends to use the software. The costs recognized as an intangible asset include the cost of the materials, direct labor and overhead expenses directly attributable to preparation of the asset for its intended use. Other development costs are recognized in the statement of income as incurred.

Capitalized development costs are measured at cost less amortization and accumulated impairment losses.

2.6.3 Software

Software that is an integral part of the hardware, which cannot function without the programs installed on it, is classified as property, plant and equipment. However, licenses for stand-alone software which add functionality to the hardware are classified as intangible assets. Software depreciation is recognized in the statement of income using the straight-line method over the estimated useful life of the asset.

2.6.4 Rights to frequencies

Rights to frequencies refer to Pelephone's rights to cellular communication frequencies according to a Ministry of Communications tender. Depreciation of the asset is recognized in the statement of income on the straight line method over the license term, which is 13 years and 7 months starting from the use of the frequencies.

2.6.5 Other intangible assets

Other intangible assets acquired by the Group, which have a definite useful life, are measured at cost less amortization and accumulated impairment losses.

2.6.6 Subsequent expenditure

Subsequent expenditure is recognized as an intangible asset only when it increases the future economic benefits embodied in the specific asset to which it relates. All other expenditure, including expenditure relating to generated goodwill and brands, is recognized in the statement of income as incurred.

2.6.7 Amortization

Amortization of intangible assets is recognized in the statement of income on a straight-line basis over the estimated useful life of the intangible assets, other than goodwill, from the date on which the assets are available for use. Goodwill is not systematically amortized but is tested for impairment at least once a year.

Estimated useful lives for the current and comparative periods are as follows:

Type of asset	Amortization period
Development costs	3-10 years
Other rights	2-13 years, depending on the useful life
Frequency usage right	Over the term of the license for 14 years starting from the use of the frequencies
Computer programs and software licenses	Over the term of the license or the estimated time of use of the software

Amortization methods and useful lives are reviewed at least at each reporting year and adjusted if appropriate.

2.7. Leased assets

Leases, including leases of land from the Israel Land Administration, where the Group assumes essentially all the risks and rewards of ownership, are classified as finance leases. Upon initial recognition, the leased asset is measured at an amount equal to the lower of its fair value and the present value of the minimum lease payments. Subsequent to initial recognition, the asset is accounted for in accordance with the accounting policy applicable to the asset. Other leases are classified as operating leases and the leased assets are not recognized in the Group's statement of financial position. Payments made under operating leases are recognized in profit or loss on a straight-line basis over the term of the lease.

Determining whether an arrangement contains a lease:

At inception or upon reassessment of an arrangement, the Group determines whether such an arrangement is or contains a lease. An arrangement is a lease or contains a lease if the following two criteria are met:

- The fulfillment of the arrangement is dependent on the use of a specific asset or assets; and
- The arrangement contains rights to use the asset.

If, in accordance with these terms, the Group determines that the agreement does not contain a lease, the agreement is accounted for as a service agreement and payments for the service are recognized in profit or loss on a straight line basis, over the service period.

2.8. Right of use of capacities

Transactions for acquiring an indefeasible right of use (IRU) of seabed cable capacities are accounted for as service transactions. The prepaid expense is amortized on a straight-line basis as stated in the agreement and no more than the expected estimated useful life of those capacities.

Identifiable capacities which serve the Group exclusively fulfill the definition of a finance lease and were recognized in property, plant and equipment. The asset is depreciated on a straight-line basis as stated in the agreement and no more than the expected estimated useful life of those capacities.

2.9. Inventory

Inventory is measured at the lower of cost or net realizable value. *The Group elected to base the cost of inventory on the moving average principle.*

The inventory of a subsidiary includes terminal equipment and accessories intended for sale and service, as well as spare parts used for repairs in the repair service it provides to its customers.

Slow-moving inventory of terminal equipment, accessories and spare parts are stated net of the provision for impairment.

2.10. Impairment

2.10.1 Non-derivative financial assets

The Group tests a financial asset for impairment when objective evidence indicates that one or more events have had a negative effect on the estimated future cash flows of that asset.

Significant financial assets are tested for impairment on an individual basis. Other financial assets are assessed for impairment collectively in groups that share similar credit risk characteristics. The financial statements include specific provisions and Group provisions for doubtful debts, which properly reflect, in the estimation of the management, the loss inherent in debts for which collection is in doubt.

2.10.2 Non-financial assets

Timing of impairment testing

The carrying amounts of the Group's non-financial assets, other than inventories and deferred tax assets, are reviewed at each reporting date to determine whether there is any indication of impairment. If any such indication exists, then the recoverable amount of the asset is estimated.

The Group assesses the recoverable amount of goodwill once a year, or more frequently if there are indications of impairment.

Measurement of recoverable amount

The recoverable amount of an asset or cash-generating unit is the greater of its value in use and fair value less costs to sell. In assessing value in use, the estimated future cash flows are discounted to their present value using a discount rate that reflects current market assessments of the time value of money and the risks specific to the asset (for which future cash flows were not adjusted).

Determining cash-generating units

For the purpose of impairment testing, the assets are grouped together into the smallest group of assets that generates cash from continuing use that are largely independent of other assets or groups of assets (cash-generating unit).

Allocation of goodwill to cash-generating units

For purposes of goodwill impairment testing, cash-generating units to which goodwill has been allocated are aggregated so that the level at which impairment testing is performed reflects the lowest level at which goodwill is monitored for internal reporting purposes, but in any event is not larger than an operating segment. Goodwill acquired in a business combination is allocated for the purpose of impairment testing to cash-generating units that are expected to generate benefits from the synergies of the combination.

2.10.3 Investments in equity-accounted investees

An investment in an associate is tested for impairment when objective evidence indicates that there has been an impairment. Goodwill that forms part of the carrying amount of an investment in an associate is not recognized separately, and therefore is not tested for impairment separately.

2.11. Employee benefits

2.11.1 Post-employment benefits

The Group has a number of post-employment benefit plans. The plans are usually financed by deposits with insurance companies and they are classified as defined contribution plans and defined benefit plans.

A. Defined contribution plans

A defined contribution plan is a post-employment benefit plan under which the Group pays fixed contributions into a separate entity and has no legal or constructive obligation to pay further amounts.

The Group's obligations for contributions to defined contribution pension plans are recognized as an employee benefit expense in the statement of income in the periods during which services are rendered by employees.

B. Defined benefit plans

The Group's net obligation in respect of defined benefit pension plans is calculated separately for each plan by estimating the amount of future benefit that employees have earned in return for their service in the current and prior periods. That benefit is presented at its present value and the fair value of any plan assets is deducted.

The discount rate is the yield at the reporting date on Government debentures denominated in the same currency, that have maturity dates approximating the terms of the Group's obligations. The calculation is performed annually by a qualified actuary.

Net interest costs on a defined benefit plan are calculated by applying the discount rate used to measure the defined benefit obligation at the beginning of the annual period to the then-net defined benefit liability.

The Group elected to recognize the interest costs that were recognized in profit or loss under financing expenses.

Remeasurement of the net defined benefit liability comprises of actuarial gains and losses and the return on plan assets (excluding interest). Remeasurements are recognized immediately directly in retained earnings through other comprehensive income.

When the benefits of a plan are improved or curtailed, the portion of the increased benefit relating to past service by employees or the gain or loss on curtailment are recognized immediately in profit or loss when the plan improvement or curtailment occurs.

2.11.2 Other long-term employee benefits

The Group's net obligation in respect of long-term employee benefits other than pension plans is the amount of future benefit that employees have earned in return for their service in the current and prior periods. The amount of these benefits is stated at its present value. The discount rate is the yield at the reporting date on government bonds denominated in the same currency, that have maturity dates approximating the terms of the Group's obligations. The calculation is performed using the projected unit credit method. Any actuarial gains or losses are recognized in the statement of income in the period in which they arise.

2.11.3 Termination benefits

Termination benefits are recognized as an expense when the Group is committed demonstrably, without realistic possibility of withdrawal, to a formal detailed plan to terminate employment before the normal retirement date. Termination benefits for voluntary retirement are recognized as an expense if the Group has made an offer of voluntary retirement, it is probable that the offer will be accepted, and the number of acceptances can be estimated reliably.

2.11.4 Short-term benefits

Short-term employee benefit obligations are measured on an undiscounted basis and are expensed as the related service is provided. A liability is recognized for the amount expected to be paid under short-term cash bonus or profit-sharing plans if the Group has a present legal or constructive obligation to pay this amount as a result of past service provided by the employee and the obligation can be estimated reliably.

The employee benefits are classified, for measurement purposes, as short-term benefits or as other long-term benefits depending on the date when the benefits are expected to be wholly settled.

In the statement of financial position the employee benefits are classified as current benefits or as non-current benefits according to the time the liability is due to be settled.

2.11.5 Share-based payments

The fair value on the grant date of options for Company shares granted to employees is recognized as a salary expense with a corresponding increase in equity over the period during which the employee becomes entitled to the options. ***The Group elected to recognize the increase in equity under capital reserve for employee options.*** The amount recognized as an expense is adjusted to reflect the actual number of share options that are expected to vest.

The fair value of the amount payable to employees in respect of share-based payments, which are settled in cash, is recognized as an expense with a corresponding increase in liabilities, over the period that the employees become entitled to payment. The liability is remeasured at each reporting date until the settlement date. Any changes in the fair value of the liability are recognized in the statement of income. ***The Group elected to recognize the changes in fair value of the liabilities under salary expenses.***

2.12. Provisions

A provision is recognized if, as a result of a past event, the Group has a present legal or constructive obligation that can be estimated reliably, and it is probable that an outflow of economic benefits will be required to settle the obligation.

2.12.1 Legal claims

Contingent liabilities are accounted for according to IAS 37 and its related provisions. Accordingly, the claims are classified by likelihood of realization of the exposure to risk, as follows:

- A. More likely than not – more than 50% probability
- B. Possible – probability higher than unlikely and less than 50%
- C. Unlikely – probability of 10% or less

For claims which the Group has a legal or constructive obligation as a result of a past event, which are more likely than not to be realized, the financial statements include provisions which, in the opinion of the Group, based, inter alia, on the opinions of its legal advisers retained in respect of those claims, are appropriate to the circumstances of each case, despite the claims being denied by the Group companies. There are also a small number of legal proceedings, most of which were received recently, for which the risks cannot be assessed at this stage, therefore no provisions have been made.

Note 15 describes the amount of additional exposure due to contingent liabilities that are likely to be realized.

2.12.2 Site dismantling and clearing costs

A provision in respect of an obligation to dismantle and clear sites is recognized for those rental agreements where the Group has an undertaking to restore the rental property to its original state at the end of the rental period, after dismantling and transferring the site, and restoring it as necessary. The provisions are determined by discounting the expected future cash flows. The carrying amount of the provision is adjusted each period to reflect the time that has passed and is recognized as a financing expense.

2.12.3 Warranty

Pelephone recognized a provision for a one-year warranty granted for terminal equipment. The warranty is limited to technical malfunctions defined by the manufacturer, and does not include warranty as a result of customer damages. However, there is an asset due to the manufacturer's warranty for those handsets, which is limited to technical malfunctions defined by the manufacturer.

2.13. Revenues

The Group's revenues are mainly composed of revenues for fixed-line communication services, cellular services, international communication services, customer service centers, communication services for other operators, sales and installation of communication equipment and internet services. Revenues are measured at the fair value of the consideration received or receivable, net of returns, trade discounts and volume rebates.

2.13.1 Sale of equipment

Revenues from sales of terminal equipment are recognized in the statement of income when the significant risks and rewards of ownership have been transferred to the buyer, recovery of the consideration is probable, the associated costs and possible return of goods can be estimated reliably and the Group companies have no continuing involvement with the goods.

Revenues from the sale of terminal equipment to subscribers in long-term credit arrangements are recognized upon delivery to the customer at the present value of the future cash flow expected from them, *based on the market interest rate for transactions of this kind* (see Note 5). Financing income in respect of these transactions is recognized in the statement of income over the period of the installments by the effective interest method.

2.13.2 Revenues from services

Revenues from services rendered are recognized in the statement of income proportionately over the term of the agreement or upon providing the service if the flow of the economic benefits associated with providing the service is likely. Revenues from calls, including revenues from prepaid call cards, are recognized when the call is made by the customer.

2.13.3 Multi-component sales agreements

Most transactions for the sale of terminal equipment together with receiving cellular communication services do not include commitments for a defined period together with a penalty for early termination, therefore there is no legal connection between the components that are sold. The Group recognizes revenues from these transactions according to the selling price of the terminal equipment or service when they are sold separately.

For multi-component transactions in which terminal equipment is sold together with the customer's undertaking to receive services, the Group applies the relative fair value method. Allocation of revenues to a supplied component is limited to the amount of the consideration that is not contingent upon the supply of additional components.

2.13.4 Reporting gross or net revenues

When the Group acts as an agent or intermediary without bearing the risks and rewards deriving from the transaction, its revenues are recognized on a net basis (as profit or commission). The Group operates as an agent mainly for certain content services provided by other suppliers and payment is collected by the Group. However, when the Group acts as a main supplier and bears the risks and rewards associated with the transaction, its revenues are recognized on a gross basis (such as interconnect fees).

2.14. Financing income and expenses

Financing income comprises interest income from deposits, interest income accrued using the effective interest rate method in respect of the sale of terminal equipment in installments, gains on the disposal of available-for-sale financial assets, and changes in the fair value of financial assets at fair value through profit or loss.

Financing expenses comprise interest and linkage expense on borrowings, debentures issued, changes in the fair value of financial assets at fair value through the statement of income, impairment losses recognized on financial assets (except for a provision for doubtful debts, which is recognized under operating and general expenses), and financing expenses for provisions arising from legal claims.

In the statements of cash flows, interest received and dividends received are presented as part of cash flows from investing activities. ***The Group elected to present interest and linkage differences paid for loans and debentures under cash flows used for financing activities.***

2.15. Income tax expense

Income tax expense comprises of current and deferred tax and is recognized in the statement of income, or in other comprehensive income to the extent it relates to items recognized in other comprehensive income.

Current taxes

Current tax is the expected tax payable on the taxable income for the year, using tax rates enacted or substantively enacted at the reporting date. Current taxes also include taxes in respect of prior years.

Uncertain tax positions

A provision for uncertain tax positions, including additional tax and interest expenses, is recognized when it is more likely than not that the Group will have to use its economic resources to pay the obligation.

Deferred taxes

Deferred tax is recognized in respect of temporary differences between the carrying amounts of assets and liabilities for financial reporting purposes and the amounts used for taxation purposes. The Group does not recognize deferred taxes for the following temporary differences:

1. Initial recognition of goodwill
2. Carry-forward losses that are not expected to be utilized in the foreseeable future
3. Differences arising from investment in subsidiaries and associates, if it is probable that they will not reverse in the foreseeable future and if the Group controls the date of reversal.

Deferred tax is measured at the tax rates that are expected to be applied to temporary differences when they reverse, based on the laws that have been enacted or substantively enacted by the reporting date.

A deferred tax asset is recognized for carry-forward losses, tax benefits and deductible temporary differences, to the extent that it is probable that future taxable profits will be available for which they can be utilized. Deferred tax assets are reviewed at each reporting date and are reduced to the extent that it is no longer probable that the related tax benefit will be realized.

Offsetting deferred tax assets and liabilities

The Group sets off deferred tax assets and liabilities if there is a legally enforceable right to offset current tax liabilities and assets, and they relate to income taxes levied by the same tax authority on the same taxable entity, or on different tax entities, but they intend to settle current tax liabilities and assets on a net basis or their tax assets and liabilities will be realized simultaneously.

2.16. Dividends

An obligation relating to a dividend proposed or declared after the reporting date is recognized only in the period in which the declaration was made.

2.17. New standards and interpretations not yet adopted

2.17.1 IFRS 9 (2010 and 2013), Financial Instruments ("the Standard")

The Standard replaces the requirements included in IAS 39 regarding the classification and measurement of financial assets and financial liabilities and for hedge accounting. The mandatory effective date of the Standard has not yet been determined. Early application is permitted, subject to the conditions set out in the Standard. The Standard is to be applied retrospectively other than in a number of exceptions as indicated in the transitional provisions included in the Standard. The Group is examining the effects of adopting the Standard on the financial statements.

2.17.2 Amendment to IAS 32, Financial Instruments: Presentation ("the Amendment")

The Amendment clarifies guidelines for setting-off financial assets and liabilities in IAS 32. The Amendment is applicable retrospectively for annual periods beginning on or after January 1, 2014. The Group estimates that application for the first time of the Amendment will not have a material impact on the financial statements.

3. Cash and Cash Equivalents

As at December 31, 2013, cash and cash equivalents include mainly bank deposits for an average period of 19 days.

4. Investments, Including Derivatives

	December 31, 2013	December 31, 2012
	NIS million	NIS million
Exchange traded funds (ETFs)	999	962
Money market	100	-
Bank deposits	30	105
Derivatives and other investments	3	14
	<u>1,132</u>	<u>1,081</u>

Investments in ETFs and financial funds are investments designated for trading and are presented at fair value as at the date of the financial statements. Investments in ETFs are repayable in 2014. The bank deposit is repayable in April 2014.

As at December 31, 2013 and December 31, 2012, non-current investments include mainly a bank deposit for loans to the Company's employees, with a redemption date that has yet to be determined.

5. Trade and Other Receivables

5.1. Composition of trade and other receivables

	December 31, 2013	December 31, 2012
	NIS million	NIS million
Trade receivables*		
Open accounts	915	847
Credit cards and checks receivable	416	422
Revenues receivable	277	305
Current maturities of long-term receivables	993	1,331
Related and interested parties	50	22
	<u>2,651</u>	<u>2,927</u>
Other receivables and current tax assets		
Prepaid expenses	127	110
Other receivables (mainly from real estate sales)	140	201
Current tax assets	77	10
	<u>344</u>	<u>321</u>
Long-term trade and other receivables *		
Trade receivables – open debts	639	992
Trade receivables - associate	2	34
Other receivables (for the sale of real estate)	11	48
	<u>652</u>	<u>1,074</u>
	<u><u>3,647</u></u>	<u><u>4,322</u></u>

* The amount of trade receivables is stated net of the provision for doubtful debts

Discounted interest rates for long-term trade payables are based on the estimated credit risk of trade receivables. The discounted interest rates used by the Group in 2013 are 4.14%-5.27% (in 2012: 5.41%- 6.15%).

5.2. Expected payment dates for long-term trade and other receivables:

Expected payment dates	December 31, 2013
	NIS million
2015	485
2016	155
2017	12
	<u><u>652</u></u>

5.3. Aging of trade receivables at the reporting date:

	December 31, 2013		December 31, 2012	
	Trade receivables, gross	Provision for doubtful debts	Trade receivables, gross	Provision for doubtful debts
	NIS million	NIS million	NIS million	NIS million
Not past due	3,094	(16)	3,721	(27)
Past due up to one year	217	(66)	258	(82)
Past due one to two years	94	(59)	102	(65)
Past due more than two years	89	(61)	156	(110)
	<u>3,494</u>	<u>(202)</u>	<u>4,237</u>	<u>(284)</u>

5.4. Change in provision for doubtful debts during the year:

	2013	2012
	NIS million	NIS million
Balance as at January 1	284	342
Impairment loss recognized	41	51
Bad debts	(123)	(109)
Balance as at December 31	202	284

6. Income Tax

6.1. Corporate tax rate

The tax rate relevant to the Company is 25% in 2013 and 2012, and 24% in 2011. As of 2014, the rate of corporate tax will be 26.5%,

As at December 31, 2013, deferred tax balances were calculated according to the tax rate expected to apply on the utilization date (26.5%).

6.2. Components of income tax expenses

	Year ended December 31		
	2013	2012	2011
	NIS million	NIS million	NIS million
Current tax expenses	579	689*	752*
Deferred taxes	72	89	6
Income tax expenses	651	778	758

* Restated following retrospective application of the amendment to IAS 19, Employee Benefits. See Note 1.8

6.3. Reconciliation between the theoretical tax on the pre-tax profit and the tax expense

	Year ended December 31		
	2013	2012	2011
	NIS million	NIS million	NIS million
Profit before income tax	2,422	2,645*	2,827*
Statutory tax rate	25%	25%	24%
Income tax at the statutory tax rate	606	661	679
Differences in the tax rate and other adjustments	(41)	-	(23)
Expenses not recognized for tax purposes	23	56	50
Adjusted tax calculated for the Company's share in the losses of equity-accounted investees	63	61	52
Income tax expenses	651	778	758

* Restated following retrospective application of the amendment to IAS 19, Employee Benefits. See Note 1.8

6.4. Unrecognized deferred tax assets and liabilities

- 6.4.1 The calculation of deferred taxes does not take into account the taxes that would be applicable in the case of disposal of investments in subsidiaries and associates, since the Group intends to retain the investment. Deferred taxes in respect of a distribution of profit in subsidiaries and associates were also not taken into account since the dividends are not taxable.
- 6.4.2 Deferred tax assets have not been recognized in respect of carry-forward losses for tax purposes amounting to NIS 20 million as at December 31, 2013, since it is not probable that future taxable profit will be available for which the Group can utilize the tax benefits.

6.4.3 DBS (an equity-accounted associate, see also Note 10.1 below) has carry-forward losses and deductions for inflation for tax purposes amounting to NIS 5.3 billion at the reporting date (as at December 31, 2012 – NIS 5 billion).

DBS does not create deferred tax assets since it is not probable that future taxable profit will be available for which the Group can utilize the benefits.

6.5. Recognized tax assets and deferred tax liabilities

Deferred tax assets and tax liabilities are attributed to the following items:

	Year ended December 31, 2013			Year ended December 31, 2012		
	Assets	Liabilities	Net	Assets	Liabilities	Net
	NIS million	NIS million	NIS million	NIS million	NIS million	NIS million
Property, plant and equipment	-	315	(315)	-	238	(238)
Doubtful debts	45	-	45	59	-	59
Employee benefit plan	230	-	230	252*	-	252*
Share-based payments	34	-	34	-	-	-
Provisions	27	-	27	27	-	27
Other assets/liabilities and carry-forward losses	-	16	(16)	10	37	(27)
	336	331	5	348	275	73

* Restated following retrospective application of the amendment to IAS 19, Employee Benefits. See Note 1.8.

6.6. Changes in the year tax assets and liabilities and deferred taxes

	Balance as at January 1, 2012	Changes recognized in the statement of income	Changes recognized in equity	Balance as at December 31, 2012	Changes recognized in the statement of income	Changes recognized in equity	Balance as at December 31, 2013
	NIS million	NIS million	NIS million	NIS million	NIS million	NIS million	NIS million
Property, plant and equipment	(209)	(29)	-	(238)	(77)	-	(315)
Doubtful debts	61	(2)	-	59	(14)	-	45
Employee benefit plans	298	(53)	7*	252*	(22)	-	230
Share-based payments	16	(16)	-	-	34	-	34
Provisions	26	1	-	27	-	-	27
Other assets and carry-forward losses	(38)	10	1	(27)	7	4	(16)
	154	(89)	8	73	(72)	4	5
Presented in the statement of financial position as:							
Deferred tax assets				128*			60
Deferred tax liabilities				(55)			(55)
				73			5

* Restated following retrospective application of the amendment to IAS 19, Employee Benefits. See Note 1.8.

6.7. Final tax assessments

- 6.7.1 The Company has final tax assessments up to and including 2005. In 2013, the Company signed an agreement with the tax assessor regarding the years 2006-2008, which includes the undisputed income. In addition, a decision was received according to the best judgment of the tax assessor, whereby financing expenses accumulated on the shareholders' loans that the Company provided DBS should be added to the Company's undisputed income. The Company filed an appeal on this determination. The reservation has yet to be discussed.
- 6.7.2 Pelephone has received final tax assessments up to and including 2010.
- 6.7.3 Bezeq International has received final tax assessments up to and including 2008.

7. Property, Plant and Equipment

	Land and buildings NIS million	Fixed line and international network equipment (switches, transmission, power) NIS million	Cables and fixed line and international network infrastructure NIS million	Cellular network NIS million	Subscriber equipment NIS million	Office equipment, computers and vehicles NIS million	Total NIS million
Cost or deemed cost							
Balance as at January 1, 2012	2,008	2,266	12,462	2,346	493	989	20,564
Additions	58	322	364	295	150	97	1,286
Disposals (including transfer to assets held for sale, Note 7.2 below)	(318)	(350)	(716)	(224)	(78)	(112)	(1,798)
Balance as at December 31, 2012	1,748	2,238	12,110	2,417	565	974	20,052
Additions	41	210	287	252	166	75	1,031
Disposals (including transfer to assets held for sale, Note 7.2 below)	(195)	(137)	(977)	(141)	(140)	(121)	(1,711)
Balance as at December 31, 2013	1,594	2,311	11,420	2,528	591	928	19,372
Depreciation and impairment losses							
Balance as at January 1, 2012	1,455	1,049	10,000	1,188	280	570	14,542
Depreciation for the year	47	265	244	344	105	122	1,127
Disposals (including transfer to assets held for sale, Note 7.2 below)	(280)	(350)	(667)	(220)	(71)	(105)	(1,693)
Balance as at December 31, 2012	1,222	964	9,577	1,312	314	587	13,976
Depreciation for the year	56	231	193	310	121	116	1,027
Disposals (including transfer to assets held for sale, Note 7.2 below)	(156)	(137)	(936)	(140)	(136)	(99)	(1,604)
Balance as at December 31, 2013	1,122	1,058	8,834	1,482	299	604	13,399
Carrying amount							
January 1, 2012	553	1,217	2,462	1,158	213	419	6,022
December 31, 2012	526	1,274	2,533	1,105	251	387	6,076
December 31, 2013	472	1,253	2,586	1,046	292	324	5,973

- 7.2 The residual value of the Group's copper cables is assessed at the end of each quarter. The residual value is NIS 228 million as at December 31, 2013 and NIS 359 million as at December 31, 2012. The change in the residual value is not expected to have a material impact on the depreciation expenses in the future.
- 7.3 Property, plant and equipment in the Group is derecognized at the end of each year upon reaching full depreciation, except for land, buildings, vehicles, copper cables and specific components for Pelephone's UMTS network, which are derecognized upon their sale. In 2013, the Group derecognized fully depreciated property at a cost of NIS 540 million (in 2012, NIS 594 million).
- Disposals of property include transfer to assets held for sale: Reduction of costs by NIS 383 million in 2013 (NIS 226 million in 2012) and reduction of accumulated depreciation by NIS 337 million (NIS 190 million in 2012).
- 7.4 The Group companies reviewed the useful life of the property, plant and equipment through the depreciation committee, in order to determine the estimated useful life of their equipment. Following the findings of the committee, minor changes were made in the estimated useful life of certain assets.
- 7.5 Most of the real estate assets used by the Company are leased under a capitalized finance lease from the Israel Lands Administration as from 1993 for 49 years, with an option for an extension of another 49 years. Lease rights are amortized over the term of the lease period.
- 7.6 The Company has started to install a fiber-optic network as near as possible to the customer's home. The unexercised investment amounts to NIS 98 million.
- 7.7 At the reporting date, there are agreements to purchase property, plant and equipment amounting to NIS 98 million (in 2012, NIS 128 million).
- 7.8 In accordance with the Telecommunications Order (Telecommunications and Broadcasts) (Determination of Essential Service Provided by Bezeq The Israel Telecommunication Corp. Ltd.), 1997, approval from the Prime Minister and Minister of Communications is required to confer rights in some of the Company's assets (including switches, cable network, transmission network, and information and databases).
- 7.9 In accordance with its cellular license, Pelephone is not permitted to sell, lease or pledge any of its assets used for the implementation of the license, without the consent of the Minister of Communications, except for:
- A. A pledge on one of the license assets in favor of a bank operating lawfully in Israel, to receive bank credit, provided that it submitted notice to the Ministry of Communications regarding the pledge it intends to register, noting that the pledge agreement includes a clause ensuring that in any event, exercise of the rights by the bank will not impair, in any way, the services provided under the license.
 - B. Sale of items of equipment when implementing an upgrade, including sale of equipment by the trade-in method.
- 7.10 For information about liens for loans and borrowings, see Note 11.

8. Intangible Assets

	Goodwill	Capitalized software, software licenses and development costs	Cellular communication usage rights	Brand and other	Total
	NIS million	NIS million	NIS million	NIS million	NIS million
Cost					
Balance as at January 1, 2012	1,236	1,060	388	400	3,084
Acquisitions or additions from in-house development	-	227	-	35	262
Disposals	-	(149)	-	(62)	(211)
Balance as at December 31, 2012	1,236	1,138	388	373	3,135
Acquisitions or additions from in-house development	-	166	-	17	183
Disposals	(11)	(61)	(4)	(99)	(175)
Balance as at December 31, 2013	1,225	1,243	384	291	3,143
Amortization and impairment losses					
Balance as at January 1, 2012	53	498	90	186	827
Amortization for the year	-	176	28	83	287
Disposals	-	(95)	-	(62)	(157)
Balance as at December 31, 2012	53	579	118	207	957
Amortization for the year	-	193	28	46	267
Disposals	-	(60)	-	(81)	(141)
Balance as at December 31, 2013	53	712	146	172	1,083
Carrying amount					
January 01, 2012	1,183	562	298	214	2,257
December 31, 2012	1,183	559	270	166	2,178
December 31, 2013	1,172	531	238	119	2,060

8.1. Assessment of impairment of a cash-generating unit that includes goodwill

Carrying amount of goodwill attributable to each cash-generating unit:

	December 31, 2013	December 31, 2012
	NIS million	NIS million
Cellular communication (see 8.2 below)	1,027	1,027
Other	145	156
	1,172	1,183

8.2. Goodwill impairment testing - Pelephone

The value of the use of the cellular cash-generating unit (Pelephone), was calculated using the discounted cash flow (DCF) method, based on the expected cash flow for the next five years. The expected cash flow is based on Pelephone's results in 2013 and future growth and market shares affected by the intensifying competition, regulation and the operation scope of the new cellular operators. It was also assumed that Pelephone's domestic roaming agreements with other market players contribute to ARPU following increased revenues.

The five-year revenue forecast is based on the forecast of the number of subscribers and average income and sales of terminal equipment, with reference to the effect of the entry of the new operators and the market competition. Some impairment of revenues from cellular services was assumed, which was partially offset by increased efficiency in expenses.

The operating, sales, marketing and investment expenses were adjusted for Pelephone's volume of operations. The cost of capital used is 11% (after tax). In addition, it was assumed that the permanent growth of Pelephone will be 2.5%. This valuation was made by an independent appraiser. Based on this valuation, the Group was not required to record amortization for impairment of a cellular communication cash-generating unit.

9. Deferred Expenses

Deferred expenses include prepaid expense amounts for acquisition of an indefeasible right of use (IRU) of seabed cable capacities. The prepaid expense is amortized on a straight-line basis up to 2022 and 2027 according to the period set out in the agreements.

10. Investees

10.1. Equity-accounted associates

10.1.1 The Group's investment in associates as at December 31, 2013 includes the Company's investment in DBS (a company registered and operating in Israel in multichannel television services) amounting to NIS 979 million and from investments in other immaterial associates amounting to NIS 36 million.

10.1.2 The Group attaches the financial statements of DBS for 2013 to these financial statements

The Company holds 49.78% of the share capital of DBS. In addition, at the reporting date, the Company has options that confer the right to 8.6% in DBS shares. In view of the 2009 ruling of the Supreme Court not to approve the Company's merger with DBS, the options are not exercisable by the Company and the Company is no longer able to direct the financial and operational policy of DBS. Therefore, the Company cannot be regarded as controlling DBS (neither legally nor effectively) and as from the ruling of the Supreme Court, the Company accounts for its investment in DBS in accordance with the equity method.

In accordance with the approval granted by the Antitrust Authority in March 2010 to the controlling shareholder of the Company (who indirectly holds shares in DBS) for acquisition of core control in the Company, the controlling shareholder was required to transfer to the trustee the voting rights conferred by these shares in accordance with the terms set out in the transaction for acquisition of control in the Company, whereby, inter alia, the trustee will treat these as if it were the owner. To the best of the Company's knowledge, the Antitrust Commissioner's approval of acquisition of control in the Company was subject, inter alia, to the sale of the controlling shareholder's holdings in DBS within the time period determined.

On November 6, 2013, the Antitrust Authority issued draft conditions for approval of the merger between the Company and DBS for public comment (up to November 28, 2011). The Company's Board of Directors resolved that the Company is interested, in principle, in preparing for an examination of the possibility of increasing its holdings in DBS, subject to all the examinations, including examination of all the terms that will be established (if established) by the Antitrust Authority. For this purpose, the Board of Directors formed a subcommittee composed of members who are all outside directors, to address the matter, taking into account the possibility that this would involve a transaction with the Company's controlling shareholder. As at the approval date of these financial statements, the decision of the Antitrust Authority regarding the merger conditions has yet to be published.

- 10.1.3 Summary of the statement of DBS's financial position and statement of income (without adjustment for ownership rates held by the Group) and information about the composition of the Company's investment in DBS and the Company's share in its losses

	December 31, 2013	December 31, 2012
	NIS million	NIS million
Condensed statement of financial position		
Current assets	291	164
Non-current assets	1,326	1,223
Total assets	1,617	1,387
Current liabilities	970	801
Non-current liabilities	4,990	4,548
Total liabilities	5,960	5,349
Capital deficit as stated in the statements of DBS	(4,343)	(3,962)
Adjustments for inclusion in the Company's statements (for shareholders' loans and surplus cost)	1,476	1,400
Capital balance for recognizing investment in the Company's statements	(2,867)	(2,562)
Company's share in the capital of DBS - 49.78%	(1,427)	(1,275)
Goodwill	814	814
Company's share in shareholders loans	1,968	1,742
Adjustment of the Company's share in capital deficit for application of the Levels Method (see 2.1.5)	(376)	(278)
Carrying amount of investment	979	1,003
	2013	2012
	NIS million	NIS million
Condensed statement of income		
Revenues	1,635	1,636
Comprehensive loss for the year as stated in the statements of DBS	(381)	(312)
Adjustments for inclusion in the Company's statements (for shareholders' loans and surplus cost)	77	14
Total loss for the year for recognizing losses in the Company's statements	(304)	(298)
Company's share in the loss according to rate of its holding in the equity of DBS: 49.78%	(151)	(148)
Adjustment of the Company's share in losses for application of the Levels Method (see 2.1.5)	(99)	(99)
Company's share in total loss as stated in the statement of income	(250)	(247)

The weighted rate of the Company in DBS's losses in 2013 is 82% (in 2012, 83%)

10.1.4 Details of the Company's loans to DBS:

	December 31, 2013		December 31, 2012	
	Carrying amount*	Value according to the terms of the loans **	Carrying amount*	Value according to the terms of the loans **
	NIS million	NIS million	NIS million	NIS million
CPI-linked loans (1)	90	1,213	73	1,190
CPI-linked loans bearing interest at a rate of 5.5% (2)	270	356	240	331
CPI-linked loans bearing interest at a rate of 11% (2)	1,608	1,613	1,429	1,426
	1,968	3,182	1,742	2,947

* The fair value at the deconsolidation date, including interest and linkage differences as determined on the deconsolidation date through December 31, 2013 and December 31, 2012, respectively.

** Balance of the loans plus interest and linkage differences according to the terms of the loans

- (1) The loans extended to DBS by the Company until July 10, 2002 ("the Old Shareholders' Loans") are linked to the known CPI, do not have a repayment date and do not bear interest.
- (2) In accordance with the agreement between DBS and the shareholders as at December 30, 2002, it was decided that the loans extended by some of the shareholders (including the Company) to DBS as from July 10, 2002 ("the New Shareholders Loans"), will have preference over the Old Shareholders Loans. In accordance with the agreement, the New Shareholders Loans will be eligible for full settlement by DBS before any dividend is distributed by DBS and/or the repayment of the Old Shareholders Loans extended to DBS by the shareholders, and subject to the cash flows and liabilities of DBS under the agreements with the banks and some of the shareholders of DBS. Repayment dates were not set for the new loans either.

10.1.5 Financial position of DBS

- A. Since starting its operations, DBS has accumulated considerable losses. The losses in 2013 and 2012 totaled NIS 381 million and NIS 310 million, respectively. As a result of these losses, the DBS's equity deficit and working capital deficit as of December 31, 2013, totaled NIS 4,343 million and NIS 678 million, respectively.
- B. In 2013, DBS issued debentures by expanding the existing series in amount of NIS 341 million.
- C. In October 2013, S&P Maalot affirmed its iIA- stable rating for DBS and all its bonds.
- D. As of December 31, 2013, DBS complies with the financial covenants stipulated in its financing agreements and bonds.
- E. Management estimates that the financing resources available to DBS, which include, inter alia, the working capital deficit and potential capital raising, will be sufficient for the DBS's operating needs in the coming year, based on the forecasted cash flows approved by the DBS's Board of Directors. Should additional resources be required to meet the DBS's operating needs in the coming year, DBS will adjust its operations so as not to require additional resources beyond those currently at its disposal.

10.1.6 Financial covenants and stipulations applicable to DBS and restrictions on distribution of a dividend and repayment of shareholders loans:

- A. DBS issued three debenture series and is party to a financing agreement with a consortium of banks, as described below:

	Carrying amount December 31, 2013 NIS million
Debentures (Series A)	504
Debentures (Series B)	809
Debentures 2012	367
Bank loans	36
	1,716

- B. Restrictions and covenants by virtue of Debentures (Series A)

Debentures (Series A) were issued in 2007 to institutional investors and listed on the TACT-Institutional system of the TASE ("Debentures (Series A)"), under a deed of trust between DBS and Hermetic Trust (1975) Ltd. ("Trustee A" and "Deed of Trust A", respectively).

Deed of Trust A stipulates that DBS may register first liens in favor of holders of additional securities which DBS may issue and/or to add them to liens made in favor of the trustee without the trustee's consent, provided that the ratio between the DBS's total debt (after issue of the said securities and including the proceeds thereof) at the end of the quarter preceding the issue, and its EBITDA for the 12 months ended at the end of the last calendar month, will not exceed 6.5. Deed of Trust A defines total debt as DBS's debts secured by a first lien, unlimited in amount, on all DBS assets pari-passu with the collateral provided by DBS to the holders of Bonds (Series A).

Moreover, Deed of Trust A specifies various generally accepted events (e.g. - insolvency proceedings, breach, exercise of liens on the bulk of DBS's assets, etc.) which, following the warning period specified in the deed, allow a call for immediate repayment of the bonds subject to the provisions set forth in the deed of trust. Deed of Trust A also provides for a call for immediate repayment in the event that the bank collateral is exercised or upon a call for immediate repayment of other bonds issued by DBS, if its outstanding balance exceeds the amount specified in the deed.

In determining the rating of its Bonds (Series A), DBS committed to S&P Maalot (and to S&P Maalot only), that it would not make repayments against the shareholder loans for the duration of the Bonds (Series A).

- C. Restrictions and covenants by virtue of Debentures (Series B)

Debentures (Series B) were issued to institutional investors in 2010 and listed on the TACT-Institutional system of the TASE. Debentures (Series B) were expanded in 2011, 2012 and 2013 under a deed of trust between DBS and Hermetic Trust (1975) Ltd. ("Deed of Trust B" and "Trustee B", respectively).

Deed of Trust B states that DBS may register first liens to the holders of additional securities as may be issued by DBS (whether through the series' expansion or through the issue of another series or additional securities) and/or add them to liens made in favor of the trustee, without the trustee's consent, provided that the rating does not fall below the rating of the Bonds (Series B) at that time (if their rating does not exceed their initial rating), and that the ratio between the DBS's total debt (DBS debts secured by a first lien, unlimited in amount, on all DBS assets, pari-passu with the collateral provided by DBS to the holders of Bonds (Series A), less cash and monetary deposits available to DBS) after the issue of the said securities and including its proceeds at the end of the quarter preceding the issue and its EBITDA (the DBS's total operating profit from operating activities, before financing expenses and taxes, plus depreciation and amortization and plus provisions and extraordinary one-time expenses) for the 12 months ended at the end of the last calendar quarter does not exceed 5.7.

As of December 31, 2013, DBS meets the debt/EBITDA ratio covenant stipulated in Deed of Trust B (as of December 31, 2013, DBS's debt/EBITDA ratio was 3.1).

Moreover, Deed of Trust B specifies various generally accepted events which (subject to the extension period set out in the deed) allow a call for immediate repayment of the bonds, subject to the provisions of the deed of trust. These events include the corresponding events specified in Deed of Trust A, *mutatis mutandis*, a decrease in Company's interests in DBS below a minimum threshold stipulated in the deed (so long as DBS is a private company), a merger with another company (except with the Company or a company under its control), or the sale of the bulk of the DBS's assets subject to such terms as set forth in the deed, revocation of the broadcasting license or termination of communications activities, and failure to meet the financial covenant set forth in Deed of Trust B, whereby every quarter DBS must meet a maximum debt/EBITDA ratio of 5.7 as defined above.

Under Deed of Trust B, the DBS's right to distribute dividends and repay the shareholder loans is contingent on its compliance with a financial covenant based on the ratio between its total secured debts and its EBITDA (as these terms are defined in Deed of Trust B, and subject to the rectification period set out in the deed). Concerning repayment of the shareholder loans, DBS is subject to a further restriction whereby the repayment amount will not exceed DBS's cumulative net profit from the beginning of 2011 onwards, less the DBS's financing expenses for the shareholder loans and less repayments or distributions.

In 2013, DBS carried out another issue of Bonds (Series B), effected as an expansion of the series, to a total amount of NIS 341 million.

D. Restrictions and covenants by virtue of Debentures 2012

Debentures 2012 were issued in 2012 to institutional investors, whereby the lenders provided DBS with a loan (Debentures 2012).

Pursuant to the provisions of the bond, every quarter DBS must meet two financial covenants (subject to a remediation period and remediation terms as set forth in the 2012 Bond), namely (a) a maximum debt/EBITDA ratio, which is the ratio between the total debt (DBS debts to financial institutions, as defined in the bond) at the end of the relevant quarter, and the DBS's EBITDA (defined in the 2012 Bond as the DBS's total operating profit from operating activities (before financing expenses and taxes), plus depreciation and amortization, plus expenses included under the investments item in the DBS's financial statements for December 31, 2010 (whose classification was changed to expenses due to accounting policies or a directive from an authority), plus provisions and extraordinary one-time expenses) in the 12 months ended in the relevant quarter; and (b) a maximum debt/(E-C) ratio, which is the ratio between total debt at the end of the relevant quarter, and the DBS's E-C (defined in the 2012 Bond as the DBS's EBITDA for the 12 months ending at the end of that quarter, less the DBS's CAPEX in that period. CAPEX, meaning the addition to property, plant and equipment, excluding disposals and depreciation) in the 12 months ending at the end of that quarter.

As of December 31, 2013, the maximum debt/EBITDA ratio pursuant to the 2012 Bond was 5. DBS was in compliance with this covenant (as of December 31, 2013, the debt/EBITDA ratio was 2.8). Under the 2012 bond, the maximum debt/(E-C) ratio as of December 31, 2013, was 9.5. DBS was in compliance with this covenant (as of December 31, 2013, the debt/(E-C) ratio was 7.9).

Debenture 2012 also includes restrictions relating to the distribution of dividends and repayment of shareholders loans similar to the restrictions applicable under Deed of Trust B.

E. Restrictions and conditions by virtue of the financing agreement with a consortium of banks

DBS is party to a financing agreement with a consortium of banks from May 23, 2001, which was amended and re-phrased in July 2012 ("the Bank Financing Agreement" or "the Financing Agreement" and "the Banks", respectively). When the amended Financing Agreement went into effect, DBS repaid all its long-term credit facilities at that time.

Under the Financing Agreement, a current credit facility of NIS 170 million was granted to DBS until the end of 2015, as well as a hedging facility of USD 10 million. Use of these facilities is limited to the DBS's total working capital needs, calculated using the formula set forth in the amended Financing Agreement, which depends on the DBS's trade receivables balance, the DBS's unutilized broadcasting rights balance, the amortized cost of set top boxes and the DBS's trade payables balance as presented in its financial statements.

In accordance with the amended Financing Agreement, DBS is required to comply with two financial covenants similar to those of Debenture 2012 every quarter, as described in Section D above. The amended Financing Agreement also stipulates restrictions relating to repayment of shareholder loans and distributions, which are set out in Debenture 2012 (as described in section D above). These replace the restrictions that applied to date for repayment of the shareholders loans and the prohibition on carrying out a distribution.

The amended Financing Agreement also sets out grounds for immediate repayment, including various breaches of the Financing Agreement, engaging in non-communications operations, liquidation and receivership proceedings against DBS, revocation or suspension of the broadcasting license, unauthorized changes of ownership, breach of material agreements defined in the Financing Agreement, call for immediate repayment or grounds for a call for immediate repayment of amounts due of DBS to its bondholders, other banks, or financial institutions, and failure to comply with the financial covenants specified in the Financing Agreement. The amended Financing Agreement further stipulates that the creation of liens and raising of debt secured by liens (excluding exceptional instances) shall be subject to the banks' approval.

The Financing Agreement also determines mechanisms for the raising and lowering of interest rates.

F. Liens

DBS created the following liens in favor of each of the lending banks and for Trustee A, Trustee B and the lenders in accordance with Debenture 2012 ("the Institutional Lenders"):

1. Floating first liens, unlimited in amount, on all the DBS assets (excluding exceptions as dictated by the Communications Law), which include a clause restricting the creation of additional liens (subject to such exceptions as set forth in the Financing Agreements);
2. Fixed first liens, unlimited in amount, on the rights and assets of DBS including its rights under material agreements to which it is party, its unissued authorized capital, its goodwill, certain intellectual property rights, and its insurance rights under its insurance policies. These fixed liens shall not apply to the exceptions dictated by the Communications Law.

The Collateral is in the form of first liens equal (pari passu) to each other. The creation of additional liens by DBS to the banks is subject to approval by the Institutional Lenders, unless such liens are also made to the Institutional Lenders. In the event that the Collateral is exercised and/or upon disposal of the assets underlying the Collateral, including by other holders of securities who were granted a lien over those assets, the proceeds from such sales shall be shared pro-rata by all holders of the Collateral, with each holder receiving a proportionate share of the proceeds equal to the proportionate share of the debt owed to that holder (as defined in the Financing Agreements and the bonds) divided by the total debt secured by those assets.

In accordance with the deed of trust, the collateral created by DBS for Deed of Trust B may be canceled under the conditions that were stipulated.

10.1.7 For information about the guarantees that the Company provided to DBS, see Note 17.3.

10.2. Subsidiaries

10.2.1 Subsidiaries held directly by the Company

	Place of incorporation and plac of the Company's operations	Company's interest in capita	December 31, 2013		December 31, 2012	
			Investment in equity-accounted subsidiaries	Loans provided by the Company to subsidiaries	Investment in equity-accounted subsidiaries	Loans provided by the Company to subsidiaries
			NIS million	NIS million	NIS million	NIS million
Pelephone Communications Ltd.	Israel	100%	3,903	220	3,989	530
Bezeq International Ltd.	Israel	100%	817	200	823	208
Bezeq Online Ltd.	Israel	100%	20	25	24	20
Bezeq Zahav (Holdings) Ltd.	Israel	100%	-	550	-	723
Walla! Communications Ltd.	Israel	100%	161	58	200	-
Stage One Venture Capital Fund	Israel	71.8%	11	-	22	-
			4,912	1,053	5,058	1,481

* The Company provided a guarantee in favor of banks in connection with credit of up to NIS 65 million granted to Bezeq International, if granted

10.2.2 Indirectly held subsidiaries

	Country of incorporation	Group's equity rights as at 31 December	
		2013	2012
Teletel Communication Channels Ltd. (1)	Israel	100%	100%
Coral Tell Ltd. (2)	Israel	100%	75%

(1) The Company has a guarantee of NIS 49 million in favor of a bank for the loans of Teletel Communication Channels Ltd.

(2) On November 7, 2013, Walla exercised its call option to acquire 25% of the shares of Coral-Tell Ltd. ("Yad2") for NIS 50 million.

The Company's subsidiaries have investments in other subsidiaries that are not material.

10.2.3 Dividends received from subsidiaries:

	Year ended December 31		
	2013	2012	2011
	NIS million	NIS million	NIS million
From Pelephone Communications Ltd.	601	876	869
From Bezeq International Ltd.	165	164	92
From Stage One Venture Capital Fund	6	84	3
	<u>772</u>	<u>1,124</u>	<u>964</u>

11. Debentures, Loans and Borrowings

11.1. Composition:

	December 31, 2013	December 31, 2012
	NIS million	NIS million
Current liabilities		
Current maturities of debentures	485	490
Current maturities of bank loans	651	650
	<u>1,136</u>	<u>1,140</u>
Non-current liabilities		
Debentures	5,181	4,250
Bank loans	3,510	4,156
	<u>8,691</u>	<u>8,406</u>
	<u>9,827</u>	<u>9,546</u>

11.2. Debentures and loan terms

		December 31, 2013		December 31, 2012		Interest rate
	Note	Carrying amount	Nominal value	Carrying amount	Nominal value	range
		NIS million	NIS million	NIS million	NIS million	
Loans						
Total unlinked loans at variable interest	11.2.1	2,033	2,033	2,368	2,368	Prime -0.33% to +0.2%
Total unlinked loans at fixed interest	11.2.1	2,068	2,068	2,340	2,340	6.85% - 5%
CPI-linked loans at fixed interest		60	48	98	79	4.45%-4.6%
Total loans		4,161	4,149	4,806	4,787	
Debentures issued to the public						
CPI-linked Debentures (Series 5) at fixed interest	11.2.2	931	753	1,228	1,005	5.3%
CPI-linked Debentures (Series 6) at fixed interest	11.2.1	2,167	1,993	976	958	3.7%
Unlinked Debentures (Series 7) at variable interest	11.2.1	615	615	425	425	Makam for one year +1.4%
Unlinked Debentures (Series 8) at fixed interest	11.2.1	1,329	1,329	1,329	1,329	5.7%
Total debentures issued to the public		5,042	4,690	3,958	3,717	
Non-marketable debentures issued to financial institutions:						
Unlinked debentures at fixed interest	11.2.1	400	400	400	400	6.65%
CPI-linked debentures at fixed interest		212	172	346	285	4.4%-5.2%
CPI-linked debentures at fixed interest		12	9	36	27	5.95%
Total debentures issued to financial institutions		624	581	782	712	
Total debentures		5,666	5,271	4,740	4,429	
Total interest-bearing liabilities		9,827	9,420	9,546	9,216	

11.2.1 For Debentures (Series 6 to 8) and bank loans amounting to NIS 4.05 billion as at December 31, 2013, and for debentures issued to financial institutions in the amount of NIS 400 million, the Company has undertaken the following:

- A. The Company will not create additional liens on its assets unless liens are created at the same time in favor of the debenture holders and the lending banks (negative pledge) The pledge includes exceptions, inter alia, for the matter of a lien on assets that are purchased or expanded by the Company, if the undertakings for which the charge serves as security is created for the purchase or expansion of those assets and for the matter of a token charge.
- B. Standard grounds were included for immediate repayment of the debentures and loans, including breach events, insolvency, dissolution procedures or receivership. In addition, a right was determined to call for immediate repayment if a third party lender calls for immediate repayment of the Company's debts in an amount exceeding the amount determined.

In addition, for Debentures (Series 6 to 8) and banks loans in the amount of NIS 1.95 billion as at December 31, 2012 (out of the total bank loans in the amount of NIS 4.05 billion), and for debentures issued to financial institutions in the amount of NIS 400 million, the Company has undertaken that if the Company makes an undertaking towards any entity in respect of compliance with financial covenants, the Company will also provide the same undertaking to these debenture holders and banks (subject to certain exceptions).

In addition, the Company has made an undertaking to holders of Debentures (Series 6 to 8) to take steps so that, to the extent under its control, the debentures will be rated by at least one rating company, so long as there are debentures of the relevant series in circulation.

As at December 31, 2013 and the approval date of the financial statements, the Company was in compliance with all its liabilities, there were no grounds to call for immediate repayment, and financial covenants were not set out as described above.

- 11.2.2 For Debentures (Series 5), standard grounds were established for immediate repayment, including breach events, insolvency, dissolution procedures or receivership.

11.3. Reportable credit

Below is information about the Company's reportable credit, in accordance with Legal Bulletin No. 104-15: Reportable Credit Events, issued by the Israel Securities Authority on October 30, 2011. All loans and debentures were taken by the Company without a specific purpose. The loan principal is repayable in equal payments with the interest payable on the outstanding loan principal, as set out in the table below.

Lender	Date of loan	Date of final repayment	Type of loan	Amount of original loan (NIS million)	Carrying amount of loan (including interest payable) as at December 31, 2013 (NIS million)	Number of principal payments in the year	Principal payments as from	Number of interest payments in the year	Interest rate as at December 31, 2013	Fair value of the liability December 31, 2013 (NIS million)	Imputed effective interest at fair value as at December 31, 2013	Imputed effective interest at fair value as at December 31, 2012	Special conditions	Right to early repayment
Bank A*	May 12, 2011	November 12, 2020	Unlinked fixed interest NIS	500	505	2	2017	2	6.85%	560	4.43%	4.96%	See Note 11.2.1.	Yes
Bank B**	May 12, 2011	November 12, 2020	Unlinked variable interest NIS	500	502	2	2017	2	Prime + 0.2%	502	2.70%	3.45%	See Note 11.2.1.	Yes
Bank B**	August 2, 2011	August 2, 2023	Unlinked variable interest NIS	600	506	1	2012	2	Prime + 0.15%	506	2.65%	3.40%	See Note 11.2.1.	Yes
Debentures (Series 5)	June 1, 2004	June 1, 2016	CPI-linked fixed interest	1,507	964	1	2011	1	5.30%	1,035	0.14%-	0.57%	See Note 11.2.2.	No
Debentures (Series 6)	July 3, 2011	December 1, 2022	CPI-linked fixed interest	1,993	2,076	1	2018	2	3.70%	2,312	1.92%	2.25%	See Note 11.2.1.	No
Debentures (Series 7)	July 3, 2011	December 1, 2022	Unlinked variable interest NIS	615	616	1	2018	4	Makam + 1.4%	628	2.03%	3.20%	See Note 11.2.1.	No
Debentures (Series 8)	July 3, 2011	June 1, 2017	Unlinked fixed interest NIS	1,329	1,337	1	2015	2	5.70%	1,449	2.07%	2.82%	See Note 11.2.1.	No

* The Company's loans from Bank A amount to NIS 1.115 billion

** The Company's loans from Bank B amount to NIS 2.067 billion

12. Trade and Other Payables

	December 31, 2013 NIS million	December 31, 2012 NIS million
Trade payables (open accounts)*	719	790
Other payables, including derivatives		
Liabilities to employees and other liabilities for salaries	328	294
Institutions	110	77
Expenses due	106	97
Accrued interest	78	93
Deferred income	50	55
Put options and derivative instruments	14	49
Other	21	38
Total other payables	707	703

* Of which, the carrying amount of trade payables that are related parties and interested parties as at December 31, 2013 amounts to NIS 5 million (as at December 31, 2012 – NIS 10 million).

13. Provisions

NIS million	Employee claims *	Customer claims *	Supplier and communication provider claims *	Claims for punitive damages *	Claims by enterprises and companies *	Claims by the State and authorities *	Dismantling and clearing at sites **	Warranty and others	Total
Balance as at January 01, 2013	74	26	8	1	11	22	62	17	221
Provisions during the period	3	13	-	-	-	1	2	-	19
Provisions used during the period	(11)	(5)	(5)	-	-	(4)	-	-	(25)
Provisions canceled during the period	(3)	(16)	-	-	-	(2)	-	(1)	(22)
Balance as at December 31, 2013	63	18	3	1	11	17	64	16	193
Presented in the statement of financial position as follows:									
Current provisions	63	18	3	1	11	17	-	12	125
Non-current provisions	-	-	-	-	-	-	64	4	68
	63	18	3	1	11	17	64	16	193

* For further information about legal claims, see Note 15.

** The provision is in respect of Pelephone's obligation to clear the sites that it leases.

14. Employee Benefits

Employee benefits include post-employment benefits, other long-term benefits, termination benefits, short-term benefits and share-based payments. For further information about share-based payments, see Note 24 below.

14.1. Liabilities for employee benefits

	Note	2013 NIS million	2012 NIS million
Current liabilities for:			
Holiday		88	86*
Sick pay	14.4	114	106
Voluntary retirement	14.5	48	52
Current maturities of pensioner benefits		7	7
Total current liability for employee benefits		257	251
Non-current liabilities for:			
Liability for pensioner benefits	14.3.4	119	130
Severance compensation (net) (see composition below)	14.3.1	51	63
Early notice	14.3.3	21	22
Pension	14.3.2	43	45*
Total non-current liabilities for employee benefits		234	260
Total liabilities for employee benefits		491	511
Composition of liabilities for severance pay:			
Liabilities for severance pay		205	219
Fair value of plan assets		(154)	(156)
		51	63

* Restated following retrospective application of the amendment to IAS 19, Employee Benefits. See Note 1.8.

14.2. Defined contribution plans

- 14.2.1 Liabilities for employee benefits at retirement age in respect of the period of their service in the Company and its subsidiaries, and for employees to which Section 14 of the Severance Pay Law – 1963 applies, are covered in full by regular payments to pension funds and insurance companies

	2013 NIS million	2012 NIS million	2011 NIS million
Amount recognized as an expense for a defined contribution plan	182	182	183

- 14.2.2 The pension rights of Company employees for the period of their employment in the civil service through January 31, 1985, are covered by a pension fund ("the Makefet Fund"), which assumed the State's obligation following an agreement between the Government of Israel, the Company, the Histadrut and the Makefet Fund.

- 14.2.3 The severance obligation to employees who leave their employment on terms entitling them to compensation is covered, for the period from February 1, 1985, by regular contributions to such pension funds and insurance companies (in accordance with Section 14 of the Severance Pay Law).

Severance pay for the period of employment in the civil service through January 31, 1985, is paid by the Company, and the monies accumulated in the Makefet Fund for that period are kept in a fund that will be used for the employees' rights.

- 14.2.4 For certain employees, the Group has an obligation to pay severance in excess of the amount accumulated in the compensation fund which is in the employees' names. See section 14.3.1 below.

14.3. Defined benefit plans

Obligations for defined benefit plans in the Group include the following:

- 14.3.1 The severance obligation for the balance of the obligation not covered by contributions and/or insurance policies in accordance with the existing labor agreements, the Severance Pay Law, and the salary components which the managements of the companies believe entitle the employees to receive compensation. For this part of the obligation, there are deposits in the name of Group companies in pension funds and insurance companies. The deposits in pension funds and insurance companies include accrued linkage differences and interest. Withdrawal of the reserve monies is contingent upon fulfillment of the provisions in the Severance Pay Law.
- 14.3.2 An obligation in accordance with the collective agreement of 2006 for employees who transferred from civil service to the Company, and who are entitled, following retirement, to a supplement in pension payments for the difference between the Civil Service Law and the standard policy of Makefet. The Company also has an obligation to a number of senior employees who are entitled to voluntary retirement terms (pension and retirement grants) which are not dependent on the existing retirement agreements for all employees
- 14.3.3 An obligation in accordance with the employment agreements of some of the senior employees in the Group for payment of a benefit for notice upon severance.
- 14.3.4 Company retirees receive, in addition to pension payments, benefits which consist mainly of a holiday gift (linked to the dollar exchange rate), financing for the upkeep of retiree clubs and social activities. The Company's liability for these costs accumulates during the employment period. The Company's financial statements include the liabilities for expected costs in the post-employment period.

14.4. Other long-term employee benefits

The financial statements include a provision in respect of redemption and use of sick leave. The right to accumulate sick leave was taken into account for all employees in the Group. Only employees eligible under the terms of the employment agreement may redeem sick leave. The provision was computed on the basis of an actuarial calculation, including the assumption of positive accumulation of days by most of the employees and use of days by the last in first out (LIFO) method.

14.5. Benefits for voluntary retirement and dismissal in the Company

According to the collective agreement of December 2006, between the Company and the employees union and the New Histadrut, and according to the amendment to the agreement of December 2010, the Company may, at its discretion, terminate the employment of 245 permanent employees in each of the years 2010-2016 (the Company's right is accumulated over the years).

The Company recognizes expenses for voluntary retirement when the Company is committed demonstrably, without realistic possibility of withdrawal, to a defined plan to terminate employment before the defined date, according to a defined plan. The collective agreement allows the Company to dismiss employees, but does not create a demonstrable commitment without realistic possibility of withdrawal. Accordingly, the Company recognizes the expense for voluntary retirement on the date the plan is approved by the Board of Directors, since only after the approval of the Board of Directors and publication of the decision, does the Company have a demonstrable commitment without realistic possibility of withdrawal.

In 2013, the Board of Directors of the Company approved a plan for voluntary retirement of up to 113 employees at a total cost of NIS 104 million. In 2013, expenses of the voluntary retirement plan amounted to NIS 90 million, due to a refund from the insurance company for differences from prior years.

14.6 Collective agreement at Pelephone

In December 2013, Pelephone signed a collective agreement with the Histadrut New General Federation of Labor and Pelephone's workers committee.

The agreement included retrenchment quotas at Pelephone and severance pay to tenured employees who end their employment under these processes.

Following implementation of the agreement, a non-recurring expense of NIS 61 million was recorded in 2013, mainly for increased severance pay as part of the voluntary retirement and dismissal of 230 employees and for a one-time bonus.

14.7 Actuarial assumptions

The main actuarial assumptions for defined benefit plans at the reporting date are as follows:

- 14.7.1 Mortality rates are based on the rates published in Insurance publication 2013-3-1 of the Ministry of Finance, except for voluntary retirement, which was calculated according to the agreement with the insurance company, including future changes in the mortality rate.
- 14.7.2 Churn rates were determined on the basis of the past experience of the Company and the subsidiaries, distinguishing between different employee populations and taking into account the number of years of employment. The churn rates include a distinction between severance with entitlement to full severance compensation and severance without entitlement to this right.
- 14.7.3 The discount rate (nominal) is based on yield on government bonds at a fixed interest rate with a life equal to that of the gross liability. The main discount rates are as follows:

	December 31, 2013 Average discount rate	December 31, 2012 Average discount rate
Severance compensation	4.2%	3.91%
Retirement benefits	5%	4.37%

- 14.7.4 Assumptions regarding salary increments for calculation of the liabilities were made on the basis of the management's assessments, distinguishing between the groups of employees. The main assumptions (in nominal terms) regarding salary increases are as follows:

Salary increase assumptions	
Permanent employees in the Company	Average update of 10.3% for young employees, decreasing gradually to 3.5% at the age of 66.
Company's employees that are not permanent	Between 3% and 4% for employees that are not senior, 4.6% for senior employees
Pelephone employees	An increase of 3.1% as from 2015, as set out in the collective agreement at Pelephone

14.7.5 Sensitivity analysis for actuarial assumptions

Analysis of the possible effect of changes in the main actuarial assumptions on liabilities for defined benefits: The calculation was for each separate assumption, assuming that the other assumptions remained unchanged.

	December 31, 2013 NIS million
Rate of future salary increases, addition of 0.5%	15
Discount rate, addition of 0.5%	(16)
Churn assumptions, addition of 5%	(7)

A decrease in assumptions is expected to have a similar effect in the opposite direction.

14.8. Effect of employee benefit plans on the Group's future cash flows

The Group expects NIS 10 million in contributions to be paid to the funded defined benefit plan in 2014.

Average weighted useful life of liabilities for the main severance benefits:

	December 31, 2013
	Years
Severance compensation	10
Retirement benefits	16

14.9. Other

According to the collective agreements applicable to labor relations in the Company, and in accordance with agreements with the Makefet Fund, an option is reserved for Company employees who are transferred employees, to retire under one of two retirement tracks. The method for calculating the cost of voluntary retirement for the transferred employees was set out in the provisions of a number of agreements and documents drawn up between the Company and the Makefet Fund between 1990 and 1996. The Company contends that the Makefet Fund violated the provisions of the agreements, and therefore, in 2003, the Company filed a claim against the Makefet Fund at the district labor court in Tel Aviv, in the amount of NIS 280 million. The Makefet Fund filed defense documents, in which it rejects the allegations of the Company and contends that it acted in accordance with the agreements between it and the Company. The closing arguments in the case have been completed and the parties are waiting for a ruling.

15. Contingent Liabilities

During the normal course of business, legal claims were filed against Group companies or there are pending claims ("in this section: "Legal Claims").

In the opinion of the managements of the Group companies, which is based, inter alia, on legal opinions as to the likelihood of success of the claims, the financial statements (Note 13 above) include appropriate provisions, where provisions are required to cover the exposure resulting from such claims.

In the opinion of the managements of the Group companies, the additional exposure (beyond these provisions) as at December 31, 2013 for claims filed against Group companies on various matters and which are unlikely to be realized, amounted to NIS 6.8 billion. There is also additional exposure of NIS 2.2 billion for claims, the chances of which cannot yet be assessed.

In addition, motions for certification of class actions have been filed against the Group companies, for which the Group has additional exposure beyond the aforesaid, since the exact amount of the claim is not stated in the claim.

This amount and all the amounts of the additional exposure in this note are linked to the CPI and are stated net of interest.

For updates subsequent to the reporting date, see section 15.2 below.

15.1 Following is a detailed description of the Group's contingent liabilities as at December 31, 2013, classified into groups with similar characteristics:

Claims group	Nature of the claims	Provision NIS million	Additional exposure	Exposure for claims that cannot yet be assessed
Claims of employees and former employees of Group companies	Mainly collective and individual claims filed by employees and former employees of the Company in respect of recognition of various salary components as components for calculation of payments to Company employees, some of which have wide ramifications in the Company.	63	79	-
Customer claims	Mainly motions for certification of class actions concerning contentions of unlawful collection of payment and impairment of the service provided by the Group companies.	18	2,485	2,137
Supplier and communication provider claims	Claims filed by suppliers of goods and/or services to Group companies or by communications providers that the Group companies supply goods and/or services to or receive goods and/or services from. These claims are usually for compensation for alleged damage as a result of the supply of the service and/or the product.	3	64	64
Claims for punitive damages, real estate and infrastructure	Claims for alleged physical damage or damage to property caused by Group companies (including in relation to environmental quality and radiation) and regarding real estate and infrastructure.	1	* 4,036	15
Claims by enterprises and companies	The additional amount of exposure for punitive damages does not include claims for which the insurance coverage is not disputed.	11	48	-
Claims by the State and authorities	Claims alleging liability of the Group companies in respect of their activities and/or the investments made in various projects.	17	49	-
Total legal claims against the Company and subsidiaries	Various claims by the State of Israel, government institutions and authorities ("the Authorities"). These are mainly procedures related to regulations relevant to the Group companies and financial disputes concerning monies paid by the Group companies to the authorities (including property taxes) or by the authorities to the Group companies.	113	6,761	2,216
Contingent liabilities for legal claims against associates		8	115	67

* Of this amount, a total of USD 3.7 billion is for the motion for certification of a class action for which a settlement for summary dismissal was signed in January 2013, pending court approval.

15.2 Subsequent to the reporting date, claims amounting to NIS 41 million were filed against Group companies and claims amounting to NIS 50 million were filed against associates. At the approval date of the financial statements, the exposure for these claims cannot yet be assessed. In addition, claims with exposure of NIS 415 million came to an end. The costs to the Group companies for these claims are insignificant.

16. Agreements

- 16.1** Group companies have operating lease agreements for land, property and vehicles used by Group companies. The minimum future contractual rental payments during the next five years, calculated according to the rental fees in effect as at December 31, 2013, are as follows:

Year ended December 31	Real estate	Vehicles	Total
	NIS million	NIS million	NIS million
2014	183	62	245
2015	198	37	235
2016	125	7	132
2017	93	-	93
2018	49	-	49
2019 onwards	79	-	79
	<u>727</u>	<u>106</u>	<u>833</u>

- 16.2** In May 2013, Pelephone signed an agreement with Apple International ("Apple") for continued acquisition and distribution of iPhones in Israel. According to the agreement, under certain circumstances, Pelephone is required to purchase a minimum number of iPhones every year for an additional three years at the prices in effect at the manufacturer on the actual purchase date. Pelephone believes that, similar to previous years, these quantities will constitute a substantial part of the quantities of iPhones that it expects to sell in the agreement period.
- 16.3** Pelephone has an agreement with Hot Mobile Ltd. ("Hot Mobile"), whereby Hot Mobile will acquire from Pelephone domestic roaming services for its subscribers, on the UMTS / HSPA network. The agreement is valid until December 2014. In December 2013, the agreement between Pelephone and Hot Mobile was amended ("the Amendment"), whereby in 2014, Hot Mobile will be charged a fixed monthly payment, which is not significantly lower than the amount it was charged in 2013, for the right to use Pelephone's network in the scope set out in the agreement. In addition, under the Amendment, Hot Mobile will not be required to acquire domestic roaming services exclusively from Pelephone.
- 16.4** Pelephone has open orders for terminal equipment amounting to NIS 92 million (as at December 31, 2012, NIS 158 million).
- 16.5** For information about agreements for the purchase of property, plant and equipment, see Note 7.6 above.

17. Securities, Liens and Guarantees

The Group's policy is to provide tender, performance and legal guarantees. In addition, the Company provides bank guarantees, where necessary, for banking obligations of subsidiaries and associates. As at December 31, 2013, the Group has the guarantees described in Note 17.

- 17.1** The Group companies have guarantees of NIS 91 million to the Ministry of Communications to secure the terms of their licenses (mostly linked to the USD exchange rate).
- 17.2** The Group companies have bank guarantees totaling NIS 74 million to third parties.
- 17.3** The Company provided a bank guarantee to DBS, which DBS had provided to the State of Israel, according to the terms of DBS's license. The guarantee is in accordance with the proportionate rate of the Company's holdings in DBS. As at December 31, 2013, the balance of the Company's share in the guarantee is NIS 20 million (linked to the CPI).
- 17.4** For information about liens for loans and borrowings, see Note 11.2.
- 17.5** For the Company's guarantee to Bezeq International and Teletel Communication Channels Ltd. in respect of bank credit, see Note 12.2.10.2.
- 17.6** For the securities, liens and stipulations of DBS, see Note 10.1.

18. Capital**18.1. Share capital**

	Registered share capital		Issued and paid up share capital	
	Number of shares		Number of shares	
	December 31, 2013	December 31, 2012	December 31, 2013	December 31, 2012
Ordinary shares of NIS 1 par value	2,825,000,000	2,825,000,000	2,730,129,689	2,724,754,676

18.2. Dividends**18.2.1 Dividend distribution policy**

On August 4, 2009, the Board of Directors resolved to distribute a dividend to the shareholders amounting to 100% of the semi-annual profit (after tax) (profit for the period attributable to the shareholders of the Company), in accordance with the consolidated financial statements of the Company. Application of the policy to distribute a dividend is subject to the provisions of the law, including the distribution criteria prescribed in the Companies Law, and the estimation of the Board of Directors of the Company regarding the Company's ability to meet its existing and anticipated liabilities, taking into consideration the projected cash flow, the Company's operations and liabilities, the cash balance, its plans and position as will be from time to time and subject to the approval of the general meeting of the Company's shareholders regarding any specific distribution, as set out in the articles of association of the Company. Since the date of the resolution, the Company's dividend policy has not been changed.

18.2.2 Distribution not in compliance with the earnings test

In 2011-2013, the Company made a special distribution, which was approved at the beginning of 2011, amounting to NIS 3 billion, a sum which exceeds the Company's profits, as set out in Section 302 of the Companies Law ("the Special Distribution"). This was distributed to the Company's shareholders in six equal semi-annual lots (without interest or linkage payments).

The liability for the special distribution was recorded in 2011 at a present value of NIS 2.811 billion as a reduction in retained earnings. Financing expenses for the liability for distribution of NIS 189 million were recorded in the statement of income in 2011 through to 2013.

18.2.3 Distributions made by the Company in 2012-2013:

Distribution date	Distributed amount per share (NIS)	2013 NIS million	2012 NIS million
Regular dividend (see section 18.2.1 above)			
May 21, 2012	0.3951788	-	1,074
October 10, 2012	0.3659618	-	997
May 13, 2013	0.3159446	861	-
September 15, 2013	0.3553748	969	-
Total distribution of a regular dividend		1,830	2,071
Special distribution (see section 18.2.2 above)			
May 21, 2012	0.1839752	-	500
October 10, 2012	0.1835315	-	500
May 13, 2013	0.1834754	500	-
September 15, 2013	0.1833720	500	-
Total special distribution		1,000	1,000
		2,830	3,071

- 18.2.4 The balance of the distributable profits as at the reporting date (subject to fulfillment of the distribution tests) amounts to NIS 802 million (surpluses accumulated in the last two years after deducting prior distributions other than the special distribution).
- 18.2.5 On March 5, 2014, the Board of Directors of the Company resolved to recommend to the general meeting of the Company's shareholders the distribution of a cash dividend to the shareholders in the amount of NIS 802 million. As at the approval date of the financial statements, the dividend has not yet been approved by the general meeting.
- 18.2.6 The Company also issued share options to employees, managers and senior employees in the Group (see Note 24).

19. Revenues

	Year ended December 31		
	2013	2012	2011
	NIS million	NIS million	NIS million
Domestic fixed-line communication			
Fixed-line telephony	1,908	2,179	2,320
Internet - infrastructure	1,283	1,166	1,092
Transmission and data communication	794	784	749
Other services	220	218	215
	4,205	4,347	4,376
Cellular communications			
Cellular services and terminal equipment	2,744	3,174	3,547
Sale of terminal equipment	1,000	1,203	1,911
	3,744	4,377	5,458
International communications, internet and NEP services	1,367	1,289	1,289
Other	247	265	250
	9,563	10,278	11,373

20. Salaries

	Year ended December 31		
	2013	2012	2011
	NIS million	NIS million	NIS million
Salaries and incidentals - operating	1,741	1,775*	1,737*
General and administrative	589	634*	722*
Share-based payments (see also Note 24)	34	70	173
Total salaries and incidentals	2,364	2,479	2,632
Less salaries recognized in investments in property, plant and equipment and intangible assets	492	503	542
	1,872	1,976	2,090

* Restated following retrospective application of the amendment to IAS 19, Employee Benefits. See Note 1.8.

21. General and Operating Expenses*

	Year ended December 31		
	2013	2012	2011
	NIS million	NIS million	NIS million
Terminal equipment and materials	1,071	1,263	1,693
Interconnectivity and payments to domestic and international operators	905	900	910
Maintenance of buildings and sites	607	663	641
Marketing and general	563	556	655
Services and maintenance by sub-contractors	162	158	170
Vehicle maintenance	152	162	142
Content services	65	103	123
Royalties and collection fees	51	148	160
	<u>3,576</u>	<u>3,953</u>	<u>4,494</u>

* Less expenses of NIS 64 million recognized in 2013 for investments in property, plant and equipment and intangible assets (in 2012, NIS 61 million and in 2011, NIS 58 million),

22. Other Operating Expenses (Income), Net

	Year ended December 31		
	2013	2012	2011
	NIS million	NIS million	NIS million
Profit from the sale of property, plant and equipment (mainly real estate)	(120)	(125)	(119)
Profit from copper sales	(40)	(79)	(62)
Provision for severance pay in voluntary retirement	90	32	369
Expenses for collective agreement at Pelephone	61	-	-
Provision for contingent liabilities, net	-	(10)	(29)
Profit from copper and other forward contracts	(7)	-	(20)
Loss from discontinuation of a development and software project	1	54	-
	<u>(15)</u>	<u>(128)</u>	<u>139</u>

23. Financing Expenses (Income), Net

	Year ended December 31		
	2013	2012	2011
	NIS million	NIS million	NIS million
Interest expenses for financial liabilities	428	446	380
Finance expenses for payable dividend	31	75	83
Linkage and exchange rate differences, net	58	52	75
Financing expenses for employee benefits, net	15	20*	26*
Other financing expenses	41	56	37
Total financing expenses	573	649	601
Interest and linkage differences from loans to an associate	226	193	189
Income in respect of credit in sales, net of discount commission	122	147	102
Revenues from financial assets classified as available for sale	-	78	-
Net change in fair value of financial assets held for trading and derivatives	2	24	31
Interest revenues from bank deposits, investments and others	28	16	25
Other financing income, net	50	40	42
Total financing income	428	498	389
Financing expenses, net	145	151	212

* Restated following retrospective application of the amendment to IAS 19, Employee Benefits. See Note 1.8.

24. Share-based Payments

- 24.1** As at December 31, 2013, the Company has two option plans settled in cash through a net exercise mechanism and a phantom option plan, settled in cash. All of the options that were granted are non-marketable and each plan vests in three equal lots. The exercise price is adapted to changes in equity and distribution of a dividend. Additional information:

Name of plan	Number of options granted (before forfeiture) (in thousands)	Number of options in circulation as at December 31, 2013 (in thousands)	Weighted average of exercise price as at December 31, 2013 (NIS)	Weighted average of remaining contractual life
Employee option plan of 2010	69,495	57,457	4.12	2
Option plan for senior managers and employees of the Group of 2007	65,250	600	2.87	3.4
Phantom options plan for senior officers in the Group granted in December 2010	16,400	10,950	6.87	2

24.2 Change in the number of options settled in shares

	No. of options		
	Year ended December 31		
	2013	2012	2011
	Thousands	Thousands	Thousands
Balance in circulation as at January 1	70,027	82,061	47,027
Options granted during the year	-	646	68,874
Options forfeited during the year	(707)	(1,203)	(1,324)
Options exercised during the year	(11,263)	(11,477)	(32,516)
Balance in circulation at the end of the period	58,057	70,027	82,061
Exercisable at the end of the period	39,299	30,600	18,874

The average share price in 2013, 2012 and 2011 is NIS 5.35 per share, NIS 5.16 per share and NIS 8.71 per share, respectively.

See Note 20 for information about salary expenses for share-based payments.

25. Earnings per Share**Basic and diluted earnings per share**

The calculation of basic earnings per share was based on the profit attributable to holders of ordinary shares, and on a weighted average number of ordinary shares outstanding, calculated as follows:

	2013	2012	2011
	NIS million	NIS million	NIS million
Profit attributable to holders of ordinary shares	1,771	1,861*	2,074*
Weighted average number of ordinary shares (basic)	2,726	2,720	2,701
Effect of share options exercised	15	6	24
Weighted average number of ordinary shares (diluted)	2,741	2,726	2,725

* Restated following retrospective application of the amendment to IAS 19, Employee Benefits. See Note 1.8.

The average market value of the Company's shares for purposes of calculating the dilutive effect of share options was based on quoted market prices for the period that the options were outstanding.

26. Segment Reporting

The Group operates in various segments in the communications sector, so that every company in the Group operates in one separate business segment. The primary reporting format, by business segments, is based on the Group's management and internal reporting structure.

Each company provides services in the segment in which it operates, using the property, plant and equipment and the infrastructure it owns (see also Note 19). The infrastructure of each company is used only for providing its services. Each of the companies in the Group is exposed to different risks and yield expectations, mainly in the matter of the technology and competition in the segment in which it operates. Accordingly, the separable component in the Group is each company in the Group.

The Company's investment in DBS is accounted for using the equity method. The Group reports on multichannel television as an operating segment without adjustment to ownership rates.

Based on the above, the business segments of the Group are as follows:

Bezeq -The Israel Telecommunication Corp. Ltd.: fixed line domestic communications

Pelex Communications Ltd.: cellular communications

Bezeq International Ltd.: international communications, internet services and network end point

DBS Satellite Services (1998) Ltd.: multichannel television

The other companies in the Group are presented under the "Other" item. Other operations include call center services (Bezeq Online), content services, online shopping and classified ads, (through Walla, WallaShops, Yad2 and other sites) These operations are not recognized as reporting segments as they do not fulfill the quantitative thresholds. The Group's investment in the Stage One venture capital fund is presented under adjustments.

Inter-segment pricing is set at the price determined in a transaction between unrelated parties.

The results, assets and liabilities of a segment include items directly attributable to that segment, as well as those that can be allocated on a reasonable basis. Segment capital expenditure is the total cost incurred during the period for acquisition of property, plant and equipment and intangible assets.

26.1. Operating segments

	Year ended December 31, 2013						
	Domestic fixed-line communication NIS million	Cellular communication NIS million	International communications and internet services NIS million	Multi-channel television NIS million	Other NIS million	Adjustments NIS million	Consolidated NIS million
Revenues from external sources	4,198	3,741	1,365	1,633	241	(1,633)	9,545
Inter-segment revenues	280	68	68	2	21	(421)	18
Total revenues	4,478	3,809	1,433	1,635	262	(2,054)	9,563
Depreciation and amortization	683	458	130	263	31	(254)	1,311
Segment results – operating profit	1,998	608	227	268	(4)	(278)	2,819
Financing expenses	534	46	23	654	6	(690)	573
Financing income	(317)	(137)	(9)	(7)	-	42	(428)
Total financing expenses (income), net	217	(91)	14	647	6	(648)	145
Segment profit (loss) after financing expenses, net	1,781	699	213	(379)	(10)	370	2,674
Share in profits (losses) of associates	-	-	1	-	-	(253)	(252)
Segment profit (loss) before income tax	1,781	699	214	(379)	(10)	117	2,422
Income tax	410	178	56	2	5	-	651
Segment results – net profit (loss)	1,371	521	158	(381)	(15)	117	1,771
Segment assets	7,767	4,126	1,248	1,617	232	(2,155)	12,835
Investment in associates	-	-	3	-	14	998	1,015
Goodwill	-	-	6	-	87	1,079	1,172
Segment liabilities	11,234	1,242	440	5,960	249	(6,526)	12,599
Investments in property, plant and equipment and intangible assets	777	335	106	327	19	(327)	1,237

Year ended December 31, 2012							
	Domestic fixed-line communications NIS million	Cellular telephone NIS million	International communications and internet services NIS million	Multi-channel television NIS million	Other NIS million	Adjustments NIS million	Consolidated NIS million
Revenues from external sources	4,339	4,371	1,286	1,636	256	(1,636)	10,252
Inter-segment revenues	291	97	54	-	36	(452)	26
Total revenues	4,630	4,468	1,340	1,636	292	(2,088)	10,278
Depreciation and amortization	730	531	136	248	25	(234)	1,436
Segment results – operating profit	1,959*	892	219	253	(13)	(269)	3,041*
Financing expenses	581*	101	18	563	7	(621)	649*
Financing income	(322)	(146)	(10)	(2)	-	(18)	(498)
Total financing expenses (income), net	259	(45)	8	561	7	(639)	151
Segment profit (loss) after financing expenses, net	1,700	937	211	(308)	(20)	370	2,890
Share in profits (losses) of associates	-	-	1	-	-	(246)	(245)
Segment profit (loss) before income tax	1,700	937	212	(308)	(20)	124	2,645
Income tax	473*	239	52	2	(3)	15	778*
Segment results – net profit (loss)	1,227	698	160	(310)	(17)	109	1,867
Segment assets	8,096	4,704	1,251	1,387	288	(2,146)	13,580*
Investment in associates	-	-	2	-	-	1,003	1,005
Goodwill	-	-	6	-	87	1,090	1,183
Segment liabilities	11,704	1,735	436	5,349	258	(6,169)	13,313
Investments in property, plant and equipment and intangible assets	945	397	169	324	32	(324)	1,543

Year ended December 31, 2011							
	Domestic fixed-line communications NIS million	Cellular telephone NIS million	International communications and internet services NIS million	Multi-channel television NIS million	Other NIS million	Adjustments NIS million	Consolidated NIS million
Revenues from external sources	4,371	5,454	1,288	1,619	236	(1,619)	11,349
Inter-segment revenues	277	94	66	-	41	(454)	24
Total revenues	4,648	5,548	1,354	1,619	277	(2,073)	11,373
Depreciation and amortization	688	561	109	276	21	(260)	1,395
Segment results – operating profit	1,671*	1,360	241	295	3	(315)	3,255*
Financing expenses	533*	67	11	547	5	(562)	601*
Financing income	(291)	(105)	(9)	(23)	-	39	(389)
Total financing expenses (income), net	242	(38)	2	524	5	(523)	212
Segment profit (loss) after financing expenses, net	1,429	1,398	239	(229)	(2)	208	3,043
Share in profits (losses) of associates	-	-	1	-	-	(217)	(216)
Segment profit (loss) before income tax	1,429	1,398	240	(229)	(2)	(9)	2,827
Income tax	356*	342	58	1	4	(3)	758*
Segment results – net profit (loss)	1,073	1,056	182	(230)	(6)	(6)	2,069

* Restated following retrospective application of the amendment to IAS 19, Employee Benefits. See Note 1.8.

26.2. Adjustments for segment reporting of revenue, profit or loss, assets and liabilities

	Year ended December 31		
	2013	2012	2011
	NIS million	NIS million	NIS million
Revenues			
Revenues from reporting segments	11,355	12,074	13,169
Revenues from other segments	262	292	277
Cancellation of revenues from inter-segment sales except for revenues from sales to an associate reporting as a segment	(421)	(452)	(454)
Cancellation of revenues for a segment classified as an associate	(1,633)	(1,636)	(1,619)
Consolidated revenues	<u>9,563</u>	<u>10,278</u>	<u>11,373</u>
Profit or loss			
Operating profit for reporting segments	3,101	3,323*	3,567*
Cancellation of expenses for a segment classified as an associate	(268)	(253)	(295)
Financing income (expenses), net	(145)	(151)*	(212)*
Share in losses of associates	(252)	(245)	(216)
Profit (loss) for operations classified in other categories	(4)	(13)	3
Other adjustments	(10)	(16)	(20)
Consolidated profit before income tax	<u>2,422</u>	<u>2,645</u>	<u>2,827</u>
		December 31,	December 31,
		2013	2012
		NIS million	NIS million
Assets			
Assets from reporting segments		14,767	15,448*
Assets attributable to operations in other categories		333	375
Goodwill not attributable to an operating segment		1,079	1,090
Investment in an associate (mainly loans) reported as a segment		979	1,003
Cancellation of assets for a segment classified as an associate		(1,617)	(1,387)
Less inter-segment assets and other adjustments		(519)	(761)
Consolidated assets		<u>15,022</u>	<u>15,768</u>
Liabilities			
Liabilities from reporting segments		18,876	19,224*
Liabilities attributable to operations in other categories		249	258
Cancellation of liabilities for a segment classified as an associate		(5,960)	(5,349)
Less inter-segment liabilities		(566)	(820)
Consolidated liabilities		<u>12,599</u>	<u>13,313</u>

* Restated following retrospective application of the amendment to IAS 19, Employee Benefits. See Note 1.8.

27. Transactions with Interested and Related Parties

27.1. Identity of interested and related parties

The Company's interested and related parties are as defined in the Securities Law and in IAS 24, Related Party Disclosures and include mainly B Communications Ltd. ("B Communications"), related parties of B Communications, jointly-controlled entities, associates, directors and key management personnel in the Company or the parent company and a person who is close to a family member of any of these individuals.

27.2. Balances with interested and related parties

	December 31	
	2013	2012
	NIS million	NIS million
Trade receivables - associates	52	53
Loan to an associate, see Note 27.3 below.	1,968	1,742
Liabilities to related parties, net	(53)	(86)

27.3. Loans provided to an associate

For the loans provided by the Company to the associate DBS, see Note 10.1. DBS also received loans from Eurocom DBS Ltd. As at December 31, 2013, the balance of the loans under the loan terms is NIS 1.509 billion (as at December 31, 2012 – NIS 1.453 billion). In 2013, maximum revenues and linkage differences of EuroCom DBS Ltd. under the terms of loans amount of NIS 56 million (in 2012 - NIS 45 million). DBS recognizes the loans in its financial statements at fair value at the measurement date plus interest and interest differences as at the reporting date. As at December 31, 2013, the balance of the loans in the financial statements of DBS is NIS 1.005 billion (as at December 31, 2012 – NIS 859 million). In 2013, maximum revenues and linkage differences under the terms of loans amount to NIS 146 million (in 2012 - NIS 122 million).

27.4. Transactions with interested and related parties

	Year ended December 31		
	2013	2012	2011
	NIS million	NIS million	NIS million
Revenues			
From associates (including financing income for shareholders' loans)	246	221	217
From related parties	8	7	8
Expenses			
To related parties	46	50	138
Associate to related parties	80	95	89
To associates	7	1	1
Property, plant and equipment			
Related parties	66	90	97

27.5. Transactions with interested and related parties

27.5.1 Negligible transactions

On March 7, 2011, the Company's Board of Directors resolved to adopt guidelines and regulations to classify a transaction of the Company, its subsidiary or associate with an interested party as a negligible transaction, which is not an extraordinary transaction, as set out in Article 41(A)(6) of the Securities Regulations (Annual Financial Statements), 2010 ("the Annual Financial Statements Regulations"). These guidelines and regulations are also used to assess the scope of disclosure in the periodic report and prospectus (including shelf offering reports) regarding a transaction of the Company, a company under its control and a subsidiary or associate with a controlling shareholder or in which the controlling shareholder has a personal interest as set out in Article 22 of the Securities Law (Periodic and Immediate Reports), 1970 ("the Periodic Reports Regulations") and Article 54 of the Securities Regulations (Prospectus Details and Draft Prospectus – Structure and Form), 1969, and to assess the need to submit an immediate report for the transaction of the Company, as set out in Article 37(A)(6) of the periodic reports regulations (types of transactions determined in the financial statements regulations) and the prospectus details regulations referred to above ("the Interested Party Transactions").

From time to time, the Company and its subsidiaries or associates carry out negligible transactions, which are not extraordinary transactions, with an interested party in the Company or with related parties, of the types and nature detailed below:

1. Sales of communications services and products by Group companies, including: basic communication services (telephony, transmission and PRI) and hosting at server farms; cellular services, value added services and sales and upgrading of cellular end equipment; web browsing services, international telephony services, hosting services and data communication services; multichannel television services
2. Purchase of devices from Eurocom Group companies (companies owned by the controlling shareholder of the Company or companies controlled by the controlling shareholder at the approval date of the agreement), including acquisition of electronic equipment, terminal equipment, communication equipment, pit covers
3. Acquisition of maintenance and development services from companies in the Eurocom Group, including maintenance, development and upgrading services for systems used in the Group companies, maintenance and spare parts for exchanges; content development services and communication applications.
4. Sales of maintenance, upgrading and development services by Group companies, including: maintenance of equipment, content development services and communication applications
5. Sale of user rights in communication infrastructure, call transfer, including sale of user rights in international communication infrastructure and supply of a local segment in Israel, hosting services at server farms, and reciprocal call transfer and completion agreements with Eurocom Group companies.
6. Placement and outsourcing services
7. Rental, management and real estate acquisition agreements, including rental of areas used for communication facilities, warehouses; and rental of areas to Eurocom Group companies in properties owned by the Company
8. Acquisition of advertising and content services, including agreements to acquire media slots from media companies in the Eurocom Group; agreement for to use content on Pelephone's cellular portal; acquisition of portals from Eurocom Group companies; media content management services by Eurocom Group companies.
9. Transactions relating to joint marketing, advertising, discounts and sponsorship with Eurocom Group companies or related to products of Eurocom Group companies, including distribution agreements (dealer) for marketing Company services, joint marketing campaigns, consignment agreements for the sale of Eurocom Digital Communications equipment, and technological sponsorship at exhibitions organized by the Company.

10. Contribution to the community together with Eurocom Group companies and contribution to organizations/projects in which the controlling shareholder of the Company or his relative volunteers as an officer. These contributions are part of the Company's contribution policy.

In the absence of special qualitative considerations all the circumstances, a transaction that is in the Company's regular course of business, is carried out in market conditions and has no material effect on the Company, shall be deemed negligible if all the following parameters exist:

- A. The amount of the transaction does not exceed NIS 10 million.
- B. The Company is not required to issue an immediate report for the transaction under Article 36 of the periodic reports regulations or any other law.
- C. The transaction does not address the conditions of office and employment (as defined in the Companies Law, 1999) of an interested party or his relative, or a transaction as set out in section 270(4) of the Companies Law (transaction of a public company with a holder of control therein, directly or indirectly, including through a company he controls, in respect of receiving services from it by the Company and if such person is also an officer - as to the conditions of his office and employment, and if he is an employee of the Company but not an officer, as to his employment by the Company).

According to the provisions of the Companies Law, as amended from time to time, once a year, before publication of the annual financial statements, the audit committee will review the parameters set out above, and whether they require updating. In general, each transaction will be tested separately for negligibility. Notwithstanding the aforesaid, separate transactions that are part of the same continuing transaction or very similar transactions that are carried out routinely and repeatedly, will be tested as one transaction on an annual basis for negligibility, provided the scope of the transaction does not exceed NIS 10 million, as set out above.

The Board of Directors may, from time to time and at its discretion, amend the parameters for a negligible transaction. This amendment will be duly reported.

27.5.2 Transactions included in section 270(4) of the Companies Law, which are not considered negligible transactions

Approval date of the general meeting (after approval of the Company's audit committee and Board of Directors)	Nature of the transaction	Amount of the transaction	Nature of the personal interest
June 10, 2010	The Company's three-year agreement with Eurocom Communications Ltd. ("Eurocom Communications") for ongoing management and consulting services that was valid until May 30, 2013	USD 1.2 million per year	Section E below
March 27, 2012	Approval of the Company's vote in the general meeting of DBS in favor of the amended agreement between DBS and Eurocom Digital Communications Ltd. ("Eurocom") and Advanced Digital Broadcast SA ("ADB") for some of the converters (50% of the original amount that was approved)	Additional cost of up to USD 2 million	Section A below
April 24, 2012	Approval of the Company's vote at the general meeting of shareholders of DBS in favor of DBS's agreement with Eurocom and ADB for the acquisition of power supplies until December 31, 2012 and converters in accordance with the existing framework agreement until December 31, 2014.	For power supplies: at a total cost of up to USD 131 million For converters: at a total cost of USD 10 million	Section A below
July 25, 2012	Approval of the Company's vote in the general meeting of DBS in favor of the amendment to the agreement between DBS and Eurocom and ADB For the additional cost for some of the converters (42% of the original approved quantity) and for 16% of the original approved quantity, the supply date was extended to September 30, 2013	Total and maximum additional cost (for 42% of the converters) of up to USD 1.337 billion	Section A below
July 25, 2012	Approval of the Company's vote at the general meeting of shareholders of DBS in favor of DBS's agreement with Eurocom and ADB for the acquisition of yesMaxTotal converters in accordance with the existing framework agreement until December 31, 2014.	Total cost of USD 21 million In addition, there is an additional cost of up to USD 3 million, to the extent required by the market situation.	Section A below
September 6, 2012	Approval of the Company's vote at the general meeting of DBS in favor of postponement of some of the payments due from DBS to the Company and to Bezeq International, by virtue of the prior arrangements for settling the debt	The deferred payments to Bezeq International amount to NIS 27 million. The deferred payments to Bezeq International amount to NIS 6 million.	Section B below
October 11, 2012	Amendment to and extension of Pelephone's agreement with Eurocom Cellular Communications Ltd. Under the amendment, the agreement that was approved at the general meeting on June 10, 2010 will be expanded to include products manufactured by the Chinese electronics manufacturer ZTE. The agreement will be extended by three years until December 31, 2015.	Annual scope of up to NIS 300 million	Section C below
January 21, 2013	Approval of the Company's vote in the general meeting of DBS in favor of the amendment to DBS's agreement with Eurocom and ADB and extension of the agreement period approved in the general meeting on April 24, 2012 as follows: (1) Purchase of power supplies for yesMaxHD converter for a period of up to December 31, 2013 (2) Additional power supplies	(1) Additional cost of up to USD 131 thousand (2) Additional cost of up to USD 79 thousand	Section A below
Approved by the Company's Board of Directors on April 25, 2013 in accordance with the Companies Regulations (Relief in Transactions with Interested Parties), 2000 ("the Relief Regulations for Transactions with Interested Parties")	Extension of the arrangements approved at the Company's general meeting on October 14, 2010, between the Company and DBS and between Bezeq International and DBS for reciprocal marketing of products and services until December 31, 2015	The fees to be paid by the parties to each other will be in accordance with the criteria approved by the general meeting as part of the original approval for the agreement	Section C below
May 8, 2013	Approval of the Company's vote at the general meeting of DBS in favor of DBS's agreement with Space Communications Ltd. for leasing space segments, in which the original agreement will be amended and extended. The agreement is valid until the end of 2028.	Total amount of up to USD 227 million (net including discounts for satellite segments leased in the existing agreement)	Section D below.

27.5.2 Transactions included in section 270(4) of the Company's Law which are not considered as negligible transactions (contd.)

Approval date of the general meeting (after approval of the Company's audit committee and Board of Directors)	Nature of the transaction	Amount of the transaction	Nature of the personal interest
June 13, 2013	Amendment to the Company's three-year agreement with Eurocom Communications for ongoing management and consultation services valid until May 31, 2016, unless one of the parties announces its intention to terminate the agreement with three months' notice. For further information see section E below.	NIS 5.5 million per year	Section E below
Approved by the Company's Board of Directors on November 6, 2013 in accordance with the relief regulations for transactions with interested parties	Amendment to and extension of DBS's agreement with Eurocom and ADB for acquisition of yesMaxTotal3 converters	The total cost will be USD 10 million per year	Section A below
January 27, 2014	Approval of the Company's vote at the general meeting of DBS in favor of DBS's agreement with Eurocom and ADB for the acquisition of an additional quantity of yesMaxTotal converters and power supplies for yesMax HD converters, until June 30, 2015.	For converters: at a total cost of USD 14 million; there is an additional 2.42% of the price for the cost of the hard drive only, if there are changes due to an increase in hard drive prices For power supplies: at a total cost of USD 197 thousand	Section A below
Approved by the Company's Board of Directors on February 27, 2014 in accordance with the relief regulations for transactions with interested parties	Approval of the extension of supplier credit terms in accordance with the agreement between DBS and Space Communications Ltd. for lease of space segments, up to December 31, 2014	NIS 920 thousand	Section D below

The financial values of the transactions described in section 27.5.2 above, which were carried out in 2013, are as follows:

	Amounts included in the consolidated statement NIS million	Amounts included in the financial statements of DBS NIS million
Expenses	30	79
Finance income (expenses)	3	(3)
Property, plant and equipment	-	52

- A. B Communications Ltd., the controlling shareholder of the Company, has a personal interest, since Eurocom is a related company to B Communications. Eurocom is controlled by Eurocom Communications, which is the controlling shareholder (tiered) of B Communications.

The director Shaul Elovitch has a personal interest as the controlling shareholder (tiered) in Eurocom Communications; directors Or Elovitch and Orna Elovitch-Peled have a personal interest being a relative of the controlling shareholder; directors Felix Cohen and Amikam Shorer have a personal interest being employees and/or officers in Eurocom Group companies.

- B. B Communications has a personal interest in the transaction, since 50.2% of the shares of DBS are held by Eurocom DBS Ltd, which is controlled by Eurocom Communications, which is the controlling shareholder (tiered) of B Communications.

In addition, the directors Shaul Elovitch, Or Elovitch, Orna Elovitch-Peled, Felix Cohen and Amikam Shorer have a personal interest as described in section A above.

- C. B Communications has a personal interest in the transaction, since Eurocom Cellular Communications Ltd. (a party to the transaction) is a related company to B Communications. Eurocom Cellular Communications Ltd. is controlled by Eurocom Communications, which is the controlling shareholder (linked) of B Communications.

In addition, the directors Shaul Elovitch, Or Elovitch, Orna Elovitch-Peled, Felix Cohen and Amikam Shorer have a personal interest as described in section A above.

- D. See section B above; in addition, Or Elovitch, Shaul Elovitch, Amikam Shorer, and Felix Cohen serve as directors in Space (Or Elovitch serves as chairman of the board of directors of Space).
- E. The management company will provide the services of Shaul Elovitch, who will serve as executive chairman of the Board of Directors of the Company and its subsidiaries. Executive chairman services will be provided in a scope of 70% and will include: service as active chairman of the Board of Directors of the Company and all its subsidiaries; management of work interfaces with the managements of the Company and its subsidiaries; active supervision authority for the effective management and performance of the Board of Directors of the Company and its subsidiaries; management of formation of the Group's strategy (subject to approval by the Company's Board of Directors); and more

Eurocom will provide directors on its behalf, to serve on the boards of directors of the Company and its subsidiaries, in addition to the chairman of the board.

Eurocom will also provide ongoing consultation services in diverse areas, in a monthly scope of at least 45 hours of monthly consulting services, provided by Or Elovitch, Amikam Shorer, Felix Cohen and any other party set out in the agreement.

For services provided by the Eurocom Communications as described above, the Company will pay the following consideration to Eurocom Communications: (a) NIS 1.7 million per year for the participation of directors serving on behalf of the Company's controlling shareholders, as part of their membership and position as directors in the Company and/or its subsidiaries and the various committees, subject to adjustments in accordance with their number and presence in meetings; (b) NIS 3.5 million per year for the service and activities of Shaul Elovitch as active chairman of the Company's Board of Directors of the Company and its subsidiaries; (c) NIS 324 thousand per year for ongoing consultation services.

- F. For further information about the transactions included in section 279(4) of the Companies Law, regarding D&O insurance and indemnity, see Note 27.8 below.

27.6. Benefits for key officers

Benefits for employment of key managers, including:

	Year ended December 31					
	2013		2012		2011	
	No. of persons	NIS thousands	No. of persons	NIS thousands	No. of persons	NIS thousands
Salary (27.6.2)	4	8,078	3	7,494	3	7,643
Bonus	4	5,302	3	5,864	3	6,292
Share-based payments (27.6.3)	4	2,578	3	(1,773)	3	2,931
		15,958		11,585		16,866

- 27.6.1 Key officers in the Group in 2013 include the chairman of the Board of Directors (who did not receive compensation for his office in the reporting year). The CEO of the Company and the former CEO of the Company, as well as the CEOs of Pelephone and Bezeq International.
- 27.6.2 In 2013, the changes in other provisions (which are included in total salary) include a reduction in provisions due to the payment of the early notice and leave for the former CEO of the Company amounting to NIS 1.2 million and creation of a provision for early notice and leave of the incumbent CEO amounting to NIS 1.1 million. In 2012 and 2011, changes in other provisions (included in the total salary) are insignificant.
- 27.6.3 On December 30, 2010, the Company's Board of Directors adopted a phantom options plan. In accordance with the plan, 8 million phantom options were allocated to the former CEO of the Company and the CEOs of Pelephone and Bezeq International. The theoretical economic value as at December 31, 2013 amounted to NIS 3.8 million.

27.7. Benefits for directors

	Year ended December 31		
	2013	2012	2011
	NIS thousands	NIS thousands	NIS thousands
Remuneration for directors who are not employed by the Company, see section 27.7.1	2,168	1,507	1,427
Number of directors receiving remuneration	5	4	4
Salary of employee-directors, see 27.7.2	1,358	850	1,269
Number of directors receiving a salary, see 27.7.2	2	3	2
Management fees to the controlling shareholder (see section 27.5.2)	5,062	4,601	4,306

- 27.7.4 The directors serving on the Company's Board of directors, except for the outside directors and the independent directors, do not receive remuneration from the Company.
- 27.7.5 The salary is paid to employee-directors in respect of their work in the Company and they do not receive any additional pay in respect of their service as directors in the Company. In 2012, two directors who are employees served in the Company. In 2013, the service of one of the directors ended, and the director was replaced by another director employed by the Company, whose service ended in February 2014. As at the approval date of the financial statements, one director who is an employee serves in the Company.

27.8. Additional benefits for directors and officers

Approval date of the general meeting (after approval of the Company's Board of Directors)	Nature of the transaction	Amount of the transaction
March 8, 2010	Conversion of the D&O liability insurance policy to a run-off policy	-
April 13, 2011	Framework agreement for three years, as from April 14, 2011 through to April 13, 2014, for a policy to cover D&O liability in future insurance policies	The annual premium is up to USD 185,000 with an addition of up to 20%.
Approved by the Company's Board of Directors on March 7, 2013 in accordance with the relief regulations for transactions with interested parties	The Company's agreement in a D&O liability insurance policy until April 13, 2013	The annual premium is up to USD 220 thousand.
Approved by the Company's Board of Directors on March 13, 2013 in accordance with the relief regulations for transactions with interested parties	The Company's agreement, in accordance with the terms of the framework transaction described above, in a D&O liability insurance policy for the period between April 14, 2013 and April 13, 2014	The scope of the cover is USD 100 million and the annual premium is USD 210,000.
January 17, 2007	Undertaking to indemnify officers in the Company	Up to 25% of the Company's equity at the time the indemnity is granted
October 26, 2011	Amendment to the deeds of indemnity granted to officers serving in the Company	-

27.9. For guarantees to related parties, see Note 17.3.

28. Financial Instruments

28.1. General

The Group is exposed to the following risks, arising from the use of financial instruments:

- A. Credit risk
- B. Liquidity risk
- C. Market risk (which includes currency, interest, CPI risks and other price risks)

This Note provides information about the Group's exposure to each of the above risks, an explanation as to how the risks are managed, and the measurement processes.

28.2. Framework for financial risk management

The Board of Directors has overall responsibility for the Group's financial risk management. The purpose of financial risk management in the Group is to define and monitor those risks constantly, and to minimize their possible effects arising from the exposure on the basis of assessments and expectations for parameters that affect the risks.

The Group's policy is to partially hedge, in accordance with the rules determined by the Company's Board of Directors, exposure arising from fluctuations in foreign exchange rates and changes in the CPI.

28.3. Credit risk

Credit risk is the risk of financial loss to the Group if a customer or the other party to a financial asset fails to meet its contractual obligations, and it is derived mainly from debit balances of customers and other receivables and from investments in deposits and in securities. Management monitors the Group's exposure to credit risks on a regular basis. Cash and investments in deposits and securities are deposited in highly-rated banks.

Trade and other receivables

The Group's management regularly monitors customer debts, and the financial statements include provisions for doubtful debts which properly reflect, in the management's estimation, the loss inherent in doubtful debts. In addition, the balances of the trade receivables are widely spread.

Investments in financial assets

Any investments in securities are made in liquid, marketable and low-risk securities. Transactions involving derivatives are made with entities that have a high credit rating.

As at the reporting date, there is no material concentration of credit risks. The maximum exposure to credit risk is represented by the carrying amount of each financial asset, including derivatives, in the statement of financial position, as follows:

	December 31, 2013 NIS million	December 31, 2012 NIS million
Cash and cash equivalents	610	466
Bank deposits	30	105
ETFs and money market	1,099	962
Trade and other receivables	3,443	4,202
Bank deposit for providing loans to employees	64	68
Derivatives and others	3	4
	5,249	5,807

28.4. Liquidity risk

Liquidity risk is the risk that the Group will be unable to honor its financial obligations on time. The Group's policy for liquidity management is to ensure, as far as possible, sufficient liquidity to honor those liabilities on time, without incurring undesirable losses. The Group estimates that the risk is low.

For information about the terms of the debentures issued by Group companies and the loans received, see Note 11 above.

The following are the contractual maturities of financial liabilities, including estimated interest payments (based on known CPI and interest rates on December 31, 2013):

	December 31, 2013						
	Carrying amount	Contractual cash flow	First half of 2014	Second half of 2014	2015	2016 to 2018	2019 and thereafter
	NIS million						
Non-derivative financial liabilities							
Trade payables	719	719	719	-	-	-	-
Other payables	651	651	641	10	-	-	-
Bank loans	4,161	4,780	67	722	771	2,181	1,039
Debentures issued to the public	5,042	5,825	401	83	941	2,073	2,327
Debentures issued to financial institutions	624	773	98	86	102	270	217
	11,197	12,748	1,926	901	1,814	4,524	3,583
Financial liabilities for derivative instruments							
	25	25	12	2	5	4	2

It is not expected that the cash flows included in the analysis of the repayment dates will be materially earlier, or in amounts that are materially different.

28.5. Market risks

Market risk is the risk that changes in market prices, such as the CPI, foreign currency exchange rates, interest rates and the prices of securities, raw materials and other items, will influence the Group's results or the value of its holdings in financial instruments. The purpose of market risk management is to manage and oversee the exposure to market risks within accepted parameters to prevent significant exposures to market risks that will influence the Group's results, liabilities and cash flow.

During the normal course of its business, the Group takes full or partial hedging action and takes into account the effects of the exposure in its considerations for determining the type of loans it takes and in managing its investment portfolio.

28.5.1 Exposure to CPI and foreign currency risks

CPI risk

Changes in the rate of inflation affect the Group's profitability and its future cash flows, mainly due to its CPI-linked liabilities. In applying a policy of minimizing the exposure to the CPI, the Group makes forward contracts against the CPI. Hedging transactions are performed against the hedged debt repayment schedules. The Company applies hedge accounting for these forward contracts.

A considerable part of these cash balances is invested in shekel deposits / monetary reserves or ETFs-deposit, which are exposed to changes in their real value as a result of a change in the rate of the CPI.

28.5.2 Foreign currency risk

The Group is exposed to foreign currency risks mainly due to payments for purchases of terminal equipment and property, plant and equipment, some of which are denominated in or linked to the USD or EUR. In addition, the Group provides services for customers and receives services from suppliers worldwide for which it is paid and it pays in foreign currency, mainly the dollar.

Statement of financial position in accordance with linkage basis as at December 31, 2013:

	December 31, 2013				
	Unlinked	CPI-linked	In or linked to foreign currency (mainly USD)	Non-monetary balances	Total balances
	NIS million	NIS million	NIS million	NIS million	NIS million
Current assets					
Cash and cash equivalents	602	-	8	-	610
Trade receivables	2,607	15	29	-	2,651
Other receivables	36	181	-	127	344
Investments, including derivatives	1,132	-	-	-	1,132
Inventory	-	-	-	117	117
Assets classified as held for sale	-	-	-	66	66
Non-current assets					
Trade and other receivables	614	38	-	-	652
Investments, including derivatives	69	-	12	-	81
Property, plant and equipment	-	-	-	5,973	5,973
Intangible assets	-	-	-	2,060	2,060
Deferred and other expenses	-	-	-	261	261
Equity-accounted investments	-	1,968	-	(953)	1,015
Deferred tax assets	-	-	-	60	60
Total assets	5,060	2,202	49	7,711	15,022
Current liabilities					
Debentures, loans and borrowings	611	525	-	-	1,136
Employee benefits	257	-	-	-	257
Trade payables	621	-	98	-	719
Other payables, including derivatives	605	46	8	48	707
Current tax liabilities	-	523	-	-	523
Provisions	17	107	-	1	125
Non-current liabilities					
Debentures	2,327	2,854	-	-	5,181
Loans	3,490	20	-	-	3,510
Provisions and other liabilities	67	11	-	74	152
Deferred tax liabilities	-	-	-	55	55
Employee benefits	189	-	45	-	234
Total liabilities	8,184	4,086	151	178	12,599
Total exposure in the statement of financial position	(3,124)	(1,884)	(102)	7,533	2,423
Details of forward contracts					
Forward contracts on CPI	(2,053)	2,053	-	-	-

Statement of financial position in accordance with linkage basis as at December 31, 2012:

	December 31, 2012				
	Unlinked NIS million	CPI-linked NIS million	In or linked to foreign currency (mainly USD) NIS million	Non-monetary balances NIS million	Total balances NIS million
Current assets					
Cash and cash equivalents	457	-	9	-	466
Trade receivables	2,887	9	31	-	2,927
Other receivables	75	129	-	117	321
Investments, including derivatives	1,077	-	4	-	1,081
Inventory	-	-	-	123	123
Assets classified as held for sale	-	-	-	44	44
Non-current assets					
Trade and other receivables	1,007	67	-	-	1,074
Investments, including derivatives	71	-	19	-	90
Property, plant and equipment	-	-	-	6,076	6,076
Intangible assets	-	-	-	2,178	2,178
Deferred and other expenses	-	-	-	255	255
Equity-accounted investments	-	1,742	-	(737)	1,005
Deferred tax assets	-	-	-	128*	128*
Total assets	5,574	1,947	63	8,184	15,768
Current liabilities					
Debentures, loans and borrowings	628	512	-	-	1,140
Employee benefits	251*	-	-	-	251*
Trade payables	637	-	153	-	790
Other payables, including derivatives	600	51	-	52	703
Current tax liabilities	-	456	-	-	456
Provisions	16	137	-	2	155
Dividend payable	969	-	-	-	969
Non-current liabilities					
Debentures	2,136	2,114	-	-	4,250
Loans	4,098	58	-	-	4,156
Provisions and other liabilities	69	-	-	59	128
Deferred tax liabilities	-	-	-	55	55
Employee benefits	183*	25	52	-	260*
Total liabilities	9,587	3,353	205	168	13,313
Total exposure in the statement of financial position	(4,013)	(1,406)	(142)	8,016	2,455
Details of forward contracts					
Forward contracts on CPI	(1,067)	1,067	-	-	-

* Restated following retrospective application of the amendment to IAS 19, Employee Benefits. See Note 1.8.

28.5.3 CPI

In 2013, the known CPI rose by 1.91% (in 2012, 1.44%; in 2011, 2.55%)

28.5.4 Interest rate risk

The Group is exposed to interest rate risk due to its liabilities for debt instruments bearing variable interest.

A. Type of interest

The interest rate for the Group's interest-bearing financial instruments at the reporting date is as follows:

	Carrying amount	
	2013	2012
	NIS million	NIS million
Fixed-interest instruments		
Financial assets (mainly deposits and trade receivables)	2,413	3,145
Financial liabilities (loans and debentures)	(7,179)	(6,753)
	(4,766)	(3,608)
Variable-interest instruments		
Financial liabilities (loans and debentures)	(2,648)	(2,793)

B. Fair value sensitivity analysis for fixed rate instruments

The Group's assets and liabilities at fixed interest are not measured at fair value through profit or loss. Accordingly, a change in interest rates at the reporting date will not affect profit or loss.

C. Sensitivity analysis of cash flow for instruments at variable interest

An increase of 1% in the interest rate at the reporting date would decrease shareholders' equity and profit or loss by approximately NIS 20 million (in 2012 - approximately NIS 21 million). This analysis assumes that all other variables, in particular interest rates, remain constant.

28.6. Cash flow hedge accounting

28.6.1 Cash flow hedges for CPI-linked liabilities

The Company entered into several forward contracts, as described in the table below, to reduce exposure to changes in the CPI for CPI-linked Debentures (Series 5 and Series 6). These transactions hedge specific cash flows of some of the debentures and are recognized as cash flow hedge accounting. The expiry date of these transactions complies with the repayment schedule of the relevant debentures. The fair value of the forward contracts is based on available market information (tier 2 in the fair value hierarchy)

Hedged item	Repayment dates	Number of transactions	Nominal value (NIS million)	Fair value (NIS million)	Capital reserve (NIS million)
December 31, 2013					
Debentures (Series 5)	6.2014 to 6.2016	6	1,019	(13)	4
Debentures (Series 6)	12.2018 to 12.2020	5	1,034	(4)	1
			2,053	(17)	5
December 31, 2012					
Debentures (Series 5)	6.2013 to 6.2015	8	1,067	(13)	3

28.6.2 Cash flow hedge transactions for acquisition of terminal equipment

In the reporting period, Pelephone engaged in a number of forward contracts to reduce exposure to exchange rate fluctuations for terminal equipment purchases. The fair value of the forward contracts is based on available market information (tier 2). The amount hedged by forward contracts as at December 31, 2013 is USD 45 million and the fair value of these transactions amounts to a liability of NIS 8 million.

28.7. Fair value

28.7.1 Financial instruments at fair value for disclosure purposes only

The table below shows the differences between the carrying amount and the fair value of financial liabilities

The fair value of debentures issued to the public is based on their quoted closing price at the reporting date (level 1).

The fair value of loans and non-marketable debentures is based on the present value of future principal and interest cash flows, discounted at the market rate of interest suitable for similar liabilities plus the required adjustments for risk premium and non-marketable at the reporting date (level 2).

	<u>December 31, 2013</u>			<u>December 31, 2012</u>	
	<u>Carrying amount (including accrued interest)</u>	<u>Fair value</u>	<u>Discount rate (weighted average)</u>	<u>Carrying amount</u>	<u>Fair value</u>
	<u>NIS million</u>	<u>NIS million</u>	<u>%</u>	<u>NIS million</u>	<u>NIS million</u>
Bank loans (unlinked)	2,086	2,203	4.17	2,362	2,487
Debentures issued to the public (CPI-linked)	3,132	3,347	1.65	2,245	2,451
Debentures issued to the public (unlinked)	1,335	1,449	2.07	1,335	1,460
Debentures issued to financial institutions (unlinked)	403	444	4.44	403	440
Special dividend payable	-	-	-	969	983
	<u>6,956</u>	<u>7,443</u>		<u>7,314</u>	<u>7,821</u>

28.7.2 Financial instruments measured at fair valueA. Fair value hierarchy

When determining the fair value of an asset or liability, the Group uses observable market data as much as possible. There are three levels of fair value measurements in the fair value hierarchy that are based on the data used in the measurement, as follows:

Level 1: quoted prices (unadjusted) in active markets for identical instruments

Level 2: inputs other than quoted prices included within Level 1 that are observable, either directly or indirectly

Level 3: inputs that are not based on observable market data

B. Main methods used by the Group to measure fair value

1. The fair value of investments in financial funds and ETFs is determined by reference to their average quoted selling price at the reporting date (level 1).
2. The fair value of forward contracts on the CPI or foreign currency is based on discounting the difference between the price in the forward contract and the price of the present forward contract for the balance of the contract term until redemption, at an appropriate interest rate (level 2). The estimate is made under the assumption that a market participant takes into account the credit risks of the parties when pricing such contracts.

C. The table below presents an analysis of the financial instruments measured at fair value, with details of the evaluation method.

	December 31, 2013	December 31, 2012
	NIS million	NIS million
Level 1: investment in exchange-traded funds and money market	1,099	962
Level 2: forward contracts	(25)	(12)
Level 3: investment in non-marketable shares	12	19
	<u>1,086</u>	<u>969</u>

28.8. Offset of financial assets and liabilities

The Group has agreements with various communication companies to supply and receive communication services. The table below presents the carrying amount of the balances as stated in the statement of financial position as at December 31, 2013:

	NIS million
Trade and other receivables, gross	198
Offset amounts	(159)
Trade and other receivables presented in the statement of financial position	<u>39</u>
Trade payables, gross	206
Offset amounts	(159)
Trade and other payables presented in the statement of financial position	<u>47</u>

29. Selected Condensed Data from the Financial Statements of Pelephone Communications Ltd. and Bezeq International Ltd.**29.1. Pelephone Communications Ltd.**

Data from the statement of financial position

	December 31, 2013	December 31, 2012
	NIS million	NIS million
Current assets	2,073	2,169
Non-current assets	2,053	2,535
	4,126	4,704
Current liabilities	1,037	1,054
Non-current liabilities	205	681
Total liabilities	1,242	1,735
Equity	2,884	2,969
	4,126	4,704

Selected data from the statement of income

	Year ended December 31		
	2013	2012	2011
	NIS million	NIS million	NIS million
Revenues from services	2,808	3,261	3,637
Revenues from sales of terminal equipment	1,001	1,207	1,911
Total revenues from services and sales	3,809	4,468	5,548
Cost of services and sales	2,711	3,040	3,587
Gross profit	1,098	1,428	1,961
Selling and marketing expenses	320	422	480
General and administrative expenses	109	114	121
Other operating expenses	61	-	-
	490	536	601
Operating profit	608	892	1,360
Financing expenses (income)			
Financing expenses	46	101	67
Financing income	(137)	(146)	(105)
Financing income, net	(91)	(45)	(38)
Income before income tax	699	937	1,398
Income tax	178	239	342
Profit for the year	521	698	1,056

29.2. Bezeq International Ltd.

Data from the statement of financial position


	December 31, 2013	December 31, 2012
	NIS million	NIS million
Current assets	494	456
Non-current assets	763	803
	<u>1,257</u>	<u>1,259</u>
Current liabilities	311	256
Non-current liabilities	129	180
Total liabilities	<u>440</u>	<u>436</u>
Equity	817	823
	<u>1,257</u>	<u>1,259</u>

Data from the statement of income

	Year ended December 31		
	2013	2012	2011
	NIS million	NIS million	NIS million
Revenues	1,433	1,340	1,354
Operating expenses	879	796	788
Gross profit	<u>554</u>	<u>544</u>	<u>566</u>
Selling and marketing expenses	205	209	209
General and administrative expenses	119	117	116
Other expenses (revenues), net	3	(1)	-
Operating profit	<u>227</u>	<u>219</u>	<u>241</u>
Financing expenses (income)			
Financing expenses	23	18	11
Financing income	(9)	(10)	(9)
Financing expenses (income), net	<u>14</u>	<u>8</u>	<u>2</u>
Share in the profits of equity-accounted investees	1	1	1
Income before income tax	<u>214</u>	<u>212</u>	<u>240</u>
Income tax expenses	56	52	58
Profit for the year	<u>158</u>	<u>160</u>	<u>182</u>

**Bezeq The Israel Telecommunication
Corporation Ltd
Chapter D
Additional Information about the Company
Corporate Governance Questionnaire**

**For period ended
December 31, 2013**



1. Regulation 10A: Summary of the Company's consolidated statements of income for the year ended December 31, 2012 (in NIS millions).

See section 1.3 to the Director's Report, attached to the second part of this report.

2. Regulation 11: Breakdown of material investments in subsidiaries and material affiliates as of the date of the financial statements¹

Company name:	Name of holder	Class of share	Number of shares	Total par value	Rate of holding in the issued equity and in the voting rights	Rate of holdings in rights to appoint directors	Company's separate balance sheet value ¹ (in NIS millions)
Pelephone Communications Ltd. ("Pelephone")	The Company	Ordinary NIS 1 shares	302,460,000	302,460,000	100%	100%	4,123
Bezeq International Ltd. ("Bezeq International")	The Company	Ordinary NIS 0.1 shares	1,136,986,301	113,698,630	100%	100%	1,017
D.B.S. Satellite Services (1998) Ltd. ² ("DBS")	The Company	Ordinary NIS 1 shares	14,881	14,881	49.78%	45.45% ³	979

3. Regulation 12: Changes in investments in subsidiaries and material affiliates in the reporting period:

Date of change	Nature of the change ⁵	Company name:	Reported amounts (NIS thousands)
May 12, 2013	Payment of dividend	Pelephone	287
Sept 8, 2013	Payment of dividend	Pelephone	314
May 12, 2013	Payment of dividend	Bezeq International	84
Sept 8, 2013	Payment of dividend	Bezeq International	81
Jan - Dec 2013	Linkage differentials and interest on shareholders loans	DBS	226
Mar 15, 2013	Repayment of loan provided by the Company to Bezeq International	Bezeq International	8
Sept 16, 2013	Repayment of loan provided by the Company to Bezeq International	Bezeq International	8
Dec 5, 2013	Repayment of loan provided by the Company to Bezeq International	Bezeq International	32
Mar 15, 2013	Repayment of loan provided by the Company to Pelephone	Pelephone	90
May 13, 2013	Repayment of loan provided by the Company to Pelephone	Pelephone	44
Aug 29, 2013	Repayment of loan provided by the Company to Pelephone	Pelephone	88
Nov 15, 2013	Repayment of loan provided by the Company to Pelephone	Pelephone	88
Mar 20, 2013	Loan provided to Bezeq International	Bezeq International	10
Aug 6, 2013	Loan provided to Bezeq International	Bezeq International	30

¹ For details relating to other investees held directly or indirectly by the Company, see Note 10.2 to the consolidated financial statements.

² The enclosed values include loans provided as follows: NIS 220 million to Pelephone and NIS 200 million to Bezeq International For further information pertaining the loans provided, maturity dates, and the loans provided to other investees, see Note 8.2 to the separate financial information attached to the Periodic Report.

³ The investment in D.B.S. includes investments of NIS 1,968 million by way of loans; For details relating to these loans see Note 10.1.4 to the consolidated financial statements.

⁴ Under DBS articles of association, based on the current holdings in DBS, the Company is entitled to appoint up to 5 of the 11 directors that the shareholders in DBS are entitled to appoint. Furthermore, under DBS articles of association, the voting rights of each board member will be equivalent to the total voting rights of the shareholder who appointed the director divided by the number of directors appointed by that shareholder so that the voting rights of the directors appointed by the Company will be 49.7% of the voting rights in DBS. The Company has warrants which, at date of publication of the periodic report, grants rights to 8.6% of DBS shares (see section 1.1.2 of the Description of Company Operations).

⁵ For further information pertaining to the increase of the holding of an indirectly held investee see Note 10.2.2 to the consolidated financial statements. It is noted that the repayment amounts set out in this Regulation refer to principal amounts only.

4. Regulation 13: Revenues of subsidiaries and material affiliates and the revenues of the Company from them as of the reporting date (in NIS millions)⁶

Company name:	Profit (loss) for the period	Comprehensive income (loss) for the period	Dividends	Management fees	Interest income
Pelephone	521	517	601	6	23
Bezeq International	158	160	165	1.5	11
DBS	(381)	(381)	-	-	193

5. Regulation 20: Trading the Company's securities on the TASE – dates and reasons for interruption of trade

During 2013 NIS 600,265,000 par value debentures (Series 6) and NIS 189,900,000 par value debentures (Series 7) were listed following a private placement for classified investors that the Company executed in May 2013, and an additional NIS 434,782,609 par value debentures (Series 6), which were listed for trading following a private placement for classified investors that the Company executed in November 2013.

6. Regulation 21: Remuneration of related parties and executive officers

Below is a breakdown of the remunerations paid in 2013, as recognized in the financial statements for 2013, to each of the five highest-paid senior officers in the Company or in a corporation under its control, and which were paid to them in lieu of their service in the company or a corporation under its control, (employer's cost on annual basis):

⁶ In addition, subsequent to reporting date, the subsidiaries announced distribution of dividends, as follows: 1. On February 19, 2014 the board of directors of Pelephone resolved to distribute a dividend to the Company in the amount of NIS 206 million in May 2014. 2. On February 18, 2014 the board of directors of Bezeq International resolved to distribute a dividend to the Company in the amount of NIS 77 million in May 2014.

Recipient		Remuneration (in NIS thousands)						Total (NIS thousands)	Section below
Name	Position	Scope of position	Fee ⁷	Bonus ⁸	Share-based payment	Phantom options: ⁹	Other	Total ¹⁰	
Gil Sharon	CEO, Pelephone:	Full-time	2,915	1,332	-	1,810	-	6,057	B.
Yitzhak Benbenisti	CEO, Bezeq International Ltd.	Full-time	2,105	1,829	-	1,207	-	5,141	C.
Stella Handler ¹¹	CEO, Bezeq	Full-time	2,700	1,487	-	-	-	4,187	A.
Dudu Mizrahi	Deputy CEO and CFO	Full-time	1,554	660	-	241	-	2,455	D.
Ran Guron	Deputy CEO and VP Marketing	Full-time	1,640	638	-	241	-	2,519	E.

Breakdown of the terms of employment of the senior officers who appear in the foregoing table:

A. Stella Handler

Employed in the Company as CEO since April 14, 2013 under a personal employment agreement signed on March 6, 2013. The agreement is unlimited in time with either party having the right to terminate it by written prior notice of 6 months. Her monthly salary (gross) is NIS 140 thousand and is linked to the consumer price index.

The CEO's bonus goals for 2013 were pre-set by the Company's board of directors in March 2013 and based on the Company's annual work plan for 2013. They were also approved by the general meeting on May 8, 2013 and included four goals¹²: (a) EBITDA goals for the Company (separate), which constitute 40% of the bonus calculation; (b) a cash flow from operating activities goal, which constitutes 40% of the bonus calculation; (c) an after tax profit goal, which constitutes 10% of the bonus calculation; (d) chairman of the board assessment of the CEO's performance, which constitutes 10% of the bonus calculation. The prerequisite for receiving the bonus was that performance compared to budget (Bezeq's separate budget) for 2013, of the funds from operations (FFO) item (NIS 2,158 million)¹³, did not fall below the target by more than 10%. The rate of compliance of the Company's CEO with all the 2013 bonus targets was 125%, and accordingly, the bonus awarded to the CEO for 2013 is 125% of her annual salary (pro rata for the portion of the year during which she served as CEO), in an amount of NIS 1,487 thousand.

⁷ The salaries include the cost of salaries and ancillary salary costs, including perks and social benefits such as telephone expenses, customary type of company car, study fund (for some of the managers), reimbursement of expenses and leave pay, sick leave and customary annual recreation days.

⁸ The bonus is for 2013 (at reporting date, is yet to be paid to senior officers) and includes a contingent portion that will not be paid to these officers, rather by way of the distribution described in footnote 12. During 2013 these officers received bonuses for 2012, the amounts of which are included in the corresponding table in the Company's annual report for 2012, published on March 14, 2013.

⁹ The value according to the Black & Scholes formula is correct at reporting date. This is the relative value for share based payments for phantom options allotted on December 30, 2010 at exercise price of NIS 10.206 (adjusted) (the "Phantom Options"), which were recognized in the financial statements for the reporting year.

¹⁰ The total amount takes into account the amounts added to the phantom options sections. These amounts were added due to addition provisions set aside during the reporting year for the phantom options. It should be noted that in practise during 2013, these senior officers were not paid for the phantom options as they were out of money.

¹¹ Calculated according to the date of commencement of office as CEO of the Company on April 14, 2013.

¹² Under the remunerations plan approved by the general meeting on September 3, 2013, and the 2013 bonus goals set by the Company's compensations committee and board of directors: (a) The CEOs of the Company, of Pelephone and Bezeq International are eligible to receive up to 100% of their annual salaries (without ancillary benefits) and the Company's VPs are eligible for 50%, for full compliance with the goals that will be prescribed for each calendar year. In addition, a outperformance formula was fixed at up to 125% of the annual salaries for the CEOs of the Company, Pelephone and Bezeq International and up to 62.5% of the annual salaries for the Company's VPs; (b) the Company's compensations committee and board of directors may resolve, by the date of approval of the financial statements for the relevant year, that there were exceptional circumstances that justify not paying the bonus or part thereof although the goals set were met. (c) Full compliance with the EBITDA goal will constitute 40% of the bonus and compensation for such compliance will be paid as follows: 1. 60% of the bonus eligibility for compliance with the EBITDA for 2013 will be paid following the date of approval of the financial statements for this year. 2. The balance of the bonus eligibility for 2013, i.e. 40%, will be paid in 2015 and only if the minimum EBITDA goal set by the Company's board of directors, compared with the 2014 budget, is achieved. (d) If it comes to light that any bonus paid to a manager on the bases of data that afterwards is found to be misleading and are reclassified in the Company's financial statements, the manager will be required to refund to the Company the difference between the amount received and the amount of the bonus as calculated based on the updated figures.

B. Gil Sharon

Employed as CEO of the subsidiary, Pelephone, under a personal employment agreement dated January 19, 2006. The agreement is for an unlimited period, and it may be terminated by either party at any time and for any reason with 12 months prior notice (by Pelephone) and 3 months prior notice (by Pelephone's CEO). His gross monthly salary is NIS 175,000 (gross), which is linked to the CPI (in the reporting year, his gross monthly salary amounted to NIS 181,000). On December 30, 2010 the CEO of Pelephone was awarded 3,000,000 phantom options.

The bonus goals for the CEO of Pelephone were set in advance by the Company's board of directors (in February 2013), following the approval of Pelephone's board of directors and the Company's compensations committee, and were based on Pelephone's working plan for 2013, and included¹⁴: an EBITDA goal (based on Pelephone's separate financial statements), constituting 40% of the bonus calculation; a management goal based on Pelephone's FFO cash flows that constitute 20% of the bonus calculation; a goal based on Pelephone's net profit that constitutes 10% of the bonus calculation; a goal relating to Pelephone's competitive position in the market constituting 20% of the bonus calculation; and the chairperson of Pelephone's board of directors assessment of the CEO's performance, which constitutes 10% of the annual bonus calculation for Pelephone's CEO for 2013. Pelephone CEO's rate of compliance with all the 2013 bonus targets was 61%, and accordingly, the bonus awarded to the CEO for 2013 is 61% of his annual salary, amounting to NIS 1,332 thousand. It is noted that for calculating Pelephone CEO's bonus for 2013 expenses incurred due to Pelephone's collective labor agreement, the impact of which on Pelephone CEO's bonus is a negligible amount of NIS 4,000 (for complying with Pelephone's cash flow goal).

C. Yitzhak Benbenisti

Employed as CEO of the subsidiary Bezeq International since November 6, 2007, under a personal employment agreement dated July 1, 2007. The agreement is for an unlimited period, and it may be terminated by either party at any time and for any reason with 6 months prior notice. His gross monthly salary is NIS 125,000 (gross), which is linked to the CPI (in the reporting year, his gross monthly salary amounted to NIS 129,000). On February 10, 2014 Yitzhak Benbenisti gave notice of the termination of his office and he is expected to resign on August 11, 2014. On December 30, 2010 the CEO of Bezeq International was awarded 2,000,000 phantom options.

The bonus goals for the CEO of Bezeq International were set in advance by the Company's board of directors (in February 2013), following the approval of Bezeq International's board of directors and the Company's compensations committee, and were based on Bezeq International's annual working plan for 2013, and included¹⁵: an EBITDA goal (based on Bezeq International's separate financial statements), constituting 40% of the bonus calculation; a management goal based on Bezeq International's FFO cash flows that constitute 40% of the bonus calculation; a goal based on Bezeq International's net profit that constitutes 10% of the bonus calculation; and the chairperson of Bezeq International's board of directors assessment of the CEO's performance, which constitutes 10% of the annual bonus calculation. Bezeq International CEO's rate of compliance with all the 2013 bonus targets was 117%, and accordingly, the bonus awarded to the CEO for 2013 is 117% of his annual salary, amounting to NIS 1,829 thousand.

¹³ Funds from operations (FFO) - cash flows from operations before changes in working capital and before changes in other asset and liability items. The FFO index weights the foregoing performance compared with measurable goals (the goals are not described in detail due to the fact that they include confidential information, the disclosure of which may adversely affect the Company) and is also used by rating companies for analyzing company performance.

¹⁴ See Footnote 12 above.

¹⁵ See Footnote 12 above.

D. David ("Dudu") Mizrahi

Employed as Deputy CEO and CFO since January 1, 2013 (in the Company since May 1996). The agreement is for an unlimited period, and it may be terminated by either party with 6 months prior notice. His monthly salary in 2013 amounted to NIS 90,000 (from the date of his appointment as Deputy CEO and CFO) and is linked to the CPI. On December 30, 2010 Dudu Mizrahi was awarded 400,000 phantom options.

The bonus goals for the Deputy CEO and CFO were preset by the Company's board of directors in February 2013, based on the Company's annual work schedule for 2013 and included¹⁶: (a) EBITDA goals for the Company (separate), which constitute 40% of the bonus calculation; (b) a goal relating to improvement in service quality, which constitutes 40% of the bonus calculation; (c) personal management goals, which constitute 10% of the bonus calculation; (d) assessment of the chairman of the board, which constitutes 10% of the bonus calculation. The rate of compliance of the Deputy CEO and CFO with all the 2013 bonus targets was 122%, and accordingly, the bonus awarded to the CEO for 2013 is 61% of his annual salary, amounting to NIS 660 thousand.

E. Ran Guron

Employed as Deputy CEO and VP Marketing of the Company since March 16, 2011 (in the Company since December 18, 2005). The agreement is for an unlimited period, and it may be terminated by either party at any time and for any reason with 6 months prior notice. The monthly salary of the Deputy CEO and VP marketing, since 2011, was NIS 90 thousand (since his appointment as Deputy CEO), and is linked to the consumer price index (during the reporting year, his salary (gross) amounted to NIS 93 thousand). On December 30, 2010 Ran Guron was awarded 400,000 phantom options.

Pursuant to the principles of the remunerations policy, the bonus goals for the Deputy CEO and VP Marketing were preset by the Company's board of directors in February 2013, based on the Company's annual work schedule for 2013 and included¹⁷: (a) EBITDA goals for the Company (separate), which constitute 40% of the bonus calculation; (b) a goal relating to improvement in service quality, which constitutes 40% of the bonus calculation; (c) personal management goals, which constitute 10% of the bonus calculation; (d) assessment of a manager, which constitutes 10% of the bonus calculation. The rate of compliance of the Executive VP and VP Marketing with all the bonus goals set for 2013 was 114%. On March 5, 2014 the Company's board of directors reviewed the compliance of the Deputy CEO and VP Marketing with the goals and based on the rate of compliance, the bonus awarded to the Deputy CEO and VP Marketing for 2013 is 57% of his annual salary, amounting to NIS 638 thousand.

F. It should be noted that a general meeting of the Company's shareholders is to be convened on March 19, 2014, pursuant to an immediate report (amended) convening the meeting which was published on March 5, 2014. The agenda for the meeting includes an amendment to the remunerations policy, inter alia, pertaining to the prerequisite terms for the CEOs of the Company, Bezeq International and Pelephone for receiving an annual bonus.

Other interested parties who receive remuneration from the Company

A. **Avi Gabbay** - former CEO of the Company who serviced in his position from November 14, 2007 through the end of the first quarter of 2013 (April 14, 2013). The Company's compensations committee and board of directors assessed his performance during this quarter and his continuing contribution throughout his entire term of office as CEO of the Company, helping the Company meet its operating goals and its good financial results in 2013. Consequently, on March 5, 2014 the Company's board of directors approved (subsequent to approval of the Company's compensations committee), subject to approval of the general meeting of the Company's shareholders (that has not yet convened), to award Avi Gabbay a bonus of 100% of his annual salary for the 3.5 months of actual service in 2013, in the amount of NIS 654 thousand. The bonus complies with the Company's remunerations policy and is, in the opinion of the compensations committee and board of directors, fair and reasonable under the circumstances.

¹⁶ See Footnote 12 above.

¹⁷ See Footnote 12 above.

- B. Rami Nomkin** - an employee director (appointed as a director by the general meeting on January 17, 2007) dealing with the Company's community contribution. He transferred from the Ministry of Communications in 1966. Mr. Nomkin's total salary for 2013 amounted to NIS 696 thousand and is linked to the professional salary tables. This salary does not include a bonus for 2013 in the amount of NIS 20 thousand, which as at reporting date has not yet been paid and which was set in accordance with the criteria for all the Company's employees, based on the Company's EBITDA results. On January 25, 2011 the Company's general meeting approved allotting 47,774 options to Mr. Nomkin, at an exercise price of NIS 7.457 (adjusted), under a material private placement report for an employee director dated December 20, 2010, which based on Black and Scholes model amounts to NIS 182 thousand¹⁸. All the remunerations paid to Mr. Nomkin, including the forgoing option allotment, are due to his being an employee of the Company and not for his service as a Company director.
- C. Yair David** - served as an employee director during the reporting year (appointed as a director by the general meeting on October 11, 2012), and is employed as head of contractor supervision in the work execution section of the Company's Technologies and Network Division. He transferred from the Ministry of Communications in 1982. Mr. David finished his term as a director of the Company on February 4, 2014 and signed a retirement agreement. He is expected to retire from the Company on May 31, 2014. Mr. David's total salary for 2013 amounted to NIS 590 thousand and is linked to the professional salary tables. This salary does not include a bonus for 2013 in the amount of NIS 17 thousand, which as at reporting date has not yet been paid and which was set in accordance with the criteria for all the Company's employees, based on the Company's EBITDA results. On January 25, 2011 as part of the Company's employee option plan, 34,516 options were allotted to Mr. David, at an exercise price of NIS 7.457 (adjusted), the value of which based on Black and Scholes model amounts to NIS 131 thousand ¹⁹. All remunerations paid to Mr. David, including the forgoing option allotment, are due to his being an employee of the Company and not for his service as a Company director (the options were allotted prior to his appointment as a director of the Company).
- D. Remuneration of three external directors** is in accordance with the maximum tariffs prescribed in the Companies Regulations (Rules Concerning Remuneration and Expenses for an External Director), 2000 (for external expert directors) linked to the CPI as set in said regulations and which was updated under an amendment which took effect on March 6, 2008 and which was approved by the general meeting on June 1, 2008. The remuneration for 2013 for Mr. Mordechai Keret is NIS 496,061, for Mr. Yitzhak Edelman, NIS 465,623 and for Ms. Tali Simon, NIS 414,072 (including the reimbursement of travel expenses, pursuant to the approval of the general meeting).
- E. Remuneration for two independent directors** is in accordance with the maximum tariff (for an expert external director) as prescribed in the Companies Regulations (Rules Concerning Remuneration and Expenses for an External Director), 2000, linked to the CPI as set in said regulations and which was updated under the foregoing amendment. The remuneration in 2013 for Mr. Eldad Ben-Moshe is NIS 344,339 and for Mr. Yehoshua Rosenzweig is NIS 448,148 (including the reimbursement of travel expenses, pursuant to the approval of the general meeting).
- F. Eurocom Communications Ltd. management fees** - on June 13, 2013 the Company's general meeting approved engaging with Eurocom Communications Ltd. ("Eurocom Communications"), the controlling shareholder (indirectly) of the Company, in an amended consultancy and management services agreement for a period of three years as of June 1, 2013 through to May 31, 2016 in return for an annual fee of NIS 5.524 million (for a description of the main points of the agreement, see the immediate report for convening a general meeting dated May 7, 2013, as amended in an amended report on June 10, 2013). For the period from January 1, 2013 through to December 31, 2013, the amount paid to Eurocom Communications for these services amounted to NIS 5,062,133 (not including VAT).

7. Standard 21A: The controlling shareholder of the Company

To the best of the Company's knowledge, the final controlling shareholder of the Company is Mr. Shaul Elovitch, through his holdings in Eurocom Holdings (1979) Ltd. ("Eurocom Holdings"), Eurocom Assets Holdings Ltd., Eurocom Assets Ltd., Eurocom Technologies Management (2005) Ltd., Eurocom Communications Holdings 2005 Ltd., and his holdings (direct or indirect) in Eurocom Communications Ltd. ("Eurocom Communications")²⁰. Eurocom Communications is the controlling shareholder in Internet Gold-Golden Lines Ltd., ("Internet Gold"), which controls B Communications Ltd. ("B Communications"), the controlling shareholder (wholly owned) of B Communications (S.P. 1) Ltd. ("B Communications 1") and its wholly owned subsidiary, B Communications (S.P. 2) Ltd. ("B Communications 2"). Each of the aforesaid companies is also considered to be the controlling shareholder of the Company, in accordance with the Securities Law, 1968 ("Securities Law"). Furthermore, pursuant to the Securities Law, the Company deems Mr. Yosef Elovitch²¹, the brother of Mr. Shaul Elovitch, as a joint shareholder with Mr. Shaul Elovitch, and therefore as a controlling shareholder in the Company.

¹⁸ As at reporting date, all the options, which were allotted in tranches, have vested and may be exercised up to the end of five years from date of vesting of the third options tranche (i.e. by January 25, 2019).

¹⁹ Cf. Footnote 18 above.

It should be noted that Ms. Iris Elovitch, the wife of Mr. Shaul Elovitch holds a negligible amount of Bezeq shares and Mr. Shaul Elovitch and his brother, Mr. Yosef Elovitch, the controlling shareholders (indirectly) of the Company, jointly hold a negligible amount of Bezeq shares. In addition, Ms. Elovitch and other family members of Mr. Shaul Elovitch hold shares of Internet Gold and BComm in negligible amounts of their issued and paid-up share capital.

It is noted that B Communications 2 is the holder of 819,369,560 Bezeq shares. 814,211,545 of these shares are held in trust by Mishmeret Trust Services Co. Ltd. ("Mishmeret"), as trustee for B Communications (S.P. 2) Ltd as the owners on the one hand, and for holders of debentures (USD series 144B) issued by B Communications, and various other entities with which B Communications engaged with regard to these debentures, as collateral under the said issue. The remaining of the shares (5,158,015 shares) is held by B Communications 2, and is pledged as collateral in favor of debenture holders and the entities defined above.

Furthermore, in addition to the foregoing, B Communications is the owner and indirect holder of 24,504,153 shares of Bezeq.

8. Regulation 22: Transactions with the controlling shareholder

Below are particulars, to the best of the Company's knowledge, concerning all transactions with the controlling shareholders of the Company, or in which the controlling shareholders have a personal interest, which the Company, its subsidiaries or its related companies engaged in during the reporting year or subsequent to the end of the reporting year and until the date on which this report is submitted, or which is still valid at the reporting date, and for details regarding the companies' negligible transactions guidelines see Note 27 to the consolidated financial statements'

Decisions of the audit committee, subsequent to Amendment 22 to the Companies Law, 1999 ("Companies Law")

In accordance with the provisions of section 117 (1B) of the Companies Law (in accordance with amendment 22 to the Companies Law), that was enacted after the date of this report, the Audit Committee resolved in its meeting dated January 7, 2014 the following:

1. The application of a competitive process

Pursuant to the provisions of section 117 (1B) of the Companies Law, the audit committee decided that a competitive process for its transactions with its subsidiaries²², in which its controlling shareholders have a personal interest, is mandatory, whether such transactions are extraordinary or regular transactions (the "Transactions"), as set out below:

- 1.1 The competitive process will be monitored by a supervisor (the chief legal counsel of the relevant company or the one appointed by the audit committee with regard to a specific transaction) (the "Supervisor").

²⁰ To the best of the Company's knowledge, the controlling shareholders in Eurocom Communications are as follows: a) Eurocom Holdings (1979) Ltd., which holds 50.33% of the issued and paid up share capital of Eurocom Communications; Eurocom Holdings (1979) is a private company held by Mr. Shaul Elovitch, who holds 80% of its ordinary shares and 75% of its management shares, and his brother Mr. Yosef Elovitch, who holds 20% of its ordinary shares and 25% of its management shares; b) The four private companies owned by Mr. Shaul Elovitch and his brother, Mr. Yosef Elovitch (at rates of 80% and 20%, respectively), hold 49% of the issued and paid up share capital of Eurocom Communications (Eurocom Asset Holdings Ltd., Eurocom Assets Ltd., Eurocom Technology Management (2005) Ltd., Eurocom Communications Holdings (2005) Ltd.); C. Mr. Shaul Elovitch, who holds 0.67% of the issued and paid up share capital of Eurocom Communications

²¹ See. Footnote 20 above.

²² This decision also refers to DBS, although it is not a subsidiary.

1.2 In the competitive process at least three competitors offering similar or alternative products or services will be invited to tender, in one of three methods as set out below, to be determined in advance for each procedure, at the discretion of the Company or the relevant subsidiary:

- Pricing - i.e. invitation to tender followed by negotiations with potential competitors in an attempt to improve the proposals, from the Company's point of view, (in this method, the related party will not be the last to be invited to tender);
- Online competition;
- Tenders are submitted without an option for further negotiation once submitted.

If under the circumstances, it is not practically possible to invite at least three competitors to tender, less competitors may be invited to tender with the prior written consent of the Supervisor. In such case, the Supervisor and the VP of the relevant division will provide a written explanation of the reasons for the audit committee, together with the material to be given to the committee for approving the transaction.

1.3 **Competitive process criteria**

- The competitive process criterion will be the Company's overall cost (price and all related costs).
- In addition, based on the essence and circumstances of the competitive process, the Company may prescribe, with the approval of the relevant VP, additional criteria and weight them accordingly, from the list below:

Compliance with technical requirements; quality; system structure and configuration; functionality and performance; monitoring, management and security; support services; bidder's previous experience; previous experience with the Company; bidder's reliability; availability and delivery time schedules; positioning.
- Furthermore, the competitive process may include preset threshold prerequisite conditions, or not.
- The criteria will be reviewed and updated if needed by the audit committee, once a year.

1.4 **Other process**

In the following cases, another process, as described, will be enforced:

- Transactions can be carried out for products/services provided by the Company and its subsidiaries to their customers under the following conditions: They will be provided: (a) with regard to the Company and its subsidiaries, other than Pelephone, at the same price, as fixed in their tariff list or the terms of marketing campaigns, as may be offered from time to time, that they are provided to other customers of the same company in similar deals; (b) with regard to Pelephone, at the same terms under which they are provided to three other customers with similar scope and other relevant characteristics.
- Transactions carried out under similar terms as transactions under a competitive process as the process described herein, except if less than one year has passed since the date of the original transaction, and with regard to such transactions related to special developments for the Company, except if less than three years have passed since the date of the original transaction, and provided that the Supervisor gave prior written consent that there have been no changes in the relevant technologies or business environment that may justify renewing the competitive process.
- Transactions that only benefit the company.
- Situations in which, due to special circumstances, a competitive process is not practical or could harm the terms of the transaction that the Company can achieve (such as transactions where there is a single supplier, loss of warranty due to engaging with another supplier, etc., and with the prior written consent of the Supervisor). In such cases, notwithstanding the competitive process, the transactions will be carried out at market prices and when there isn't sufficient information regarding market prices for such transactions, outside expert opinion regarding the terms of the transaction, or alternatively, other appropriate mechanisms that match the specific circumstances, may be considered.

It is hereby clarified that all the transactions set out in sections 1.4.1 through 1.4.4 above will be reviewed by the audit committee before approval, to assess their feasibility, fairness and contribution to the Company.

2. Approval of transactions in which the controlling shareholder has a personal interest

All transactions of the Company and its subsidiaries²³ in which the controlling shareholders of the Company have a personal interest, including transactions that are routine, whether substantial or immaterial, are approved by the audit committee and then by the board of directors.

9. Regulation 24: Holdings of interested parties and senior officers in shares and other securities of the Company, a subsidiary or related company, as close as possible to the reporting date

A. Company shares and securities convertible into shares of the Company

Details of holdings of interested parties and executive officers of the Company are presented in this report by way of reference to the report on the holdings of the Company's interested parties and executive officers dated March 5, 2014.

B. The Company's other securities

As at the date of the periodic report, 440,050,000 debentures of NIS 1 par value each (Series 5) of the Company are held by the subsidiary, Bezeq Zahav (Holdings) Ltd.

C. Securities of a related company

As at the date of the periodic report, 15,015 DBS shares, constituting 50.22% of the issued equity are held by Eurocom DBS Ltd., a company indirectly controlled by Mr. Shaul Elovitch (the indirect controlling shareholder of the Company). For further information pertaining to trusteeship of these rights in shares pursuant to the conditions of the regulatory approvals for the acquisition of control of the Company by B Communications, see sections 1.1.2 and 1.6.5B of Chapter A of the periodic report - Description of the Company's Businesses.

10. Regulation 24 A: Registered capital, issued capital, and convertible securities

A. Registered capital and issued capital:

The Company's registered equity as at the publication date of the periodic report is 2,825,000,000 ordinary shares of NIS 1 par value each (the "Ordinary Shares").

The Company's issued and paid up share capital as at the publication date of the periodic report is 2,730,824,929 ordinary shares.

B. The 2007 Options Plan for Managers and Senior Employees

Under the options plan for managers and senior employees, which includes up to 65,000,000 options earmarked for exercise into up to 65,000,000 Company shares (less disposals), as at the date of the periodic report 58,916,667 options, exercisable into ordinary shares of NIS 1 par value each of the Company, have been allotted, at weighted exercise price of NIS 3.27. As at the publication date of the periodic report, 58,449,954 of these options have been exercised into shares and the balance of unexercised options is 466,713. The plan will be valid until December 31, 2017.

C. 2010 Employee Options Plan

In accordance with the employee options plan, which includes up to 70,000,000 shares of the Company of NIS 1 par value each (which includes 87,455 options allotted to two employee directors, on January 25, 2011 under a private placement report dated December 20, 2010) (less disposals), 66,374,943 options are exercisable into ordinary shares of NIS 1 par value each were allotted at weighted exercise price of NIS 4.12. As at the publication date of the periodic report, 10,879,856 of these options have been exercised into shares and the balance of unexercised options is 55,495,087. The plan will be valid until December 31, 2018.

²³ This decision also refers to DBS, although it is not a subsidiary.

11. Standard 24B: Register of Shareholders

The Company's Register of Shareholders is presented in this report by way of reference to the Company's statement of equity and from the registered securities of the Company and adjustments made on March 5, 2014

12. Regulation 25A Registered Address of the Company

Address: 132 Menachem Begin Avenue, Azrieli Center, (Triangle Tower), 27th Floor, Tel Aviv

Telephone 1: 03-626-2200; Telephone 2: 03-626-2201; Fax: 03-626-2209

Email: linoryo@bezeq.co.il (Company Secretary)

13. Regulation 26: Directors of the company

Name I.D.: Date of birth: Citizenship:	Address for delivery of court notices:	Membership on Board of Directors Committees: Serves as an external or independent director	Employee of the Company, a subsidiary, related company or interested party:	Date of commencement of term of office:	Education and employment during the past five years and details of the companies in which he serves as a director:	Related to other interested parties in the Company:	Does the Company consider the director as having accounting and financial expertise
Shaul Elovitch 042089367 January 4, 1948 Israeli	2 Dov Friedman Street, Ramat Gan, 5250301	Chairman of the board of directors, member of the security committee The director is not an external director.	No	April 14, 2010	Occupation during past five years: Chairman and owner of Eurocom Group for more than 25 years. The companies in which he serves as a director: Chair of the board of the following companies: Pelephone Communications Ltd. – Chairman; Bezeq International Ltd. – Chairman; Bezeq Zahav (Holdings) Ltd. – Chairman; Walla! Communications Ltd; Bezeq Online Ltd.; Eurocom Holdings (1979) Ltd.; Eurocom Communications Ltd.; Eurocom Cellular Communications Ltd.; Eurocom Industries (1986) Ltd.; Eurocom Digital Communications Ltd.; Trans-Global Industries PTE Ltd.; Internet Gold – Golden Lines Ltd.; B Communications Ltd.; Eurocom DBS Ltd.; Director of Eurocom Communications Holdings 2005 Ltd; D.B.S. Satellite Services (1998) Ltd; Eurocom Technologies Management (2005) Ltd.; Eurocom Assets Ltd.; Eurocom Assets Holdings Ltd; Eurocom General Management Ltd.; D.M. (3000) Engineering Ltd.; Space Communication Ltd.; Satcom Systems Ltd.; Gilat Satcom Ltd.; Gaya Com Ltd.; IP Planet Network Ltd.; Satlink Communication Ltd.; Ltd.; B Communication (S.P. 1) Ltd.; B Communication (S.P. 2) Ltd.; Eurocom Media-Net Holdings Ltd.; Eurocom Networks 21 Ltd.; Eurocom Networks and Technologies Ltd; Eurocom Holdings and Investment Ltd.; Eurocom Management and Investment Ltd.; Eurocom Investment Management 2005 Ltd.; Eurocom Real Estate Ltd.; Mivnei Dolinger Construction and Investment Ltd.; Mivnei Dolinger (City Gate) Construction and Investment Ltd.; R.F. Investments and Promotion 1988 Ltd.; Continental – Construction & Investment Company – D.A. Ltd.; Eurocom Project Management (1990) Ltd.; MNB Tulip Trustees (2002) Ltd.; Shem VeTehila Assets and Investments Ltd.	Father of Or Elovitch and father-inlaw of Orna Elovitch Peled who, inter alia, serve as officers in Bezeq and its subsidiaries and/or related companies. Brother of Yosef Elovitch, controlling shareholder (indirect) of Bezeq	Yes

Name I.D.: Date of birth: Citizenship:	Address for delivery of court notices:	Membership on Board of Directors Committees: Serves as an external or independent director	Employee of the Company, a subsidiary, related company or interested party:	Date of commencement of term of office:	Education and employment during the past five years and details of the companies in which he serves as a director:	Related to other interested parties in the Company:	Does the Company consider the director as having accounting and financial expertise
Yitzhak Edelman: 50066174 July 1, 1950 Israeli	9 Rahel Hmeshoreret St., Herzliya	Audit Committee, Committee for reviewing financial statements, Compensations committee, Committee for the Company's holdings in YES The director is an external director.	No.	February 1, 2008 (term of office extended by a further 3 years as of February 1, 2011)	Education: BA Accounting and Economics from Tel Aviv University; Advanced Business Management course at Harvard; Coordinator of Financial Management course for MA Accounting and Economics at Bar Ilan University The companies in which he serves as a director: Bank of Israel; AVT; Love Foundation (Beit Issie Shapiro); Beit Zvi - School of Performing Arts; Swiftnet Co. Ltd. (external director)	No	Yes. The Company considers the director as having accounting and financial expertise and as an external expert director
Orna Elovitch Peled 028735587 June 8, 1971 Israeli	2 Dov Friedman Street, Ramat Gan, 52503	No The director is not an external director.	No	April 14, 2010	Education: B.Sc. majoring in Finance and Economics, New York Institute of Technology. Executive MBA - Recanati College international MBA program Occupation during past five years: CEO , McCann Boutique; 2005-2009 The companies in which she serves as a director: D.B.S. Satellite Services (1998) Ltd. and Bezeq International Ltd.; Walla Communications Ltd., Orna Nadav Peled Ltd.	Wife of Mr. Or Elovitch, a director at the Company and daughter-in-law of Mr. Shaul Elovitch, the controlling shareholder (through holdings).	No
Or Elovitch 038475117 May 24, 1976 Israeli	2 Dov Friedman Street, Ramat Gan, 52503	No The director is not an external director.	Yes, see details of employment during past five years	April 14, 2010	Education: BA in Business Administration, College of Management; MBA majoring in Finance, City University of New York Occupation during past five years: CEO of Eurocom Communications Ltd. as of 2011, Executive VP Business Development and Investments in Eurocom Communications Ltd. until 2011; The companies in which he serves as a director: Chair of the board of the following companies: Space-Communications; board of directors of Eurocom Capital Finances Ltd.; board of directors of Enlight Renewable Energy Solutions Ltd. Director of Satcom Systems Ltd.; B Communications Ltd.; Pelephone Communications Ltd.; DBS Satellite Services (1998) Ltd.; Bezeq Online Ltd.; Bezeq Zahav Holdings Ltd.; Walla! Communications Ltd. (and other private Walla Group companies - Coral Tel Ltd., Kama Price Comparison, Shopmind Ltd.); B Communications (S.P.1); B Communications (S.P.2); Gilat Satcom Ltd.; Gaya Com, Ltd.; I.P. Planet Network Ltd.; Telservice Limited (owned by Stacom Group); Satlink Communications Ltd.; E.G.R.E, Ltd.; Eitag Ltd.; E.G.R.E. (USA) Ltd.; Pilat Media Global PLC Ltd. and The Time Innovations Ltd.	Son of Shaul Elovitch, the controlling shareholder of the Company and husband of Orna Elovitch- Peled who serves as a director of the Company, and nephew of Yosef Elovitch (brother of Shaul Elovitch), a controlling shareholder (through holdings) of Bezeq	Yes

Name I.D.: Date of birth: Citizenship:	Address for delivery of court notices:	Membership on Board of Directors Committees: Serves as an external or independent director	Employee of the Company, a subsidiary, related company or interested party:	Date of commencement of term of office:	Education and employment during the past five years and details of the companies in which he serves as a director:	Related to other interested parties in the Company:	Does the Company consider the director as having accounting and financial expertise
Eldad Ben- Moshe 058774290 June 8, 1964 Israeli	17 Bazelet Street, Shoham, 60850	Audit committee. The director is not an external director. The director is an independent director.	No.	April 14, 2010	Education: B.A. in Accounting and Economics, Tel Aviv University; MBA, Tel-Aviv University and Certified Public Accountant Occupation during past five years: CEO of Inrom Industries Ltd. and Inrom Building Industries Ltd. Group; Chair of the board of the following companies: Ytong, Ltd.; Ytong Flooring Ltd.; Carmit Mister Fix Ltd.; Alony Marble Ltd.; Orlite Industries (Millennium 2000) Ltd.; Ordan Metal and Casting Industries, Ltd.; Module Concrete Industries (1975) Ltd.; Nirlat Paints, Ltd.; Anan Dvash Ltd The companies in which he serves as a director: Inrom Building Industries Ltd.; Ham-Let (Israel- Canada) Ltd.; Gomix Partnership Management Co. Ltd.; Gomix Limited Partnership; Nirlat Ltd.; Nimni Paints North Ltd.; Univercol Colors Ltd.; Link Color NA INC.; K.A.R. Parket (1995) Ltd.; Urdan Industries (USA) Inc	No	Yes
Felix Cohen: 26809806 Dec 14, 1953 Israeli	2 Dov Friedman Street, Ramat Gan, 52503	No The director is not an external director.	Yes, see details of employment during past five years	April 14, 2010	Education: High School Occupation during past five years: CFO of Eurocom Group. The companies in which he serves as a director during past five years: until 2011 director of E.G.R.E, Ltd.; The companies in which he serves as a director: Internet Gold – Golden Lines Ltd.; D.M. (3000) Engineering Ltd.; Enlight Renewable Energy Ltd.; Bezeq International Ltd.; Bezeq Online; Space Communications Ltd.; Walla Communications Ltd.	No	Yes
Rami Nomkin: 042642306 Jan 14, 1949 Israeli	126 Mohaliver Street, Yahud	No The director is not an external director.	Yes, see details of employment during past five years	Jan 17, 2007	Education: High School Occupation during past five years: From 2009, manager of Bezeq's sales department; from 2011 – employee of Bezeq spokesperson division; The director is an employee director.	No	No

Name I.D.: Date of birth: Citizenship:	Address for delivery of court notices:	Membership on Board of Directors Committees: Serves as an external or independent director	Employee of the Company, a subsidiary, related company or interested party:	Date of commencement of term of office:	Education and employment during the past five years and details of the companies in which he serves as a director:	Related to other interested parties in the Company:	Does the Company consider the director as having accounting and financial expertise
Mordechai Keret 054759915 May 7, 1957 Israeli	12 Hanurit Street, Tel Mond	Audit committee - Chair; Remuneration committee - Chair; committee for reviewing of financial statements; security committee and internal enforcement committee; committee for reviewing the Company's holdings in YES The director is an external director.	No.	Feb 4, 2010	Education: CPA - BA in Accounting and Finance, Tel Aviv University Occupation during past five years: CEO and owner of Keret Management and Holdings from 2002 to present; The companies in which he serves as a director during past five years: Director of Gmul Investment Company Ltd. 12/2007-7/2009; Director of Gmul Real Estate Ltd. 12/2007-7/2009. The companies in which he serves as a director: TIA Investment Co. Ltd. – external director, Priortech Ltd.; ISSTA Lines, Ltd.; ISSTA Israel Student Travel Co. Ltd.; Histour Eltve Ltd; Shirliad Sea City (2009) Ltd.; Shirliad Holdings Ltd.; Keret Management an Holdings Ltd.	No	Yes. The Company considers the director as having accounting and financial expertise and as an external expert director
Amikam Shorer 059821983 July 27, 1967 Israeli	2 Dov Friedman Street, Ramat Gan, 52503	Security committee, internal enforcement committee The director is not an external director.	No.	April 14, 2010	Education: BA LLB, Bar Ilan University Qualified lawyer Occupation during past five years: Executive VP Business Affairs at Eurocom - Communications Ltd. 2005 - 2011; CEO Enlight Renewable Energy Ltd. (formerly Sahar Investments Ltd.) 2008-2010; CEO of E.G.R.E Ltd. 2008-2010 The companies in which he serves as a director: Chair of the board and vice Chair of the following companies: Satcom Systems Ltd.; Eurocom Communications Ltd. E.G.R.E Ltd. director of Enlight Renewable Energy Ltd.; Pelephone Communications Ltd.; Bezeq International Ltd.; DBS Satellite Services (1998) Ltd.; Walla! Communications Ltd.; Bezeq Online Ltd.; Bezeq Zahav (Holdings) Ltd.; Space Communications Ltd.; Satcom Systems Ltd.; Gilat Satcom Ltd.; Gaya Com, Ltd.; I.P. Planet Network Ltd.; Satlink Communications Ltd.; Internet Gold – Golden Lines Ltd.; Phoenix Data Pty. Ltd.; B Communications (SP 1); B Communications (SP 2); Eurocom Capital Underwriting Ltd.; Eurocom Capital Finances Ltd.; Enlight Renewable Energy Ltd.; E.G. R.E. Ltd.; Eitag Ltd.; E.G.R.E. (USA) Ltd.; Ranitech Yezum 2007 Ltd.; IP Planet Network; TCL Teleserve Communications Ltd.; TNL Teleserve Network Ltd.; Teleserve Ltd.; Israsat International Communications Ltd.; Eurocom Capital Underwriting Ltd.	No	No

Name I.D.: Date of birth: Citizenship:	Address for delivery of court notices:	Membership on Board of Directors Committees: Serves as an external or independent director	Employee of the Company, a subsidiary, related company or interested party:	Date of commencement of term of office:	Education and employment during the past five years and details of the companies in which he serves as a director:	Related to other interested parties in the Company:	Does the Company consider the director as having accounting and financial expertise
Yehoshua Rosenzweig 013841069 Aug 17, 1952 Israeli	c/o Agmon - Electra Building, 98 Yigal Alon Street, 46-47th floor, Tel Aviv 6789141	Internal enforcement committee - Chair; audit committee; committee for reviewing financial statements; remuneration committee The director is not an external director. The director is an independent director.	No (other than as a director in subsidiaries)	Nov 22, 2010	Education: LL.B, Bar Ilan University; LL.M and LL.D, New York University. Occupation during past five years: (a) Law firms: from 2005 Attorney at Rosenzweig & Aviram Law firm; from 2012 Attorney at Agmon & Co. , Rosenzweig HaCohen & Co. law firms. (b) Business / public: Chair of Bar Ilan University Executive Committee (since 2009); Chair of advisory committee to the Government Companies Authority (since 2011). The companies in which he serves as a director: Waterfall Solutions Ltd. - Chair; Gita Technologies Ltd. – Chair; Rosenram Development Co. Ltd.; Pelephone Communications Ltd.; Bezeq International Ltd.; Bezeq Zahav (Holdings) Ltd.; Rosenram Trust Co. Ltd.; Rosenzweig Legal Services Ltd.; Rosetta Green Ltd.; Rosetta Genomics Ltd.; Solarpower Systems Ltd.; Alrov Real Estate & Hotels Ltd.; Tzohar Simulation Investments Ltd., Babua Advanced Sciences Ltd., Babua Simulation Investments (1996) Ltd.	No	Yes
Tali Simon 024017006 Mar 7, 1969 Israeli	26 Meir Ya'ari St., Tel Aviv	Audit committee; compensations committee; committee for reviewing of financial statements; committee for reviewing the Company's holdings in YES The director is an external director..	No.	Jan 21, 2013	Education: CPA, BA Economics and Accounting, Ben Gurion University Occupation during past five years: CFO at Gazit Globe Israel (Development) Ltd. The companies in which she serves as a director during past five years: External director at Fungaya Real Estate Ltd. 8/2010 - 5/2011 The companies in which she serves as a director – Acad Construction and Investments Ltd.; Acad Equipment (1979) Ltd. G BULGARIA EAD PLOVDIV RETAIL CENTER AD TRIDENTAD G MACEDONIA DOOEL Horev Center Management Company Ltd.	No	Yes. The Company considers the director as having accounting and financial expertise and as an external expert director

Yair David served as a director throughout the reporting period, terminating his service thereafter:

Name I.D.: Date of birth: Citizenship:	Address for delivery of court notices:	Membership on Board of Directors Committees: Serves as an external or independent director	Employee of the Company, a subsidiary, related company or interested party:	Term of office	Education and employment during the past five years and details of the companies in which he serves as a director:	Related to other interested parties in the Company:	Does the Company consider the director as having accounting and financial expertise
Yair David 058418401 Apr 23, 1964 Israeli	7/8 Oranim, Afula	No The director is not an external director.	Yes, see details of employment during past five years	Oct 11, 2012 – Feb 4, 2014	Education: BA Business Administration - Ruppin Academic Center, Diploma Industrial and Management Engineering in Marketing - Bezeq College Occupation during past five years: Infrastructure Maintenance Dept. of North Execution Division 2007-2009; Narrow band Dept. of North Execution Div. 2009-2011; Contractor Supervision of North Execution Div. 2011-2012 The director is an employee director.	No	No

14. **Regulation 26A Senior office holders:**

Name	I.D.:	Date of birth:	Date of commencement of term of office:	The office he holds in the Company:	Is he and interested party in the Company or a family member of another senior officer or of an interested party:	Education and business experience over the past five years:
Stella Handler	016750549	Dec 4, 1961	Apr 14, 2013	CEO	Yes. Interested party in the Corporation by her office as Company CEO.	MA in economics from the Hebrew University in Jerusalem MBA, Hebrew University in Jerusalem 2011-2013 Chair of board of directors of HOT Communications Systems Ltd. 2003-2011 – CEO 012 Telecom Smile Ltd
Ran Guron	024113268	Dec 25, 1968	Jan 9, 2006	Deputy CEO and VP Marketing	No.	BA Economics and Business Administration, Hebrew University MBA, Hebrew University
Dudu Mizrahi	024810368	Jan 28, 1970	Jun 28, 2007	Deputy CEO and CFO	No.	BA Economics, Hebrew University in Jerusalem 2007-2012 VP Economics and Budgets at Bezeq
Guy Hadas	029654472	Sept 8, 72	Dec 9, 2007	VP Corporate Communications	No	BA in Economics and Media, Tel Aviv University MBA, Tel Aviv University
Itamar Harel	028054666	Oct 18, 1970	Oct 25, 2007	VP, Manager of Private Division	No	MBA in Marketing and Accounting, Hebrew University

Name	I.D.:	Date of birth:	Date of commencement of term of office:	The office he holds in the Company:	Is he and interested party in the Company or a family member of another senior officer or of an interested party:	Education and business experience over the past five years:
Linor Yochelman	032037939	Feb 11, 1975	Aug 19, 2007	In charge of internal enforcement and Company Secretary Company secretary of subsidiaries: Bezeq International Ltd.; Bezeq Online Ltd.; Bezeq Zahav Holdings Ltd.; Walla Communications Ltd. and Company Secretary of Walla Communications Ltd. subsidiaries: Coral Tel Ltd.; Yoram Limudim Ltd.; Jobciti Ltd., Kama Price Comparison Ltd., Yad 2 Car Pricelist Ltd.	No	BA Business Administration, Interdisciplinary Center, Herzliya LL.B, Interdisciplinary Center, Herzliya Director in the Oil Commission
Ehud Mezuman:	052176336	Feb 17, 1954	Oct 25, 2007	VP Human Resources	No	3 years studies at Tel Aviv University – Social Sciences (no degree) 2005-2007 – Deputy VP Human Resources and Director of Management Development Department
Amir Nachlieli	23012313	May 30, 1967	Jan 1, 2009	VP, Legal Counsel	No	MBA (expanded major in Finance), Tel Aviv University BA Economics, Hebrew University LL.B, Hebrew University
Danny Oz:	054299953	Jun 16, 1956	Sept 1, 1998	Controller and deputy CFO	No	BA Economics & Accounting, Hebrew University, Certified Public Accountant's License EMBA – Integrative Administration, Hebrew University Since September 1998 – Company Controller
Yaakov Paz	058610999	Oct 21, 1963	Nov 1, 2007	VP, Manager of Business Division	No	
Sharon Fleischer Ben Yehuda	028531648	Apr 25, 1971	Jun 1, 2006	VP Regulation	No	BA Political Science, , Hebrew University in Jerusalem MA Public Policy and Administration, Hebrew University
Yuval Keinan	032089245	Feb 23, 1975	Aug 1, 2007	VP IT and Network	No	BA Computer Science, Mercia College
Eyal Kamil	057248999	Aug 30, 1961	Dec 5, 06	VP Operations & Logistics	No	BA, Industrial Engineering & Management, Tel Aviv University MBA, Tel Aviv University
Lior Segal	025695701	Sept 9, 1973	Jan 24, 2011	Internal Auditor	No	MBA, LLB, BA Accounting and Diploma in Accounting- all from the Tel Aviv University; Diploma in internal and public auditing on behalf of the IMC Israel Bar Association license and Israel CPA license Head of Internal Procedures and Control since 2009; Corporate Governance Officer since 2010; both at Bezeq, until appointment as internal auditor;

Name	I.D.:	Date of birth:	Date of commencement of term of office:	The office he holds in the Company:	Is he and interested party in the Company or a family member of another senior officer or of an interested party:	Education and business experience over the past five years:
Gil Sharon	058381351	Sept 12, 1963	Oct 11, 2005	CEO of subsidiary, Pelephone Communications Ltd.	No	BA Economics and Business Administration, Hebrew University; MBA Business Administration, Tel Aviv University
Yitzhak Benbenisti	059146415	Jan 21, 1965	On February 10, 2014 gave notice of the termination of his office on August 11, 2014.	CEO of the subsidiary, Bezeq International Ltd.	No	BA Economics, Hebrew University MBA (expanded major in Finance and Marketing), Hebrew University

Avraham Gabbay ceased serving as CEO of the Company in April 2013.

15. Regulation 27: The Auditors of the Company

Somekh Chaikin, Certified Public Accountants

Address: 17 Ha'arba'a St.

Millennium Tower KPMG

Tel Aviv, 64739

Tel: 03-684-8000

16. Regulation 29 (A) Recommendations and Resolutions of the Board of Directors before the General Meeting and their Resolutions which are not subject to the approval of the General Meeting for the issues prescribed in Regulation 29(A)

- A. For information pertaining to extraordinary transactions see Note 27.5.2 to the financial statements
- B. Resolution adopted on March 13, 2013 – to recommend to the General Meeting of shareholders of the Company to pay the shareholders of the Company a cash dividend in the total sum of NIS 861 million.
- C. Resolution adopted on August 4, 2013 – to recommend to the General Meeting of shareholders of the Company to pay the shareholders of the Company a cash dividend in the total sum of NIS 969 million.
- D. Resolution adopted on March 5, 2014 – to recommend to the General Meeting of shareholders of the Company to pay the shareholders of the Company a cash dividend in the total sum of NIS 802 million.

17. Regulation 29 (C): Resolutions adopted at an Extraordinary General Meeting

- A. Appointment of Ms Tali Simon as an external director of the Company and extension of the office of Mr. Mordechai Keret as an external director of the Company (resolution adopted on January 21, 2013).
- B. Approval by vote in DBS shareholders meeting in favor of extending and amending the agreement between DBS and Advanced Digital Broadcast S.A. and Eurocom Digital Communications Ltd. - see Note 27.5.2 to the financial statements (resolution adopted on January 21, 2013).
- C. Approval of the distribution of a cash dividend to the Company's shareholders in the amount of NIS 861 million. (Resolution dated April 24, 2013).
- D. Approval of the appointment of Somekh Chaikin & Co. accounting firm as the Company's auditors for 2013 and the board of directors authority to determine their fee (Resolution dated April 24, 2013).
- E. Board of directors election of the following directors to an additional term of office in the Company: Shaul Elovitch, Or Elovitch, Orna Elovitch-Peled, Eldad Ben Moshe, Amikam Shorer, Felix Cohen, Rami Nomkin (employee director), Yair David (employee director) (resigned on February 4, 2014) and Yehoshua Rosenzweig (Resolution adopted on April 24, 2013).
- F. Approval of terms of office and employment of the Company's CEO, Ms Stella Handler, approval of bonus goals for the Company's CEO for 2013 and providing letter of undertaking to indemnify (resolution adopted on May 8, 2013).
- G. Approval of the Company's engagement with Eurocom Communications in an updated agreement for providing management and consultancy services to the Company (resolution adopted on June 13, 2013). See Note 27.5.2 to the financial statements.
- H. Approval of the distribution of a cash dividend to the Company's shareholders in the amount of NIS 969 million. (Resolution adopted on August 27, 2013).
- I. Approval of the Company's remuneration policy (resolution adopted on September 3, 2013). For further information see section 2.9.6 of Chapter A of this report.

- J.** Subsequent to the reporting period the general meeting of the Company resolved to reappoint Yitzhak Edelman for an additional term of office as an external director of the Company, and to approve DBS's purchase of an additional quantity of decoders and power supplies from Eurocom Communications and Advanced Digital Broadcast S.A. (resolution adopted on January 27, 2014). For details see Note 27.5.2 to the financial statements.
- K.** It should be noted that on February 2, 2014 the Company announced the convening of the Company's general meeting, as amended on March 5, 2014 (to be convened on March 19, 2014). The agenda of the meeting includes approval of the addendum to the Company's remuneration policy and approval of the performance based compensation goals (goals for the annual bonus) for the Company's CEO for 2014.
- L.** On March 6, 2014 the Company announced the convening of an extraordinary general meeting of the Company (to convene on March 27, 2014), whereby on the agenda for the meeting is approval of the distribution of a cash dividend to the Company's shareholders in a total amount of NIS 802 million.

18. Regulation 29A(4): Directors and officers liability insurances and undertaking to indemnify officers

For further information regarding exemption, insurance and obligation of indemnification of officers see Note 27.8 to the financial statements.

Bezeq – The Israel Telecommunication Corp Ltd.

March 5, 2014


Date

Signatories and their positions:

Shaul Elovitch (Chairman of Board of Directors)

Stella Handler, CEO

**Bezeq The Israel
Telecommunication
Corporation Ltd.
Separate Financial
Information for Year ended
December 31, 2013**



The information contained in these financial statements constitutes a translation of the financial statements published by the Company. The Hebrew version was submitted by the Company to the relevant authorities pursuant to Israeli law, and represents the binding version and the only one having legal effect. This translation was prepared for convenience purposes only.

Contents	Page
Auditors' Report	2
Separate Financial Information	
Information pertaining to Financial Position	3
Information pertaining to Profit or Loss and Comprehensive Income	5
Information pertaining to Cash Flows	6
Notes to the Separate Financial Information	8



Somekh Chaikin
8 Hartum Street, Har Hotzvim
PO Box 212, Jerusalem 91001
Israel

Telephone	972 2 531 2000
Fax	972 2 531 2044
Internet	www.kpmg.co.il

To:
The Shareholders of "Bezeq" the Israeli Telecommunication Corporation Ltd.

Dear Sirs,

Subject: Special auditors' report on separate financial data according to Regulation 9C of the Securities Regulations (Periodic and Immediate Reports) – 1970

We have audited the separate financial data presented in accordance with Regulation 9C of the Securities Regulations (Periodic and Immediate Reports) – 1970 of "Bezeq" the Israeli Telecommunication Corporation Ltd. (hereinafter – "the Company") as of December 31, 2013 and 2012 and for each of the three years, the last of which ended December 31, 2013, which are included in the Company's periodic report. The separate financial data are the responsibility of the Company's Board of Directors and of its Management. Our responsibility is to express an opinion on the separate financial data based on our audit.

We did not audit the financial statements of equity accounted investees the investment in which amounted to approximately NIS 171 million and NIS 223 million as of December 31, 2013 and 2012, respectively, and the Company's share in their profits (losses) amounted to approximately NIS (7) million, NIS 59 million and NIS (7) million for each of the three years, the last of which ended December 31, 2013. The financial statements of those companies were audited by other auditors whose reports thereon were furnished to us, and our opinion, insofar as it relates to amounts emanating from the financial statements of such investees, is based solely on the reports of the other auditors.

We conducted our audit in accordance with generally accepted auditing standards in Israel. Such standards require that we plan and perform the audit to obtain reasonable assurance that the financial data are free of material misstatement. An audit includes examining, on a test basis, evidence supporting the amounts and disclosures in the separate financial data. An audit also includes assessing the accounting principles that were used in preparing the separate financial data and the significant estimates made by the Board of Directors and by Management of the Company, as well as evaluating the separate financial data presentation. We believe that our audit and the reports of the other auditors provide a reasonable basis for our opinion.

In our opinion, based on our audit and on the reports of the other auditors, the separate financial data has been prepared, in all material respects, in accordance with Regulation 9C of the Securities Regulations (Periodic and Immediate Reports) - 1970.

Without qualifying our abovementioned opinion, we draw attention to lawsuits filed against the Company which cannot yet be assessed or the exposure in respect thereof cannot yet be calculated, as set forth in Note 9.

Somekh Chaikin
Certified Public Accountants (Isr.)
March 5, 2014

Information pertaining to the Financial Position as at December 31

	Note	2013 NIS million	2012 NIS million
Assets			
Cash and cash equivalents		237	221
Investments, including derivatives	3.1	1,129	1,071
Trade receivables	3.2	738	740
Other receivables	3.2	166	208
Inventories		7	13
Loans to investees	8.2	498	465
Assets classified as held for sale		66	44
Total current assets		2,841	2,762
Trade and other receivables	3.2	61	128
Property, plant and equipment	5	4,426	4,403
Intangible assets		334	355
Investment in investees		5,890	6,061
Loans to investees	8.2	555	1,016
Investments, including derivatives	3.1	67	67
Deferred tax assets	4.2	50	111*
Total non-current assets		11,383	12,141
Total assets		14,224	14,903

	Note	2013 NIS million	2012 NIS million
Liabilities			
Debentures, loans and borrowings	3.4	1,127	1,132
Trade payables	3.3	129	149
Other payables, including derivatives	3.3	484	493
Current tax liabilities		522	447
Provisions	9	109	139
Employee benefits		222	216*
Dividend payable		-	969
Total current liabilities		2,593	3,545
Debentures and loans	3.4	8,926	8,630
Employee benefits		201	219*
Other liabilities		81	54
Total non-current liabilities		9,208	8,903
Total liabilities		11,801	12,448
Equity			
Share capital		3,842	3,837
Share premium		143	100
Reserves		565	608
Deficit		(2,127)	(2,090)*
Total equity attributable to equity holders of the Company		2,423	2,455
Total liabilities and equity		14,224	14,903

Shaul Elovitch
Chairman of the Board of Directors

Stella Handler
CEO

David ("Dudu") Mizrahi Mizrahi
Deputy CEO and CFO

Date of approval of the financial statements: March 5, 2014

* Reclassified due to retrospective application of IAS 19 "Employee Benefits", see Note 2.2

The attached notes are an integral part of the separate financial information.

Information pertaining to Profit or Loss for the year ended December 31

	<u>Note</u>	<u>2013</u> <u>NIS million</u>	<u>2012</u> <u>NIS million</u>	<u>2011</u> <u>NIS million</u>
Revenues	6	4,478	4,630	4,648
Cost of Activities				
Depreciation and amortization		683	730	688
Salaries		980	1,036*	1,076*
General and operating expenses	7	895	1,033	1,074
Other operating expenses (income), net		(78)	(128)	139
		<u>2,480</u>	<u>2,671</u>	<u>2,977</u>
Operating profit		<u>1,998</u>	<u>1,959</u>	<u>1,671</u>
Financing expenses (income)				
Financing expenses		534	581*	533*
Financing income		(317)	(322)	(291)
Financing expenses, net		<u>217</u>	<u>259</u>	<u>242</u>
Profit after financing expenses, net		<u>1,781</u>	<u>1,700</u>	<u>1,429</u>
Share in earnings of investees, net		400	654	1,001
Profit before income tax		<u>2,181</u>	<u>2,354</u>	<u>2,430</u>
Income tax	4.1	<u>410</u>	<u>493*</u>	<u>356*</u>
Profit for the year attributable to the Company's controlling shareholders		<u>1,771</u>	<u>1,861</u>	<u>2,074</u>

Information pertaining to Comprehensive Income for the year ended December 31

	<u>2013</u> <u>NIS million</u>	<u>2012</u> <u>NIS million</u>	<u>2011</u> <u>NIS million</u>
Profit for the year attributable to the Company's controlling shareholders	1,771	1,861	2,074
Items of other comprehensive income			
Actuarial gains (losses) net of tax	17	(15)	28
Other items of comprehensive income (loss) for the year, net of tax	(11)	(12)	7
Total other comprehensive income (loss) for the year, net of tax	<u>6</u>	<u>(27)</u>	<u>35</u>
Profit for the year attributable to the Company's controlling shareholders	<u>1,777</u>	<u>1,834</u>	<u>2,109</u>

* Reclassified due to retrospective application of IAS 19 "Employee Benefits", see Note 2.2

The attached notes are an integral part of the separate financial information.

Information pertaining to Cash Flows for the year ended December 31

	2013	2012	2011
	NIS million	NIS million	NIS million
Cash flows from operating activities			
Profit for the year	1,771	1,861*	2,074*
Adjustments:			
Depreciation	576	635	613
Amortization of intangible assets	107	95	75
Profits of investees accounted by the equity method, net	(400)	(654)	(1,001)
Financing expenses, net	267	309	245*
Capital gain, net	(161)	(150)	(181)
Share-based payment transactions	29	73	165
Income tax expenses	410	493*	356*
Expenses (income) for derivatives, net	(7)	-	(21)
Change in inventory	6	-	2
Change in trade and other receivables	25	(61)	95
Change in trade and other payables	40	(108)	(53)
Change in provisions	(29)	(24)	(67)
Change in employee benefits	3	(131)*	66*
Net cash from financing activities (used for activities) due to transactions with investees	(35)	(18)	(34)
Net income tax paid	(328)	(311)	(228)
Net cash flows from operating activities	2,274	2,009	2,106
Cash flows from investing activities			
Investment in intangible assets	(86)	(136)	(167)
Proceeds from the sale of property, plant and equipment	304	300	228
Acquisition of financial assets held for trading and others	(1,486)	(2,457)	(2,850)
Proceeds from the sale of financial assets held for trading and others	1,441	2,329	1,961
Purchase of property, plant and equipment	(703)	(822)	(998)
Proceeds from disposal of investments and long-term loans	-	7	7
Increase in the rate of holding in a subsidiary	-	(77)	-
Others	23	23	28
Net cash from the investment activities with investees	1,080	1,323	507
Net cash from Investing activities (used for investing activities)	573	490	(1,284)

* Reclassified due to retrospective application of IAS 19 "Employee Benefits", see Note 2.2

The attached notes are an integral part of the separate financial information.

Information pertaining to Cash Flows for the years ended December 31 (contd.)

	2013	2012	2011
	NIS million	NIS million	NIS million
Cash flow from financing activities			
Issue of debentures and receipt of loans	1,360	650	5,292
Repayment of debentures and loans	(928)	(531)	(1,302)
Dividend paid	(2,830)	(3,071)	(3,155)
Interest paid	(433)	(436)	(346)
Others	-	14	20
Net cash used for financing operations of transactions with investees	-	-	(433)
Net cash from financing operations (used for financing operations)	(2,831)	(3,374)	76
Increase (decrease) in cash and cash equivalents	16	(875)	898
Cash and cash equivalents at January 1	221	1,096	198
Cash and cash equivalents at the end of the year	237	221	1,096

The attached notes are an integral part of the separate financial information

Notes to the Separate Financial Information as at December 31, 2013

1. **General**

Below is a breakdown of financial information from the Group's consolidated financial statements as at December 31, 2013 ("the Consolidated Statements") published as part of the periodic reports, pertaining to the Company itself ("the Separate Financial Information"), presented pursuant to Regulation 9C ("the Regulation") and the Tenth Addendum to the Securities Regulations (Periodic and Immediate Reports), 1970 ("the Tenth Addendum") with respect to the separate financial information of the corporation.

The separate financial information should be read in conjunction with the Consolidated Statements.

In this Separate Financial Information -

The Company - Bezeq The Israel Telecommunication Corporation Limited

"Investee", "Group", "Subsidiary", "Interested Party" - as these terms are defined in the Company's consolidated financial statements for 2013.

2. **Significant Accounting Standards applied in the Separate Financial Information**

The accounting standards specified in the Consolidated Statements were consistently applied by the Company for all the periods presented in this Separate Financial Information, including the method for classifying financial information in the consolidated statements, with the required changes:

2.1. **Presentation of the financial information**

The information pertaining to the financial position, profit and loss, comprehensive income and cash flows include information included in the Consolidated Statements, which refer to the Company separately. The investment balances and results of the operations of investees are accounted using the equity method. Cash flows for ongoing activities, investment activities and financing for transactions with investees are presented separately, in net figures, under the relevant item based on the nature of the transaction.

2.2. **Retrospective Application of Accounting Standards**

Since January 1, 2013, the Company has been applying the revised IAS 19 - Employee Benefits ("the Revision"). As a result of retrospective application by way of restatement of the revised IAS 19, the Group restated the Statements of Income for 2011 and 2012 while recording an increase in net profit of NIS 8 million and NIS 3 million, respectively. The Company also recorded a decrease in equity at January 1, 2011, December 31, 2011 and December 31, 2012 in the amounts of NIS 16 million, NIS 8 million and NIS 5 million, respectively.

Transactions between the Company and investees

2.2.1 **Presentation**

Intra-group balances and income and expenses arising from intra-group transactions, which were cancelled in the preparation of the Consolidated Statements, are presented separately from the balance for investees and the profit relating to investees, and are presented together with similar third party balances.

2.2.2 **Measurement**

Transactions carried out between the Company and its subsidiaries are measured in accordance with the recognition and measurement principles set out in the International Financial Reporting Standards ("IFRS"). These principles outline the accounting treatment for third party transactions.

3. **Financial Instruments**

3.1. **Investments, including derivatives**

	December 31, 2013	December 31, 2012
	NIS million	NIS million
Exchange Traded Notes (ETN)	999	962
Money market	100	-
Bank Deposits	30	105
Derivatives and other investments	-	4
	<u>1,129</u>	<u>1,071</u>

Investments in ETNs and monetary reserves are investments marked for trade and are presented at fair value as at the date of the financial statements. Investments in ETNs mature during 2014, The bank deposit matures in April 2014. The balance for non-current investments at December 31, 2013 and December 31, 2012 primarily includes a deposit in a bank for providing loans to the Company's employees, its maturity has as yet not been set.

3.2. **Trade and other receivables**

	Maturity dates	Unlinked NIS million	Israeli CPI linked NIS million	Total NIS million
December 31, 2013				
Current assets				
Trade receivables	2014	738	-	738
Other receivables	2014	42	124	166
Total current assets		<u>780</u>	<u>124</u>	<u>904</u>
Non-current assets				
Trade and other receivables	2015-2016	<u>50</u>	<u>11</u>	<u>61</u>
December 31, 2012				
Current assets				
Trade receivables	2013	740	-	740
Other receivables	2013	51	157	208
Total current assets		<u>791</u>	<u>157</u>	<u>948</u>
Non-current assets				
Trade and other receivables	2014-2015	<u>82</u>	<u>46</u>	<u>128</u>

3.3. Other payables, including derivatives

	Unlinked (including non- financial items) NIS million	Israeli CPI linked NIS million	In foreign currency or linked thereto (primarily USD) NIS million	Total NIS million
December 31, 2013				
Trade payables	112	-	17	129
Other payables, including derivatives	426	58	-	484
	<u>538</u>	<u>58</u>	<u>17</u>	<u>613</u>
December 31, 2012				
Trade payables	127	-	22	149
Other payables, including derivatives	424	66	3	493
	<u>551</u>	<u>66</u>	<u>25</u>	<u>642</u>

3.4. Debentures and loans

3.4.3 Composition:

	December 31, 2013 NIS million	December 31, 2012 NIS million
Current liabilities		
Current maturities of debentures (1)	530	535
Current maturities of bank loans	597	597
	<u>1,127</u>	<u>1,132</u>
Non-current liabilities		
Debentures (2)	5,474	4,581
Bank loans	3,452	4,049
	<u>8,926</u>	<u>8,630</u>
	<u>10,053</u>	<u>9,762</u>

- 1) Of which NIS 185 million (NIS 183 million in 2012) are for current maturities of debentures, held by Bezeq Zahav (Holdings) Ltd. ("Bezeq Zahav"), as set out in Note 8.2 below.
- 2) Of which NIS 365 million (NIS 540 million in 2012) are for debentures held by Bezeq Zahav, as set out in Note 8.2 below.

3.4.4 Terms and debt repayment schedule

	December 31, 2013		December 31, 2012	
	Balance	Nominal value	Balance	Nominal value
	Carrying amount		Carrying amount	
	NIS million	NIS million	NIS million	NIS million
Total unlinked loans at variable interest	1,981	1,981	2,306	2,306
Total unlinked loans at fixed interest	2,068	2,068	2,340	2,340
Total loans	4,049	4,049	4,646	4,646
Debentures issued to the public				
Debenture Series 6-8	4,111	3,937	2,730	2,712
Total debentures issued to the public	5,592	5,130	4,680	4,303
Debentures issued to financial institutes:				
CPI-linked debentures at fixed interest	12	9	36	27
Unlinked debentures at fixed interest	400	400	400	400
Total debentures issued to financial institutions	412	409	436	427
Total debentures	6,004	5,539	5,116	4,730
Total interest-bearing liabilities	10,053	9,588	9,762	9,376

For further information see Note 11 to the Consolidated Statements - Debentures, Loans and Borrowings and Note 8.2 below.

3.5. **Liquidity risk**

Below are contractual maturities of financial liabilities, including estimated interest payments (based on known CPI and interest rates at December 31, 2013)

	December 31, 2013						
	Carrying amount	Contractual cash flows	First half of 2014	Second half of 2014	2015	2016-2018	2019 and thereafter
	NIS million	NIS million	NIS million	NIS million	NIS million	NIS million	NIS million
Non-derivative financial liabilities							
Trade payables	129	129	129	-	-	-	-
Other payables	435	435	430	5	-	-	-
Bank loans	4,049	4,668	41	696	741	2,151	1,039
Debentures issued to the public	5,592	6,411	595	83	1,142	2,264	2,327
Debentures issued to financial institutions and others	412	550	23	13	27	270	217
Financial liabilities - derivatives							
Forward contracts (on the consumer price index)	17	17	6	-	5	4	2
	10,634	12,210	1,224	797	1,915	4,689	3,585

3.6. Currency and CPI risks

For information regarding CPI hedging transactions that the Company carried out during 2013, see Note 28.6.1 to the Consolidated Statements. These transactions are recognized in the financial statements as cash flow hedges.

4. Income tax expenses

4.1. General

	Year ended December 31		
	2013 NIS million	2012 NIS million	2011 NIS million
Current tax expenses	347	380*	335*
Deferred tax expenses	63	113	21
Income tax expenses	410	493*	356*

* Reclassified due to retrospective application of IAS 19 "Employee Benefits", see Note 2.2

4.2. Changes during the year in recognized deferred tax assets and tax liabilities

Composition of and changes in deferred tax assets and tax liabilities during the year:

	Balance at January 1, 2012 NIS million	Recognized in profit or loss NIS million	Recognized in equity NIS million	Balance at December 31, 2012 NIS million	Recognized in profit or loss NIS million	Recognized in equity NIS million	Balance at December 31, 2013 NIS million
Employee benefit plan	276	(62)	7*	221*	(23)	1	199
Share-based compensation	12	(12)	-	-	32	-	32
Property, plant and equipment	(99)	(35)	-	(134)	(66)	-	(200)
Provisions and others	27	(4)	1	24	(6)	1	19
	216	(113)	8	111*	(63)	2	50

* Reclassified due to retrospective application of IAS 19 "Employee Benefits", see Note 2.2

5. Property, plant and equipment

	2013	2012
	NIS million	NIS million
Cost or deemed cost		
Balance as at January 1	16,200	16,820
Additions	690	809
Disposals including transfer to assets held for sale	(1,413)	(1,429)
Balance as at December 31	15,477	16,200
Depreciation		
Balance as at January 1	11,797	12,501
Depreciation for the year	576	635
Disposals including transfer to assets held for sale	(1,322)	(1,339)
Balance as at December 31	11,051	11,797
Amortized cost as at December 31	4,426	4,403

For further information see Note 7.2 to the Consolidated Statements - Property, Plant and Equipment.

6. Revenues

	Year ended December 31		
	2013	2012	2011
	NIS million	NIS million	NIS million
Fixed-line telephony	1,971	2,254	2,393
Internet - infrastructure	1,287	1,166	1,092
Transmission and data communication	990	976	931
Other services	230	234	232
	4,478	4,630	4,648

7. Operating and general expenses

	Year ended December 31		
	2013	2012	2011
	NIS million	NIS million	NIS million
Interconnectivity and payments to communications operators	220	281	314
Marketing and general expenses	186	159	194
Terminal equipment and materials	90	111	89
Maintenance of buildings and sites	233	245	247
Services and maintenance by sub-contractors	64	73	76
Vehicle maintenance expenses	76	83	78
Royalties and others	26	81	76
	895	1,033	1,074

8. Substantial Agreements and Material Transactions with Investees

For a list of entities directly held by the Company and additional information pertaining to subsidiaries held directly and indirectly by the Company, and for information pertaining to equity-accounted investees see Note 10 to the Consolidated Statements – Investees.

8.1. Financial Guarantees

- 8.1.1 For information pertaining to guarantees that the Company provided for borrowings from banks for investees, see Note 10.2 to the Consolidated Statements – Investees.
- 8.1.2 For information pertaining to guarantees and liens provided by the Company to various entities, see Note 17 to the Consolidated Statements - Securities, Liens and Guarantees.

8.2. Loans

Loans from investees

- 8.2.5 8.2.1 In 2004, Bezeq Zahav acquired debentures Series 5 issued by the Company. The par value balance held by Bezeq Zahav at December 31, 2013 amounted to NIS 440 million. These debentures are repayable in six equal annual installments in each of the years 2011 through 2016. The interest rate set for these debentures is 5.3% per annum. The purchase was made through a loan from the Company which is at the same terms as those of the debentures.

Loans to investees

- 8.2.6 8.2.2 Below is the breakdown the loan balances provided to investees:

	December 31, 2013 NIS million	December 31, 2012 NIS million
Short-term loans and current maturities		
Bezeq Zahav	185	183
Pelephone	220	222
Bezeq International	88	48
Bezeq On Line	-	12
Walla	5	-
	<u>498</u>	<u>465</u>
Non-current liabilities		
Bezeq Zahav	365	540
Pelephone	-	308
Bezeq International	112	160
Bezeq On Line	25	8
Walla	53	-
	<u>555</u>	<u>1,016</u>
	<u>1,053</u>	<u>1,481</u>

Below are the terms of the loans provided to investees (as presented in the Statement of Financial Position):

	<u>Balance</u>			
	<u>In NIS millions</u>	<u>Maturity dates</u>	<u>Number of installments</u>	<u>Interest rate range</u>
Bezeq Zahav (*)	550	2011-2016	6	5.3%
Pelephone				
	220	2014	1	5.7%
Bezeq International				
	96	2012-2016	5	5.1%
	64	2013-2017	5	4.68%-4.7%
	40	2014	1	4.1%
Bezeq On Line				
	25	2015-2023	9	4.86%
Walla				
	58	2013-2019	5	4.68%
	1,053			

(*) Loan linked to CPI. For further information regarding the loan that the Company provided to Bezeq Zahav with respect to debentures Series 5, see section 8.2.1 above.

8.2.3 For further information regarding loans that the Company provided to DBS, see Note 10.1.4 to the Consolidated Statements - Investees.

8.3. Service provision agreements

As the Company and its investees are communications providers, they are engaged in agreements and arrangements for providing and receiving various services in the communications sector, such as:

Transmission agreements, interconnectivity arrangements, billing agreements, various agreements regulating the communications services jointly provided by two companies, maintenance of telecommunication equipment, marketing arrangements, agreements to acquire telecommunication equipment, rental agreements (primarily for communications installations), collaboration agreements and publication on web sites of investees, management service agreements, etc.

The terms of the foregoing service agreements were set in accordance with generally accepted tariffs for this type of service.

Below is the breakdown of the volume of transactions and carrying balances:

	Year ended December 31		
	2013	2012	2011
	NIS million	NIS million	NIS million
Transactions			
Revenues			
Pelephone	155	162	158
Bezeq International	118	120	113
DBS	4	6	3
Other	3	3	3
Total	280	291	277
	Year ended December 31		
	2013	2012	2011
	NIS million	NIS million	NIS million
Expenses			
Pelephone	56	80	82
Bezeq International	19	13	21
DBS	1	-	-
Other	2	10	13
Total	78	103	116
	December 31		December 31
	2013		2012
	NIS million		NIS million
Debt Balances (liabilities) due to the Company			
Pelephone		27	19
Bezeq International		1	7
DBS		27	31
Other		(1)	(2)
Total		54	55

For further information, see Note 27 to the Consolidated Statements - Transactions with Interested and Related Parties

8.4. Dividends

For information pertaining to dividends that the Company received from investees, see Note 10.2.3 to the Consolidated Statements.

9. Contingent liabilities

Legal claims were filed against the company during normal course of business. There are also various judicial proceeding which stand against the company. ("in this section: "Legal Claims").

In the opinion of the Company's management, based, inter alia, on legal opinions as to the likelihood of success of these litigations, the financial statements include appropriate provisions in the amount of NIS 109 million, where provisions are required to cover the exposure arising from such litigation.

In the Company's opinion, the additional exposure (exceeding the foregoing provisions), as of December 31, 2013 due to legal claims filed against the Company on various matters, which are unlikely to be realized, amounts to a total of NIS 1.4 billion. Of this amount, NIS 374 million is for a claim filed against the Company and other telecommunication associates without specifying the portion of the amount claimed from each of the plaintiffs. In addition, there is further exposure in the amount of NIS 149 million for claims which the company cannot assess the chance of their success at this stage. All the foregoing amounts are linked to the consumer price index and are before the addition of interest.

Furthermore, other claims have been filed against the Company as class actions with respect to which the Company has additional exposure beyond the aforesaid amounts, which cannot be quantified as the exact amounts of the claims are not stated in the claims.

Subsequent to reporting date, claims for which exposure amounted to NIS 56 million were concluded.

For further information pertaining to contingent liabilities see Note 15 to the Consolidated Statements - Contingent Liabilities.

10. Subsequent events

1. On February 19, 2014 the board of directors of Pelephone resolved to distribute a dividend to the Company in the amount of NIS 206 million in May 2014.
2. On February 18, 2014 the board of directors of Bezeq International resolved to distribute a dividend to the Company in the amount of NIS 77 million in May 2014.

**D.B.S. Satellite Services (1998) Ltd.
Financial Statements
For The Year Ended December 31, 2013**



Financial Statements as of December 31, 2013

<u>Contents</u>	<u>Page</u>
Report of Independent Registered Accounting Firm	2
Financial Statements	
Statements of Financial Position	3-4
Statements of Income	5
Statements of Comprehensive Income	6
Statements of Changes in Equity	7
Statements of Cash Flows	8-9
Notes to the Financial Statements	10-47



**Somekh Chaikin**

KPMG Millennium Tower
17 Ha'arbah St. PO Box 609, Tel Aviv 61006
Israel

Telephone

Fax

Website:

972 3 684 8000

972 3 684 8444

www.kpmg.co.

**Auditors' Report to the Shareholders of
D.B.S. Satellite Services (1998) Ltd.**

We have audited the accompanying statements on the financial position of D.B.S. Satellite Services (1998) Ltd. ("the Company") for December 31, 2013 and 2012, and the statements of income, statements of comprehensive loss, statements of changes in equity deficit, and the statements of cash flows for each of the three years, the last of which ended December 31, 2013. The Company's Board of Directors and Management are responsible for these financial statements. Our responsibility is to express an opinion concerning these financial statements based on our audit.

We conducted our audit in accordance with generally accepted auditing standards in Israel, including standards prescribed by the Auditors Regulations (Manner of an Auditor's Performance), 1973. These standards require that we plan and perform the audit so as to obtain reasonable assurance that the financial statements are free of material misstatement. An audit includes sampling evidence supporting the amounts and disclosures presented in the financial statements. An audit also includes assessing the accounting principles applied and significant estimates made by the Company's Board of Directors and Management, and assessing the overall adequacy of the presentation made in the financial statements. We believe our audit provides sufficient basis for our opinion.

In our opinion, the said financial statements adequately present, in all material aspects, the Company's financial position as of December 31, 2013 and 2012, and the results of its operations, changes in its equity deficit, and its cash flows for each of the three years, the last of which ended December 31, 2013, according to International Financial Reporting Standards (IFRS) and the Securities Regulations (Annual Financial Statements), 2010.

Without qualifying our opinion, we draw attention to Note 4, concerning the Company's financial position.

Somekh Chaikin
CPAs

February 27, 2014

Somekh Chaikin, a partnership registered under the Israeli Partnership Ordinance, is the Israeli member firm of KPMG International, a Swiss cooperative.

Financial Statements as of December 31, 2013

Statements of Financial Position as of December 31

	Note	2013 NIS Thousands	2012 NIS Thousands
Assets			
Cash and cash equivalents	5	125,263	-
Trade receivables	6	164,277	163,043
Other receivables	6	1,615	1,674
Total current assets		291,155	164,717
Broadcasting rights, net	7	416,598	377,349
Property, plant and equipment, net	8	775,131	745,365
Intangible assets, net	9	133,728	99,864
Total non-current assets		1,325,457	1,222,578
Total assets		1,616,612	1,387,295

The accompanying notes are an integral part of these financial statements.



Financial Statements as of December 31, 2013

Statements of Financial Position as of December 31

	Note	2013 NIS Thousands	2012 NIS Thousands
Liabilities			
Credit from banks	10	35,785	69,322
Current maturities on bonds	14	292,168	174,305
Trade payables	11	467,929	403,104*
Other payables	12	161,318	147,746*
Provisions	13	12,360	6,200
Total current liabilities		969,560	800,677
Bonds	14	1,387,616	1,364,840
Loans from shareholders	15	3,571,900	3,085,742
Other long-term liabilities	16	24,931	92,033*
Employee benefits	17	5,779	5,837
Total non-current liabilities		4,990,226	4,548,452
Total liabilities		5,959,786	5,349,129
Capital deficit			
Share capital	21	29	29
Share premium		85,557	85,557
Options		48,219	48,219
Capital reserves		1,537,271	1,537,271
Capital reserve for share-based payments	18	10,280	10,280
Retained losses		(6,024,530)	(5,643,190)
Total capital deficit		(4,343,174)	(3,961,834)
Total liabilities and equity		1,616,612	1,387,295

David Efrati

Authorized to sign as Chairman of the Board of Directors (See Note 32)

Ron Eilon

CEO

Micky Neiman

CFO

Financial statements approval date: February 27, 2014

The accompanying notes are an integral part of these financial statements.

* Reclassified - see Note 2.G regarding change in classification



Statements of Income for the Year Ended December 31

	Note	2013 NIS Thousands	2012 NIS Thousands	2011 NIS Thousands
Revenues		1,635,216	1,635,994	1,618,809
Cost of revenues	22	1,051,618	1,067,087	1,028,168
Gross profit		583,598	568,907	590,641
Sales and marketing expenses	23	153,712	166,274	152,737
General and administrative expenses	24	162,372	149,884	143,036
Operating profit		267,514	252,749	294,868
Financing expenses		167,677	155,431	168,991
Financing income		(6,979)	(1,859)	(23,163)
Financing expenses for shareholder loans		486,158	407,826	377,529
Financing expenses, net	25	646,856	561,398	523,357
Loss before income tax		(379,342)	(308,649)	(228,489)
Income tax	26	1,352	1,668	1,128
Loss for the year		(380,694)	(310,317)	(229,617)
Basic and diluted loss per share (NIS)		12,734	10,380	7,681

The accompanying notes are an integral part of these financial statements.



Statements of Comprehensive Income for the Year Ended December 31

	<u>Note</u>	<u>2013</u> <u>NIS Thousands</u>	<u>2012</u> <u>NIS Thousands</u>	<u>2011</u> <u>NIS Thousands</u>
Loss for the year		(380,694)	(310,317)	(229,617)
Other items of other comprehensive income:				
Actuarial losses from a defined benefit plan	17	(646)	(1,235)	(80)
Other comprehensive loss for the year that will not be reclassified to profit or loss		(646)	(1,235)	(80)
Total comprehensive loss for the year		(381,340)	(311,552)	(229,697)

The accompanying notes are an integral part of these financial statements.



Statements of Changes in Equity

	Note	Share capital NIS Thousands	Share premium NIS Thousands	Options NIS Thousands	Capital reserve NIS Thousands	Capital reserve for share-based payments NIS Thousands	Retained losses NIS Thousands	Total NIS Thousands
Balance as of January 1, 2013		29	85,557	48,219	1,537,271	10,280	(5,643,190)	(3,961,834)
Total comprehensive loss for the year								
Loss for the year		-	-	-	-	-	(380,694)	(380,694)
Other comprehensive loss for the year		-	-	-	-	-	(646)	(646)
Total comprehensive loss for the year		-	-	-	-	-	(381,340)	(381,340)
Balance as of December 31, 2013		29	85,557	48,219	1,537,271	10,280	(6,024,530)	(4,343,174)
Balance as of January 1, 2012		29	85,557	48,219	1,537,271	10,280	(5,331,638)	(3,650,282)
Total comprehensive loss for the year								
Loss for the year		-	-	-	-	-	(310,317)	(310,317)
Other comprehensive loss for the year		-	-	-	-	-	(1,235)	(1,235)
Total comprehensive loss for the year		-	-	-	-	-	(311,552)	(311,552)
Balance as of December 31, 2012		29	85,557	48,219	1,537,271	10,280	(5,643,190)	(3,961,834)
Balance as of January 1, 2011		29	85,557	48,219	1,537,271	9,391	(5,101,941)	(3,421,474)
Total comprehensive loss for the year								
Loss for the year		-	-	-	-	-	(229,617)	(229,617)
Other comprehensive loss for the year		-	-	-	-	-	(80)	(80)
Total comprehensive loss for the year		-	-	-	-	-	(229,697)	(229,697)
Transactions with owners recognized directly in equity								
Share-based payments	18	-	-	-	-	889	-	889
Balance as of December 31, 2011		29	85,557	48,219	1,537,271	10,280	(5,331,638)	(3,650,282)

The accompanying notes are an integral part of these financial statements.



Statements of Cash Flows for the Year Ended December 31

	2013	2012	2011
	NIS Thousands	NIS Thousands	NIS Thousands
Cash flows from operating activities			
Loss for the year	(380,694)	(310,317)	(229,617)
Adjustments:			
Depreciation and amortization	262,735	248,250	276,393
Financing expenses, net	633,376	548,997	519,716
Capital losses (gains), net	320	504	(515)
Share-based payments	-	-	889
Income tax expenses	1,352	1,668	1,128
Change in trade receivables	(1,234)	(3,447)	9,251
Change in other receivables	59	6,346	3,130
Change in broadcasting rights ,net	(39,249)	(46,777)	(26,082)
Change in payables and other liabilities	16,076	(24,271)	(39,411)
Change in employee benefits	(704)	(1,569)	(605)
	872,731	729,701	743,894
Income taxes paid	(1,550)	(1,337)	(1,128)
Net cash from operating activities	490,487	418,047	513,149
Cash flows from investing activities			
Proceeds from sale of property, plant and equipment	474	471	747
Purchase of property, plant and equipment	(260,110)	(240,686)	(207,741)
Payments for software and licenses	(63,638)	(43,531)	(32,181)
Payments for subscriber acquisitions	-	-	(24,414)
Net cash used in investing activities	(323,274)	(283,746)	(263,589)

The accompanying notes are an integral part of these financial statements.



Statements of Cash Flows for the Year Ended December 31 (Contd.)

	2013	2012	2011
	NIS Thousands	NIS Thousands	NIS Thousands
Cash flows from financing activities			
Repayment of bank loans	-	(423,235)	(97,277)
Repayment of bond principal	(223,355)	(58,211)	(57,271)
Short-term bank credit, net	(33,537)	66,046	(85,294)
Payment for finance lease liabilities	(2,766)	(1,554)	(768)
Interest paid	(121,352)	(125,674)	(114,178)
Bond issues, net	339,060	395,002	118,553
Net cash used in financing activities	(41,950)	(147,626)	(236,235)
Increase (decrease) in cash and cash equivalents	125,263	(13,325)	13,325
Cash and cash equivalents at the beginning of the year	-	13,325	-
Cash and cash equivalents at the end of the year	125,263	-	13,325

The accompanying notes are an integral part of these financial statements.



NOTE 1 - GENERAL**Reporting Entity**

D.B.S. Satellite Services (1998) Ltd. ("the Company") was incorporated in Israel in 1998 and has its main offices in 6 HaYozma Street, Kfar Saba.

The Company holds a Ministry of Communications license for satellite television broadcasts ("the License"). The License is valid until January 2017, and may be extended for additional six-year periods, subject to certain conditions. The Company's operations are subject, inter alia, to the Communications Law (Telecommunications and Broadcasts), 1982 ("the Communications Law") and the regulations and rules enacted thereunder, and to the terms of the License.

Bezeq - The Israel Telecommunication Corporation Ltd. ("Bezeq") holds 49.78% of the Company's issued capital, and options for an additional 8.6% of the Company's issued capital, which Bezeq is prohibited from exercising following the Supreme Court ruling from 2009, denying Bezeq's merger with the Company (as defined in the Antitrust Law) by way of exercising the aforesaid options. The Company's remaining shares are held by Eurocom DBS Ltd. Voting rights granted by these shares are held by a trustee, under an irrevocable letter of appointment and authorization, and pursuant to the Antitrust Commissioner's decision stating, inter alia, that he must use the shares as an owner.

In October 2013, the Company received a first draft of conditions for a merger (as defined in the Antitrust Law) between Bezeq and the Company, sent by the Antitrust Authority ("the Antitrust Authority"). In November 2013, the Antitrust Authority issued a draft copy of the terms being considered for approving the merger between Bezeq and the Company, for public comment (to be received by November 28, 2013). As of the approval date of these financial statements, the Antitrust Authority has not yet issued a decision concerning the terms of the merger.

NOTE 2 - BASIS OF PREPARATION**A. Definitions**

In these financial statements -

- (1) The Company - D.B.S. Satellite Services (1998) Ltd.
- (2) Related Party - As defined in IAS 24 (2009) - Related Party Disclosures.
- (3) Interested Party - As defined in paragraph (1) to the definition for "Interested Party" in Section 1 to the Israeli Securities Law, 1968.

B. Statement of Compliance

These financial statements have been prepared in accordance with International Financial Reporting Standards (IFRS) as issued by the International Accounting Standards Board and the Israeli Securities Regulations (Annual Financial Statements), 2010.

The financial statements were approved by the Board of Directors on February 27, 2014.

C. Functional currency and presentation currency

The financial statements are presented in NIS, which is the Company's functional currency, rounded to the nearest thousand. The NIS is the currency that reflects the Company's main economic environment in which the Company operates



NOTE 2 - BASIS OF PREPARATION (CONTD.)**D Basis of measurement**

The financial statements have been prepared on a historical cost basis, except for the following assets and liabilities: derivative financial instruments, shareholder loans, provisions, and employee benefit liabilities. For more information concerning the measurement of these assets and liabilities, see Note 3 - Significant Accounting Principles.

The value of non-monetary assets and equity items measured at historical cost has been adjusted to changes in the Israeli CPI until December 31, 2003, as Israel was considered a hyper-inflationary economy until that date.

E. Operating cycle

The Company's operating cycle does not exceed one year. Thus, current assets and current liabilities include items intended and expected to realize within one year from the date of the financial statements.

F Use of estimates and judgment

In preparing these financial statements according to IFRS, Management is required to exercise judgment and use assessments, estimates, and assumptions which affect the application of accounting policies and the reported amounts of assets and liabilities, revenues and expenses. Actual results may differ from these estimates.

In formulating accounting estimates used in the preparation of the Company's financial statements, Management is required to make assumptions concerning significantly uncertain circumstances and events. In determining these estimates, Management exercises its judgment based on past experience, various facts, external factors, and reasonable assumptions concerning relevant circumstances for each estimate.

Estimates and assumptions are reviewed on an ongoing basis. Changes in accounting estimates are recognized in the period in which the estimates are revised and in all subsequently affected periods.

The following table provides information concerning significant estimates and judgments made while applying accounting policies and which materially affect the financial statements:

Estimate	Principal assumptions	Possible consequences	Reference
Useful life	The useful life of groups of property, plant and equipment, intangible assets, and broadcasting rights.	Recognition of expenses	Note 3(B), 3(C), and Note 3(D) below.
Provisions and contingent liabilities	Assessment of the chances of legal actions brought against the Company and measurement of potential liabilities for these actions.	Reversal or creation of a provision for a certain action and recognition of income/expenses, respectively.	Note 13 and Note 20.



NOTE 2 - BASIS OF PREPARATION (CONTD.)**Measuring Fair Value**

In preparing its financial statements, the Company must measure the fair value of certain assets and liabilities. Additional information concerning assumptions used in measuring fair value is presented in Note 29 - Financial Instruments.

In measuring the fair value of an asset or liability, the Company uses market-observed data as much as possible. Fair value measurements are classified into a three-level fair value hierarchy, based on the data used in making the assessment. Classification is as follows:

- Level 1: Quoted (non-adjusted) prices on an active market for identical assets or liabilities.
- Level 2: Directly or indirectly observed market data, not included in Level 1 as aforesaid.
- Level 3: Data not based on observed market data.

G. Reclassification

- Comparative figures have been reclassified to accurately reflect the nature and maturity dates of liabilities.
- Comparative figures in items of property, plant and equipment, have been reclassified to reflect the derecognition of assets which have been fully written off.

H. Changes in accounting policies

Starting January 1, 2013, the Company applies the following new standards and amendments:

- IFRS 13 - Fair Value Measurement
- IAS 19 (Amended) - Employee Benefits

Application of the new standards did not materially affect the Company's financial statements.

NOTE 3 - SIGNIFICANT ACCOUNTING POLICIES

The following accounting policies were applied consistently through all periods presented in these financial statements.

A. Foreign currency transactions

Foreign currency transactions are translated into the Company's functional currency using the exchange rate in effect on the transaction dates. Monetary assets and liabilities denominated in foreign currency at the reporting date are translated into the functional currency using the exchange rate in effect on that date.

B. Broadcasting rights

Broadcasting rights are presented at cost, net of broadcasting rights used.

The cost of broadcasting rights acquired to broadcast content includes amounts paid to rights-providers plus direct costs incurred in adjusting the broadcasting rights. Broadcasting rights are amortized based on actual broadcasts from the total number of expected broadcasts according to Management's estimate or as contractually permitted (with the part not amortized at the end of the agreement being amortized in full upon termination of the agreement), or in a straight line according to the shorter of either the rights agreement term or the economic life. The net change in broadcasting rights is stated as an adjustment to profits under operating activities in the statement of cash flows.



NOTE 3 - PRINCIPAL ACCOUNTING POLICIES (CONTD.)**C. Property, plant and equipment****(1) Recognition and measurement**

The Company elected to measure its property, plant and equipment items at cost, net of accumulated depreciation and impairment losses.

Cost includes expenses that are directly attributable to the asset's acquisition. The cost of self-constructed assets includes the cost of materials and direct labor costs, and any other additional cost that is directly attributable to bringing the asset to the location and condition required that it may operate as intended by Management. The cost of software that is integral to operating the related equipment, is recognized as part of the cost of that equipment.

When significant parts of property, plant and equipment (including costs for major periodic inspections) have different useful lives, they are accounted for as separate items (major components) of property, plant and equipment.

(2) Subsequent costs

The cost of replacing part of an item of property, plant and equipment is recognized as part of the carrying amount of the said item if it is probable that the future economic benefit embodied in the item will flow to the Company and the cost of the item can be reliably measured. The carrying amount of the replaced part is derecognized. Ongoing maintenance costs are recognized in profit or loss as they arise.

(3) Depreciation

Depreciation is recognized in profit or loss on a straight-line basis over the estimated useful life of each part of an item of property, plant and equipment.

	Years
Broadcasting and receiving equipment	3,6,67
Installation costs*	1-3,13-15
Digital satellite decoders	4-6,8
Office furniture and equipment	6,67,14,2
Computers	3,5

* The costs of installations in apartments are amortized over the expected period of the benefit from the installation.

Leasehold improvements are depreciated over the shorter of either the lease term or the estimated useful life of the improvements.

D. Intangible assets**(1) Subscriber acquisition**

The Company capitalized the direct sales commissions paid to distributors and salespersons for the sale of services to subscribers who have entered into a contract with the company to purchase services, including a commitment for a defined period, and recognized these costs as an intangible asset. When a subscriber terminated the contract term, the asset balance was amortized immediately.

For customers who did not commit to a defined period, the Company recognizes subscriber acquisition costs immediately in profit or loss.

At the end of 2011 following changes in legislation that prohibit early termination penalties the Company ceased recognizing the sale commissions as intangible assets.



NOTE 3 - PRINCIPAL ACCOUNTING POLICIES (CONTD.)**(2) Software**

Standalone software that adds functionality to hardware is classified as an intangible asset.

(3) Development

Development activities involve plans for the production of products for new processes to significantly improve existing processes or products. Development expenses are recognized as an intangible asset only if: development costs can be reliably measured; the product or process are technically and commercially feasible; a future economic benefit is expected to be derived from the product and the Company has sufficient resources and intentions to complete development and use or sell the asset. Costs recognized as an intangible asset include the cost of materials, direct labor costs, overhead expenses directly attributable to preparing the asset for its intended use, and capitalized credit costs. Other development costs are recognized in profit or loss as they incurred.

In subsequent periods, capitalized development costs are measured at cost less accumulated amortization and impairment losses.

(4) Amortization

Amortization of intangible assets is recognized in profit or loss on a straight-line basis over the estimated useful life of the intangible assets, from the date on which the assets are available for use.

Estimated useful lives for the current and comparative periods are as follows:

	Years
Software and licenses	3,5,7,8
Subscriber acquisition costs*	1-3
Capitalized development costs	1,3,5,7,8

* Pursuant to the terms of the contracts signed with the subscribers.

E. Financial instruments**(1) Non-derivative financial assets**

Non-derivative financial assets include trade and other receivables and cash and cash equivalents.

(a) Initial recognition of non-derivative financial assets

Financial assets are recognized when the Company becomes party to the contractual terms of the instrument, i.e. - the date on which the Company fulfilled its contractual obligations.

(b) De-recognition of financial assets

Financial assets are de-recognized with the Company's contractual rights to the cash flows arising from the financial asset expire, or when the Company transfers the rights to receive the cash flows arising from the financial asset in a transaction where all the risks and benefits of ownership of the financial asset are effectively transferred.

Regular way sales of financial assets are recognized on the trade date, i.e. - the date on which the Company undertook to sell the asset.



NOTE 3 - PRINCIPAL ACCOUNTING POLICIES (CONTD.)**(c) Classification of financial assets**

The Company classifies financial assets as follows:

Cash and cash equivalents

Cash includes immediately-usable cash balances and on-demand deposits. Cash equivalents include short-term investments (where the period between the original deposit date and the redemption date is up to 3 months) which can easily be converted into known amounts of cash and which are exposed to insignificant risk of changes in value.

Trade and other receivables

Trade and other receivables are financial assets with fixed or measurable payments which are not traded on an active market.

(2) Non-derivative financial liabilities

Non-derivative financial liabilities include: bank overdrafts, bank loans and credit facilities, loans from shareholders and other creditors, finance lease liabilities, trade payables, and other payables.

(a) Initial recognition of financial liabilities

Debt instruments are initially recognized on the date on which they are created.

Financial liabilities are initially recognized at fair value net of all attributable transaction costs. Subsequent to initial recognition, financial liabilities are measured at amortized cost using the effective interest method.

(b) De-recognition of financial liabilities

Financial liabilities are de-recognized when the Company's contractual obligation expires, or when it is settled or cancelled.

(c) Changes in terms of debt instruments

An exchange of debt instruments having materially different terms between an existing borrower and lender are accounted for as a settlement of the original financial liability and recognition of a new financial liability at fair value. Furthermore, significant changes in the terms of an existing financial liability or any part thereof, are accounted for as a settlement of the original financial liability and recognition of a new financial liability.

Terms are deemed materially different if the discounted present value of the cash flows under the new terms, including any fees paid, less any fees received, and discounted using the original effective interest rate, differs by at least ten percent from the discounted present value of the remaining cash flows of the original financial liability.

(d) Offsetting financial instruments

Financial assets and financial liabilities are offset and net amounts are presented in the statement of financial position when the Company currently has a legally enforceable right to offset the recognized amounts and intends either to settle the asset and liability on a net basis or to simultaneously dispose of the asset and settle the liability.

(3) Derivative financial instruments

The Company uses derivative financial instruments to hedge against foreign currency risks. Financial instruments mainly comprise of forward transactions.

Derivative instruments are initially recognized at fair value; attributable transaction costs are recognized in profit or loss as incurred. Subsequent to initial recognition, derivatives are measured at fair value. Hedge accounting is not applied for derivative instruments used for economic hedging of financial liabilities denominated in foreign currency. Changes in the fair value of these derivatives are recognized in profit or loss.



NOTE 3 - PRINCIPAL ACCOUNTING POLICIES (CONTD.)**(4) CPI-linked assets and liabilities not measured at fair value**

The value of CPI-linked financial assets and liabilities not measure at fair value is re-measured every period according with the actual increase in the CPI.

F. Impairment**(1) Financial assets**

Financial assets are tested for impairment when objective evidence indicates that one or more events have adversely affected the estimated future cash flows from that asset.

Impairment losses on financial assets, measured at amortized cost, are measured as the difference between an asset's carrying amount and the present value of its estimated future cash flows, discounted using the original effective interest rate. All impairment losses are recognized in profit or loss.

(2) Non-financial assets

The carrying amount of the Company's non-financial assets is tested at each reporting date to determine whether there is any indication of impairment. If any such indication exists, the asset's estimated recoverable amount is calculated. The Company estimates the recoverable amount if there are indications of impairment.

G. Employee benefits**(1) Post-employment benefits**

The Company has several post-employment benefit plans. These plans are usually financed by contributions to insurance companies, and are classified as defined contribution plans and defined benefit plans.

(a) Defined contribution plans

The Company's obligations for contributions to defined contribution pension plans are recognized in profit or loss in the periods during which services are rendered by employees.

(b) Defined benefit plans

A defined benefit plan is a post-employment benefit plan which is not a defined contribution plan. The Company's net liability, referring to a defined benefit plan for post-employment benefits, is measured for each plan separately by estimating the future amount of the benefit that will be due to an employee in return for his services in the current period and in prior periods. This benefit is presented at present value less the fair value of the plan assets. The Company determines the net interest rate for the net liability (asset) from a defined benefit plan by multiplying the net liability (asset) from a defined benefit by the discounting rate used to measure the obligation for a defined benefit, as both were determined at the start of the annual reporting period.

The discount rate is determined according to the yield at the reporting date on government bonds whose currency and maturity date are similar to the terms of the Company's obligation. Calculations are performed annually by a certified actuary using the projected unit credit method.

Re-measurement of the net liability (asset) from a defined benefit includes actuarial gains and losses, yield on plan assets (excluding interest), and any change in the effect on the maximum assets (as applicable, excluding interest). Re-measurements are recognized immediately through other comprehensive income, directly to retained earnings.

Interest costs for defined benefit obligations, interest income from plan assets and interest from the effect of maximum assets recognized in profit or loss, are presented in the finance income and expense items, respectively.



NOTE 3 - PRINCIPAL ACCOUNTING POLICIES (CONTD.)**G. Employee benefits (contd.)****(2) Short-term employee benefits**

Short-term employee benefit obligations are measured on an undiscounted basis, and the expense is recognized when the related service is rendered or upon actual employee absence in the event of non-accruable absence (such as maternity leave). A provision for short-term employee benefits in the form of a cash bonus or a profit-sharing plan is recognized for the amount expected to be paid, when the Company has a present legal or constructive obligation to pay the said amount for past services rendered by an employee and the obligation can be estimated reliably. Employee benefits are classified, for measurement purposes, as short-term benefits or as other long-term benefits depending on when the Company expects the benefits to be wholly settled.

H. Provisions

A provision is recognized if, as a result of a past event, the Company has a present legal or constructive obligation which can be estimated reliably, and the Company expects that an outflow of economic benefits will be required to settle the obligation.

Legal actions

A provision for legal actions is recognized if, as a result of a past event, the Company has a present legal or constructive obligation and it is more likely than not that the Company will be required to use economic resources to settle the obligation, and the amount of the obligation can be estimated reliably.

I. Revenues

- (1) Revenues from services and digital satellite decoder leases are recognized in profit or loss proportionately over the term of the agreement or upon providing the service.
- (2) Receipts from customers for the installation of terminal equipment which do not provide customers with separate value are recognized as income in profit or loss over the period in which the economic benefits are flow to the Company.
- (3) The Company charges a deposit for digital satellite decoders leased by its customers. Upon termination of the contract, customers are entitled to a proportional refund of the deposit, according to the terms of their agreement. Deposit write-down revenues are recognized in profit or loss, according to the terms of the agreements with the customers.
- (4) Commissions - When the Company acts as an agent and not as the principal in a transaction, income is recognized to the net amount of the commission.

J. Income tax expenses

Income tax expenses comprise current and deferred taxes. Current and deferred taxes are recognized in profit or loss, or are recognized in other comprehensive income if they arise from items recognized in other comprehensive income.

Current taxes are the expected taxes payable (or receivable) on taxable income for the year, calculated using the tax rates enacted or effectively enacted at the reporting date.

A deferred tax asset is not recognized in the books from losses carried forward when the Company does not expect to have taxable income in the future, against which such assets could be used.



NOTE 3 - PRINCIPAL ACCOUNTING POLICIES (CONTD.)**K Leased assets**

Leases where the Company bears most of the risks and rewards from the asset, are classified as financing leases. Upon initial recognition, leased assets are measured at the lower of either their fair value or the present value of future minimum lease payments. Subsequent to initial recognition, the asset is accounted for according to the accounting policies applied for that asset. Minimum lease payments made under financing leases are apportioned between finance expenses and amortization of the outstanding liability.

Other leases are classified as operating leases and leased assets are not recognized in the statement of financial position. Payments made under operating leases are recognized in profit or loss on a straight-line basis, over the term of the lease.

Determining if an arrangement includes a lease:

At the start of an arrangement or upon its re-examination, the Company determines whether an arrangement is a lease or if it contains a lease. An arrangement constitutes a lease or includes a lease if it meets the following two conditions:

- The arrangement depends on use of a specific asset or assets; and
- The arrangement includes a right to use the asset.

If the agreement does not include a lease according to the above criteria, the agreement is accounted for as a service agreement and payments for these services are recognized in profit or loss using the straight-line method, according to the service term.

L. Loss per share

Basic loss per share is calculated by dividing the loss attributable to ordinary share holders of the Company by the weighted average number of ordinary shares in circulation during the year.

M. Financing income and expenses

Financing income comprises interest income on invested funds, exchange rate gains, and gains on derivative instruments recognized in profit or loss. Interest income is recognized as accrued, using the effective interest method.

Financing expenses comprise interest and linkage expenses on borrowings, impairment losses on financial assets, and losses on derivative instruments recognized in profit or loss. Credit costs are recognized in profit or loss using the effective interest method.

In the statements of cash flows, interest payments are presented under cash flows from financing activities.

N. Transactions with a controlling shareholder

Assets and liabilities for which the Company conducted a transaction with a controlling shareholder are measured a fair value at the transaction date.

As this is a capital transaction, the difference between the fair value and the proceeds from the transaction is recognized in equity.



NOTE 3 - PRINCIPAL ACCOUNTING POLICIES (CONTD.)**O. New standards and interpretations not yet adopted**

- (1) IFRS 9 (2010 and 2013) - Financial Instruments ("the Standard").

The Standard supersedes the requirements of IAS 39 concerning the classification and measurement of financial assets and financial liabilities and concerning hedge accounting. The mandatory application date for the Standard has yet to be set. Early adoption is permitted subject to the conditions set forth in the Standard. The Standard will be applied retrospectively, except for certain allowances, as set forth in the Standard's transitional provisions. The Company is examining the effects of the Standard's adoption on its financial statements.

- (2) Amendment to IAS 32 - Financial Instruments: Presentation ("the Amendment").

The Amendment clarifies the provisions for offsetting financial assets and liabilities, set forth in IAS 32. The Amendment will apply to annual periods starting January 1, 2014, and will be applied retrospectively. First-time application of the Standard is not expected to materially affect the Company's financial statements.

NOTE 4 - THE COMPANY'S FINANCIAL POSITION

- A. Since starting its operations, the Company has accumulated considerable losses. The Company's losses in 2013 and 2012 totaled NIS 381 million and NIS 310 million, respectively. As a result of these losses, the Company's capital deficit and working capital deficit as of December 31, 2013, totaled NIS 4,343 million and NIS 678 million, respectively.
- B.
1. In 2013, the Company issued additional bonds (Series B) in the Company, effected by way of expanding the existing series, in a total amount of NIS 341 million. For more information concerning the bonds issue, see Note 14.
 2. In October 2013, S&P Maalot affirmed its iLA- stable rating for the Company and all its bonds.
 3. As of December 31, 2013, the Company complies with the financial covenants stipulated in its financing agreements and bonds. For information about compliance with covenants, see Note 27.
 4. Management estimates that the financing resources available to the Company, which include, inter alia, the working capital deficit and potential capital raising, will be sufficient for the Company's operating needs in the coming year, based on the forecasted cash flows approved by the Company's Board of Directors. Should additional resources be required to meet the Company's operating needs in the coming year, the Company will adapt its operations to preclude the need for additional resources beyond those currently available to it.



Notes to the Financial Statements

NOTE 5 - CASH AND CASH EQUIVALENTS

	December 31 2013 NIS Thousands	December 31 2012 NIS Thousands
Bank balances	7,310	-
Bank deposits	117,953	-
	<u>125,263</u>	<u>-</u>

NOTE 6 - TRADE AND OTHER RECEIVABLES

	December 31 2013 NIS Thousands	December 31 2012 NIS Thousands
Trade receivables (1)		
Outstanding debts	31,154	36,185
Credit companies	139,375	134,368
Less provision for doubtful debts	(6,252)	(7,510)
	<u>164,277</u>	<u>163,043</u>
Other receivables (1)		
Prepaid expenses	1,413	420
Others	202	1,254
	<u>1,615</u>	<u>1,674</u>
(1) Including trade and other receivables constituting Related Parties and Principal Shareholders	<u>1,108</u>	<u>2,326</u>

For more information concerning trade and other receivables constituting Related Parties and Interested Parties, see Note 30 - Related Parties and Interested Parties. For information concerning the Company's exposure to currency and liquidity risk, see Note 29 - Financial Instruments.

NOTE 7 - BROADCASTING RIGHTS, NET

	December 31 2013 NIS Thousands	December 31 2012 NIS Thousands
Cost	779,069	758,847
Less - used rights	362,471	381,498
	<u>416,598</u>	<u>377,349</u>



Notes to the Financial Statements

NOTE 8 - PROPERTY, PLANT AND EQUIPMENT, NET

A. Composition:

	Broadcasting and reception equipment	capitalized installation costs	Digital satellite decoders	Office furniture and equipment (including computers)	Leasehold improvements	Total
	NIS Thousands					
Cost						
Balance as of January 1, 2012	244,103	793,940*	1,770,858	107,534	46,982	2,963,417
Additions during the year	9,862	89,458	158,280	15,653	3,151	276,404
Disposals during the year	-	(49,547)*	(203,250)	(184)	-	(252,981)
Balance as of December 31, 2012	253,965	833,851	1,725,888	123,003	50,133	2,986,840
Additions during the year	12,578	91,178	146,729	8,409	1,208	260,102
Disposals during the year	(15,027)	(37,993)	(47,977)	(6,362)	-	(107,359)
Balance as of December 31, 2013	251,516	887,036	1,824,640	125,050	51,341	3,139,583
Accumulated depreciation						
Balance as of January 1, 2012	211,754	554,187*	1,412,842	74,123	34,557	2,287,463
Additions during the year	12,053	83,644	97,826	10,448	2,047	206,018
Disposals during the year	-	(49,547)*	(202,399)	(60)	-	(252,006)
Balance as of December 31, 2012	223,807	588,284	1,308,269	84,511	36,604	2,241,475
Additions during the year	10,199	91,192	113,565	12,368	2,216	229,540
Disposals during the year	(15,027)	(37,993)	(47,185)	(6,358)	-	(106,563)
Balance as of December 31, 2013	218,979	641,483	1,374,649	90,521	38,820	2,364,452
Carrying amount						
As of January 1, 2012	32,349	239,753	358,016	33,411	12,425	675,954
As of December 31, 2012	30,158	245,567	417,619	38,492	13,529	745,365
As of December 31, 2013	32,537	245,553	449,991	34,529	12,521	775,131

B. Collateral

See Note 27.

* Reclassification - Comparative figures have been reclassified to reflect derecognition of assets which have been fully written off.



Notes to the Financial Statements

NOTE 9 - INTANGIBLE ASSETS, NET

	Subscriber acquisition costs	Software and licenses	Total
	NIS Thousands		
Cost			
Balance as of January 1, 2012	212,770*	220,579	433,349
Additions during the year	-	47,869	47,869
Disposals during the year	(135,685)*	-	(135,685)
Balance as of December 31, 2012	77,085	268,448	345,533
Additions during the year	-	67,059	67,059
Disposals during the year	(11,922)	-	(11,922)
Balance as of December 31, 2013	65,163	335,507	400,670
Accumulated depreciation			
Balance as of January 1, 2012	191,904*	147,218	339,122
Additions during the year	18,903	23,329	42,232
Disposals during the year	(135,685)*	-	(135,685)
Balance as of December 31, 2012	75,122	170,547	245,669
Additions during the year	1,963	31,232	33,195
Disposals during the year	(11,922)	-	(11,922)
Balance as of December 31, 2013	65,163	201,779	266,942
Carrying amount			
As of January 1, 2012	20,866	73,361	94,227
As of January 1, 2013	1,963	97,901	99,864
As of December 31, 2013	-	133,728	133,728

* Reclassification - Comparative figures have been reclassified to reflect derecognition of assets which have been fully written off.



Notes to the Financial Statements

NOTE 10 - CREDIT FROM BANKS

For more information concerning the Company's exposure to interest, currency, CPI, and liquidity risk, see Note 29.

For information concerning collateral and restrictions pertaining on credit and financial covenants, see Note 27.

NOTE 11 - TRADE PAYABLES

	<u>December 31</u> <u>2013</u> <u>NIS Thousands</u>	<u>December 31</u> <u>2012*</u> <u>NIS Thousands</u>
Outstanding debts	392,049	341,968
Notes and checks payable	75,880	61,136
	<u>467,929</u>	<u>403,104</u>
Including trade payables to Related Parties and Principal Shareholders	<u>93,658</u>	<u>89,441</u>

For more information concerning trade payables constituting Related Parties and Interested Parties, see Note 30 - Related Parties and Interested Parties.

For information concerning the Company's exposure to currency and liquidity risk through part of its trade payables balance, see Note 29 - Financial Instruments.

NOTE 12 - OTHER PAYABLES

	<u>December 31</u> <u>2013</u> <u>NIS Thousands</u>	<u>December 31</u> <u>2012*</u> <u>NIS Thousands</u>
Employees and institutions with respect to wage	34,211	30,366
Provisions for vacation and convalescence pay	12,486	10,732
Interest payable on bonds	33,140	33,800
Deposits from customers, net	1,385	2,411
Institutions	42,710	40,227
Prepaid revenues	26,520	23,305
Others	10,866	6,905
	<u>161,318</u>	<u>147,746</u>

For information concerning the Company's exposure to currency and liquidity risk through part of its other payables balance, see Note 29 - Financial Instruments.

* Reclassified - see Note 2.G regarding a change in classification.



Notes to the Financial Statements

NOTE 13 - PROVISIONS

	<u>December 31</u> <u>2013</u> <u>NIS Thousands</u>	<u>December 31</u> <u>2012</u> <u>NIS Thousands</u>
Balance as of January 1	6,200	40,647
Provisions made during the year	7,223	4,301
Provisions realized during the year	(417)	(31,889)
Provisions eliminated during the year	(933)	(6,884)
Effect of time (linkage)	287	25
Balance as of December 31	<u>12,360</u>	<u>6,200</u>

In the normal course of business, various legal actions were brought against the Company.

For information concerning these actions and the Company's exposure, see Note 20.

NOTE 14 - BONDS

<u>December 31, 2013</u>						
	<u>% nominal interest and linkage*</u>	<u>Par value upon issue</u>	<u>Redemption year</u>	<u>% redemption of original par value</u>	<u>Par value</u>	<u>Carrying amount</u>
					<u>NIS Thousands</u>	
Bonds A	Linked + 8.4%	620,300	2010-2013 2014-2017	8% 17%	421,804	503,700
Bonds B	Linked + +5.85%	895,876	2013-2017 2018-2019	14% 15%	771,083	809,441
Bonds 2012	Linked + 6.4%	392,000	2013-2017 2018-2022	8% 12%	360,640	366,643

* All bonds contain a mechanism for reducing and increasing the interest rate under certain circumstances specified in the deeds of trust and in the bonds.

- A. The Company has a bond series issued in 2007 to institutional investors, which was listed on the TACT-institutional system on the Tel Aviv Stock Exchange ("Bonds (Series A)") pursuant to a deed of trust signed by the Company and Hermetic Trust (1975) Ltd. ("Trustee A" and "Deed of Trust A", respectively).

Deed of Trust A stipulates that the Company may register first liens in favor of holders of additional securities which the Company may issue and/or to add them to liens made in favor of the trustee without the trustee's consent, provided that the ratio between the Company's total debt (after issue of the said securities and including the proceeds thereof) at the end of the quarter preceding the issue, and its EBITDA for the 12 months ended at the end of the last calendar month, will not exceed 6.5. Deed of Trust A defines total debt as the Company's debts secured by a first lien, unlimited in amount, on all Company assets pari-passu with the collateral provided by the Company to the holders of Bonds (Series A).



NOTE 14 - BONDS (CONTD.)**A. (contd.)**

Moreover, Deed of Trust A specifies various events (e.g. - insolvency proceedings, breach, exercise of liens on most of the Company's assets, etc.) which, following the warning period specified in the deed, allow a call for immediate repayment of the bonds subject to the provisions set forth in the deed of trust. Deed of Trust A also provides for a call for immediate repayment in the event that the bank collateral is exercised or upon a call for immediate repayment of other bonds issued by the Company, if its outstanding balance exceeds the amount specified in the deed.

In determining the rating of its Bonds (Series A), the Company committed to S&P Maalot (and to S&P Maalot only), that it would not make repayments of the shareholder loans for the duration of the Bonds (Series A).

B. The Company has a bond series issued in 2010 to institutional investors, which was listed on the TACT-institutional system on the Tel Aviv Stock Exchange and which was expanded in 2011, 2012 and 2013 ("Bonds (Series B)") pursuant to a deed of trust signed by the Company and Hermetic Trust (1975) Ltd. ("Deed of Trust B" and "Trustee B", respectively).

Deed of Trust B states that the Company may register first liens to the holders of additional securities as may be issued by the Company (whether through the series' expansion or through the issue of another series or additional securities) and/or add them to liens made in favor of the trustee, without the trustee's consent, provided that the rating does not fall below the rating of the Bonds (Series B) at that time (if their rating does not exceed their initial rating), and that the ratio between the Company's total debt (Company debts secured by a first lien, unlimited in amount, on all Company assets, pari-passu with the collateral provided by the Company to the holders of Bonds (Series A), less cash and monetary deposits available to the Company) after the issue of the said securities and including its proceeds at the end of the quarter preceding the issue and its EBITDA (the Company's total operating profit from operating activities, before financing expenses and taxes, plus depreciation and amortization and plus provisions and extraordinary one-time expenses) for the 12 months ended at the end of the last calendar quarter does not exceed 5.7.

As of December 31, 2013, the Company meets the debt/EBITDA ratio covenant stipulated in Deed of Trust B (as of December 31, 2013, the Company's debt/EBITDA ratio was 3.1).

Moreover, Deed of Trust B specifies various events which (subject to the extension period set out in the deed) allow a call for immediate repayment of the bonds, subject to the provisions of the deed of trust. These events include the corresponding events specified in Deed of Trust A, mutatis mutandis, a decrease in Bezeq's interests in the Company below a minimum threshold stipulated in the deed (so long as the Company is a private company), a merger with another company (except with Bezeq or a company under its control), or the sale of most of the Company's assets subject to such terms as set forth in the deed, revocation of the broadcasting license or termination of communications activities, and failure to meet the financial covenant set forth in Deed of Trust B, whereby every quarter the Company must meet a maximum debt/EBITDA ratio of 5.7 as define above.

Under Deed of Trust B, the Company's right to distribute dividends and repay the shareholder loans is contingent on its compliance with a financial covenant based on the ratio between its total secured debts and its EBITDA (as these terms are defined in Deed of Trust B, and subject to the rectification period set out in the deed). Concerning repayment of the shareholder loans, the Company is subject to a further restriction whereby the repayment amount will not exceed the Company's cumulative net profit from the beginning of 2011 onwards, less the Company's financing expenses for the shareholder loans and less repayments or distributions.

In 2013, the Company carried out another issue of Bonds (Series B), effected as an expansion of the series, in a total amount of NIS 341 million.



NOTE 14 - BONDS (CONTD.)

The Company has a bond series issued in 2012 to institutional investors, whereby the lenders provided the Company with a loan ("the 2012 Bond").

The 2012 Bond specifies certain events (similar to the aforesaid events specified in Deed of Trust B) which (sometimes following a grace period) allow a call for immediate repayment of the bond, subject to the provisions of the 2012 bond, including a call for immediate repayment (not initiated by the Company) of another bond series issued and/or as may be issued by the Company and/or of the Company's debts to a financial institution subject to the conditions set out in the 2012 bond.

Pursuant to the provisions of the 2012 bond, every quarter the Company must meet two financial covenants (subject to a remediation period and remediation terms as set forth in the 2012 Bond), namely (a) a maximum debt/EBITDA ratio, which is the ratio between the total debt (Company debts to financial institutions, as defined in the 2012 bond) at the end of the relevant quarter, and the Company's EBITDA (defined in the 2012 Bond as the Company's total operating profit from operating activities (before financing expenses and taxes), plus depreciation and amortization, plus expenses included under the investments item in the Company's financial statements as of December 31, 2010 (whose classification was changed to expenses due to accounting policies or a directive from an authority), plus provisions and extraordinary one-time expenses) in the 12 months ended in the relevant quarter; and (b) a maximum debt/(E-C) ratio, which is the ratio between total debt at the end of the relevant quarter, and the Company's E-C (defined in the 2012 Bond as the Company's EBITDA for the 12 months ending at the end of that quarter, less the Company's CAPEX in that period. CAPEX, meaning the addition to property, plant and equipment, excluding disposals and depreciation) in the 12 months ending at the end of that quarter.

As of December 31, 2013, the maximum debt/EBITDA ratio pursuant to the 2012 Bond was 5. The Company was in compliance with this covenant (as of December 31, 2013, the debt/EBITDA ratio was 2.8). Under the 2012 bond, the maximum debt/(E-C) ratio as of December 31, 2013, was 9.5. The Company was in compliance with this covenant (as of December 31, 2013, the debt/(E-C) ratio was 7.9).

The 2012 bond also sets restrictions on dividend distributions and repayment of the shareholder loans, similar to the restrictions set forth under Deed of Trust B.

For information concerning the collateral provided under the bonds, see Note 27 below.

Repayment dates of CPI-linked principal

	December 31, 2013
	NIS Thousands
2014	292,168
2015	292,168
2016	292,168
2017	292,168
2018	191,557
2019 onwards	336,886
	1,697,115



Notes to the Financial Statements

NOTE 15 - SHAREHOLDER LOANS

A.

		December 31	
	Interest and linkage	2013	2012
		NIS Thousands	
Loan balances based on their nominal terms:			
Old shareholder loans (1)	Linked	2,384,925	2,340,213
New shareholder loans (2):			
Loans granted until April 27, 2003	Linked and bearing 5.5% interest	473,035	439,974
Loans granted after April 27, 2003	Linked and bearing 11% interest	1,832,735	1,620,177
		4,690,695	4,400,364
Less - excess of amount of loans received over their fair value upon receipt, after accumulated amortization (at the effective interest rate)(3)		(1,118,795)	(1,314,622)
		3,571,900	3,085,742

- (1) The loans do not have a maturity date.
- (2) The loans extended by some of the Company's shareholders from July 10, 2002 ("the New Shareholder Loans") have preference over the old shareholder loans. Under the agreement, the New Shareholder Loans will be eligible for full repayment by the Company before any dividend distribution and/or repayment of the old shareholder loans extended to the Company by its shareholders, subject to the Company's cash flows and its liabilities under agreements signed with the banks and some of its bondholders. The new loans also have no maturity dates.
- (3) The shareholder loans were measured at fair value upon receipt. The value of the loans is measured according to the present value of the expected cash flows for repayment of the loans, considering the dates on which the shareholders may first call for repayment of the loans (according to the restrictions set forth in the agreements with the banks and the bondholders) and the interest rates applicable to similar-risk loans upon receipt of the loans.

In 2007, in determining the rating of its Bonds (Series A), the Company committed to the rating agency (and to rating agency only), that it would not make repayments against the shareholder loans for the duration of the Bonds (Series A).

When a change in the terms of the loans results in a difference of more than 10% in the discounted cash flows, the difference between the expected cash flows prior to the change, discounted using the interest rate upon receipt of the loan, and their discounted value using the interest rate at the time of the said change is recognized as financing expenses/income.

The difference between the present value of the new cash flows, discounted using the interest rate at the time of the said change, and the old cash flows discounted using the interest rate at the time of the said change, is recognized in equity as a capital reserve.



NOTE 15 - SHAREHOLDER LOANS (CONTD.)

The interest rate at the time of the change was determined according to a professional opinion obtained by the Company from a third-party consultant, whereby the interest rate for discounting the interest-free shareholder loans is 15.63%, and the interest rate for discounting the shareholder loans bearing 5.5% interest is 15.58%.

Upon the issue of Bonds B and the 2012 Bond, restrictions were set on the Company's right to distribute dividends and repay the shareholder loans. See Note 14. This change does not constitute a material change in terms, as aforesaid, and so did not affect the Company's financial statements.

- B. Under the Company's agreement with its shareholders, the shareholders who provided the Company with New Shareholder Loans were granted the right to receive additional shares in the Company, or options exercisable into shares pro rata to their contributions.

Accordingly, these shareholders were allocated additional shares in the Company and options exercisable into shares of the Company. These options are exercisable at any time and for no additional consideration, and are transferrable as though they were shares, subject to approval by the banks pursuant to the financing agreements.

Exercise of the options granted to Bezeq and changes in certain holdings in the Company are subject to various regulatory approvals. See also Note 1.

NOTE 16 - OTHER LONG-TERM LIABILITIES

	December 31	
	2013	*2012
	NIS Thousands	
Outstanding debts	10,237	75,034
Prepaid revenues	14,694	16,999
Total other long-term liabilities	24,931	92,033
Outstanding debts with Related Parties (1)	2,413	36,923

- (1) In September 2012, agreements were approved to defer part of the payments due from the Company to Bezeq and Bezeq International under the previous debt arrangements between these parties (to the amount of NIS 27 million, and NIS 6 million, respectively). According to the aforesaid, the payments will be deferred for a period of 18 months, in which time they will bear interest of Prime + 4%.

* Reclassified - see Note 2.G regarding a change in classification.



NOTE 17 - EMPLOYEE BENEFITS

Employee benefits include post-employment benefits, severance benefits, and short-term benefits.

The Company has defined benefit plans for post-employment benefits, and it makes contributions to central severance pay funds and suitable insurance policies.

The Company also has a defined contribution plan for some of its employees who are subject to Section 14 of the Severance Pay Law, 1963.

Composition of employee benefits:

	December 31	
	2013	2012
	NIS Thousands	
Present value of obligations	13,717	12,750*
Fair value of plan assets	(7,938)	(6,913)*
Liability recognized for a defined benefit plan	5,779	5,837
Other liabilities	13,234	11,962
Total employee benefits	19,013	17,799
Presented under the following items:		
Other payables	13,234	11,962
Long-term employee benefits	5,779	5,837
	19,013	17,799

* Reclassification – In accordance with IAS 19 (Amended).



NOTE 17 - EMPLOYEE BENEFITS (CONTD.)

Post-employment benefit plans - defined benefit plan

A. Changes in post-employment benefit plans - defined benefit plan:

	Liability for defined benefit plans	Liability for defined benefit plans	Fair value of plan assets	Fair value of plan assets	Total net liability for defined benefit plans	Total net liability for defined benefit plans
	2013	2012	2013	2012	2013	2012
	NIS Thousands	NIS Thousands	NIS Thousands	NIS Thousands	NIS Thousands	NIS Thousands
Balance as of January 1	12,750	14,639	6,913	8,468	5,837	6,171
Current servicing cost, net (recognized in salary expenses)	1,883	944	-	-	1,883	944
Interest costs, net (recognized in financing expenses)	412	547	243	317	169	230
Actuarial losses (gains) recognized in other comprehensive income, net	82	1,850	(564)	615	646	1,235
Benefits paid, net	(1,410)	(5,230)	(356)	(3,432)	(1,054)	(1,798)
Contributions			1,702	945	(1,702)	(945)
Balance as of December 31	13,717	12,750	7,938	6,913	5,779	5,837

B. Key actuarial assumptions

The key actuarial assumptions for a defined benefit plan at the reporting date are as follows:

1. Mortality rates are based on the rates appearing in the Ministry of Finance Insurance publication 2013-3-1.
2. Churn rates are based on the Company's past experience, distinguishing among different employee populations, and according to seniority.
3. The (real) discount rate is based on the yield on fixed-rate government bonds with a duration equal to that of the gross liability.

	2013	2012	2011
		%	
Discount rate on December 31	0.6	0.6	1.85
Future salary increases	2	2	2



Notes to the Financial Statements

NOTE 17 - EMPLOYEE BENEFITS (CONTD.)

4. Sensitivity analysis for actuarial assumptions:

The following table analyzes the possible effect of changes in key actuarial assumptions on employee benefit liabilities. Calculations were made for each assumption separately, assuming the other assumptions remain unchanged.

	<u>December 31, 2013</u>
	<u>NIS Thousands</u>
Future salary increases - additional 0.5%	291
Discount rate - additional 0.5%	(258)
Churn rate assumption - additional 5%	(297)

C. Effect of employee benefit plans on the Company's future cash flows:

The Company's estimated contributions in 2014 in a financed defined benefit plan total NIS 1.342 thousands.

D. Post-employment benefit plans - defined contribution plan

	<u>For the year ended December 31</u>		
	<u>2013</u>	<u>2012</u>	<u>2011</u>
	<u>NIS Thousands</u>		
The amount recognized as an expense for a defined contribution plan	12,834	12,349	11,771



Notes to the Financial Statements

NOTE 18 - SHARE-BASED PAYMENTS

In September 2008, the Company's CEO was allotted 4,250,000 options in Bezeq exercisable into Bezeq shares, at an exercise price of NIS 5.24 per option (the exercise price as of the allocation date and as may be adjusted for Bezeq's dividend distributions starting from the allocation date). The fair value of all these options at the allocation date was NIS 10,280 thousands. The options vest in three equal annual installments. As of the reporting date, all three installments have vested.

NOTE 19 - COMMITMENTS

1. As of December 31, 2013, the Company has signed agreements for buying broadcasting rights. In the year ended December 31, 2013, purchases of these rights totaled NIS 188 million.
2. As of December 31, 2013, the Company has signed agreements for buying channels. In the year ended December 31, 2013, expenses for the use of channels purchased by the Company totaled NIS 269 million.
3. The Company has signed operational leases for the buildings it occupies. The primary lease expires in 2014, with an option to extend the lease for another 5 years. Rental fees under this lease are linked to the CPI. The Company also has several operating leases with various terms.

Rental fee forecasts for the coming years, calculated according to the rental fees on December 31, 2013, are as follows:

NIS Thousands

2014	8,882
2015 to 2016	3,186

4. Operating lease

The Company has a number of operating leases for periods of up to 36 months for the vehicles it uses. Forecasted annual lease payments, calculated according to the lease payments in effect on December 31, 2013, total approximately NIS 25 million.

5. Royalties

Under the terms of the License, the Company has a liability to pay royalties to the State of Israel, calculated based on income, as defined in the relevant regulations.

Under the Communications Regulations, 2006, annual royalty rates were set as follows: 2011 - 1.75%, 2012 - 1.75%, from 2013 onwards - 0%.



NOTE 19 – COMMITMENTS (CONTD.)

6. Agreement with NDS Limited (“NDS”) - The Company has signed several agreements with NDS for the purchase of services related to the Company's encoding, broadcasting, and receiving system, and for hardware related to these services.

In 2013 and 2012, the Company's payments to NDS totaled NIS 32 million and NIS 38 million, respectively.

For information concerning additional contracts between the Company, Related Parties, and Interested Parties, see Note 30 - Related Parties and Interested Parties.

7. Contract with PACE plc. for buying HD Zapper decoders under an agreement from August 2011. In 2013 and 2012, the Company's payments to this supplier totaled NIS 32 million and NIS 19 million, respectively.

NOTE 20 - CONTINGENT LIABILITIES**1. Guarantees**

To secure its liabilities, the Company has provided NIS 43 million in guarantees (including a guarantee of NIS 40 million to the State of Israel).

2. Legal actions

Various legal actions have been filed or are pending against the Company (in this section: “Legal Actions”).

Based, inter alia, on the opinion of its legal counsel concerning the chances for success of these Legal Actions, Management believes that adequate provisions have been included in the financial statements (Note 13), where such provisions are required, to cover the Company's exposure from the said Legal Actions.

As of December 31, 2013, the Company's exposure to Legal Actions brought against the Company on various matters, totals NIS 110,063 thousands. These amounts and all amounts of the claims detailed in this note do not include linkage and interest.

Below are details of material claims pending against the Company as of December 31, 2013, classified into groups with similar characteristics.

A. Employee claims

In the normal course of business, collective and individual claims have been filed against the Company by its employees and former employees. These claims primarily concern allegations of non-payment of salary components and delay in salary payments. As of December 31, 2013, these claims totaled NIS 83,618 thousands. Based on the opinion of its legal counsel concerning the chances of success of these claims, Management believes that adequate provisions have been included in the financial statements, to the amount of NIS 1,994 thousands, where provisions are required to cover the Company's exposure to such claims.

B. Customer claims

In the normal course of business, claims have been filed against the Company by its customers. These are mainly applications for approval of class actions (and the ensuing claims) usually concerning allegations of unlawful collection of moneys and failure to adequately provide services by the Company. As of December 31, 2013, these claims total NIS 25,455 thousands. Based, inter alia, on the opinion of its legal counsel concerning the chances of success of these claims, Management believes that adequate provisions have been included in the financial statements, to the amount of NIS 6,346 thousands, where provisions are required to cover the Company's exposure to such claims.



Notes to the Financial Statements

NOTE 20 - CONTINGENT LIABILITIES (CONTD.)

C. Supplier and communication provider claims

In the normal course of business, various Legal Actions have been brought against the Company by suppliers of goods and/or services to the Company. The main claim was filed for alleged damages incurred by a supplier as a result of the Company's negligence. As of December 31, 2013, these claims total NIS 990 thousands. Based, inter alia, on the opinion of its legal counsel concerning the chances for success of these claims, Management believes that adequate provisions have been included in the financial statements, to the amount of NIS 100 thousands, where such provisions are required, to cover the Company's exposure to such claims.

Subsequent to the financial statements date, claims were filed against the Company with a total value of NIS 50 million. As of the financial statements' approval date, it is not yet possible to assess the chances of success of these claims.

NOTE 21 - EQUITY

A. **Share capital**

Share capital comprises ordinary shares of NIS 1 par value each, as follows:

	December 31 2013	December 31 2012
	Number of shares and amount in NIS thousands	
Issued and paid up share capital	29	29
Authorized capital	39	39

B. **Options to shareholders**

See Note 15B.

NOTE 22 - COST OF REVENUES

	For the year ended December 31		
	2013	2012	2011
	NIS Thousands		
Wages, salaries and ancillary costs	147,647	145,811	148,746
Content costs	307,894	317,301	277,505
Utilized broadcasting rights	155,039	153,959	147,116
Space segment usage	79,288	92,348	85,278
Depreciation and amortization	224,987	201,541	220,180
Vehicle maintenance	20,883	21,406	26,601
Royalties	-	16,948	17,438
Others	115,880	117,773	105,304
	<u>1,051,618</u>	<u>1,067,087</u>	<u>1,028,168</u>



Notes to the Financial Statements

NOTE 23 - SALES AND MARKETING EXPENSES

	For the year ended December 31		
	2013	2012	2011
	NIS Thousands		
Wages, salaries and ancillary costs	73,954	61,665	41,662
Advertising	63,755	70,435	61,846
Marketing consultation	1,765	1,728	1,662
Vehicle maintenance	8,357	9,180	8,561
Depreciation and amortization	2,235	19,181	34,829
Others	3,646	4,085	4,177
	<u>153,712</u>	<u>166,274</u>	<u>152,737</u>

NOTE 24 - GENERAL AND ADMINISTRATIVE EXPENSES

	For the year ended December 31		
	2013	2012	2011
	NIS Thousands		
Wages, salaries and ancillary costs	64,198	61,103	57,073
Share-based payment	-	-	889
Consultation and professional fees	11,043	11,196	11,107
Rental fees and maintenance	16,620	15,734	13,983
Depreciation and amortization	35,511	27,528	21,384
Provision for doubtful and bad debts	1,089	1,116	1,933
Subcontractors (mainly for system maintenance)	17,514	17,534	20,661
Others	16,397	15,673	16,006
	<u>162,372</u>	<u>149,884</u>	<u>143,036</u>



Notes to the Financial Statements

NOTE 25 - FINANCING EXPENSES, NET

Recognized in profit or loss

	For the year ended December 31		
	2013	2012	2011
	NIS Thousands		
Interest income on bank deposits	(623)	(817)	(981)
Change in the fair value of financial assets at fair value through profit or loss	-	(140)	(5,378)
Other financing income	(6,356)	(902)	(16,804)
Financing income recognized in profit or loss	(6,979)	(1,859)	(23,163)
Expenses for shareholder loans	290,303	243,923	263,263
Expenses for discounting shareholder loans	195,854	163,904	114,266
Change in the fair value of financial assets at fair value through profit or loss	12,810	361	4,250
Interest expenses on financial liabilities measured at amortized cost	111,468	110,250	114,649
Linkage expenses	30,417	21,887	31,283
Expenses from changes in exchange rates	434	6,021	6,221
Other financing expenses	12,549	16,911	12,588
Financing expenses recognized in profit or loss	653,835	563,257	546,520
Net financing expenses recognized in profit or loss	646,856	561,398	523,357

NOTE 26 - INCOME TAXES

A. Deferred tax assets and liabilities

As of the reporting date, the Company has losses and deductions for inflation of NIS 5.3 billion for tax purposes, carried forward to the next year (2012: NIS 5 billion).

Current tax laws do not limit the time for utilizing losses for tax purposes or the utilization of deductible temporary differences. The Company does not create deferred tax assets, as it does not expect to have taxable income in the foreseeable future against which it could utilize the tax benefits.

B. Tax assessments

The Company has received final tax assessments up to and including the year ended 2009.

C. Theoretical tax note

The main item reconciling the Company's statutory tax rate and its effective tax rate, is the difference arising from non-recognizing deferred tax assets and related tax benefits for current year tax losses.

These losses are not recognized due to the Company's uncertainty regarding the utilization of these tax benefits.



NOTE 27 - TOTAL LIABILITIES SECURED BY LIENS AND RESTRICTIONS IMPOSED WITH RESPECT TO LIABILITIES

A. The Company's secured liabilities and guarantees are as follows:

	December 31 2013	December 31 2012
	NIS Thousands	
Bonds	1,679,784	1,539,145
Credit from banks (1)	35,785	69,322
Guarantees	42,674	41,709

The Company is party to a financing agreement with a consortium of banks from May 23, 2001, which was amended and re-phrased in July 2012 ("the Bank Financing Agreement" or "the Financing Agreement" and "the Banks", respectively). When the amended Financing Agreement went into effect, the Company repaid all its long-term credit facilities at that time (see Note 14).

Under the Financing Agreement, a current credit facility of NIS 170 million was granted to the Company until the end of 2015, as well as a hedging facility of USD 10 million. Use of these facilities is limited to the Company's total working capital needs, calculated using the formula set forth in the amended Financing Agreement, which depends on the Company's trade receivables balance, the Company's unutilized broadcasting rights balance, the amortized cost of decoders and the Company's trade payables balance as presented in its financial statements.

Under the amended Financing Agreement, every quarter the Company must comply with two financial covenants similar to those specified for the 2012 Bond - see Note 14 (C) - Financial Covenants.

The amended Financing Agreement also sets restrictions on the repayment of shareholder loans and distributions, as set forth in the 2012 Bond (as detailed in Note 14). These restrictions supersede the restrictions which had previously applied to repayment of the shareholder loans and the prohibition on distributions.

The amended Financing Agreement also sets out grounds for immediate repayment, including various breaches of the Financing Agreement, engaging in non-communications operations, liquidation and receivership proceedings against the Company, revocation or suspension of the broadcasting license, unauthorized changes of ownership, breach of material agreements defined in the Financing Agreement, call for immediate repayment or grounds for a call for immediate repayment of amounts due of the Company to its bondholders, other banks, or financial institutions, and failure to comply with the financial covenants specified in the Financing Agreement. The amended Financing Agreement further stipulates that the creation of liens and raising of debt secured by liens (excluding exceptional instances) shall be subject to the banks' approval.

The Financing Agreement also provides mechanisms for raising and lowering interest rates.



NOTE 27 - TOTAL LIABILITIES SECURED BY LIENS AND RESTRICTIONS IMPOSED WITH RESPECT TO LIABILITIES (CONTD.)

- B. 1. The Company provided each of the banks and each of Trustee A, Trustee B and the Lenders pursuant to the 2012 Bond ("the Institutional Lenders") the following liens:
- 1.1 Floating first liens, unlimited in amount, on all the Company's assets (excluding exceptions as dictated by the Communications Law), which include a clause restricting the creation of additional liens (subject to such exceptions as set forth in the Financing Agreements);
 - 1.2 Fixed first liens, unlimited in amount, on the Company's rights and assets including its rights under material agreements to which it is party, its unissued authorized capital, its goodwill, certain intellectual property rights, and its insurance rights under its insurance policies. These fixed liens shall not apply to the exceptions dictated by the Communications Law.

In this section, jointly: "the Collateral"

2. The Collateral is in the form of first liens equal (pari passu) to each other. The creation of additional liens by the Company to the banks is subject to approval by the Institutional Lenders, unless such liens are also made to the Institutional Lenders. In the event that the Collateral is exercised and/or upon disposal of the assets underlying the Collateral, including by other holders of securities who were granted a lien over those assets, the proceeds from such sales shall be shared pro-rata by all holders of the Collateral, with each holder receiving a proportionate share of the proceeds equal to the proportionate share of the debt owed to that holder (as defined in the Financing Agreements and the bonds) divided by the total debt secured by those assets.
- C. Under the provisions of Deed of Trust B, if Bezeq provides Trustee B a guarantee for the Company's liabilities to the holders of Bonds (Series B), and so long as Bezeq's rating does not fall below its rating or its equivalent in another rating agency (the higher of the two), then henceforth the Collateral provided by the Company to Trustee B shall be annulled, the restriction on expanding the series and issuing additional securities guaranteed by the same Collateral shall be lifted, the restriction on repayment of the shareholder loans and dividend distributions shall be lifted, and several of the grounds for immediate repayment granted to Trustee B under Deed of Trust B shall be annulled. Furthermore, in this case any interest increases for a rating downgrade will also be cancelled.

NOTE 28 - FINANCIAL RISK MANAGEMENT**A. General**

The Company is exposed to the following risks, arising from the use of financial instruments:

- * Credit risk
- * Liquidity risk
- * Market risk

This Note discloses the Company's exposure to each of the above risks, the Company's goals, policies, and processes in measuring and managing these risks.



Notes to the Financial Statements

NOTE 28 - FINANCIAL RISK MANAGEMENT (CONTD.)

B. Credit risk

Credit risk is the risk of financial loss to the Company if a customer or counterparty to a financial instrument fails to meet its contractual liability, and arises mainly from trade receivable balances.

Management has a credit policy and regularly monitors the Company's exposure to credit risk.

Management regularly monitors trade receivable balances and the financial statements include provisions for doubtful debts which Management believes adequately reflect the loss inherent in debts whose collection is uncertain.

C. Liquidity risk

Liquidity risk is the risk that the Company will be unable to meet its financial liabilities settled in cash or with another financial asset. The Company's approach to managing its liquidity risk is to guarantee, as far as possible, sufficient liquidity to meet its liabilities on time, under normal conditions and under stressful conditions, without causing the Company unexpected losses or damaging its goodwill.

D. Market risk

Market risk is the risk that changes in market prices such as foreign currency exchange rates or interest rates will impact the Company's revenues or the value of its holdings in financial instruments. The goal of managing market risk is to manage and supervise the exposure to market risk through generally accepted metrics, while maximizing return on risk.

NOTE 29 - FINANCIAL INSTRUMENTS

A. Credit risk**(1) Exposure to credit risk**

The carrying amount of financial assets represents the maximum credit exposure. The maximum exposure to credit risk at the reporting date is as follows:

	December 31 2013	December 31 2012
	NIS Thousands	
Cash and cash equivalents	125,263	-
Trade receivables	164,277	163,043
Other receivables	202	1,254
	<u>289,742</u>	<u>164,297</u>



NOTE 29 - FINANCIAL INSTRUMENTS (CONTD.)

(2) Aging of debts and impairment losses

	December 31 2013	December 31 2012
	NIS Thousands	
Not past due	162,533	154,240
Past due up to one year	4,221	8,984
Past due one to two years	1,225	2,106
Past due more than two years	2,752	6,477
	170,731	171,807
Less provision for doubtful debts	(6,252)	(7,510)
Total	164,479	164,297

(3) Changes in provisions for doubtful debts:

	December 31 2013	December 31 2012
	NIS Thousands	
Balance as of January 1	7,510	7,375
Increase (decrease)	(1,258)	135
Balance as of December 31	6,252	7,510



NOTE 29 - FINANCIAL INSTRUMENTS (CONTD.)

B. Liquidity risk

The following table details the contractual repayment dates of monetary liabilities, including interest payments. This disclosure does not include amounts for which offset agreements have been signed.

As of December 31, 2013						
Carrying amount	Forecasted cash	Up to 6 months	6-12 months	1-2 years	2-5 years	Over 5 years
NIS Thousands	NIS Thousands	NIS Thousands	NIS Thousands	NIS Thousands	NIS Thousands	NIS Thousands
Non-derivative financial liabilities:						
Variable-interest bank credit - on call	35,785	35,785	35,785	-	-	-
Bonds, including interest	1,712,923	2,090,784	89,366	315,972	384,848	930,528
Loans from shareholders	3,571,900	4,690,695	-	-	-	4,690,695
	<u>5,320,608</u>	<u>6,817,264</u>	<u>125,151</u>	<u>315,972</u>	<u>384,848</u>	<u>5,060,765</u>

As of December 31, 2012						
Carrying amount	Forecasted cash	Up to 6 months	6-12 months	1-2 years	2-5 years	Over 5 years
NIS Thousands	NIS Thousands	NIS Thousands	NIS Thousands	NIS Thousands	NIS Thousands	NIS Thousands
Non-derivative financial liabilities:						
Variable-interest bank credit - on call	69,322	69,322	69,322	-	-	-
Bonds, including interest	1,572,945	1,987,962	85,754	194,999	334,506	900,536
Loans from shareholders	3,085,742	4,400,364	-	-	-	4,400,364
	<u>4,728,009</u>	<u>6,457,648</u>	<u>155,076</u>	<u>194,999</u>	<u>334,506</u>	<u>4,872,532</u>



NOTE 29 - FINANCIAL INSTRUMENTS (CONTD.)

C. CPI and foreign currency risk

1)- CPI and foreign currency risk for the Company's financial instruments is as follows:

	December 31, 2013				
	Unlinked	CPI-linked	Foreign currency or currency-linked (mainly USD)	Non-monetary items	Total
	NIS Thousands	NIS Thousands	NIS Thousands	NIS Thousands	NIS Thousands
Current assets					
Cash and cash equivalents	124,299	-	964	-	125,263
Trade receivables	163,717	-	560	-	164,277
Other receivables	200	2	-	1,413	1,615
Total current assets	288,216	2	1,524	1,413	291,155
Current liabilities					
Credit from banks	35,785	-	-	-	35,785
Current maturities on bonds	-	292,168	-	-	292,168
Trade payables	302,799	779	164,351	-	467,929
Other payables	93,415	34,525	6,858	26,520	161,318
Provisions	-	9,039	3,321	-	12,360
Total current liabilities	431,999	336,511	174,530	26,520	969,560
Non-current liabilities					
Bonds	-	1,387,616	-	-	1,387,616
Loans from shareholders	-	3,571,900	-	-	3,571,900
Other long-term liabilities	2,413	-	7,824	14,694	24,931
Total non-current liabilities	2,413	4,959,516	7,824	14,694	4,984,447
Excess liabilities over assets	146,196	5,296,025	180,830	39,801	5,662,852



NOTE 29 - FINANCIAL INSTRUMENTS (CONTD.)

	December 31, 2012*				
	Unlinked	CPI-linked	Foreign currency or foreign currency-linked (mainly USD)	Non-monetary items	Total
	NIS Thousands	NIS Thousands	NIS Thousands	NIS Thousands	NIS Thousands
Current assets					
Trade receivables	161,722	-	1,321	-	163,043
Other receivables	1,252	2	-	420	1,674
Total current assets	162,974	2	1,321	420	164,717
Current liabilities					
Credit from banks	69,322	-	-	-	69,322
Current maturities on bonds	-	174,305	-	-	174,305
Trade payables	258,782	1,404	142,918	-	403,104
Other payables	88,231	36,210	-	23,305	147,746
Provisions	1,299	4,901	-	-	6,200
Total current liabilities	417,634	216,820	142,918	23,305	800,677
Non-current liabilities					
Bonds	-	1,364,840	-	-	1,364,840
Loans from shareholders	-	3,085,742	-	-	3,085,742
Other long-term liabilities	74,293	741	-	16,999	92,033
Total non-current liabilities	74,293	4,451,323	-	16,999	4,542,615
Excess liabilities over assets	328,953	4,668,141	141,597	39,884	5,178,575

* Reclassified - see Note 2.G regarding a change in classification.

- 2) Data concerning the CPI and material currencies:

	December 31 2013	December 31 2012	% Change 2013	% Change 2012
CPI (in points)	120	117.87	1.8	1.64
Exchange rate for 1 USD	3.471	3.733	(7.02)	(2.3)
Exchange rate for 1 EUR	4.782	4.921	(2.82)	(0.34)



NOTE 29 - FINANCIAL INSTRUMENTS (CONTD.)

D. Interest rate risk

Types of interest on the Company's interest-bearing financial instruments:

	Carrying amount	
	2013	2012
	NIS Thousands	
Fixed-interest instruments		
Other receivables	-	271
Financial liabilities	4,005,127	3,678,513
Total	4,005,127	3,678,242
Variable-interest instruments		
Financial liabilities	75,097	36,923

E. Fair value**1. Financial instruments measured at fair value for disclosure purposes only**

	2013		2012	
	Carrying amount	Fair value	Carrying amount	Fair value
	NIS Thousands			
Bonds, including accrued interest	1,712,923	1,933,242	1,572,945	1,706,884
	1,712,923	1,933,242	1,572,945	1,706,884

The interest rates use to discount estimated cash flows, where applicable, are based on linked bonds with a rating similar to that of the Company.

2. Data on the fair value measurement of Level 2 financial instruments

In 2013, the Company made a number of forward transactions to reduce its exposure to fluctuations in the USD exchange rate. The fair value of these forward transactions was determined by using market-observed data. The net fair value of these forward transactions as of December 31, 2013 (liability) totaled NIS 6.9 million.

F. Derivative financial instruments

The Company has limited involvement in derivative financial instruments ("Derivatives"). The Company makes such transactions so as to hedge its cash flows.



NOTE 29 - FINANCIAL INSTRUMENTS (CONTD.)

G. Sensitivity analysis

Below are sensitivity analyses for changes in the main market risks where changes will alter the value of assets and liabilities and will affect the Company's net profit and equity.

1. Sensitivity to changes in the CPI

The Company has financial instruments that are sensitive to changes in the CPI such as bonds and customer deposits. The 5% and 10% sensitivity analysis refers to the deviation from an estimated annual inflation rate of 2%, based on the Bank of Israel's inflation target center.

Sensitivity analysis as of December 31, 2013

% deviation from inflationary target	10%	5%	(5%)	(10%)
	NIS Thousands			
Effect on equity and net profit	(11,100)	(5,500)	5,500	11,100

Sensitivity analysis as of December 31, 2012

% deviation from inflationary target	10%	5%	(5%)	(10%)
	NIS Thousands			
Effect on equity and net profit	(9,600)	(4,800)	4,800	9,600

2. Sensitivity to changes in exchange rates

The Company has financial instruments that are sensitive to changes in the USD-NIS and/or EUR-NIS exchange rate. The 5% and 10% sensitivity analysis refers to the change in the exchange rate.

Sensitivity analysis as of December 31, 2013

% change in the NIS / USD exchange rate	10%	5%	(5%)	(10%)
	NIS Thousands			
Effect on equity and net profit	(56,586)	(28,293)	28,293	56,586

Sensitivity analysis as of December 31, 2012

% change in the NIS / USD exchange rate	10%	5%	(5%)	(10%)
	NIS Thousands			
Effect on equity and net profit	(13,876)	(6,938)	6,938	13,876



NOTE 30 - TRANSACTIONS AND BALANCES WITH INTERESTED PARTIES AND RELATED PARTIES

A. Transactions with Interested and Related Parties

	For the year ended in December 31		
	2013	2012	2011
	NIS Thousands		
Revenues	594	376	1,446
Cost of revenues (1)	85,664	104,129	98,729
Sales, general and administrative expenses	2,089	4,015	2,075
Finance expenses	486,687	412,495	384,074
Salary and benefits to Principal Shareholders employed by the Company	4,031	2,815	3,682

(1) Mainly expenses for space segments from a Interested Party.

B. Related Party Balances

	December 31	
	2013	2012
	NIS Thousands	
Shareholder loans (see Note 15)	3,571,900	3,085,742
Current liabilities	93,658	89,441
Non-current liabilities	2,413	36,923
Other receivables	1,108	2,326

C. Company contracts with Interested and Related Parties

- (1) In August 2000, the Company signed a three-way agreement to purchase decoders from Eurocom Digital Communications Ltd. ("Eurocom") and Advanced Digital Broadcast Limited ("ADB"). Eurocom is an Interested Party in the Company.

In 2013 and 2012, the Company's payments to Eurocom for the purchase of the said decoders totaled NIS 94 million and NIS 89 million, respectively.

- (2) In 2013, the Company signed an agreement with Space Communications Ltd. ("Space") to buy bandwidth on space segments. The Company will use space segments on Amos satellites. The agreement is effective through 2028, with the Company receiving space segments on the Amos-2 and Amos-3 satellites, and later on Amos-3 and Amos-6. Under the agreement, the Company will use 12 space segments, but starting 2022 will use 9 space segments.



NOTE 31 - EVENTS SUBSEQUENT TO THE REPORTING DATE

On February 12, 2014, suspicions arose in the Company concerning embezzlement of Company funds by one of its employees. It currently seems that the embezzlement continued for more than a decade, and as of the reporting date is valued at NIS 31.4 million.

On February 13, 2014, the Company applied to the Tel Aviv - Jaffa District Court for urgent temporary remedies (following which additional applications were, and will be, filed). The Company also filed a complaint with the Israel Police against the employee and her husband.

On February 20, 2014, the Company submitted to the District Court a statement of claim for NIS 25 million against the employee, her husband, and her mother.

Management believes that, at this stage, the aforesaid does not materially affect the Company's financial statements.


NOTE 32 - APPOINTMENT OF A CHAIRPERSON FOR THE FINANCIAL STATEMENTS APPROVAL MEETING

On the financial statements approval date, the Company's Board of Directors does not have an incumbent Chairperson. Consequently, on February 27, 2014, the Company's Board of Directors authorized David Efrati, a director in the Company, to chair the Board of Directors meeting in which the financial statements were approved, and to sign the Company's financial statements for December 31, 2013.



**Bezeq The Israel
Telecommunication Corporation Ltd.**

**Chapter E –
Report Concerning Effectiveness
of Internal Controls
(SOX format)**



Disclosure Controls and Procedures

We maintain disclosure controls and procedures that are designed to ensure that information required to be disclosed in our periodic report (hereinafter - "the Report") is recorded, processed, summarized and reported within the time periods specified in the law, and that such information is accumulated and communicated to our chief executive officer and chief financial officer to allow timely decisions regarding required disclosure. Our management, including our chief executive officer and chief financial officer, conducted an evaluation of our disclosure controls and procedures, as defined under United States Rule 13a-15(e) of the Exchange Act of 1934, as of December 31, 2013. Based upon that evaluation, our chief executive officer and chief financial officer have concluded that, as of such date, our disclosure controls and procedures were effective.

Management's Report on Internal Control Over Financial Reporting

Our management, including our chief executive officer and chief financial officer, is responsible for establishing and maintaining adequate internal control over financial reporting, as defined under United States Rules 13a-15(f) and 15d-15(f) of the Exchange Act of 1934. Our internal control over financial reporting is a process designed to provide reasonable assurance regarding the reliability of financial reporting and the preparation of financial statements for external purposes in accordance with International Financial Reporting Standards (IFRS). Internal control over financial reporting includes those policies and procedures that: (i) pertain to the maintenance of records that, in reasonable detail, accurately and fairly reflect the transactions and dispositions of our assets; (ii) provide reasonable assurance that transactions are recorded as necessary to permit preparation of financial statements in accordance with generally accepted accounting principles, and that our receipts and expenditures are being made only in accordance with appropriate authorizations; and (iii) provide reasonable assurance regarding prevention or timely detection of unauthorized acquisition, use, or disposition of our assets that could have a material effect on the financial statements.

Because of its inherent limitations, internal control over financial reporting may not prevent or detect misstatements. Projections of any evaluation of effectiveness to future periods are subject to the risk that controls may become inadequate because of changes in conditions, or that the degree of compliance with the policies or procedures may deteriorate.

Our management assessed the effectiveness of our internal control over financial reporting as of December 31, 2013. In conducting its assessment of internal control over financial reporting, management based its evaluation on the framework in "Internal Control – Integrated Framework (1992)" issued by the Committee of Sponsoring Organizations, or the COSO, of the Treadway Commission. Based on this assessment, our management has concluded that our internal control over financial reporting was effective as of December 31, 2013.

Auditors' Attestation Report

Our independent auditors, Somekh Chaikin, an Israeli partnership and a member firm of KPMG International, have issued an audit report on the effectiveness of our internal control over financial reporting. The report is included on page 3 of the consolidated financial statements.

Changes in Internal Control over Financial Reporting

There were no changes in our internal control over financial reporting during the period covered by the Report that have materially affected, or are reasonably likely to materially affect, our internal control over financial reporting.

CERTIFICATION OF CHIEF EXECUTIVE OFFICER

I, Stella Handler, certify that:

1. I have reviewed this periodic report (hereinafter - "the Report") of Bezeq The Israel Telecommunication Corporation Ltd. (hereinafter - "the Company");
2. Based on my knowledge, this report does not contain any untrue statement of a material fact or omit to state a material fact necessary to make the statements made, in light of the circumstances under which such statements were made, not misleading with respect to the period covered by this report;
3. Based on my knowledge, the financial statements, and other financial information included in this report, fairly present in all material respects the financial condition, results of operations and cash flows of the company as of, and for, the periods presented in this report;
4. The company's other certifying officer and I are responsible for establishing and maintaining disclosure controls and procedures (as defined in United States Exchange Act of 1934 Rules 13a-15(e) and 15d-15(e)) and internal control over financial reporting (as defined in United States Exchange Act of 1934 Rules 13a-15(f) and 15d-15(f)) for the company and have:
 - (a) Designed such disclosure controls and procedures, or caused such disclosure controls and procedures to be designed under our supervision, to ensure that material information relating to the company, including its consolidated subsidiaries, is made known to us by others within those entities, particularly during the period in which this report is being prepared;
 - (b) Designed such internal control over financial reporting, or caused such internal control over financial reporting to be designed under our supervision, to provide reasonable assurance regarding the reliability of financial reporting and the preparation of financial statements for external purposes in accordance with International Financial Reporting Standards (IFRS);
 - (c) Evaluated the effectiveness of the company's disclosure controls and procedures and presented in this report our conclusions about the effectiveness of the disclosure controls and procedures, as of the end of the period covered by this report based on such evaluation; and
 - (d) Disclosed in this report any change in the company's internal control over financial reporting that occurred during the period covered by the report that has materially affected, or is reasonably likely to materially affect, the company's internal control over financial reporting; and
5. The company's other certifying officer and I have disclosed, based on our most recent evaluation of internal control over financial reporting, to the company's auditors and the audit committee of the company's board of directors (or persons performing the equivalent function¹):
 - (a) All significant deficiencies and material weaknesses in the design or operation of internal control over financial reporting which are reasonably likely to adversely affect the company's ability to record, process, summarize and report financial information; and
 - (b) Any fraud, whether or not material, that involves management or other employees who have a significant role in the company's internal control over financial reporting.

Date: March 5, 2014
_____*

Stella Handler

Chief Executive Officer

* The originally executed copy of this Certification will be maintained at the Company's offices and will be made available for inspection upon request.

_____ ¹ The board of directors' committee to examine the financial statements.

CERTIFICATION OF CHIEF FINANCIAL OFFICER

I, Dudu Mizrahi, certify that:

1. I have reviewed this periodic report (hereinafter - "the Report") of Bezeq The Israel Telecommunication Corporation Ltd. (hereinafter - "the Company");
2. Based on my knowledge, this report does not contain any untrue statement of a material fact or omit to state a material fact necessary to make the statements made, in light of the circumstances under which such statements were made, not misleading with respect to the period covered by this report;
3. Based on my knowledge, the financial statements, and other financial information included in this report, fairly present in all material respects the financial condition, results of operations and cash flows of the company as of, and for, the periods presented in this report;
4. The company's other certifying officer and I are responsible for establishing and maintaining disclosure controls and procedures (as defined in United States Exchange Act of 1934 Rules 13a-15(e) and 15d-15(e)) and internal control over financial reporting (as defined in United States Exchange Act of 1934 Rules 13a-15(f) and 15d-15(f)) for the company and have:
 - (a) Designed such disclosure controls and procedures, or caused such disclosure controls and procedures to be designed under our supervision, to ensure that material information relating to the company, including its consolidated subsidiaries, is made known to us by others within those entities, particularly during the period in which this report is being prepared;
 - (b) Designed such internal control over financial reporting, or caused such internal control over financial reporting to be designed under our supervision, to provide reasonable assurance regarding the reliability of financial reporting and the preparation of financial statements for external purposes in accordance with International Financial Reporting Standards (IFRS);
 - (c) Evaluated the effectiveness of the company's disclosure controls and procedures and presented in this report our conclusions about the effectiveness of the disclosure controls and procedures, as of the end of the period covered by this report based on such evaluation; and
 - (d) Disclosed in this report any change in the company's internal control over financial reporting that occurred during the period covered by the report that has materially affected, or is reasonably likely to materially affect, the company's internal control over financial reporting; and
5. The company's other certifying officer and I have disclosed, based on our most recent evaluation of internal control over financial reporting, to the company's auditors and the audit committee of the company's board of directors (or persons performing the equivalent function²):
 - (a) All significant deficiencies and material weaknesses in the design or operation of internal control over financial reporting which are reasonably likely to adversely affect the company's ability to record, process, summarize and report financial information; and
 - (b) Any fraud, whether or not material, that involves management or other employees who have a significant role in the company's internal control over financial reporting.

Date: March 5, 2014
_____*

Dudu Mizrahi

Chief Financial Officer

* The originally executed copy of this Certification will be maintained at the Company's offices and will be made available for inspection upon request.

² The board of directors' committee to examine the financial statements.

Corporate Governance Questionnaire

In this Questionnaire, please note that -

- (1) The format of the questionnaire is prepared in a way that the response "True" to any of the questions is an indication of proper corporate governance, and vice versa A "True" response is marked ☒ in the appropriate box and a "False" response is marked X; to dispel any doubt, it is hereby clarified that the questionnaire does not cover all aspects of corporate governance relevant to the Company; rather, it deals with only a few aspects. The Company's ongoing reports should be reviewed for further information regarding any issue (in accordance with the issue).
- (2) Unless otherwise expressly indicated, the "reporting year" means from January 1, 2013 through December 31, 2013 preceding the date of the periodic report.
- (3) Norms are indicated alongside each question. If the question is mandatory, it is explicitly indicated.
- (4) If a company wishes to add information relating to its response in the questionnaire that may be significant to a reasonable investor, it can do so under concluding notes in the questionnaire, with a reference to the relevant question.

Board of Directors Autonomy

		True	False	Guideline
1.	<p>Did two or more external directors hold office in the Company during each reporting year?</p> <p>This question can be answered True, if the period during which two external directors did not hold office does not exceed 90 days, as provided in section 363a (B) (10) of the Companies Law. Nonetheless, for any (True/False) answer, the period (in days) during which two or more external directors did not hold office in any reporting year, should be indicated (including a term of office approved retroactively, while differentiating between the various external directors):</p> <p>Director A: <u>0</u></p> <p>Director B: <u>0</u></p> <p>Number of external directors who held office in the Company as at the date of publication of this questionnaire: <u>3</u></p>	<input checked="" type="checkbox"/>	<input type="checkbox"/>	<p>Mandatory Guideline</p> <p>Section 239 of the Companies Law.</p>

			True	False	Guideline
2.	A.	Number of independent directors ¹ who held office in the Company as at the date of publication of this questionnaire: 2	√	_____	Companies Law - Section 1 of the first Addendum (Recommended Corporate Governance Guidelines) and Regulation 10(B) (9A) and 48(c) (9A) of the Reporting Regulations.
	B.	As at the date of publication of this questionnaire - In a corporation that has a controlling shareholder or a shareholder who holds a controlling bloc (in this section "Controlling Shareholder"), at least one third of the board members are independent. In a company that has no Controlling Shareholder - the majority of the board members are independent.	√		
	C.	The Company prescribed in its Articles of Association that a minimum rate ² number of independent directors will hold office. If your answer is True, please indicate - The rate/number of independent directors prescribed in the Articles of Association: _____. In practice, the Company complied with the provisions of the Articles of Association during the reporting year (with respect to the office of independent directors): Yes No (Mark an X in the appropriate box)		X	
3.		A survey conducted among the external directors (and the independent directors) during the reporting year found that they are in compliance with the provisions of Sections 240 (b) and (f) of the Companies Law regarding the absence of a relationship between the external directors (and independent directors) who held office in the Company, and they are in compliance with the conditions required for holding office as an external director (or independent director). If your answer is True - please indicate the entity that conducted such survey: <u>The person in charge of internal enforcement and Company Secretary.</u>	√		Sections 240 (b), 241, 245A and 246 of the Companies Law

¹ Except for an "External Director" as defined in the Companies Law.

² In this questionnaire the term "rate" indicates a certain number out of all the directors. Thus, for example, a company that prescribed a rate of one third independent directors will indicate 1/3.

		True	False	Guideline
4.	<p>None of the directors who held office in the Company during the reporting year is subordinate³ to the CEO, directly or indirectly (other than a director who represents the employees, if the Company has employee representation).</p> <p>If your answer is False (i.e., a director is subordinate to the CEO as aforesaid), please indicate the number of directors who <u>do not</u> comply with the foregoing restriction: _____.</p>	√		Companies Law - Section 3 of the first Addendum (Recommended Corporate Governance Guidelines).
5.	<p>All the directors who notified about a personal interest in the approval of a transaction on the agenda for the meeting, were not present at the meeting and did not participate in the vote, as set forth in Section 278 (b) to the Companies Law:</p> <p>If your answer is False: Was the director present to exhibit a specific topic as set forth in the last clause of Section 278 (a)? <input type="checkbox"/> Yes <input type="checkbox"/> No</p> <p><input type="checkbox"/> Indicate the percentage of meetings in which such directors were present and/or participated in the vote, except for the circumstances described in Subsection (a) above</p>	√		Mandatory Guideline Sections 278 of the Companies Law

³ In this question, holding office as a director in an investee that is controlled by the Company will not be deemed as being "subordinate". On the other hand, a director that holds office as an officer of the Company (except for director) and/or an employee in a company that is controlled by the Company will be considered "subordination" in the matter of this question.

		True	False	Guideline
6.	<p>The controlling shareholder (including a relative and/or representative acting on his/her behalf), who <u>is not</u> a director or other senior executive officer in the Company, <u>did not</u> participate in the Board of Directors' meetings held during the reporting year.</p> <p>If your answer is False (i.e., a controlling shareholder and/or his/her relative and/or representative who is not a board member and/or senior executive officer in the Company participated in Board of Directors' meetings, as aforesaid), indicate the following details concerning the participation of any additional person in the meetings, as aforesaid:</p> <p>Identity: _____.</p> <p>Position: _____ (if any).</p> <p>Details of the relationship to the Controlling Shareholder (if the individual who participated is not the Controlling Shareholder): _____. Was this due to the presentation of a specific topic: <input type="checkbox"/> Yes <input type="checkbox"/> No (Mark an X in the appropriate box).</p> <p>The extent of his/her participation⁴ in Board of Directors' meetings held during the reporting year: _____. Other participation:</p> <p><input type="checkbox"/> Not applicable (the Company has no controlling shareholders).</p>	√		Section 106 of the Companies Law

⁴ Distinguishing between a controlling shareholder and his/her relative and/or any person representing him/her.

Directors' Qualifications and Skills

			True	False	Guideline
7.		The Company's Articles of Association do not include a provision restricting the option of immediately terminating the office of all the Company's directors who are not external directors (in this matter - an ordinary majority decision is not considered a restriction). If your response is False (i.e., there is such restriction), please indicate -		X	Sections 85 and 222 of the Companies Law, section 46B of the Securities Law
	A.	The term of office set in the Articles of Association for a director: <u>With regard to a director who is not an external director - from the date of appointment until the date of the following general meeting; with regard to an external director - pursuant to the provisions of the Companies Law.</u>	-		
	B.	The majority required as prescribed in the Articles of Association for terminating the terms of office of the directors: <u>Extraordinary majority (75%)</u>	-		
	C.	The requisite quorum prescribed in the Articles of Association for a general meeting convened to terminate the term of office of directors: <u>Ordinary quorum - two members holding together or representing at least 51% and above of the company's voting power.</u>	-		
	D.	The majority required to change these provisions in the Articles of Association: <u>Extraordinary majority (75%)</u>	-		
8.		All the directors who held office in the Company during the reporting year declared, prior to the date for the convening of the general meeting at which their appointment (including their reappointment) was on the agenda, that they have the required qualifications (with details) and the ability to devote appropriate time to carry out their duties, and that the restrictions pursuant to Sections 226 and 227 of the Companies Law are not applicable to them; and with respect to independent directors, that they are also in compliance with the provisions of Paragraphs (1) and (2) of the definition of an "independent director", in Section 1 of the Companies Law. If your response is False – indicate the names of the directors who are not in compliance with the foregoing: _____.	√		Mandatory Guideline Sections 224A and 224B of the Companies Law
9.		The Company has a training program for new directors, regarding the Company's area of business and the laws applicable to the Company and its directors, as well as a plan for further training the directors in office, which is adapted, inter alia, to the director's position in the Company. If your response is True - indicate whether the program was implemented during the reporting year: <input checked="" type="checkbox"/> Yes <input type="checkbox"/> No (Mark an X in the appropriate box).	√		Companies Law - Section 4 (a) of the first Addendum (Recommended Corporate Governance Guidelines).

			True	False	Guideline
10.		The Chair of the Board of Directors (or another person so appointed by the Board of Directors) is responsible for integrating the corporate governance guidelines applicable to the Company and informs the directors of issues relating to corporate governance during the reporting year. If the Board of Directors appointed another person to the position of responsibility (in place of the Chairman of the Board of Directors), please indicate his/her name and position: <u>The person in charge of internal enforcement and Company Secretary, Adv. Linor Yochelman.</u>	√		Companies Law - Section 4 (b) of the first Addendum (Recommended Corporate Governance Guidelines).
11.	A.	The Company set a minimum number of directors for the Board of Directors who are required to have accounting and financial expertise. If your response is True - indicate the minimum number set: <u>Four directors (including one external director).</u>	√		Mandatory Guideline Section 92[A] (12) of the Companies Law.
	B.	During the reporting year, in addition to the external director with accounting and financial expertise, other directors with accounting and financial expertise served on the Board of Directors. The number of such directors was determined by the Board of Directors. <i>You may answer True for this question if the period during which no other directors with accounting and financial expertise held office on the board did not exceed 60 days, nonetheless if your answer is (True/False), please indicate the period (in days) during which no such directors served on the board: 0.</i>	√		Mandatory Guideline Section 219 [D] of the Companies Law.
	C.	The number of directors who held office during the reporting year was: Directors with accounting and financial expertise: <u>7</u> . Directors with professional qualifications: <u>4</u> . <i>If there were such changes in the number of directors during the reporting year, please provide information of the lowest number (other than during a period of 60 days from the change) of each class of directors who held office during the reporting year.</i>	-----	-----	Sections 92(A) (12), 219(D), 240(1a) of the Companies Law and Regulations 10 (B)(9)(a) and 48 (C)(9) of the Reporting Regulations.

			True	False	Guideline
12.	A.	On the date of appointment of an external director during the reporting year, the Company was in compliance with the provisions of Section 239(D) of the Companies Law concerning the composition of the Board of Directors with regard to representation of both men and women. <input type="checkbox"/> <i>Not applicable (no external director was appointed during the reporting year)</i>	√	-----	Mandatory Guideline Section 239 (D) of the Companies Law.
	B.	Throughout the reporting year, the Board of Directors was composed of both men and women. If your answer is False - indicate the period (in days) during which this did not occur: _____. <i>You may answer True for this question if the period during which the board did not include both men and women did not exceed 60 days, nonetheless if your answer is (True/False), please indicate the period (in days) during which the board did not include both men and women: 0.</i>	√		Companies Law - Section 2 of the first Addendum (Recommended Corporate Governance Guidelines).
	C.	The number of men and of women serving on the Company's Board of Directors at the date of publication of this questionnaire: Men: 9; Women: 2.	-----	-----	

Board Meetings (and Convening of the General Meeting)

						True	False	Guideline
13.	A.	Number of Board of Directors' meetings held during each quarter in the reporting year:				-----	-----	Sections 97, 98 and 224A of the Companies Law
		Q1	5					
		Q2	8					
		Q3	3					
		Q4	8					
	B.	Indicate, alongside the names of the Company's directors who held office during the reporting year, their rate of participation in meetings of the Board of Directors (in this subsection, including meetings of the Board of Directors' committees to which they belong, as noted below), held during the reporting year (and with regard to their term of office): (Please insert additional lines according to the number of directors)				-----	-----	
		Director's Name	Participation in Board of Directors Meetings	Participation in Audit Committee meetings (with regard to a company director serving on this committee)	Participation in meetings of the Financial Statements Review Committee (with regard to a company director serving on this committee)	Participation in meetings of other Board of Directors' committees on which he/she serves (by indicating the name of the committee)		
		Shaul Elovitch - Chairman of the Board of Directors	100%	-	-	-		
		Ytzhak Edelman	96%	100%	100%	Compensation Committee – 100% Holdings in YES Committee – 100%		
		Yehoshua Rosenzweig	80%	93%	100%	Compliance Committee – 100% Compensation Committee – 100%		
		Mordechai Keret	100%	100%	100%	Compliance Committee - 100% Compensation Committee – 100% Holdings in YES Committee - 100%		
		Eldad Ben-Moshe	100%	100%	-	-		
		Amikam Shorer	100%	-	-	Compliance Committee - 100%		
		Orna Elovitch-Peled	92%	-	-	-		
		Or Elovitch	100%	-	-	-		
		Felix Cohen	96%	-	-	-		
		Rami Nomkin	100%	-	-	-		
		Tali Simon	96%	92%	100%	Compensation Committee – 82% Holdings in YES Committee – 100%		
		Yair David	92%	-	-	-		

		True	False	Guideline
14.	In the reporting year, the Board of Directors held at least one discussion concerning the management of the Company's businesses by the CEO and his subordinate officers, at which they were not present, after they were given the opportunity of expressing their position.		X	Companies Law - Section 5 of the first Addendum (Recommended Corporate Governance Guidelines).
15.	In the reporting year, an annual general meeting was convened (no later than fifteen months following the last annual general meeting).	√		Mandatory Guideline Section 60 of the Companies Law.

Segregation of Duties between the CEO and the Chairperson of the Board of Directors		True	False	Guideline
16.	Throughout the reporting year, the Board of Directors of the Company was chaired by a chairperson. You may answer True for this question if the period during which the board was not chaired by a chairperson did not exceed 60 days (as set forth in section 363A(2) of the Companies Law) nonetheless if your answer is (True/False), please indicate the period (in days) during which the board was not chaired by a chairperson: __0__.	√		Mandatory Guideline Section 94 (a) of the Companies Law.
17.	Throughout the reporting year, the Company was managed by a CEO. <i>You may answer True for this question if the period during which the Company was not managed by a CEO did not exceed 90 days (as set forth in section 363A(6) of the Companies Law) nonetheless if your answer is (True/False), please indicate the period (in days) during which the Company was not managed by a CEO: 0.</i>	√		Mandatory Guideline Section 119 of the Companies Law.
18.	In a company in which the Chair of the Board of Directors also acts as the CEO and/or exercises his/her authority, the CEO/Chair duality was approved in accordance with the provisions of Section 121 (C) of the Companies Law. If your answer is True - please refer here to the immediate report for the general meeting at which such duality and/or exercise of authority was approved: _____. X Not applicable (since such duality does not exist in the Company).	-----	-----	Mandatory Guideline Sections 95 and 121 of the Companies Law
19.	The CEO <u>is not</u> a relative of the Chair of the Board of Directors. If your response is False (i.e., the CEO is related to the board chair) -	√		Sections 95 and 121 of the Companies Law
	A. Please indicate the relationship between the parties: _____.	-----	-----	
	B. The office was approved in accordance with Section 121(C) of the Companies Law: <input type="checkbox"/> Yes <input type="checkbox"/> No (Mark an X in the appropriate box).	-----	-----	
20.	The Controlling Shareholder or their relatives <u>do not</u> serve as CEO or as other senior officers in the Company, other than as directors. <input type="checkbox"/> Not applicable (the Company has no controlling shareholders).	√		Section 106 of the Companies Law.

Audit Committee

			True	False	Guideline
21.		All the external directors served on the Audit Committee during the reporting year.	√		Mandatory Guideline Section 115 of the Companies Law.
22.		The Chair of the Audit Committee is an external director.	√		Mandatory Guideline Section 115 of the Companies Law.
23.		The following persons <u>did not</u> serve on the Audit Committee during the reporting year:	-----	-----	Mandatory Guideline Section 115 of the Companies Law.
	A.	Controlling Shareholder or their relative. <input type="checkbox"/> Not applicable (the Company has no controlling shareholders).	√		
	B.	Chair of the Board of Directors.	√		
	C.	A director employed by the Company or by the Company's Controlling Shareholder, or by another company controlled by them.	√		
	D.	A director who regularly provides services to the Company, or to the Company's Controlling Shareholder, or to a company controlled by them.	√		
	E.	A director whose primary source of income is the Controlling Shareholder. <input type="checkbox"/> Not applicable (the Company has no controlling shareholders).	√		
24.		Persons who are not eligible to be a member of the Audit Committee, including the Controlling Shareholder or their relatives, did not participate in Audit Committee meetings during the reporting year, other than pursuant to the provisions of Section 115(E) of the Companies Law.	√		Mandatory Guideline Section 115 (e) of the Companies Law.

			True	False	Guideline
25.		The requisite quorum for discussion and decision making at all Audit Committee meetings held during the reporting year was a majority of the Committee's members, whereby the majority of the participants were independent directors and at least one was an external director. If your response is False - please indicate the number of meetings at which this requirement was not met: _____.	√		Mandatory Guideline Section 116A of the Companies Law
26.		The Audit Committee held at least one meeting during the reporting year with the participation of the Internal Comptroller and the Auditor, as the case may be, and in the absence of Company officers who are not members of the Audit Committee, concerning flaws in the management of the Company's business.	√		Section 6 of the First Addendum (Recommended Corporate Governance Guidelines)
27.		Every Audit Committee meeting with the participation of persons who are not eligible to serve as members of the Committee, was with the approval of the Committee Chair and/or at the request of the Committee (with respect to the Company's legal counsel and secretary, who are not a Controlling Shareholder or his/her relative).	√		Mandatory Guideline Section 115 (a) of the Companies Law.

Duties of the financial statements review committee ("the Committee") prior to the approval of the financial statements

			True	False	Guideline
28.	A.	Indicate the time (in days) set by the Board of Directors as reasonable time for providing recommendations prior to the Board of Directors' meeting at which periodic or quarterly statements will be approved: <u>3 days when approving periodic reports, and 2 days when approving quarterly reports.</u>	----	----	Mandatory Guideline Regulation 2 (3) of the Financial Statement Approval Regulations
	B.	Actual number of days that elapsed between the date on which the recommendations were sent to the Board of Directors and the date on which the financial statements were approved: Q1 Report 3 days Q2 Report 3 days Q3 Report 3 days 2013 Annual Report 3 days	----	----	
	C.	Number of days that elapsed between the date on which the draft of the financial statements was sent to the directors and the date on which the financial statement were approved: Q1 Report 3 days Q2 Report 3 days Q3 Report 3 days 2013 Annual Report 5 days			

		True	False	Guideline
29.	The Company's Auditor was invited to all meetings of the Committee and of the Board of Directors, and the Internal Comptroller was notified of the convening of such meetings, at which the Company's financial statements for the quarters of the reporting year were discussed.	√		Mandatory Guideline Section 168 of the Companies Law, regulation 2(2) of the Financial Statement Approval Regulations.
30.	During the reporting year, the Committee was in compliance with all the conditions as set forth below:	-----	-----	Mandatory Guideline Regulation 3 of the Financial Statement Approval Regulations
A.	The number of Committee members was not less than three (during the Committee's discussion and approval of said reports).	√		
B.	All the conditions pursuant to Section 115 (b) and (c) of the Companies Law were met (with regard to the office of the members of the Audit Committee).	√		
C.	The Committee's Chair is an external director.	√		
D.	All the Committee's members are directors and the majority are independent directors.	√		
E.	All the members of the Committee can read and understand financial statements, and at least one of the independent directors has accounting and financial expertise	√		
F.	The Committee members provided declarations prior to their appointment.	√		
G.	The requisite quorum for the Committee's discussions and decisions was a majority of its members, provided that the majority of the participants consisted of independent directors and at least one was an external director.	√		
	If your answer is False concerning one or more of the subsections to this question, please specify for which report (periodic/quarterly) the condition was not met: -----.	-----	-----	

Auditor

		True	False	Guideline
31.	The Audit Committee (and/or the Financial Statements Review Committee) was convinced, near the date of approval of the periodic report, that the scope of the Auditor's work and the fees for the reporting year were appropriate for carrying out a proper audit.	√		Section 117 (5) of the Companies Law.
32.	<p>Prior to the appointment of the Auditor, the Audit Committee (and/or the Financial Statements Review Committee) sent its recommendations to the relevant entity within the Company, with regard to the scope of the auditors' work and conditions of employment.</p> <p><input type="checkbox"/> Not applicable (an auditor was not appointed during the reporting year)</p> <p>If your answer is True - indicate whether the relevant entity within the Company acted in accordance with the recommendations of the Audit Committee (and/or the Financial Statements Review Committee).</p> <p>√ Yes – <u>The Board of Directors acted in accordance with the recommendations of the Company's Financial Statements Review Committee.</u></p> <p><input type="checkbox"/> No (if your response is No, please specify in the concluding notes to this questionnaire, how the competent entity (indicating its name) was convinced concerning the scope of the auditors' work and their fee.</p> <p>(Mark an X in the appropriate box).</p>	√		Section 117 (5) of the Companies Law.
33.	During the reporting year, the Audit Committee (and/or the Financial Statements Review Committee) examined that there were no restrictions on the Auditor's work.	√		The Securities Law and its Regulations (regarding "Duly Audited Statements")
34.	During the reporting year, the Audit Committee (and/or the Financial Statements Review Committee) discussed with the Auditor the findings of the audit and their implications.	√		Regulation 2 of the Financial Statement Approval Regulations, the Companies Law - section 6 of the first Addendum (Recommended Corporate Governance Guidelines).
35.	<p>The Audit Committee (and/or the Financial Statements Review Committee) was satisfied, prior to the appointment of the Auditor, that the Auditor's qualifications were appropriate for carrying out the audit of the Company, in view of the nature and complexity of the Company's operations.</p> <p><input type="checkbox"/> Not applicable (an auditor was not appointed during the reporting year)</p>	√		The Securities Law and its Regulations (regarding "Duly Audited Statements").

		True	False	Guideline
36.	Specify the number of years in office of the partner attending to the accounting firm of the Auditor in its work (as the Company's auditor) 1.	-----	-----	The Securities Law and its Regulations (regarding "Duly Audited Statements").
37.	In the reporting year, the Auditor participated in all the meetings of the Financial Statements Review Committee to which the Auditor was invited.	√		Section 168 (b) of the Companies Law, Regulation 2 of the Financial Statement Approval Regulations.

Transactions with Interested Parties

		True	False	Guideline
38.	The Company adopted a procedure, approved by the Audit Committee, dealing with interested-party transactions, in order to ensure that such transactions are duly approved.	√		Sections 117, 253, 255 and 270-278 of the Companies Law
39.	<p>The Controlling Shareholder or a relative (including a company under their control) are not employed by the Company and do not provide it with management services.</p> <p>If your response is False (i.e., the Controlling Shareholder or a relative are employed by the Company or provide it with management services) please indicate -</p> <p>- The number of relatives (including the Controlling Shareholder) employed by the Company (including companies under their control and/or through a management company) is: <u>See note at end of the questionnaire.</u></p> <p>- Were their employment contracts and/or management service agreements duly approved by the bodies prescribed by law?</p> <p><input checked="" type="checkbox"/> Yes - <u>The Controlling Shareholder of the Company provides the Company with management services in accordance with an updated agreement approved by the General Meeting on June 13, 2013.</u></p> <p><input type="checkbox"/> No</p> <p>(Mark an X in the appropriate box)</p> <p><input type="checkbox"/> Not applicable (the Company has no controlling shareholders). _____.</p>		X	Section 270 (4) of the Companies Law.

		True	False	Guideline
40.	<p>To the best of the Company's knowledge, the Controlling Shareholder does not have other businesses in the Company's area of operations (in one or more areas). <u>See note at the end of the questionnaire.</u></p> <p>If your response is False, please indicate whether an arrangement has been made between the Company and its Controlling Shareholder for delimiting the operations:</p> <p><input type="checkbox"/> Yes</p> <p><input type="checkbox"/> No</p> <p>(Mark an X in the appropriate box)</p> <p><input type="checkbox"/> Not applicable (the Company has no controlling shareholders).</p>	√		Section 254 of the Companies Law, Section 36 of the Securities Law (Important Information for a Reasonable Investor)

Concluding Notes to the Questionnaire

1. Board of Directors Autonomy and Directors' Qualifications and Expertise

Sections 1+13 - Tali Simon was appointed as an external director of the Company as of January 21, 2013.

Section 2B – As of the date of publication of this questionnaire, the Company has five (5) independent directors, out of which three (3) are external directors. Everywhere in this questionnaire where reference is made to an independent director, the definition also refers to an external director.

Section 3 – In respect of the classification by the Audit Committee of the relationship of an independent director as a negligible relationship, see the Company's immediate report dated December 23, 2013 (Reference No. 2013-01-104455). The relationship was approved retroactively, near the date it became known to the Company.

2. Board of Directors' Meetings (and Convening of General Meetings)

Section 13B – A. In the reporting year, three (3) Board meetings were held, whose agendas included only one topic related to issues that the Controlling Shareholder had a personal interest in. In those meetings, and pursuant to the law, the Controlling Shareholder and its representatives were not present at the meeting; that is, directors: Shaul Elovitch, Or Elovitch, Orna Elovitch-Peled, Amikam Shorer and Felix Cohen. The rate of their participation in Board of Directors' meetings indicated in the table above has been calculated after neutralizing these meetings. B. Director Tali Simon began serving as an external director during the reporting year, on January 21, 2013. C. The rate of participation of the directors in the meetings of the Board of Directors and its committees are indicated in approximate percentages. D. The Holdings in Yes Committee is the special independent committee appointed as indicated in the immediate report dated November 3, 2013 (Reference 2013-01-180618).

3. **Auditor**

Section 37 – The partner attending to the audit accounting firm has been in office for approximately one year. The Company's previous partner attending to the audit accounting firm participated in the meeting of the Financial Statements Review Committee in which the annual financial statements for the year 2012 were approved. As of the meeting following the aforementioned meeting, the current partner attending to the audit accounting firm was invited to participate and participated in all meetings of the Financial Statements Review Committee.

4. **Transactions with Interested Parties**

Section 39 - The Company and companies under its control do not employ controlling shareholders or their relatives. Eurocom Communications Ltd. ("Eurocom"), which is controlled by the Controlling Shareholder of the Company, provides the Company with management services. As part of the management services, Eurocom puts at the disposal of the Company the services of the Chair of the Board of Directors, Mr. Shaul Elovitch, as well as the services of consultants on behalf of the management company, including Or Elovitch, the son of the Controlling Shareholder.

Section 40 - The Controlling Shareholder is not directly involved with the Company's operations. Notwithstanding, note that companies under his control constitute (and constituted over the years, prior to the acquisition of the control in the Company), suppliers of key services, equipment and other means that the Company and its subsidiaries and affiliates purchase for running their operations. The key products and services purchased from companies controlled by the Controlling Shareholder as aforementioned are cellular telephony and landline terminal equipment, decoders, and satellite capacity for cable television services. In addition, as to the date of publication of this report, 51% of DBS Ltd.'s shares are held in trust by a trustee for the Controlling Shareholder. It should also be noted that the Controlling Shareholder engages in the distribution, through distributors, of a specific product that is also sold by a subsidiary of the Company acting as a distributor. In terms of the Company, the scope of operations is negligible.

March 5, 2014
Date

Bezeq – The Israel Telecommunication Corp.
Ltd

Signatories and their positions:

Shaul Elovitch, Chairman of the Board of Directors

Mordechai Keret, Chairman of the Audit Committee

Yitzhak Edelman, Chairman of the Financial Statements Review Committee