

The background of the slide is a high-quality image of the Earth as seen from space, showing the blue curvature of the planet and the blackness of the void. In the top left corner, the Spacecom logo is displayed in white, with the tagline 'A Bridge to the Future: Today' in a smaller font below it.

SPACECOM

A Bridge to the Future: Today

Spacecom

Capital Market Presentation Q2 - 2022

Legal clarification

The presentation does not include all the information that may be relevant for the purpose of making any decision regarding investment in the company's securities and does not exhaust all the data regarding the company and its activities. Everything stated in the presentation is subject to what is stated in the relevant published reports of the company on the distribution sites of the Securities Authority and the Stock Exchange and is not intended to replace their review.

It is also clarified that a significant part of the information presented in this presentation is taken and/or derived from the company's reports, although it is presented centrally and/or graphically and/or concisely, and therefore, this presentation does not substitute the review of the company's reports.

In this presentation, the company included forward-looking information, as defined in the Securities Law, 1968-5778. Such information includes, among other things, forecasts, goals, assessments and estimates, including information presented in the form of illustrations and/or graphs **and/or tables, which relate for future events and/or matters whose realization is uncertain and may be affected by factors that cannot be estimated in advance and are not under the control of the company. Forward-looking information is based on information known to the company's management at the time of this presentation, including assessments of the company's areas of activity, market conditions, and its past experience and data and publications that were published or provided by various entities that were not independently examined by the management and the company is not responsible for their correctness. The realization of the forward-looking information, in whole or in part, or in a different way than the company estimated, or its non-realization, will be affected, among other things, from the risk factors that characterize the company's activity, from the developments in the general environment and the external factors, which affect the company's activity, from changes in the requirements of the customers and/or the relevant markets, the company's ability to sign future contracts and their existence and dependence on third parties with whom the company has contracted and/or will contract.**

The company does not undertake to update and/or change the information included in the presentation in order to reflect events and/or circumstances that will apply after the date of the presentation.



SPACECOM
A Bridge to the Future. Today

Spacecom

Founded in 1992

The AMOS fleet consists of 4 active communication satellites

Tel Aviv Stock Exchange IPO in 2005



AMOS 3



AMOS 4



AMOS 7



AMOS 17

Ownership

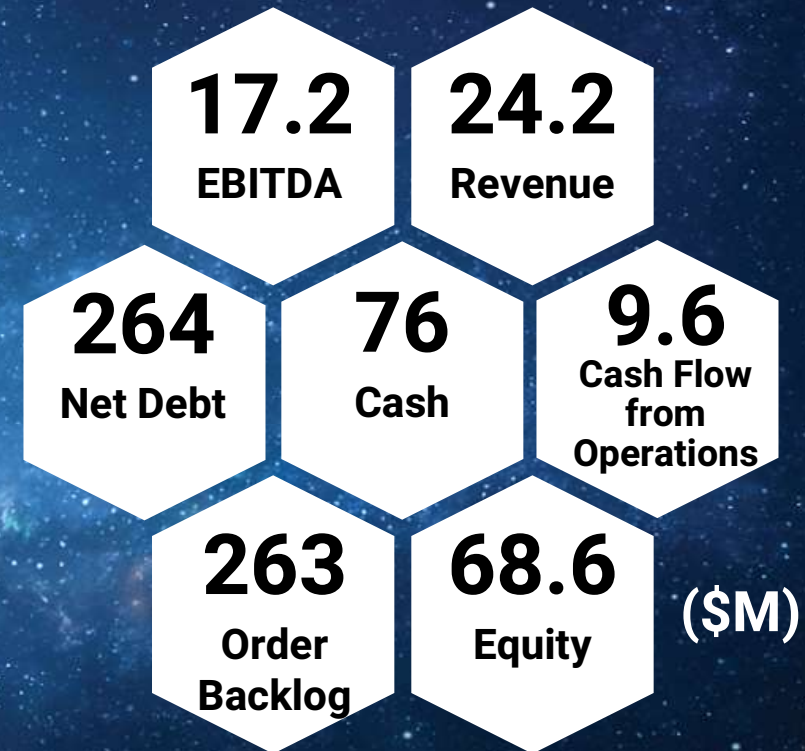
- 47% Eurocom (in Receivership)
- 49% Publicly held
- 4% GSSC

Through its satellites, Spacecom supplies communication services, TV, data and internet over 4 continents

First Satellite Launched in 1996

Q2 2022 Summary

- ▶ AMOS-17 Satellite Revenue Growth
 - ▶ 91% higher compared to Q2 2021
 - ▶ 10% higher compared to Q1 2022
- ▶ Growth of 70% in total Gross Revenue compared to Q2 2021
- ▶ Reduction of corporate debt by US\$52M
 - ▶ Buyback of Bonds in the value of US\$28M
 - ▶ Repayment of US\$24M of Bond (series P)
- ▶ Change in Accounting policy
- ▶ Going concern disclosure due to the current yields of certain company bonds
- ▶ Order Backlog of US\$263M
- ▶ US\$76M Cash balance

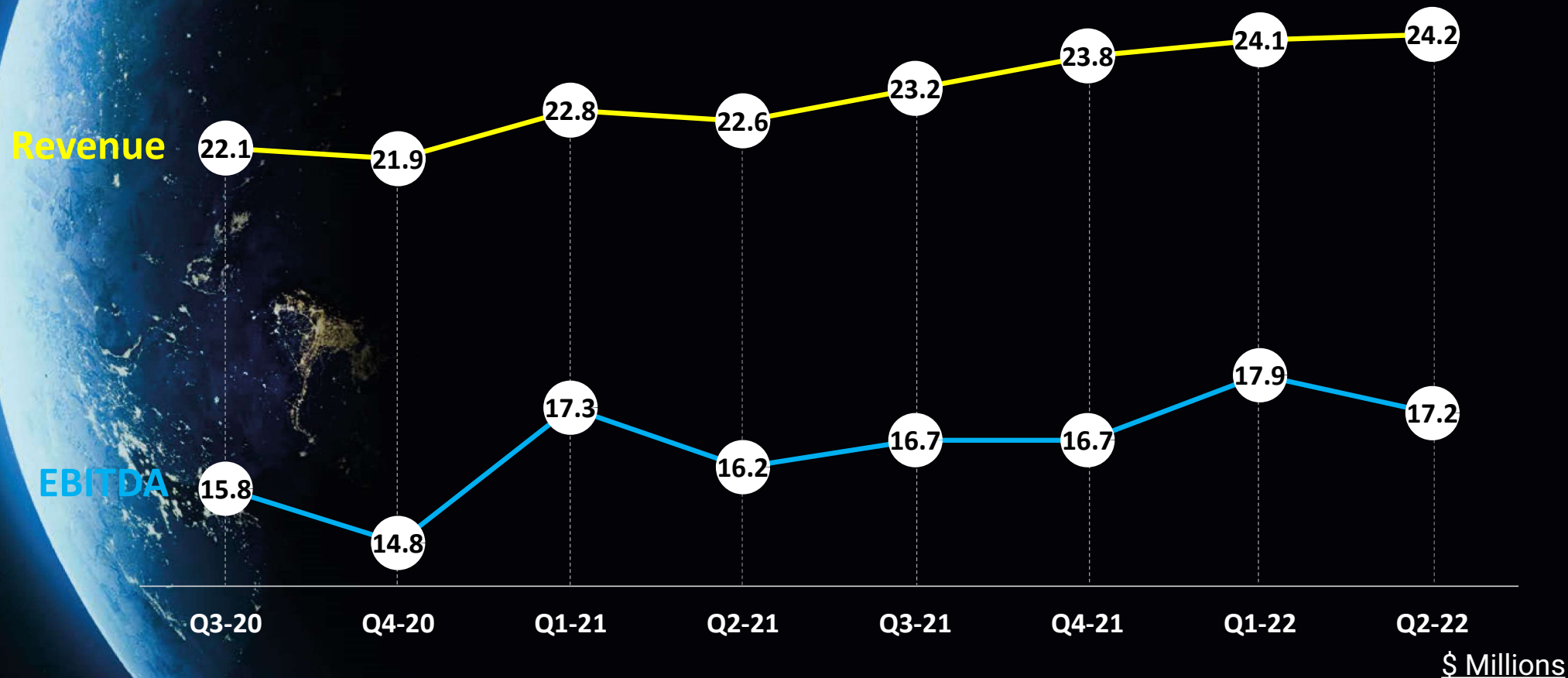


Signed Agreements exceeding US\$260M

<i>(millions of US\$)</i>	Orbital Location	Backlog	Revenue ¹	Book Value	End of Life
AMOS-3	4°W	108	53	69	2026
AMOS-7		32		38	2025
AMOS-4	65°E	63	17	51	2028
AMOS-17	17°E	47	27	205	2042
Other		13	3		
Total		263	100		

¹Based on annualized run-rate revenue per Q2

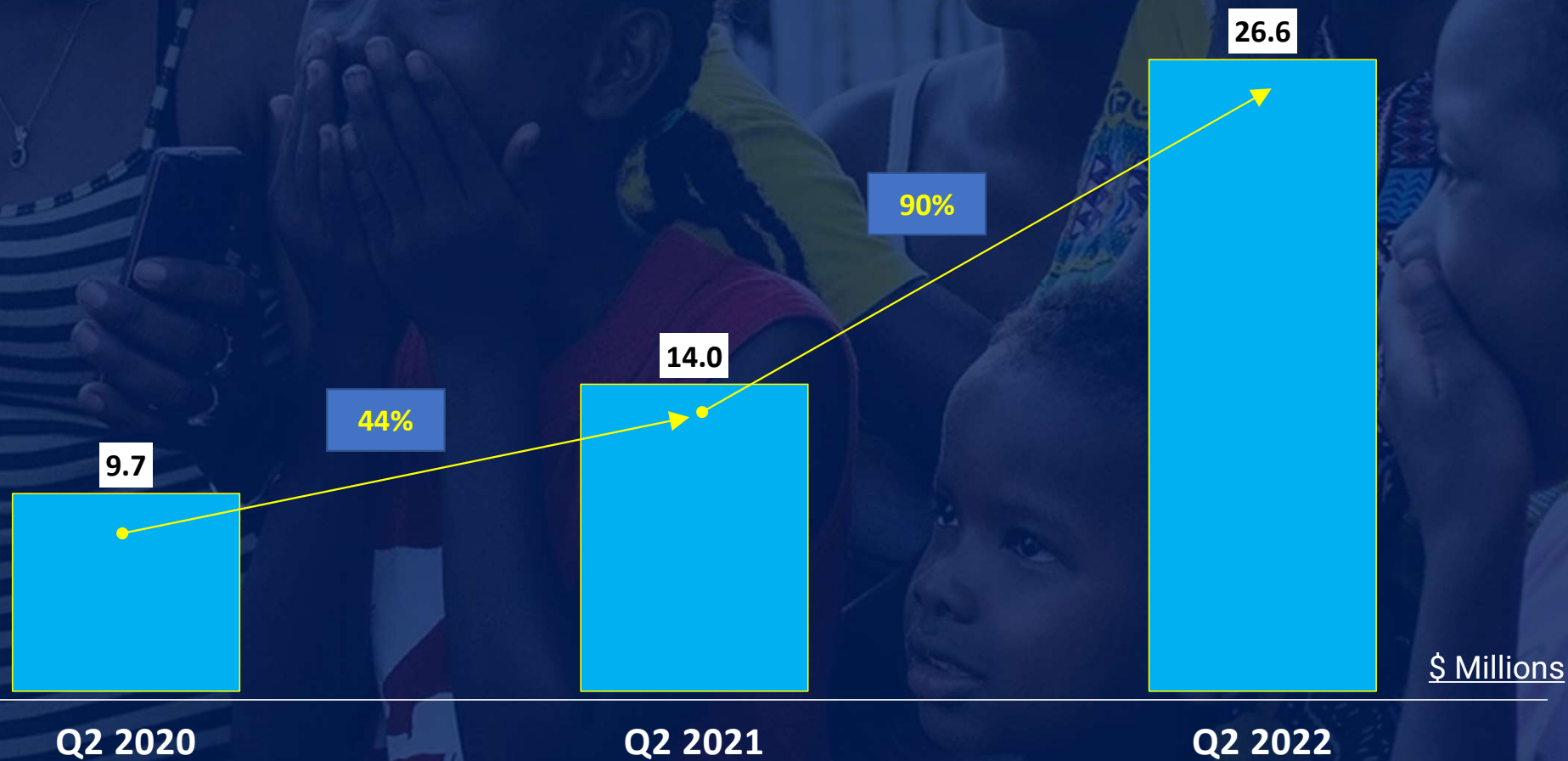
EBITDA and Revenues, last 24 months



AMOS-17 Revenue from Services grew to a run-rate of US\$27M in 2022 Compared to Previous year run-rate of US\$14M



Growth in AMOS-17 Run-Rate Revenue 90% in Q2-22 Compared to Q2-21 Accelerated Growth Rate



Main events in the last 12 months

US\$9M

Extension of Communication
Services in Europe agreement
on AMOS-3

July 2021

US\$14M

Two Year Extension Deal with
YES regarding AMOS-7

July 2021

US\$5M

Agreement with Global
Provider of Maritime
Communication Services on
AMOS-17 for 2.2 Years

November 2021

US\$4M

Extension of Communication
Services Deal in Africa on
AMOS-7

December 2021

Main events in the last 12 months (cont.)

Extension of AMOS-7 Lease Agreement

Lease Agreement Extension
with AsiaSat for AMOS-7.
Reduction of Annual Service
Payment from US\$22M to
US\$14M.

July 2021

US\$6.9M

Agreement with GetSAT for
Satellite Services on
AMOS-17 for two years.

April 2022

Public Share Offering

Board of Directors Authorizes
Share Offering to Public

August 2022

Investment in Company

Ministry of Communication
Examining permit to allow
purchase of 20% of company's
shares to 4iG with an option to
increase holdings to 51% with
Ministry's approval

August 2022

Shares Options transaction

The receiver of Eurocom
Communications Ltd. entered into an
agreement, which grants the company
owned by Aaron Frenkel an option to
purchase 26% of the company's shares,
fully diluted, against payment of an
exercise price of 4.584 NIS per share

August 2022

Summary of Financial Results (US\$M)

P&L Summary

	H1-2022	2021	2020	2019	2018
4°W Revenue	\$27	\$59	\$59	\$60	\$59
65°E Revenue	8	17	18	21	19
17°E Revenue	13	16	10	2	1
Revenue from Equipment Sales	-	2	-	-	-
Total Revenue	\$48	\$94	\$88	\$82	\$80
Operating Expenses, excl. depreciation	(13)	(27)	(24)	(20)	(33)
EBITDA	\$35	\$67	\$64	\$62	\$48
<i>EBITDA margin</i>	<i>73%</i>	<i>71%</i>	<i>73%</i>	<i>76%</i>	<i>59%</i>

Balance Sheet Summary June 30, 2022



Assets	
Cash and Cash Equivalents	76
Accounts receivable	37
AMOS-3 Fixed Asset	69
AMOS-4 Fixed Asset	51
AMOS-17 Fixed Asset	205
Other Fixed Assets	3
Rights to use asset, AMOS-7 lease & other	58
Total Assets	499
Liabilities	
Accounts Payable, payable expenses & Other	20
Bonds (Series P)	216
Bonds (Series Q)	52
Bonds (Series R)	51
Loans from Banking Institutions	19
Total Financial Liabilities	338
Leasing liabilities, AMOS-7 lease & other	50
AMOS-3 GOI prepayment	22
Total Liabilities	430
Total Shareholders' Equity	69
Total liabilities & Shareholders' Equity	499

Change in Accounting Policy

- ▶ Until, and including March 31, 2022, the company measured the value of its satellites on the basis of cost deducted by depreciation and amortization
- ▶ As of Q2 2022, the company measures the value of its satellites on a fair value basis in accordance with a revaluation model. In the company's estimation, the measurement based on fair value is a reliable and more relevant measurement basis in regard to the economic value of the company's assets and equity
- ▶ When performing a revaluation, the increase in the value of the satellites is recorded under Other Comprehensive Income, deducted by the Tax effect, and accumulated as a Revaluation Fund

(US\$M)	Depreciated Value Prior to Implementation	Fair Value After Implementation as reported in the Financial Statements	Value addition (reduction) as of June 30, 2022
AMOS-17	227.6	205.3	(22.3)
AMOS-4	55.2	51.3	(3.9)
AMOS-3	44.4	68.7	24.3
Total	327.2	325.3	(1.9)

Securities for Bond (series P), \$M

	End of Life	Book Value	Insurance Coverage	Order Backlog
 AMOS- 3	2026	69	73	108
 AMOS-17	2042	205	287	47
Total		274	360	155

Bonds (series P)

\$216M

*Data as of 30.06.2022

The Capitalized EBITDA of AMOS-17 and AMOS-3 is Higher than Future Refinancing Requirements

Net Present Value	1.1.2023	1.1.2024	1.1.2025
0%	752	717	674
5%	493	481	461
10%	351	350	340
15%	269	271	265

- ▶ Based on EBITDA Forecasts from the June 30, 2022 Valuation
- ▶ Revenue from the AMOS-3 Government of Israel prepayment were deducted
- ▶ AMOS-17's expected remaining life as of June 30, 2022 is approximately 20 years
- ▶ The outstanding balance of Bond (series P) as of June 30, 2022 is US\$216M. The bond is expected to be repaid on June 30, 2023 (US\$48M) and on June 30, 2024 (US\$168M)

Securities for Bond (series R), \$M



AMOS-4

End of Life

2028

Book Value

51

**Insurance
Coverage**

92

Order Backlog

63

\$51M

Bonds (series R)

* Data as of 30.06.2022

Summary

- ▶ Continued revenue growth from AMOS-17 to an annual run-rate of US\$27M
- ▶ EBITDA of US\$17M in Q2 (US\$35M for H1)
- ▶ Order backlog of more than US\$260M
- ▶ Reduction of debt by US\$52M during Q2
- ▶ US\$76M Cash Balance
- ▶ Eurocom agreement with Frenkel for an option to purchase 26% of the company's shares, fully diluted, at an exercise price of NIS 4.584 per share
- ▶ Approval in principle was received from the Ministry of Communications for an investment plan in Spacecom by the 4iG company
- ▶ The company's board of directors decided to carry out a public share offering



Thank You

Capital Market Presentation Q2 - 2022

SPACECOM
A Bridge to the Future. *Today*