
**UNITED STATES
SECURITIES AND EXCHANGE COMMISSION**
Washington, D.C. 20549

FORM 6-K

REPORT OF FOREIGN ISSUER
PURSUANT TO RULE 13a-16 OR 15d-16 OF THE
SECURITIES EXCHANGE ACT OF 1934

For the month of March 2016

TAT TECHNOLOGIES LTD.
(Translation of registrant's name into English)

P.O.BOX 80, Gedera 70750 Israel
(Address of registrant's principal executive office)

Indicate by check mark whether the registrant files or will file annual reports under cover Form 20-F or Form 40-F.

Form 20-F ☒ Form 40-F ☐

Indicate by check mark if the registrant is submitting the Form 6-K in paper as permitted by Regulation S-T Rule 101 (b) (1): ☐

Indicate by check mark if the registrant is submitting the Form 6-K in paper as permitted by Regulation S-T Rule 101 (b) (7): ☐

Indicate by check mark whether the registrant by furnishing the information contained in this Form is also thereby furnishing the information to the Commission pursuant to Rule 12g3-2(b) under the Securities Exchange Act of 1934.

Yes ☐ No ☒

If "Yes" is marked, indicate below the file number assigned to the registrant in connection with Rule 12g3-2(b): 82- _____

About TAT Technologies LTD.

TAT Technologies Ltd. is a leading provider of services and products to the commercial and military aerospace and ground defense industries. TAT operates under four segments: (i) Original Equipment Manufacturing or “OEM” of Heat Management Solutions (ii) Heat Transfer Services and Products (iii) Maintenance, Repair and Overhaul or “MRO” services of Aviation Components and (iv) overhaul and coating of certain jet engine components.

TAT’s activities in the area of OEM of Heat Management Solutions primarily include the design, development, manufacture and sale of (i) a broad range of heat transfer components (such as heat exchangers, pre-coolers and oil/fuel hydraulic coolers) used in mechanical and electronic systems on-board commercial, military and business aircraft; (ii) environmental control and cooling systems on board aircraft and for ground applications; and (iii) a variety of other electronic and mechanical aircraft accessories and systems such as pumps, valves, power systems and turbines.

TAT’s activities in the area of Heat Transfer Services and Products include the maintenance, repair and overhaul of heat transfer equipment and in a lesser extent, the manufacturing of certain heat transfer products. TAT’s Limco subsidiary operates FAA certified repair station, which provides heat transfer MRO services and products for airlines, air cargo carriers, maintenance service centers and the military.

TAT’s activities in the area of MRO services for Aviation Components include the maintenance, repair and overhaul of APUs, Landing Gear and other aircraft components. TAT’s Piedmont subsidiary operates an FAA certified repair station, which provides aircraft component MRO services for airlines, air cargo carriers, maintenance service centers and the military.

TAT’s activities in the area of jet engine overhaul includes the overhaul and coating of jet engine components, including turbine vanes and blades, fan blades, variable inlet guide vanes, afterburner flaps and other components.

For more information of TAT Technologies Ltd., please visit our web-site: www.tat-technologies.com

Contact:
Mr. Guy Nathanzon
CFO
Tel: +972-8-8628500
guyn@tat-technologies.com

SIGNATURES

Pursuant to the requirements of the Securities Exchange Act of 1934, the registrant has duly caused this report to be signed on its behalf by the undersigned, thereto duly authorized.


TAT TECHNOLOGIES LTD.
(Registrant)

By: /s/ Guy Nathanzon
Guy Nathanzon
Chief Financial Officer

Date: March 1, 2016



Corporate Presentation March 2016



TAT Technologies

Forward Looking Statements

This presentation may contain certain forward-looking statements within the meaning of the “safe harbor” provisions of the Private Securities Litigation Reform Act of 1995. Generally, the words “expects,” “anticipates,” “targets,” “goals,” “projects,” “intends,” “plans,” “believes,” “seeks,” “estimates,” variations of such words and similar expressions identify forward-looking statements and any statements regarding TAT’s future financial condition, results of operations and business are also forward-looking statements. These forward-looking statements involve certain risks and uncertainties. Factors that could cause actual results to differ materially from those contemplated by the forward-looking statements include, among others, the following factors: continued compliance with government regulations; competition in the industry in which TAT does business; TAT’s business strategy and plans; exchange rate fluctuations; general economic conditions; and political, economic and military conditions in Israel.

Any forward-looking statements in this presentation are not guarantees of future performance, and actual results, developments and business decisions may differ from those contemplated by those forward-looking statements, possibly materially. Except as otherwise required by applicable law, TAT disclaims any duty to update any forward-looking statements.

Additional discussions of risks and uncertainties that may affect the accuracy of forward-looking statements included in this presentation or which may otherwise affect TAT’s business is included under the heading “RISK FACTORS” in TAT’s filings on Forms 20-F and 6-K, which are filed from time to time.

Investment Highlights

TAT is a leading provider of heat management solutions, related accessories and services for the aerospace and defense industries.

Target markets

- ✓ *Design and Manufacturing (OEM)*
Heat management solutions: components and systems
- ✓ *Maintenance, repair and overhaul (MRO)*
Heat management solutions, APU, landing gears, jet engines blades



TAT Group - Key Facts

Founded in 1969

Acquired Limco in 1993

Acquired Piedmont in 2005

Acquired Chromalloy Israel in 2015

> 100 customers

(Boeing, Lockheed Martin,
Airbus, Embraer ...)

NASDAQ and
Tel Aviv stock
exchange traded
(Ticker: TATT)

Revenue:

YTD Dec 31 2014: \$ 80.7M

YTD Dec 31 2015: \$ 85.6M

Net Income:

YTD Dec 31, 2014 : \$ 1.4M

YTD Dec 31, 2015 : \$ 5.8M

More than 600 employees in 4 locations:

Gadera and Kiryat Gat, Israel
Tulsa, Oklahoma, USA
Kernersville, North Carolina, USA

54% held by Fimi
Opportunity Funds

TAT Group -Senior Management

Samuel Vlodinger

Chairman of the Board

- In position since August 2013
- Chairman of the Board of Tadir-Gan Precision Products, Raval ACS, Bagir Group, and Ginegar Plastic Industries

Itsik Maaravi

CEO

- In position since January 2012
- Prior experience:
- CEO-Piedmont;
- CMO-Limco-Piedmont Inc.
- VP Marketing & BD - Kamor Aviation
- Director of sales - Israel Aerospace Industries

Guy Nathanzon

CFO

- In position since July 2015
- Prior experience:
- CFO- Altair-Semiconductors
- CFO - Provigent - acquired by Broadcom (NASDAQ: BRCM)
- Senior auditor - PwC

Aviation Industry - Market Trends

Key indicators 2011 to 2031		Demand by region 2012 to 2031		
Growth measures		Region	New airplanes	Value (\$B)
World economy	3.2%	Asia Pacific	12,030	1,700
Gross domestic product (GDP)		Europe	7,760	970
Airplane fleet	3.5%	North America	7,290	820
Number of passengers	4.0%	Middle East	2,370	470
Airline traffic	5.0%	Latin America	2,510	260
Revenue passenger-kilometers (RPK)		CIS*	1,140	130
Cargo traffic	5.2%	Africa	900	120
Revenue tonne-kilometers (RTK)		Total	34,000	4,470

*Commonwealth of Independent States.

Current Market Outlook 2012-2031



Copyright © 2012 Boeing. All rights reserved.



Target Markets

1. *Design and manufacturing of heat management components*

- ✓ Heat exchangers
- ✓ Cold plates
- ✓ Oil Coolers
- ✓ Fuel submerged HX



Target Markets

2. *Design and manufacturing of heat management systems*

- ✓ From components to system level
- ✓ PECS: power electronics cooling systems
- ✓ Air Conditioning Systems



3. *Design and manufacturing of fuel flow accessories*

- ✓Fuel valves
- ✓Solenoid valves
- ✓Fuel control valves
- ✓Fuel pumps



4. Maintenance, repair and overhaul (MRO)

- ✓Heat Exchangers
- ✓APU
- ✓Landing gears
- ✓Jet engines blades



Commercial Platforms

Airbus

A300, A310, A319, A320, A321, A330



ATR

42, 72



Bombardier CRJ



Pilatus

PC-12



Boeing

737, 747, 767, 777



Sukhoi

Super Jet



Cessna

CJ-3, CJ-4, Citation-X, Caravan



Embraer

ERJ145, ERJ170, ERJ190



Defense Platforms

Boeing
F-15



Boeing
v22



Lockheed Martin
F-16



Boeing
F-18



Boeing
CH-47



Boeing
AH-64



Iron Dome



Sikorsky
CH-53



Sikorsky
UH-60



Component Locations



Component Locations

Main Gearbox
• Oil Cooler

Engine
• Oil Cooler

Hydraulic Systems
• Oil Cooler



Customer Base

OEM



Air Lines



Service centers



Air Forces



Strength / Differentiators

Technology



Over 40 years of experience - proven competence in demanding aerospace world

Manufacturing Expertise



Unique manufacturing capabilities - 4 facilities world wide, including dip brazing and vacuum brazing, EBW

Customers Relationships and Certifications



FAA, EASA, AS9100, Honeywell authorized repair center for APUs

Capabilities and Expertise

Certifications

- ✓AS 9100
- ✓ISO 9001
- ✓Preferred Supplier for: Boeing, Lockheed Martin
- ✓Aviation Authorities Certifications: FAA, EASA, DGAC, Thai, CAAV, NADCAP




Authorized Repair Station -

- ✓Honeywell



Growth Drivers

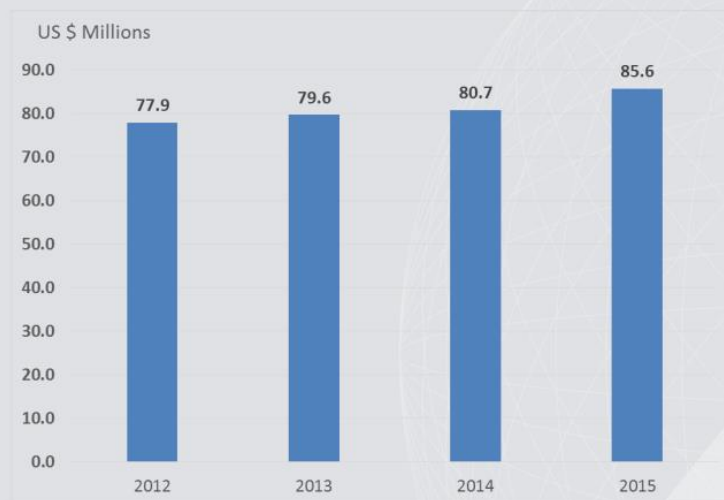
- ✓ *Going upstream in the chain (from components to systems)*
- ✓ *Enter into new platforms - aviation and ground*
- ✓ *Maintenance, repair and overhaul (MRO) of new parts*
- ✓ *Organic growth and acquisitions*
- ✓ *Expand to new territories: Eastern Europe, Asia, UK etc*



FINANCE

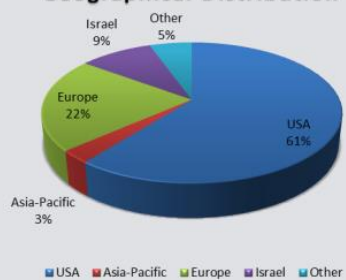


Revenue Trend

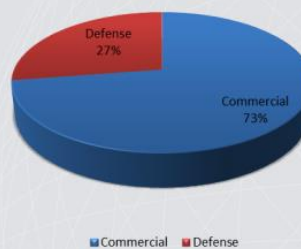


Revenue Trend

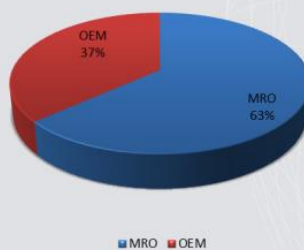
Geographical Distribution



Defense/Commercial



MRO/OEM



Financial Results - Annual

\$ Millions	2012	2013	2014	2015
Revenue	77.9	79.6	80.7	85.6
Gross Profit	18.5	17.8	16.2	13.7
Gross Margin	23.7%	22.4%	20.1 %	16.0%
Operating Income	5.4	5.3	3.8	5.6
Operating Margin	6.9%	6.7%	4.7%	6.5%
Net Income (loss)	-1.7	2.8	1.4	5.8
EBITDA	7.3	7.2	5.9	3.6
EBITDA %	9.4%	9.0%	7.3%	4.2%

Q4 2015:

Assessment of long term projects: decrease of \$ 2.1M in revenue and \$ 1.4M in net income

Chromalloy Israel acquisition: \$ 4.8M gain on bargain purchase, \$ 1.9M revenue for the period Oct 19, 2015 - Dec 31, 2015

Financial Results - Quarterly

\$ Millions	Q1'14	Q2'14	Q3'14	Q4'14	Q1'15	Q2'15	Q3'15	Q4'15
Revenue	18.4	20.6	20.3	21.4	20.5	21.5	21.9	21.7
Gross Profit	3.4	3.9	3.7	5.2	3.8	4.2	3.4	2.3
Gross Margin	18.5%	18.9%	18.2%	24.3%	18.5%	19.5%	15.5%	10.6%
Operating Income	0.4	0.7	0.6	2.2	1.1	1.1	0.5	2.9
Operating Margin	1.9%	3.2%	3.2%	10.1%	5.3%	5.4%	2.3%	13.5%
Net Income (loss)	0.4	0.3	-0.4	1.1	2.0	0.7	0.2	3
EBITDA	0.9	1.2	1.2	2.7	1.6	1.8	1.1	(1)
EBITDA %	4.6%	5.7%	5.8%	12.6%	8.0%	8.4%	5.0%	(4.6%)

Strong Balance Sheet

\$ Millions	2013	2014	2015
Cash And Deposits	29.9	28.0	26.8
Working Capital	73.8	70.8	70.8
Total Assets	108.9	99.2	109.6
Debt	0.9	0.0	0.0
Equity	85.6	85.5	91.4

THANK YOU.

