

UNITED STATES  
SECURITIES AND EXCHANGE COMMISSION

Washington, D.C. 20549

**FORM 6-K**

**REPORT OF FOREIGN ISSUER  
PURSUANT TO RULE 13a-16 OR 15d-16 OF THE  
SECURITIES EXCHANGE ACT OF 1934**

**For the month of March 2017**

**TAT TECHNOLOGIES LTD.**

(Translation of registrant's name into English)

P.O.BOX 80, Gedera 70750 Israel

(Address of registrant's principal executive office)

Indicate by check mark whether the registrant files or will file annual reports under cover Form 20-F or Form 40-F.

Form 20-F ☒ Form 40-F ☐

Indicate by check mark if the registrant is submitting the Form 6-K in paper as permitted by Regulation S-T Rule 101 (b) (1): ☐

Indicate by check mark if the registrant is submitting the Form 6-K in paper as permitted by Regulation S-T Rule 101 (b) (7): ☐

Indicate by check mark whether the registrant by furnishing the information contained in this Form is also thereby furnishing the information to the Commission pursuant to Rule 12g3-2(b) under the Securities Exchange Act of 1934.

Yes ☐ No ☒

If "Yes" is marked, indicate below the file number assigned to the registrant in connection with Rule 12g3-2(b): 82-\_\_\_\_\_

6-K	Items
99.1	Company Investor Presentation – March 2017

---

## About TAT Technologies LTD

TAT Technologies Ltd. is a leading provider of products and services to the commercial and military aerospace and ground defense industries. TAT operates under four segments: (i) Original Equipment Manufacturing or “OEM” of Heat Management Solutions (ii) Heat Transfer Services and Products (iii) Maintenance, Repair and Overhaul or “MRO” services of Aviation Components; and (iv) overhaul and coating of jet engine blades and components

TAT’s activities in the area of OEM Heat Management Solutions are focused on the design, development, manufacture, and sale of the following: (i) a broad range of heat transfer components including heat exchangers, pre-coolers and oil/fuel hydraulic coolers used in mechanical and electronic systems on-board commercial, military and business aircraft; (ii) environmental control and cooling systems on board aircraft and for ground applications; and (iii) a variety of other electronic and mechanical aircraft accessories and systems such as pumps, valves, power systems and turbines.

TAT’s activities in the area of Heat Transfer Services and Products include the maintenance, repair and overhaul of heat transfer equipment and to a lesser extent, the manufacture of certain heat transfer product parts. TAT’s Limco subsidiary operates an FAA certified repair station, which provides heat transfer MRO services and products for airlines, air cargo carriers, maintenance service centers and the military.

TAT’s activities in the area of MRO services for Aviation Components include the maintenance, repair and overhaul of APUs, Landing Gears and other aircraft components. TAT’s Piedmont subsidiary operates an FAA certified repair station, which provides aircraft component MRO services for airlines, air cargo carriers, maintenance service centers and the military.

TAT’s activities in the area of jet engine overhaul includes the overhaul and coating of jet engine components such as turbine vanes and blades, fan blades, variable inlet guide vanes, afterburner flaps and other components.

For more information of TAT Technologies Ltd., please visit our web-site:

[www.tat-technologies.com](http://www.tat-technologies.com)

Contact:

Mr. Guy Nathanzon

CFO

Tel: +972-8-8628500

guyn@tat-technologies.com

---

## SIGNATURES

Pursuant to the requirements of the Securities Exchange Act of 1934, the registrant has duly caused this report to be signed on its behalf by the undersigned, thereto duly authorized.

TAT TECHNOLOGIES LTD.

(Registrant)

By: /s/ Guy Nathanzon

Guy Nathanzon


Chief Financial Officer

Date: March 15, 2017

---



## Corporate Presentation March 2017



**TAT Technologies**

---

# Forward Looking Statements

This presentation may contain certain forward-looking statements within the meaning of the “safe harbor” provisions of the Private Securities Litigation Reform Act of 1995. Generally, the words “expects,” “anticipates,” “targets,” “goals,” “projects,” “intends,” “plans,” “believes,” “seeks,” “estimates,” variations of such words and similar expressions identify forward-looking statements and any statements regarding TAT’s future financial condition, results of operations and business are also forward-looking statements. These forward-looking statements involve certain risks and uncertainties. Factors that could cause actual results to differ materially from those contemplated by the forward-looking statements include, among others, the following factors: continued compliance with government regulations; competition in the industry in which TAT does business; TAT’s business strategy and plans; exchange rate fluctuations; general economic conditions; and political, economic and military conditions in Israel.

Any forward-looking statements in this presentation are not guarantees of future performance, and actual results, developments and business decisions may differ from those contemplated by those forward-looking statements, possibly materially. Except as otherwise required by applicable law, TAT disclaims any duty to update any forward-looking statements.

Additional discussions of risks and uncertainties that may affect the accuracy of forward-looking statements included in this presentation or which may otherwise affect TAT’s business is included under the heading “RISK FACTORS” in TAT’s filings on Forms 20-F and 6-K, which are filed from time to time.





# Investment Highlights

***TAT is a leading provider of heat management solutions, related accessories and services for the aerospace and defense industries.***

## Target markets

- ✓ ***Design and Manufacturing (OEM)***  
Heat management solutions: components and systems
- ✓ ***Maintenance, repair and overhaul (MRO)***  
Heat management solutions, APU, landing gears, jet engines blades





## TAT Group – Key Facts

### **Founded in 1969**

Acquired Limco in 1993

Acquired Piedmont in 2005

Acquired Chromalloy Israel in 2015

### **> 500 customers**

(Boeing, Lockheed Martin,  
Airbus, Embraer ...)

**NASDAQ and  
Tel Aviv stock  
exchange traded  
(Ticker: TATT)**

### **Annual revenue:**

2015: \$ 85.6M

2016: \$ 95.8M

### **More than 600 employees in 4 locations:**

Gadera and Kiryat Gat, Israel

Tulsa, Oklahoma, USA

Kernersville, North Carolina, USA

**59.5% held by Fimi  
Opportunity Funds**

# TAT Group –Senior Management

## Amos Malka

### Chairman of the Board

- In position since June 2016
- Former Head of the Israeli Defense Intelligence and Commander of the IDF Ground Forces Command. Retired in 2002
- Founder and Chairman of Spire Security Solutions Ltd. and Nyotron Information Security Ltd

#### Previous positions:

- 2007-2015: Chairman of the Board of Logic Industries Ltd
- 2007-2010: Chairman of the Board of Plasan Sasa Ltd
- 2002-2005: CEO Elul Technologies Ltd

## Igal Zamir

### President & CEO

- In position since April 2016
- Prior experience:
- President – Mapco Express (subsidiary of Delek US Holdings Inc)
  - CEO – Metrolight Ltd
  - CEO – Rostam Ltd (acquired by Albaad Massout Yitzhak Ltd)

## Guy Nathanzon

### CFO

- In position since July 2015
- Prior experience:
- CFO– Altair-Semiconductors
  - CFO – Provigent - acquired by Broadcom (NASDAQ: BRCM)
  - Senior auditor - PwC

# Aviation Industry – Market Trends


Key indicators 2011 to 2031		Demand by region 2012 to 2031		
Growth measures		Region	New airplanes	Value (\$B)
World economy	3.2%	Asia Pacific	12,030	1,700
Gross domestic product (GDP)		Europe	7,760	970
Airplane fleet	3.5%	North America	7,290	820
Number of passengers	4.0%	Middle East	2,370	470
Airline traffic	5.0%	Latin America	2,510	260
Revenue passenger-kilometers (RPK)		CIS*	1,140	130
Cargo traffic	5.2%	Africa	900	120
Revenue tonne-kilometers (RTK)		<b>Total</b>	<b>34,000</b>	<b>4,470</b>

\*Commonwealth of Independent States.

**Current Market Outlook 2012-2031**



Copyright © 2012 Boeing. All rights reserved.



Billions of people will increasingly want to travel by air



# Target Markets

## 1. *Design and manufacturing of heat management components*

- ✓ Heat exchangers
- ✓ Cold plates
- ✓ Oil Coolers
- ✓ Fuel submerged HX



# Component Locations

## Hydraulic Systems

- Fuel Submerged Oil Cooler
- Air Cooled Oil Cooler

## APU

- Oil Cooler

## Air Systems

- Pre-cooler (Bleed Air System)
- Emergency HX (Bleed Air System/ECS)
- Condenser (ECS)
- Reheater (ECS)
- Dual Heat Exchanger (ECS)
- Humidifier (Humidification System)
- Ozone Converter (ECS)
- Water Extractor (ECS)

## Galley

- Auxiliary HX
- Chillers

## Power Electronics

- Cold Plates (Weather Radars + Avionics+ Entertainment)
- Heat Exchangers (Same)

## Engine

- Oil Cooler

# Component Locations

## Main Gearbox

- Oil Cooler

## Engine

- Oil Cooler

## Hydraulic Systems

- Oil Cooler





# Target Markets

## 2. *Design and manufacturing of heat management systems*

- ✓ From components to system level
- ✓ PECS: power electronics cooling systems
- ✓ Air Conditioning Systems



## Target Markets

### 3. *Design and manufacturing of fuel flow accessories*


- ✓ Fuel valves
- ✓ Solenoid valves
- ✓ Fuel control valves
- ✓ Fuel pumps



# Target Markets

## 4. *Maintenance, repair and overhaul (MRO)*

- ✓ Heat Exchangers
- ✓ APU
- ✓ Landing gears
- ✓ Jet engines blades





# Commercial Platforms

## Airbus

A300, A310, A319, A320, A321, A330



## Bombardier CRJ



## Boeing

737, 747, 767, 777



## Cessna

CJ-3, CJ-4, Citation-X, Caravan



## ATR

42, 72



## Pilatus

PC-12



## Sukhoi

Super Jet



## Embraer

ERJ145, ERJ170, ERJ190



# Defense Platforms

**Boeing**  
F-15



**Boeing**  
v22



**Lockheed Martin**  
F-16



**Boeing**  
F-18



**Boeing**  
CH-47



**Boeing**  
AH-64



**Iron Dome**



**Sikorsky**  
CH-53



**Sikorsky**  
UH-60



# Customer Base

## OEM

Honeywell

**Bell**  
Helicopter  
A Textron Company

**LOCKHEED MARTIN**

**LIEBHERR**  
Aerospace

**BOMBARDIER**



**AIRBUS**

**Cessna**

**EIBit**  
SYSTEMS Ltd.

**RAFAEL**  
SMART AND TO THE POINT

**IAI**

**EMBRAER**

**THALES**

**Diamond**  
AIRCRAFT

**BOEING**

**Raytheon**

## Air Lines

**Lufthansa**

**QANTAS**

**SINGAPORE AIRLINES**

**AIRFRANCE** **KLM**  
TRANSPORTEURS OFFICIELS OFFICIAL CARRIERS

**SWISS**

**UNITED**

**EL AL**

American Airlines

**U.S AIRWAYS**

**DELTA**

## Service centers

**Honeywell**

**Fokker**

**Lufthansa Technik**

**Hamilton Sundstrand**

**AIRBUS**

## Air Forces



**U.S. AIR FORCE**





## Strength / Differentiators

### Technology



Over 40 years of experience – proven competence in demanding aerospace world

### Manufacturing Expertise



Unique manufacturing capabilities – 4 facilities world wide, including dip brazing and vacuum brazing, EBW

### Customers Relationships and Certifications



FAA, EASA, AS9100, Honeywell authorized repair center for APUs

# Capabilities and Expertise

## Certifications

- ✓ AS 9100
- ✓ ISO 9001
- ✓ Preferred Supplier for: Boeing, Lockheed Martin
- ✓ Aviation Authorities  
Certifications: FAA, EASA, DGAC, Thai, CAAV, NADCAP



## Authorized Repair Station –

- ✓ Honeywell



## Growth Drivers



- ✓ *Going upstream in the chain (from components to systems)*
- ✓ *Enter into new platforms – aviation and ground*
- ✓ *Maintenance, repair and overhaul (MRO) of new parts*
- ✓ *Organic growth and acquisitions*
- ✓ *Expand to new territories: Eastern Europe, Asia, UK etc*







# FINANCE



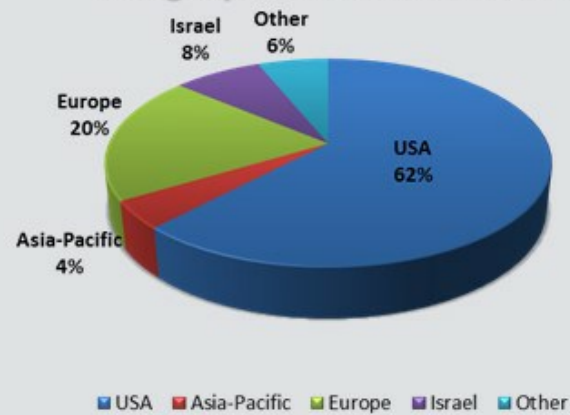
**TAT**  
*Technologies*

## Revenue Trend

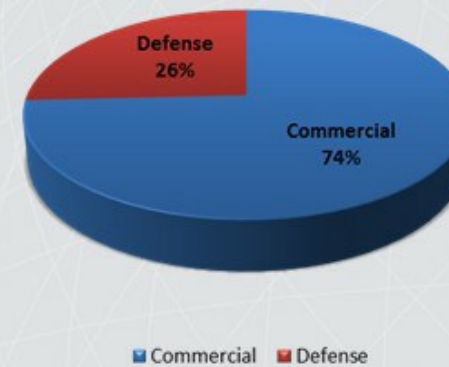


# Revenue Trend

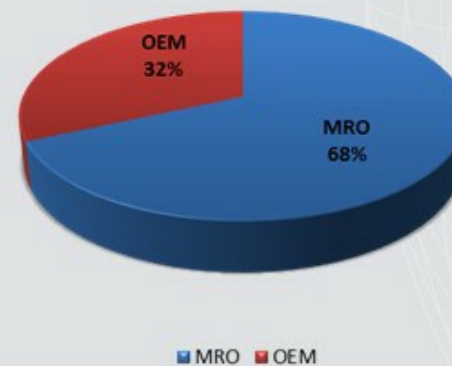
## Geographical Distribution



## Defense/Commercial



## MRO/OEM





## Financial Results - Annual

\$ Millions	2012	2013	2014	2015	2016
Revenue	77.9	79.6	80.7	85.6	95.8
Gross Profit	18.5	17.8	16.2	13.7	19
Gross Margin	23.7%	22.4%	20.1 %	16.0%	19.9%
Operating Income	5.4	5.3	3.8	5.6	4.1
Operating Margin	6.9%	6.7%	4.7%	6.5%	4.3%
Net Income (loss)	-1.7	2.8	1.4	5.8	0.1
EBITDA	7.3	7.2	5.9	3.6	7.8
EBITDA %	9.4%	9.0%	7.3%	4.2%	8.1%

(\*) During 2016 the Company had \$ 2.7 million tax expenses related to distribution of dividends from foreign subsidiaries

(\*\*) During 2015 the company had \$ 4.8 million gain on bargain purchase related to acquisition



## Financial Results - Quarterly

\$ Millions	Q4'14	Q1'15	Q2'15	Q3'15	Q4'15	Q1'16	Q2'16	Q3'16	Q4'16
Revenue	21.4	20.5	21.5	21.9	21.7	23.6	23.5	23.7	25.0
Gross Profit	5.2	3.8	4.2	3.4	2.3	3.9	4.4	4.9	5.8
Gross Margin	24.3%	18.5%	19.5%	15.5%	10.6%	16.7%	18.6%	20.7%	23.3%
Operating Income	2.2	1.1	1.1	0.5	2.9	0.3	0.3	1.5	2
Operating Margin	10.1%	5.3%	5.4%	2.3%	13.5%	1.3%	1.3%	6.3%	8.4%
Net Income (loss)	1.1	2.0	0.7	0.2	3	0.04	-2.5	0.9	1.6
EBITDA	2.7	1.6	1.8	1.1	(1)	1.1	1.2	2.4	3.1
EBITDA %	12.6%	8.0%	8.4%	5.0%	(4.6%)	4.7%	5%	10.2%	12.3%



## Strong Balance Sheet

\$ Millions	2013	2014	2015	2016
Cash And Deposits	29.9	28.0	26.8	22.4
Working Capital	73.8	70.8	70.8	66.7
Total Assets	108.9	99.2	109.6	112
Debt	0.9	0.0	0.0	0.0
Equity	85.6	85.5	91.4	88.7

During Q3 2016 the company distributed a cash dividend of \$3.0 million

## *Dividend Distribution History*

\$ Millions	2006	2007	2008	2009	2010	2011	2012	2013	2014	2015	2016	Total
Cash Dividend	1.2	2.6	-	6.3	-	-	2.5	-	2.0	-	3.0	17.6





THANK YOU.

The logo for TAT Technologies features the letters 'TAT' in a large, bold, white sans-serif font. Below 'TAT', the word 'Technologies' is written in a smaller, white, italicized sans-serif font. To the left of the text, there is a stylized graphic consisting of three overlapping, curved lines in shades of blue and teal, suggesting motion or a swoosh.

**TAT**  
*Technologies*