
**UNITED STATES
SECURITIES AND EXCHANGE COMMISSION**

Washington, D.C. 20549

FORM 6-K

**REPORT OF FOREIGN ISSUER
PURSUANT TO RULE 13a-16 OR 15d-16 OF THE
SECURITIES EXCHANGE ACT OF 1934**

For the month of August 2017

TAT TECHNOLOGIES LTD.

(Translation of registrant's name into English)

P.O.BOX 80, Gedera 70750 Israel
(Address of registrant's principal executive office)

Indicate by check mark whether the registrant files or will file annual reports under cover Form 20-F or Form 40-F.

Form 20-F ☒ Form 40-F ☐

Indicate by check mark if the registrant is submitting the Form 6-K in paper as permitted by Regulation S-T Rule 101 (b) (1): ☐

Indicate by check mark if the registrant is submitting the Form 6-K in paper as permitted by Regulation S-T Rule 101 (b) (7): ☐

Indicate by check mark whether the registrant by furnishing the information contained in this Form is also thereby furnishing the information to the Commission pursuant to Rule 12g3-2(b) under the Securities Exchange Act of 1934.

Yes ☐ No ☒

If "Yes" is marked, indicate below the file number assigned to the registrant in connection with Rule 12g3-2(b): 82- _____

6-K Items

[99.1 Company Investor Presentation – August 2017](#)

About TAT Technologies LTD

TAT Technologies Ltd. is a leading provider of services and products to the commercial and military aerospace and ground defense industries. TAT operates under four segments: (i) Original equipment manufacturing ("OEM") of heat transfer solutions and aviation accessories through its Gegera facility; (ii) MRO services for heat transfer components and OEM of heat transfer solutions through its Limco subsidiary; (iii) MRO services for aviation components through its Piedmont subsidiary; and (iv) Overhaul and coating of jet engine components through its Turbochrome subsidiary.

TAT's activities in the area of OEM of heat transfer solutions and aviation accessories primarily include the design, development and manufacture of (i) broad range of heat transfer solutions, such as pre-coolers heat exchangers and oil/fuel hydraulic heat exchangers, used in mechanical and electronic systems on board commercial, military and business aircraft; (ii) environmental control and power electronics cooling systems installed on board aircraft in and ground applications; and (iii) a variety of other mechanical aircraft accessories and systems such as pumps, valves, and turbine power units.

TAT's activities in the area of MRO Services for heat transfer components and OEM of heat transfer solutions primarily include the MRO of heat transfer components and to a lesser extent, the manufacturing of certain heat transfer solutions. TAT's Limco subsidiary operates an FAA-certified repair station, which provides heat transfer MRO services for airlines, air cargo carriers, maintenance service centers and the military.

TAT's activities in the area of MRO services for aviation components include the MRO of APUs, landing gears and other aircraft components. TAT's Piedmont subsidiary operates an FAA-certified repair station, which provides aircraft component MRO services for airlines, air cargo carriers, maintenance service centers and the military.

TAT's activities in the area of overhaul and coating of jet engine components includes the overhaul and coating of jet engine components, including turbine vanes and blades, fan blades, variable inlet guide vanes and afterburner flaps.

For more information of TAT Technologies Ltd., please visit our web-site:

www.tat-technologies.com

Contact:

Mr. Guy Nathanzon

CFO

Tel: +972-8-8628500

guyn@tat-technologies.com

SIGNATURES

Pursuant to the requirements of the Securities Exchange Act of 1934, the registrant has duly caused this report to be signed on its behalf by the undersigned, thereto duly authorized.


TAT TECHNOLOGIES LTD.
(Registrant)

By: /s/ Guy Nathanzon
Guy Nathanzon
Chief Financial Officer

Date: August 15, 2017



Corporate Presentation August 2017



TAT Technologies

Forward Looking Statements

This presentation may contain certain forward-looking statements within the meaning of the “safe harbor” provisions of the Private Securities Litigation Reform Act of 1995. Generally, the words “expects,” “anticipates,” “targets,” “goals,” “projects,” “intends,” “plans,” “believes,” “seeks,” “estimates,” variations of such words and similar expressions identify forward-looking statements and any statements regarding TAT’s future financial condition, results of operations and business are also forward-looking statements. These forward-looking statements involve certain risks and uncertainties. Factors that could cause actual results to differ materially from those contemplated by the forward-looking statements include, among others, the following factors: continued compliance with government regulations; competition in the industry in which TAT does business; TAT’s business strategy and plans; exchange rate fluctuations; general economic conditions; and political, economic and military conditions in Israel.

Any forward-looking statements in this presentation are not guarantees of future performance, and actual results, developments and business decisions may differ from those contemplated by those forward-looking statements, possibly materially. Except as otherwise required by applicable law, TAT disclaims any duty to update any forward-looking statements.

Additional discussions of risks and uncertainties that may affect the accuracy of forward-looking statements included in this presentation or which may otherwise affect TAT’s business is included under the heading “RISK FACTORS” in TAT’s filings on Forms 20-F and 6-K, which are filed from time to time.



Investment Highlights

TAT is a leading provider of heat management solutions, related accessories and services for the aerospace and defense industries.

Target markets

- ✓ **Design and Manufacturing (OEM)**
Heat management solutions: components and systems
- ✓ **Maintenance, repair and overhaul (MRO)**
Heat management solutions, APU, landing gears, jet engines blades



TAT Group – Key Facts

Founded in 1969

Acquired Limco in 1993

Acquired Piedmont in 2005

Acquired Turbochrome in 2015

> 500 customers

(Boeing, Lockheed Martin,
Airbus, Embraer ...)

NASDAQ and
Tel Aviv stock
exchange traded
(Ticker: TATT)

Revenue:

YTD June 30 2016: \$ 47.2M

YTD June 30 2017: \$ 53.6M

More than 600 employees in 4 locations:

Gadera and Kiryat Gat, Israel
Tulsa, Oklahoma, USA
Kernersville, North Carolina, USA

59.5% held by Fimi
Opportunity Funds

TAT Group –Senior Management

Amos Malka

Chairman of the Board

- In position since June 2016
- Former Head of the Israeli Defense Intelligence and Commander of the IDF Ground Forces Command. Retired in 2002
- Founder and Chairman of Spire Security Solutions Ltd. and Nyotron Information Security Ltd

Prior positions:

- 2007-2015: Chairman of the Board of Logic Industries Ltd
- 2007-2010: Chairman of the Board of Plasan Sasa Ltd
- 2002-2005: CEO Elul Technologies Ltd

Igal Zamir

President & CEO

- In position since April 2016
- Prior experience:
- President – Mapco Express (subsidiary of Delek US Holdings Inc)
 - CEO – Metrolight Ltd
 - CEO – Rostam Ltd (acquired by Albaad Massout Yitzhak Ltd)

Guy Nathanzon

CFO

- In position since July 2015
- Prior experience:
- CFO– Altair-Semiconductors
 - CFO – Provigent - acquired by Broadcom (NASDAQ: BRCM)
 - Senior auditor - PwC

Aviation Industry – Market Trends

Key indicators 2011 to 2031		Demand by region 2012 to 2031		
Growth measures		Region	New airplanes	Value (\$B)
World economy	3.2%	Asia Pacific	12,030	1,700
Gross domestic product (GDP)		Europe	7,760	970
Airplane fleet	3.5%	North America	7,290	820
Number of passengers	4.0%	Middle East	2,370	470
Airline traffic	5.0%	Latin America	2,510	260
Revenue passenger-kilometers (RPK)		CIS*	1,140	130
Cargo traffic	5.2%	Africa	900	120
Revenue tonne-kilometers (RTK)		Total	34,000	4,470

*Commonwealth of Independent States.

Current Market Outlook 2012–2031



Copyright © 2012 Boeing. All rights reserved.



Billions of people will increasingly want to travel by air

Target Markets

1. *Design and manufacturing of heat management components*

- ✓ Heat exchangers
- ✓ Cold plates
- ✓ Oil Coolers
- ✓ Fuel submerged HX



Component Locations

Hydraulic Systems

- Fuel Submerged Oil Cooler
- Air Cooled Oil Cooler

APU

- Oil Cooler

Air Systems

- Pre-cooler (Bleed Air System)
- Emergency HX (Bleed Air System/ECS)
- Condenser (ECS)
- Reheater (ECS)
- Dual Heat Exchanger (ECS)
- Humidifier (Humidification System)
- Ozone Converter (ECS)
- Water Extractor (ECS)

Galley

- Auxiliary HX
- Chillers

Power Electronics

- Cold Plates (Weather Radars + Avionics+ Entertainment)
- Heat Exchangers (Same)

Engine

- Oil Cooler

Component Locations

Main Gearbox
• Oil Cooler

Engine
• Oil Cooler

Hydraulic Systems
• Oil Cooler



Target Markets

2. *Design and manufacturing of heat management systems*

- ✓ From components to system level
- ✓ PECS: power electronics cooling systems
- ✓ Air Conditioning Systems



Target Markets

3. *Design and manufacturing of fuel flow accessories*

- ✓ Fuel valves
- ✓ Solenoid valves
- ✓ Fuel control valves
- ✓ Fuel pumps



Target Markets

4. *Maintenance, repair and overhaul (MRO)*

- ✓ Heat Exchangers
- ✓ APU
- ✓ Landing gears
- ✓ Jet engines blades



Commercial Platforms

Airbus

A300, A310, A319, A320, A321, A330



ATR

42, 72



Bombardier CRJ



Pilatus

PC-12



Boeing

737, 747, 767, 777



Sukhoi

Super Jet



Cessna

CJ-3, CJ-4, Citation-X, Caravan



Embraer

ERJ145, ERJ170, ERJ190



Defense Platforms

Boeing
F-15



Boeing
v22



Lockheed Martin
F-16



Boeing
F-18



Boeing
CH-47



Boeing
AH-64



Iron Dome



Sikorsky
CH-53



Sikorsky
UH-60



Customer Base

OEM

Honeywell

Bell
helicopter
A Textron Company

LOCKHEED MARTIN

LIEBHERR
Aerospace

BOMBARDIER



AIRBUS

Cessna

ELbit
SYSTEMS LTD.

RAFAEL
DEAD AND TO THE POINT

IAI

EMBRAER

THALES

Diamond
AIRCRAFT

BOEING

Raytheon

Air Lines

Lufthansa

IBERIA

BRITISH
AIRWAYS

AIRFRANCE
TRANSPORTEURS OFFICIELS OFFICIAL CARRIERS

KLM

TURKISH
AIRLINES

UNITED

EL AL

American Airlines

U.S. AIRWAYS

DELTA

Service centers

Honeywell

Fokker

Lufthansa Technik

Hamilton
Sundstrand

AIRBUS

Air Forces



U.S. AIR FORCE



Strength / Differentiators

Technology



Over 40 years of experience – proven competence in demanding aerospace world

Manufacturing Expertise



Unique manufacturing capabilities – 4 facilities world wide, including dip brazing and vacuum brazing, EBW

Customers Relationships and Certifications



FAA, EASA, AS9100, Honeywell authorized repair center for APUs

Capabilities and Expertise

Certifications

- ✓ AS 9100
- ✓ ISO 9001
- ✓ Preferred Supplier for: Boeing, Lockheed Martin
- ✓ Aviation Authorities
Certifications: FAA, EASA, DGAC, Thai, CAAV, NADCAP



Authorized Repair Station –

- ✓ Honeywell



Growth Drivers

- ✓ *Going upstream in the chain (from components to systems)*
- ✓ *Enter into new platforms – aviation and ground*
- ✓ *Maintenance, repair and overhaul (MRO) of new parts*
- ✓ *Organic growth and acquisitions*
- ✓ *Expand to new territories: Eastern Europe, Asia, UK etc*



FINANCE

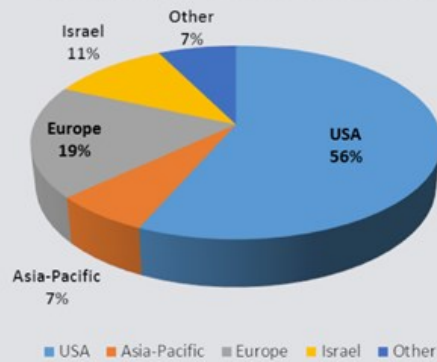
TAT
Technologies

Revenue Trend

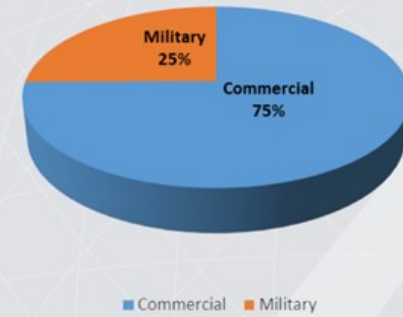


Revenue Trend

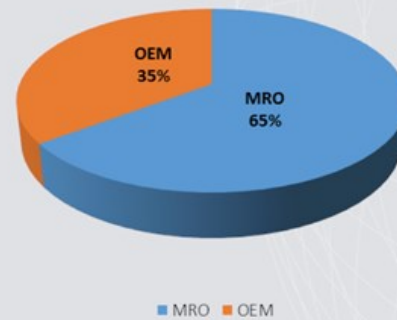
Geographical Distribution



Defense/Commercial



MRO/OEM



Financial Results - Annual

\$ Millions	2012	2013	2014	2015	2016	H1'17
Revenue	77.9	79.6	80.7	85.6	95.8	53.6
Gross Profit	18.5	17.8	16.2	13.7	19.0	10.6
Gross Margin	23.7%	22.4%	20.1 %	16.0%	19.9%	19.8%
Operating Income	5.4	5.3	3.8	5.6	4.1	3.2
Operating Margin	6.9%	6.7%	4.7%	6.5%	4.3%	6.0%
Net Income (loss)	-1.7	2.8	1.4	5.8	0.1	1.8
EBITDA	7.3	7.2	5.9	3.6	7.8	5.3
EBITDA %	9.4%	9.0%	7.3%	4.2%	8.1%	9.9%

(*) During 2016 the Company had \$ 2.7 million tax expenses related to distribution of dividends from foreign subsidiaries

(**) During 2015 the company had \$ 4.8 million gain on bargain purchase related to acquisition



Financial Results - Quarterly

\$ Millions	Q2'15	Q3'15	Q4'15	Q1'16	Q2'16	Q3'16	Q4'16	Q1'17	Q2'17
Revenue	21.5	21.9	21.7	23.6	23.5	23.7	25.0	27.1	26.5
Gross Profit	4.2	3.4	2.3	3.9	4.4	4.9	5.8	5.6	5.0
Gross Margin	19.5%	15.5%	10.6%	16.7%	18.6%	20.7%	23.3%	20.7%	18.8%
Operating Income	1.1	0.5	2.9	0.3	0.3	1.5	2.1	1.9	1.3
Operating Margin	5.4%	2.3%	13.5%	1.3%	1.3%	6.3%	8.4%	7.0%	4.9%
Net Income (loss)	0.7	0.2	3.0	0.04	-2.5	0.9	1.6	1.2	0.6
EBITDA	1.8	1.1	(1.0)	1.1	1.2	2.4	3.1	2.9	2.4
EBITDA %	8.4%	5.0%	(4.6%)	4.7%	5.1%	10.2%	12.3%	10.7%	9.0%

(*) Following a periodic assessment of its long-term projects, the Company updated its estimates of profits expected to be earned from certain long-term contract. This assessment resulted in a decrease in revenues for the first quarter of 2017 in an amount of \$0.5 million and a decrease of \$0.4 million in net income



Strong Balance Sheet

\$ Millions	2013	2014	2015	2016	H1'17
Cash And Deposits	29.9	28.0	26.8	22.4	20.6
Working Capital	73.8	70.8	70.8	66.7	66.2
Total Assets	108.9	99.2	109.6	112.0	109.8
Debt	0.9	0.0	0.0	0.0	0.0
Equity	85.6	85.5	91.4	88.7	88.1

(*) During 2016 and during H1 2017 the company has distributed a cash dividend of \$3.0 million



Dividend Distribution History

\$ Millions	2006	2007	2008	2009	2010	2011	2012	2013	2014	2015	2016	H1'17	Total
Cash Dividend	1.2	2.6	-	6.3	-	-	2.5	-	2.0	-	3.0	3.0	20.6

THANK YOU.

The logo for TAT Technologies features a stylized graphic of three overlapping, curved lines in shades of blue and white, resembling a swoosh or a stylized 'T'. To the right of this graphic, the letters 'TAT' are written in a large, bold, white, sans-serif font. Below 'TAT', the word 'Technologies' is written in a smaller, white, italicized, sans-serif font.

TAT
Technologies
