
SECURITIES AND EXCHANGE COMMISSION

Washington, D.C. 20549

F O R M 6-K

**REPORT OF FOREIGN PRIVATE ISSUER PURSUANT TO RULE 13a-16 OR 15d-16
UNDER THE SECURITIES EXCHANGE ACT OF 1934**

For the month of May 2024

TAT TECHNOLOGIES LTD.

(Name of Registrant)

Hamelacha 5, Netanya 4250407 Israel
(Address of Principal Executive Office)

Indicate by check mark whether the registrant files or will file annual reports under cover of Form 20-F or Form 40-F.

Form 20-F ☒ Form 40-F ☐

Indicate by check mark if the registrant is submitting the Form 6-K in paper as permitted by Regulation S-T Rule 101(b)(1): ☐

Indicate by check mark if the registrant is submitting the Form 6-K in paper as permitted by Regulation S-T Rule 101(b)(7): ☐

Indicate by check mark whether by furnishing the information contained in this Form, the registrant is also thereby furnishing the information to the Commission pursuant to Rule 12g3-2(b) under the Securities Exchange Act of 1934.

Yes ☐ No ☒

If "Yes" is marked, indicate below the file number assigned to the registrant in connection with Rule 12g3-2(b): 82- _____

TAT Technologies Ltd.

Explanatory Note

TAT Technologies Ltd. (the "**Company**") hereby furnishes its investors presentation, which is attached to this Form 6-K as Exhibit 99.1

Disclaimer

The information contained herein is only a summary, does not exhaust all the information about the Company and its Operations, and does not replace a review of the Company's Periodical and Annual Reports on Form 20-F and in other information which is filed and furnished with the Israel Securities Authority and the U.S. Securities and Exchange Commission. Material information regarding the Company which is included in this slide deck has been published to the public in the past as part of the Company's reporting. That said, the information or data presented may be presented in a different manner and/or segmentation from those previously furnished in the Company's Reports.

The presentation does not constitute or form part of any invitation or offer to invest or purchase the Company's securities and in particular does not constitute an "offer to the public" or "sale to the public" of any kind, the presentation is intended solely for the provision of information included in it and does not constitute a recommendation or opinion or a substitute for the judgment of an investor for any kind of decision and does not pretend to include all the information that may be relevant for the purpose of making any decision regarding the investment in the Company's securities and in general.

This presentation may include forward-looking information as defined in the Securities Law, 1968 and in the U.S. Private Securities Litigation Reform Act of 1995, including forecasts, goals, business strategy, evaluations and estimates regarding both the Company's activities and the markets in which it operates, as well as any other information, in any form in which it is presented, that relates for future events or matters, the realization of which is uncertain and not under the Company's control.

Any forward-looking information is based on current estimates and assumptions, among others, by the Company's management, which, although the Company believes are reasonable, are inherently uncertain and are partially based on subjective estimates. The realization or non-realization of the forward-looking information will be affected and depended on a variety of factors including, including the risk factors which are inherent to the Company's activity, third party decisions, including regulatory authorities and engagements with third parties, as well as by developments in the economic environment and the external factors which impact the Company's activity, which cannot be assessed in advance and are out of the Company's control. Actual results and achievements of the Company in the future may be materially different from those presented in the forward-looking information presented in this presentation. The Company does not undertake to update or change such a forecast or estimate in order to reflect events and/or reasons that will apply after the date of this presentation and does not undertake to update this presentation.

Exhibit Index

This Report on Form 6-K of TAT Technologies Ltd. consists of the following document, which is attached hereto and incorporated by reference herein:

[Exhibit 99.1](#) [Investor Presentation](#)

SIGNATURE

Pursuant to the requirements of the Securities Exchange Act of 1934, the registrant has duly caused this report to be signed on its behalf by the undersigned, thereto duly authorized.

TAT TECHNOLOGIES LTD.

(Registrant)

By: /s/ Ehud Ben-Yair

Ehud Ben-Yair

Chief Financial Officer

Date: May 22, 2024



INVESTOR'S PRESENTATION

May 2024





LOOKING FORWARD STATEMENTS

This presentation may contain certain forward-looking statements within the meaning of the “safe harbor” provisions of the Private Securities Litigation Reform Act of 1995. Generally, the words “expects,” “anticipates,” “targets,” “goals,” “projects,” “intends,” “plans,” “believes,” “seeks,” “estimates,” variations of such words and similar expressions identify forward-looking statements and any statements regarding TAT’s future financial condition, results of operations and business are also forward-looking statements. These forward-looking statements involve certain risks and uncertainties. Factors that could cause actual results to differ materially from those contemplated by the forward-looking statements include, among others, the following factors: continued compliance with government regulations; competition in the industry in which TAT does business; TAT’s business strategy and plans; exchange rate fluctuations; general economic conditions; and political, economic and military conditions in Israel.

Any forward-looking statements in this presentation are not guarantees of future performance, and actual results, developments and business decisions may differ from those contemplated by those forward-looking statements, possibly materially. Except as otherwise required by applicable law, TAT disclaims any duty to update any forward-looking statements.

Additional discussions of risks and uncertainties that may affect the accuracy of forward-looking statements included in this presentation or which may otherwise affect TAT’s business is included under the heading “RISK FACTORS” in TAT’s filings on Forms 20-F and 6-K, which are filed from time to time.

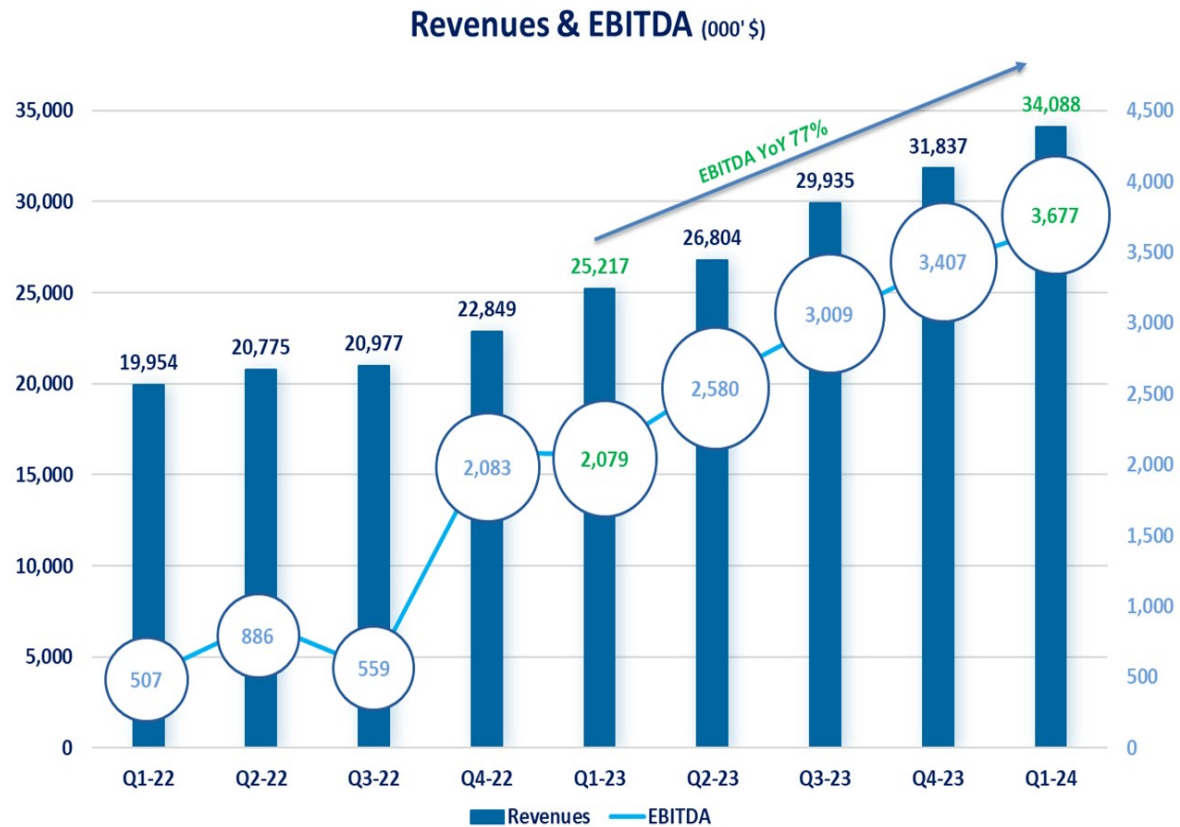
First Quarter 2024 Results key indicators

In K USD	Q1-2024	Q1-2023	Variance
Revenues	34,088	25,217	8,871 - 35%
Gross profits	7,066	4,259	2,807 - 66%
Gross Margin	20.7%	16.9%	3.8bp
Adj. EBITDA	3,677	2,079	1,598 – 77%
EBITDA Margin	10.8%	8.6%	2.2bp
Net Income/ (loss)	2,110	658	1,452 – 220%

Improvement in all parameters compared to Q1-2023



UPWARD TREND IN REVENUE AND EBITDA STARTED IN Q4/22



Revenues and Profit

TAT P&L (000'\$)	Q1-23	Q2-23	Q3-23	Q4-23	Q1-24
Revenues	25,217	26,804	29,935	31,836	34,088
Gross Profit	4,259	5,426	5,814	6,967	7,066
Operating income	948	1,531	1,759	1,835	2,208
Net Profit	658	1,475	2,151	387	2,110
EPS (diluted, \$)	0.074	0.17	0.24	0.04	0.19
EBITDA	2,079	2,580	3,009	3,407	3,677



TAT UNIQUE PROPOSITION

EXPERIENCE AND EXPERTISE

Over 7 decades in defense and commercial aviation

DECADES OF EXCELLENCE

In MRO for Honeywell APU, Safran and Liebherr landing gears , and thermal components MRO

THERMAL SOLUTION

Over 60 years of design, production and repair of heat transfer solutions

OVER 300 CUSTOMERS

Partner with tier 1 aircraft manufacturers, system integrators and airlines


OVER \$400 MILLION

Backlog and LTA

3 OPERATIONAL SITES

Greensboro NC, Tulsa OK,
Kiryat Gat Israel

KEY STRATEGIC PRODUCT SEGMENTS



THERMAL SYSTEMS &
COMPONENTS OEM
AND MRO



APU-HONEYWELL
AUTHORIZED MRO



LANDING GEARS-
LIEBHERR & SAFRAN
AUTHORIZED MRO

TOP MANAGEMENT



Amos Malka

Chairman of the Board

In position since June 2016

Maj. Gen. (ret.) Former Head of the Israeli Defense Intelligence and Commander of the IDF Ground Forces Command.
Retired in 2002.

Previous Positions:

2007-2015 – Chairman of the Board of Logic Industries Ltd.
2007-2010 – Chairman of the Board of Plasan Sasa Ltd.
2002-2005 – CEO at Elul Technologies Ltd.



Mr. Igal Zamir

President & CEO

In position since April 2016

Previous Positions:

2009-2013 – President at Mapco Express (subsidiary of Delek US Holdings Inc).
2006-2009 – CEO at Metrolight Ltd.
1997-2004 – CEO at Rostam Ltd.



Mr. Ehud Ben Yair

CFO

In position since May 2018

Previous Positions:

2016-2017 - CFO at SHL Telemedicine (SHLTN) 2013-2016 – CFO & Vice CEO at Opgal Optronics (Subsidiary of Elbit Systems and Rafael). 2005-2012 – CFO at Orad Hi-Tech Systems (OHT).

TAT IS DUALY LISTED ON NASDAQ (“TATT”) AND ON THE TEL- AVIV STOCK EXCHANGE (תתאט) .
MAIN SHAREHOLDER: FIMI 51%



GLOBAL PRESENCE

TULSA, OKLAHOMA

OEM & MRO
THERMAL MANAGEMENT
SOLUTIONS

GREENSBORO, NORTH CAROLINA

MRO
POWER & ACTUATION SOLUTIONS

CHARLOTTE, NORTH CAROLINA

GROUP OFFICE

KIRYAT GAT, ISRAEL

OEM & MRO
THERMAL MANAGEMENT AND
POWER & ACTUATION SOLUTIONS

SCHENZHEN CHINA

THERMAL COMPONENTS
MRO – IN PARTNERSHIP
WITH LTS -
LUFTHANSA SHENZHEN



FULL OWNERSHIP



PARTIAL OWNERSHIP /
COLLABORATION

STRATEGIC SHIFT – KEY ELEMENTS 2020 – 2024

STRONG MRO PARTNERSHIP WITH HONEYWELL

for certifications and part costs on the new APU models (LTAs over \$90M)



FROM 4 INDEPENDENT COMPANIES TO ONE GROUP WITH 3 OPERATIONAL SITES

centralized S&M, R&D and finance team. Cost savings of \$1.5 million a year

ESTABLISHED STRONG PRESENCE IN APU LEASING AND PARTS TRADING

(10 years exclusive contract with Honeywell)



FROM LEGACY PRODUCTS TO NEW PRODUCTS AND PLATFORM

(Heat exchangers, APU and Landing gears)

PARTNERSHIP WITH GULFSTREAM FOR THE GS4&5 AND WITH REPUBLIC AIRLINE

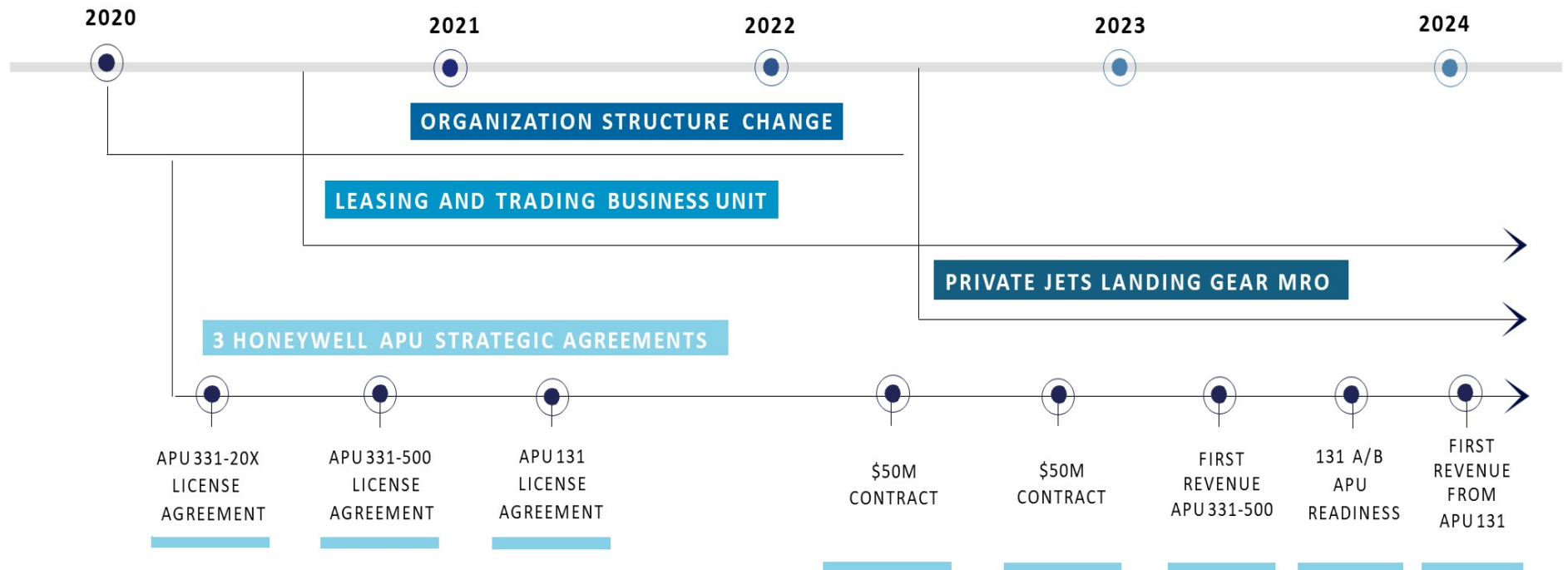
for the E170 landing gear MRO (with LTA worth over \$55M)



INCREASE THE NUMBER OF ACCOUNTS WITH ANNUAL REVENUE ABOVE \$5M

and reduce the long tail of small accounts

STRATEGIC SHIFT TIMELINE- STARTED IN 2020



HONEYWELL STRATEGIC AGREEMENTS DURING 2020-21

**MRO FOR B757/767,C17 APU
1,500 AIRCRAFTS**

10 years agreement

Estimated annual market size of \$85M

**SIGNED
09/2020**

**18 ENGINES PURCHASED AS HONEYWELL
EXCLUSIVE ENGINE BANK FOR APU B777.
CURRENTLY 1,600 AIRCRAFTS AND PRODUCTION
IS ONGOING.**

10 years agreement

Annual estimated lease income of \$4.5M

**SIGNED
12/2020**

**MRO FOR B777 APU
CURRENTLY 1,600 AIRCRAFT AND
PRODUCTION IS ONGOING**

10 years agreement

Estimated market size of \$145M Annually

First customer launched in June\23

**SIGNED
12/2020**

**MRO FOR B737 & A 319-20-21 APU
CURRENTLY 16,000 AIRCRAFT AND PRODUCTION IS
ONGOING**

10 years agreement




Estimated market size of over \$1,000M annually.

Production readiness by Q3\23

**SIGNED
06/2021**

**TAT Piedmont is licensed to serve most of Honeywell's APUs installed in
about 19,000 aircrafts and gained full capabilities to serve all engines**

HONEYWELL STRATEGIC DEALS POTENTIAL

ENGINE	PLATFORM	CURRENT YEARLY MARKET SIZE	TAT'S CURRENT MARKET SHARE	MARKET SHARE POTENTIAL FOR THE COMING YEARS
331-20X	B767,B757, C17	\$85M	29%	53% 
331-500	B777	\$145M	NONE	10% 
131	B737, A319-21	\$1,000M	NONE	5% 



REVENUE AND EBITDA GROWTH ENGINES FOR 2024-2025

SEVERAL STRONG
PILLARS
WILL SUPPORT
THE GROWTH IN
REVENUE AND
EBITDA:

Strong demand for products and services as the industry is ramping out of COVID- strong backlog coverage for 2024-2025


Strong growth in APU331-200 for 2024 and 2025

Growth from APU131 and 331-500 with improved profitability as we start penetrating the market

2 strategic deals for landing gears

Trading and Leasing


NEW TECHNOLOGIES: LONG-TERM GROWTH POTENTIAL



THERMAL SYSTEMS
FOR ELECTRICAL
AIRCRAFT AND
AUTONOMOUS
AIRCRAFTS



ADDITIVE
MANUFACTURING
AND 3D PRINTING



CONFORMAL HEAT
EXCHANGERS AND
OIL COOLERS FOR
ENGINES

LATEST INVESTOR NEWS



TAT Signs a new \$50M contract with a major airline

[Read more](#)
June 9, 2022



TAT signs a contract expansion valued \$6 million a year with Collins Aerospace

[Read more](#)



TAT signs a five years contract extension valued \$50M with a major airline

[Read more](#)

February 6, 2023



TAT received first APU331-500 order

[Read more](#) June 13, 2023



TAT Signed a new \$7.5M contract with a major carrier

[Read more](#) August 16, 2023



TAT completed a private placement to Israeli investors

December 28, 2023 [Read more](#)



TAT signs a \$10 million contract with a major airline

January 16, 2024 [Read more](#)

INVESTOR'S PRESENTATION - May 2024





APPENDICES PRODUCT LINES AND SERVICES

WE KEEP OUR CUSTOMERS FLYING

MORE THAN
300 CUSTOMERS

WORKING WITH MORE THAN
50 MAJOR AIRLINES

5 LARGEST CUSTOMERS,
PRESENT 27% OF REVENUE



WE KEEP OUR CUSTOMERS FLYING



INVESTOR'S PRESENTATION - May 2024

TAT
Technologies

THERMAL MANAGEMENT

DESIGN,
MANUFACTURE
(OEM) AND
MRO SERVICES
FOR THERMAL
MANAGEMENT
SOLUTIONS




HEAT EXCHANGERS



COLD PLATES



OIL COOLERS



ELECTRONIC DEVICES
COOLING SYSTEM

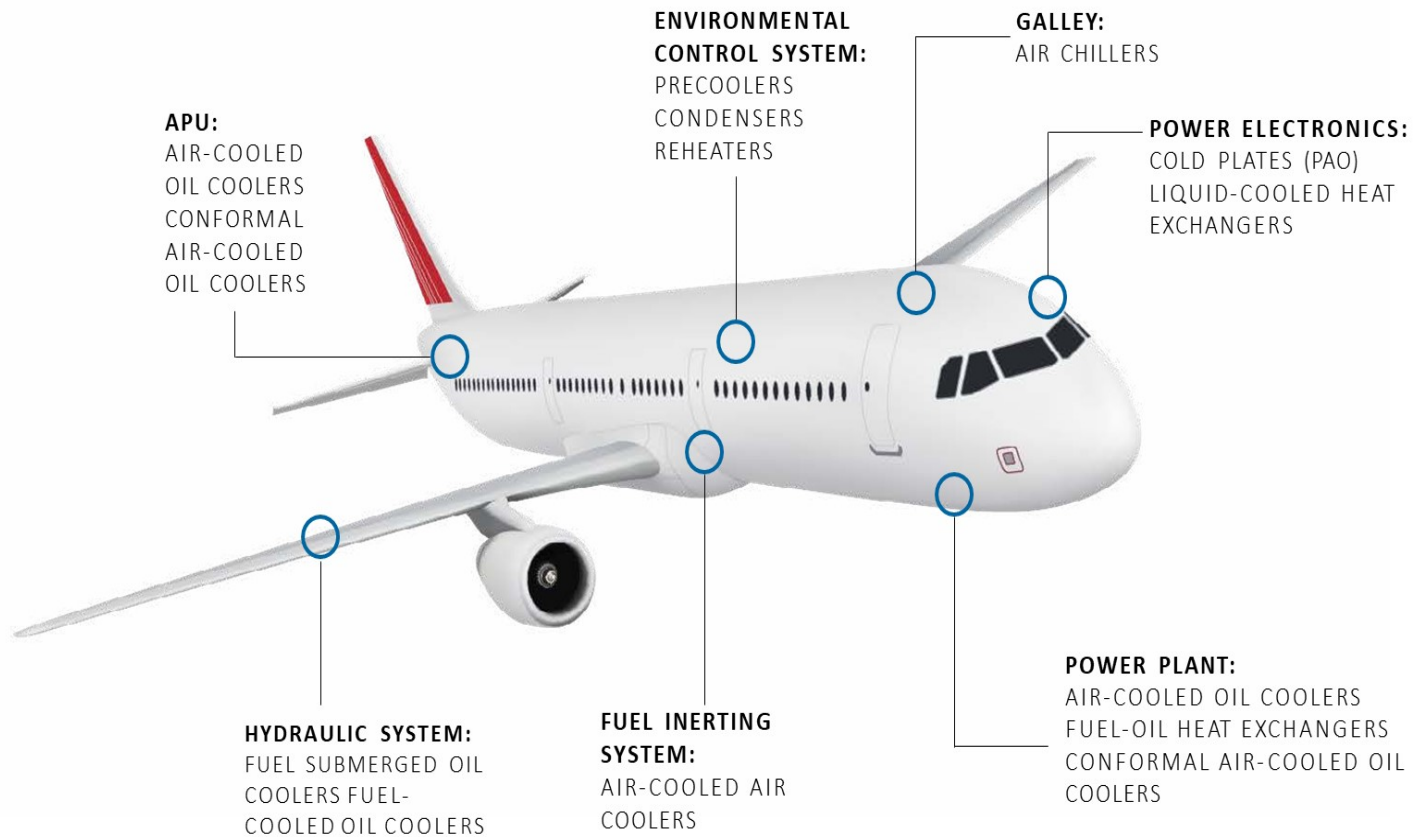


FUEL SUBMERGED HX



ECU

THERMAL MANAGEMENT SOLUTIONS



POWER AND ACTUATION

DESIGN, MANUFACTURING
AND MRO SERVICES FOR
POWER AND ACTUATION
SOLUTIONS



APU



LANDING GEARS



FUEL SYSTEM
ACCESSORIES



ECS ACCESSORIES



BLADES



COOLING SYSTEMS
ACCESSORIES



PUMPS



FINANCIALS

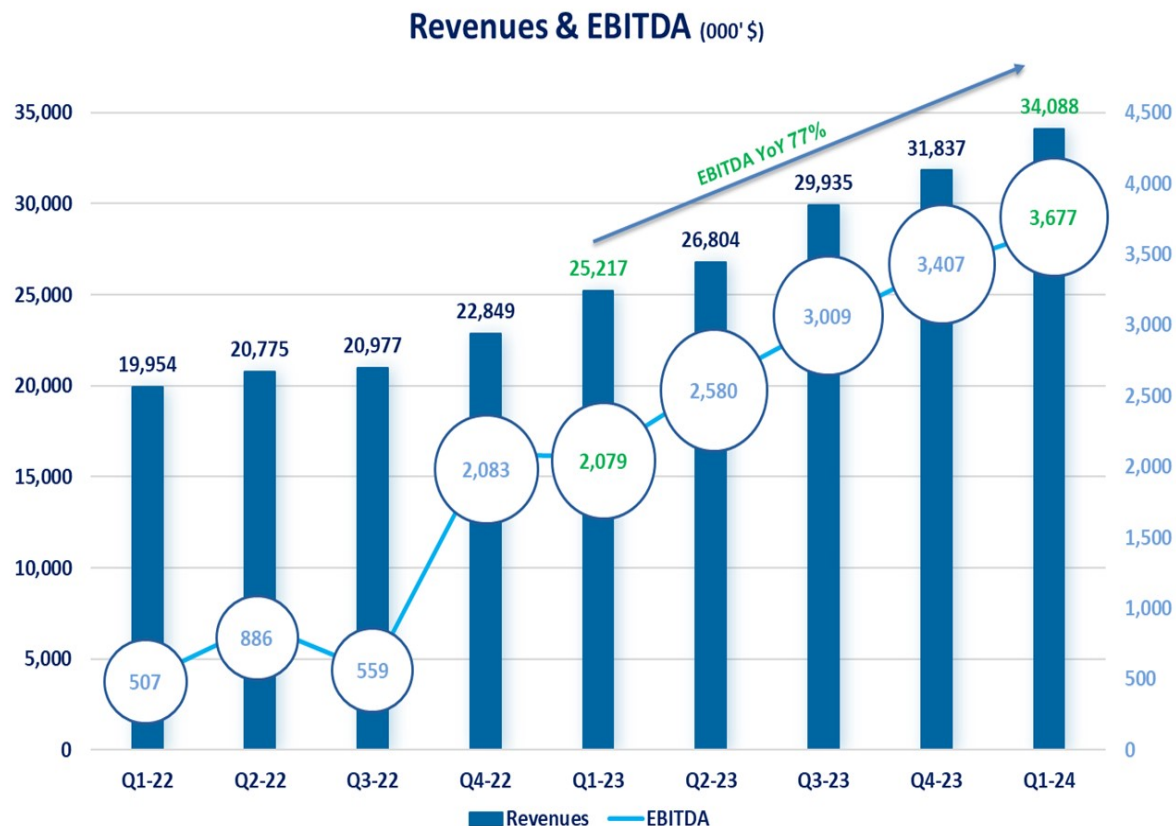
First Quarter 2024 Results key indicators

In K USD	Q1-2024	Q1-2023	Variance
Revenues	34,088	25,217	8,871 - 35%
Gross profits	7,066	4,259	2,807 - 66%
Gross Margin	20.7%	16.9%	3.8bp
Adj. EBITDA	3,677	2,079	1,598 – 77%
EBITDA Margin	10.8%	8.6%	2.2bp
Net Income/ (loss)	2,110	658	1,452 – 220%

Improvement in all parameters compared to Q1-2023



UPWARD TREND IN REVENUE AND EBITDA STARTED IN Q4/22



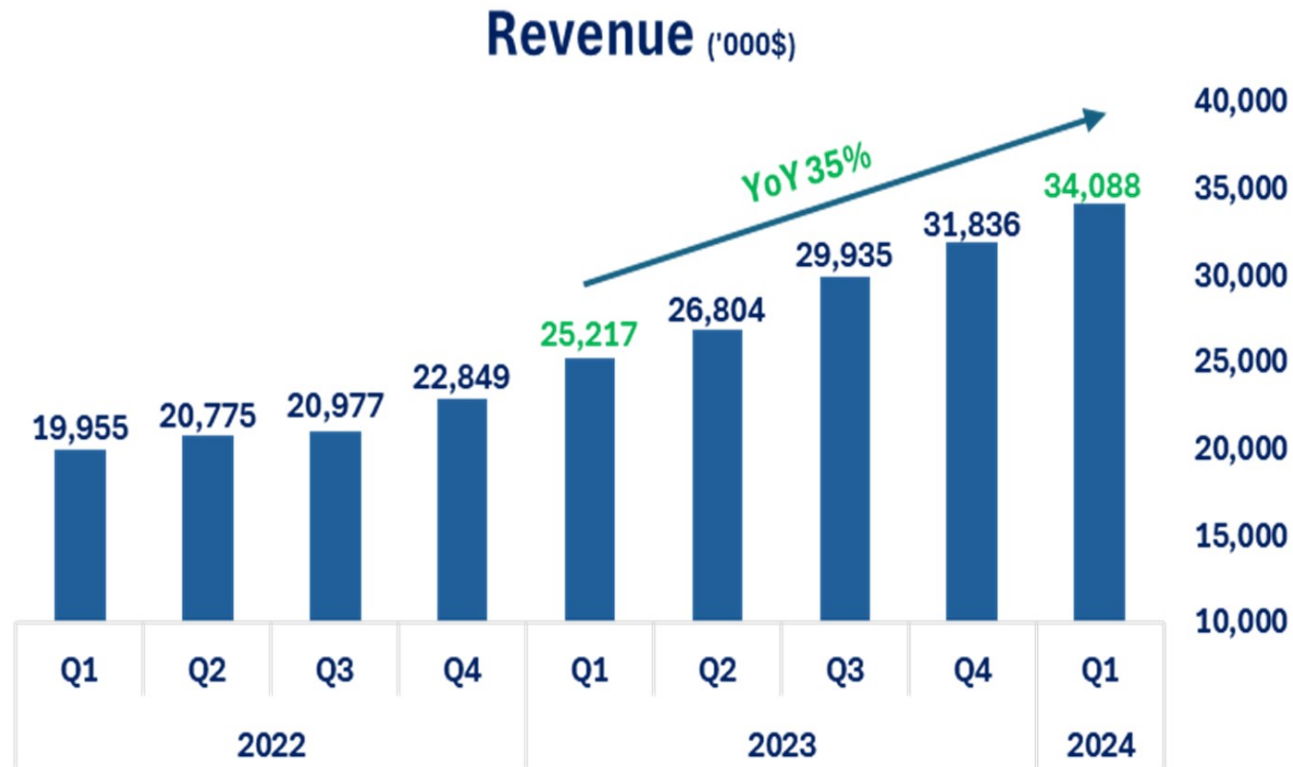
Revenues by Product

Revenues By Product (000' \$)	Q1 2023	Q2 2023	Q3 2023	Q4 2023	Q1 2024	YOY
Heat Exchange	9,789	10,287	12,480	13,311	14,197	45%
APU	6,832	7,228	8,231	9,152	9,171	34%
Trading & Leasing	1,811	2,564	1,770	2,237	2,901	60%
Accessories	1,830	1,890	1,686	1,440	2,870	57%
Landing Gears	1,965	1,745	2,502	2,315	1,478	-25%
Others	2,991	3,086	3,267	3,300	3,472	16%
Total Revenues	25,218	26,801	29,936	31,755	34,088	35%
YoY	27%	28%	43%	36%	35%	

Product segment growth works according to our strategy



UPWARD TRENDING REVENUE





Improve Profit and Margins

Gross Profit & Margins (000'\$)



* Q4-22 include Grants

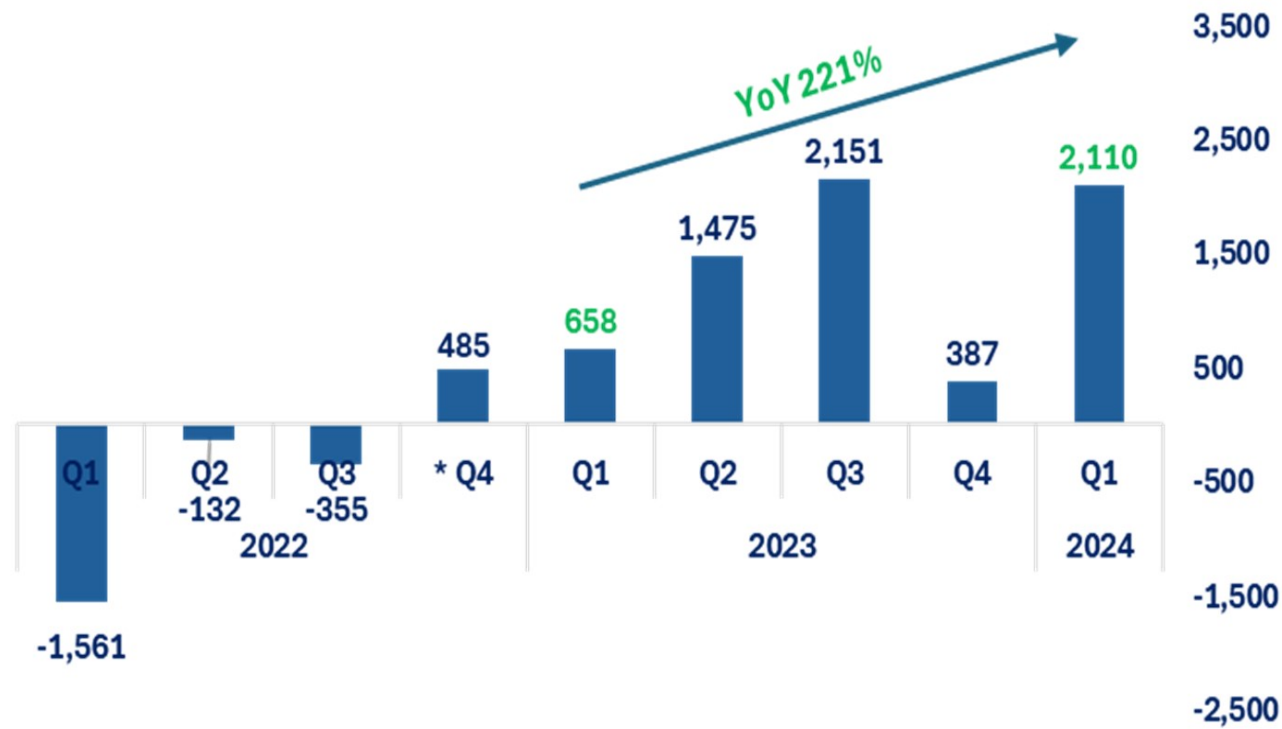
Operating Profit & margins (000'\$)



* Q4-22 include Grants



Net Income (000'\$)



* Q4-22 include Grants

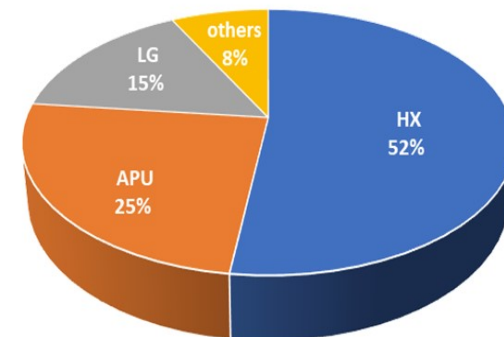
Back-log

During the period TAT was awarded contracts of over 40M\$

LTA & Orders (M\$)

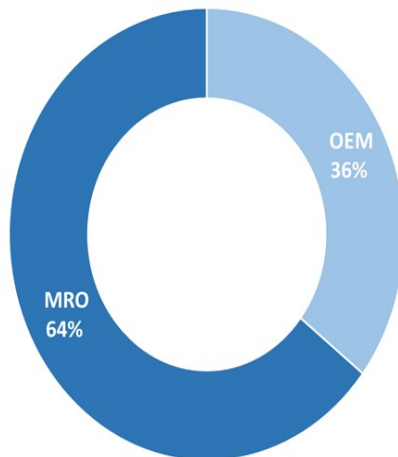


Q1-2024 LTA & Orders

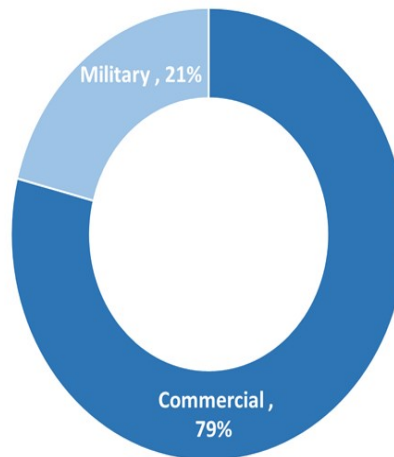


BUSINESS BREAKDOWN Q1-2024

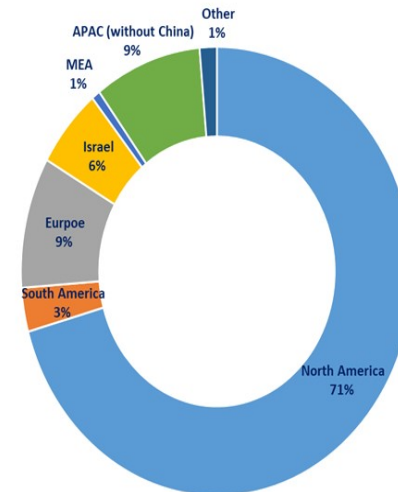
OEM Vs. MRO



Commercial Vs. Military

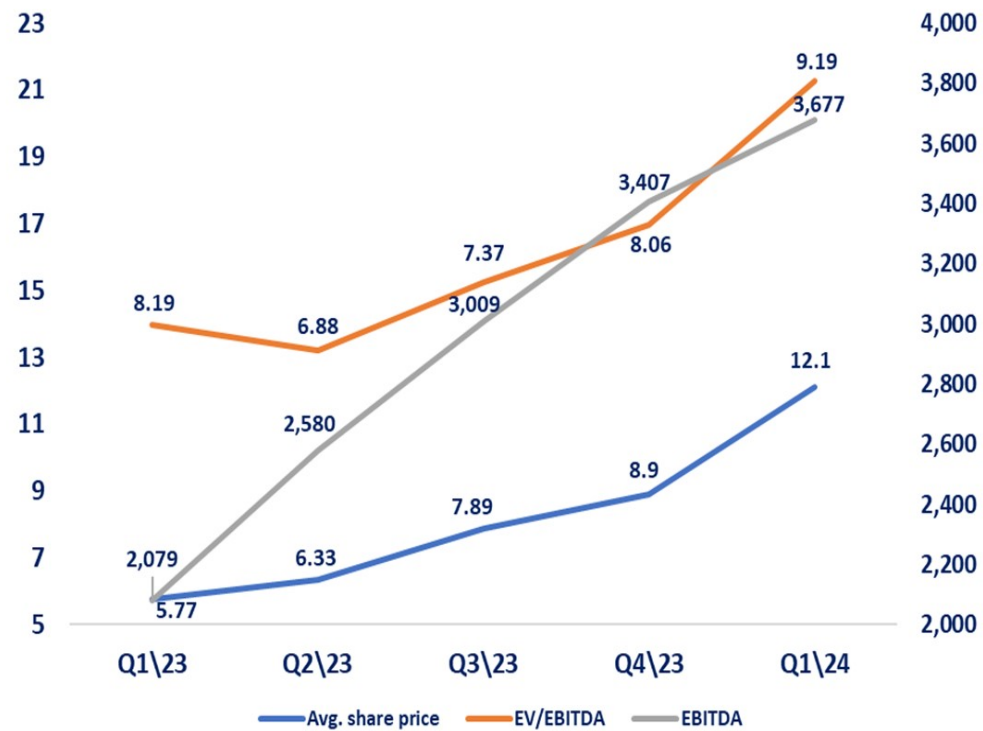


Geographic Breakdown





TAT Technologies (NASDAQ:TATT) Multiples



A young boy is seen from behind, sitting in a field of tall grass. He is holding a paper airplane up in the air with his right hand. The background is a bright, hazy sunset or sunrise over a distant town or city. The overall mood is peaceful and hopeful.

THANK YOU