


ANNUAL REPORT AND ACCOUNTS 2011



EURASIA MINING PLC

3	Chairman's Statement and Business Review
5	Directors' Biographies
6	Report of the Directors
9	Report of the Independent Auditor
10	Financial Statements
17	Notes to the Financial Statements
34	Notice of Annual General Meeting
37	Form of Proxy
39	Company Information

CHAIRMAN'S STATEMENT AND BUSINESS REVIEW

Dear Shareholder,

This time last year we reported to you on steady progress in advancing our West Kytlim project, as well as introducing our plans to expand into new projects in the Former Soviet Union. Now, at the time of writing, we are confident that the protracted efforts to begin a platinum mining project are bearing fruit.

West Kytlim

During 2011 we continued to add new areas of potential alluvial platinum resources through ongoing drilling, pitting and bulk sampling. We announced an 81% increase in C2 reserves, as defined under the Russian classification system. In September 2011 the Company received confirmation that the Urals Branch of the Federal Agency for Natural Resources had approved two further areas of additional reserves of C2 classification as defined by the Russian Standard within the Tylai-Kosvinsky (the "TK") Placer. The approval of these new reserve areas is confirmation of the extent of the TK Placer well beyond Bolshaya Sosnovka Creek, the area of our original discovery and reserve area.

These new areas have been submitted as supplemental applications to our original production licence application. Multiple approved reserve areas should permit expanding annual production levels within the eventual mining operation at West Kytlim and lengthen the mine life of the project.

Monchetundra

During the last twelve months no new exploration work has been carried out on this area and the Company is assessing its future options for the area. The other Kola exploration licence, Volchetundra, was not renewed on its expiry at the end of 2011.

Kamushanovsky

Early in 2011 the Company announced that it had executed a legally binding Memorandum of Understanding (the "MOU") to acquire an interest in the Kamushanovsky Uranium Project in Kyrgyzstan. The project is located 60 kilometres northwest of the capital Bishkek. The MOU was assigned to Energy Resources Asia Limited (the "ERA"), a new private company currently managed and controlled by Eurasia, it was co-founded with Afrasia Mining & Energy Investment Holdings Ltd which has access to a number of other uranium exploration licences in Kyrgyzstan. Financing was arranged for this project through ERA and has largely been used at Kamushanovsky pending formal offer by the government of Kyrgyzstan of the other licence applications.

The project involves the mining and concentration of peat containing uranium for subsequent transport to a nearby uranium processing plant at Kara Balta, some 60 kilometres to the southwest. A number of different processes were examined in detail during the year, with the final option not yet selected. The aim is to have this work completed by the third quarter of 2012.

CHAIRMAN'S STATEMENT AND BUSINESS REVIEW *continued*

In parallel, further exploration has continued with the objective of adding to the measured and indicated resources currently estimated at 1,775 tonnes of uranium oxide

Other activities

The Company continues to pursue other opportunities in Russia, particularly gold in the Far East. This work has led to the definition of projects with separate financing and in which the Company expects to participate in the near future.

In the difficult market conditions which have prevailed in the extractive industries over the last 12 months, we are pleased to have raised £3.4m by way of private placements. We value greatly that shareholders continue to support our strategy to build the Company into a successful platinum producer and minerals developer in the Former Soviet Union. I would like to thank you for your support and also my fellow directors and our excellent staff. The professionalism and dedication of our team give us the confidence to believe in success for Eurasia.

Michael Martineau

Chairman

DIRECTORS' BIOGRAPHIES

MICHAEL MARTINEAU

MA, D Phil, FIMMM, age 67, is Non-Executive Chairman. Following a First Class Honours degree and a Doctorate in Geology from Oxford University, he has had 30 years experience in the mining and minerals industry. He was in charge of global exploration for BP Minerals International later becoming Exploration Director of its Australian listed subsidiary, Seltrust. In 1987, he joined Cluff Resources PLC, as Director Minerals and Managing Director of Cluff Mineral Exploration Limited. In 1989 he co-founded Samax Resources, which listed on the Toronto Stock Exchange in 1996 and which was acquired by Ashanti Goldfields in 1998. He is currently a Director of Golden Star Resources Limited and First Quantum Minerals.

CHRISTIAN SCHAFFALITZKY

BA(Mod), FIMMM, PGeo, CEng, age 58, is Managing Director. With over 30 years experience in minerals exploration, Christian Schaffalitzky was a founder of Ivernia West PLC, where he led the exploration, discovery and development of the Lisheen world class zinc deposit in Ireland. More recently, he was Managing Director of Ennex International PLC, an Irish quoted mineral exploration company, focused on zinc development projects. He has also been engaged in precious and base metals minerals exploration and development in Russia and the former Soviet Union. He is an independent director on the board of Russian company, Rospadskaya Coal Company and is a director of a number of other public companies including Kibo Mining and Red Crescent Resources.

GARY FITZGERALD

age 58 is a Non-Executive Director. He was previously a Director of Framlington Investment Management Limited and has over 30 years experience in investment management. He has diverse experience of emerging markets including the launch of the first fund for investing in Russia in the early 1990's.

DMITRY SUSCHOV

age 34, is a Non-Executive Director. He is currently a director of Deloan Investments Limited and the following Russian and Ukrainian companies: Daltekhgas (Open Joint Stock Company), Kiev Oxygen Works (Closed Joint Stock Company), and Pivdentekhgaz (Open Joint Stock Company). He has also been a director of NH Capital Limited, Dutch Noble House Limited and Noble House Kazakhstan Limited. He is an Investment Banker with extensive experience in the Russian resources industry and has previously worked with IG Capital (former Lukoil-Reserve-Invest), MDM Bank, PricewaterhouseCoopers and Ernst&Young as mining & metals leader in corporate finance for Russia and CIS.

The Directors present their report and the audited financial statements for the year ended 31 December 2011 prepared in accordance with International Financial Reporting Standards (IFRS) as adopted by the European Union (EU) and implemented in the UK

Principal activities

The principal activity of the Group is mineral exploration for platinum group metals and gold. A review of the Group's activities and future prospects are set out in the Chairman's statement

Key performance indicators

At this stage of the Group business activities, the Directors think it appropriate to limit the Key Performance Indicators (KPIs) used to monitor progress in the delivery of the Group's strategic objectives, to assess actual performance against targets and to aid management of the business, other than the monitoring of licences and stages of exploration

The Board monitors relevant KPIs which it considers appropriate for a company at Eurasia's stage of development, are focussed on managing the activities inherent in exploration and appraisal operations. The KPIs for the Group are as follows

Financial KPIs

Shareholder return – the performance of the share price,
Exploration expenditure – funding and development costs

Non financial KPIs

Environment management – strict environmental policies in place,

Operational success – The number of successful exploration drilling ventures added

Principal risks and uncertainties

The risks inherent in an exploration business are kept under constant review by the Board and the Executive Committee. The going concern risk and the key financial risks affecting the Group and are set out respectively in Notes 2 and 27 to the financial statements and the principal operating risks affecting the Group are detailed below

Project development risks

The Group's mineral property licences and/or permits do not currently provide for the development of a mine. Consequently, the Company will be required to obtain further licences and/or permits (mining, environmental and otherwise) from the respective government departments in the applicable countries of operation

Political risk

The Group's assets are located in Russia which is still undergoing a substantial transformation from a centrally controlled command economy to a market-driven economy. In addition, in view of the legal and regulatory regime in Russia, legal inconsistencies may arise

Environmental issues

The Group's operations are subject to environmental regulation, including environmental impact assessments and permitting. Russian environmental legislation comprises numerous federal and regional regulations which are not fully harmonised and may not be consistently interpreted

The regulatory environment

The Group's activities are subject to extensive federal and regional laws and regulations governing various matters, including licensing, production, taxes, mine safety, labour standards, occupational health and safety and environmental protections. Amendments to current laws and regulations governing operations and activities of mining companies or more stringent implementation or interpretation of these laws and regulations can have a material adverse impact on the Group and/or delay or prevent the development or expansion of the Group's properties in Russia

Directors

The Directors who served during the period were

Michael Martineau *Non-Executive Chairman*
Christian Schaffalitzky *Managing Director*
Gary FitzGerald *Non-Executive Director*
Dmitry Suschov *Non-Executive Director*

Directors' interests

Share interests

The Directors of the Company held the following beneficial interests (including interests held by spouses and minor children) in the ordinary shares of the Company

	31 Dec 2011 No. of shares	31 Dec 2010 No. of shares
M Martineau	12,618,625	7,051,025
C Schaffalitzky	22,686,168	12,911,168
G FitzGerald	15,326,994	8,835,686
D Suschov*	234,500,000	225,000,000
Total	285,131,787	253,797,879

*as sole shareholder and director of Deloan Investment Limited

Share options

The Directors of the Company held share options granted under the Company's Executive share option scheme, as indicated below. No share options were exercised during the year

	31 Dec 2011 No. of shares	31 Dec 2010 No. of shares
M Martineau	3,700,000	700,000
C Schaffalitzky	9,200,000	1,200,000
G FitzGerald	3,225,000	225,000
D Suschov	3,000,000	nil
Total	19,125,000	2,125,000

Share capital

Issued capital of the Company as at 31 December 2011 was

	Number of shares	Nominal value £
Fully paid ordinary shares at 0.1 pence	676,968,701	676,969
Deferred shares 4.9 pence	143,377,203	7,025,483

Section 561 of the Companies Act 2006 (the "Act") provides that any shares being issued for cash must in general be issued to all existing shareholders pro-rata to their holding. However, where Directors had a general authority to allot shares, they may be authorised by the Articles or by a special resolution to allot shares pursuant to the authority as if the statutory pre-emption rights did not exist.

At the General Meeting, held on 30 June 2011, the Board was given authority to allot shares in the Company or grant rights to subscribe for or to convert any security into shares in the Company up to an aggregate nominal amount of £1,000,000, such authority to expire on the date of the next Annual General Meeting.

The Board has utilised this authority of up to a nominal amount of £1,000,000 pursuant to

- October 2011 issue of 46,850,000 ordinary shares for the nominal value of £46,850 by way of placing and grant of 46,850,000 warrants to subscribe for shares for the nominal value of £46,850,
- April 2012 issue of 288,500,000 ordinary shares for the nominal value of £288,500 by way of placing.

It will be proposed at the Annual General Meeting as an ordinary resolution to renew the Directors' general authority to issue relevant securities up to an aggregate nominal amount of £1,000,000.

It will also be proposed at the Annual General Meeting as a special resolution for the renewal of the Directors' authority to allot relevant securities for cash, without first offering them to shareholders pro rata to their holdings, pursuant to section 561 of the 2006 Act up to an aggregate nominal amount of £1,000,000.

Substantial share interests

The Company had been notified of the following interests in shares in excess of 3 per cent of the issued share capital at 21 May 2012

	No of shares held	% of share capital
Queeld Ventures Ltd	288,500,000	29.88%
Deloan Investments Limited	225,000,000	23.30%
Fitel Nominees Limited	49,289,198	5.11%
Barclayshare Nominees Limited	30,446,701	3.15%
	593,235,899	61.44%

Share Analysis

As at 21 May 2012

Holdings	No of accounts	No of shares held	% of share capital
1 - 50,000	1,156	12,242,882	1.27%
50,001 - 100,000	115	9,439,675	0.98%
100,001 - 500,000	194	48,168,382	4.99%
500,001 - 1,000,000	40	31,618,444	3.27%
1,000,001 - 5,000,000	35	66,966,324	6.94%
5,000,001 - 10,000,000	11	82,944,569	8.59%
10,000,000 - 100,000,000	12	200,588,425	20.78%
Over 100,000,000	2	225,000,000	53.19%
Totals	1,565	965,468,701	100%

Statement of Directors' responsibilities

The Directors are responsible for preparing the Directors' Report and the financial statements in accordance with applicable law and regulations.

Company law requires the directors to prepare financial statements for each financial year. Under that law the directors have to prepare the financial statements in accordance with International Financial Reporting Standards as adopted by the European Union (IFRSs). Under company law the directors must not approve the financial statements unless they are satisfied that they give a true and fair view of the state of affairs and profit or loss of the company and group for that period. In preparing these financial statements, the directors are required to

- select suitable accounting policies and then apply them consistently,
- make judgments and accounting estimates that are reasonable and prudent,
- state whether applicable IFRSs have been followed, subject to any material departures disclosed and explained in the financial statements,
- prepare the financial statements on the going concern basis unless it is inappropriate to presume that the company will continue in business.

The Directors are responsible for keeping adequate accounting records that are sufficient to show and explain the Company's transactions and disclose with reasonable accuracy at any time the financial position of the Company and Group and enable them to ensure that the financial statements comply with the Companies Act 2006. They are also responsible for safeguarding the assets of the Company and Group and hence for taking reasonable steps for the prevention and detection of fraud and other irregularities.

In so far as each of the directors is aware

- there is no relevant audit information of which the Company's auditors are unaware, and
- the Directors have taken all steps that they ought to have taken to make themselves aware of any relevant audit information and to establish that the auditors are aware of that information.

The directors are responsible for the maintenance and integrity of the corporate and financial information included on the company's website. Legislation in the United Kingdom governing the preparation and dissemination of financial statements may differ from legislation in other jurisdictions.

Corporate Governance

The Board of Directors

The Directors are responsible for the Group's system of internal control and for reviewing its effectiveness. The risk management process and systems of internal control are designed to manage rather than eliminate the risk of failure to achieve the Company's objectives. Any such system of internal financial control can only provide reasonable but not absolute assurance against material misstatement or loss.

Full Board meetings are held quarterly to review Group strategy, direction and financial performance. The executive Directors meet regularly to review operational reports from all the Group's areas of operations. The process is used to identify major business risks and evaluate their financial implications and ensure an appropriate control environment. Certain control over expenditure is delegated to on site project managers subject to Board control by means of monthly budgetary reports. Internal financial control procedures include -

- Preparation and regular review of operating budgets and forecasts
- Prior approval of all capital expenditure
- Review and debate of treasury policy
- Unrestricted access of non-executive Directors to all members of senior management

The Board, in conjunction with members of the Audit Committee, has reviewed the effectiveness of the system of internal control for the period from 1st January 2011 to the date of this report.

Audit Committee

The Chairman of the Audit Committee is Gary FitzGerald. The Audit Committee may examine any matters relating to the financial affairs of the Group and the Group's audits, this includes reviews of the annual financial statements and announcements, internal control procedures, accounting procedures, accounting policies, the appointment, independence, objectivity, terms of reference and fees of external auditors and such other related functions as the Board may require.

The membership of the Audit Committee comprises two non-executive Directors, Michael Martineau and Gary FitzGerald. The external auditors have direct access to the members of the Committee, without the presence of the executive Directors, for independent discussions.

Remuneration Committee

The Chairman of the Remuneration Committee is Michael Martineau. The Committee comprises two non-executive Directors, Michael Martineau and Gary FitzGerald. It determines the terms and conditions of employment and annual remuneration of the Executive Directors. It consults with the Managing Director, takes into consideration

external data and comparative third party remuneration and has access to professional advice outside the Company.

The key policy objectives of the Remuneration Committee in respect of the Company's executive Directors and other senior executives are -

- a) to ensure that individuals are fairly rewarded for their personal contribution to the Company's overall performance, and
- b) to act as an independent committee ensuring that due regard is given to the interests of the Company's Shareholders and to the financial and commercial health of the Company.

Remuneration of executive Directors comprises basic salary, discretionary bonuses, participation in the Company's share option scheme and other benefits. The Company's remuneration policy with regard to options is to maintain an amount of not more than 10% of the issued share capital in options for the Company's management and employees which may include the issue of new options in line with any new share issues.

Total Directors' emoluments are disclosed in notes 8 and 23 to the financial statements and the Directors' options are disclosed above. During 2011 17,000,000 options were granted to the Directors (2010 nil).

Dividends and profit retention

No dividend is proposed in respect of the year (2010 £nil) and the retained loss for the year of £949,652 (2010 £522,555) has been taken to reserves.

Research and development

The Group's research and development activities during the year continued to be concentrated principally on mineral exploration programmes and the improvement of mining techniques and metallurgical processes.

Policy on payment of suppliers

The Company's policy is to settle terms of payment with its suppliers when agreeing the terms of each transaction, ensuring that suppliers are made aware of the terms of payment, and abiding by the agreed terms. There were no trade creditors at the year-end.


Financial instruments

Details of the financial risk management objectives and policies of the Group and the exposure of the Group to currency risk and liquidity risk are set out in note 27 to the financial statements.

Auditors

Grant Thornton UK LLP are willing to continue in office and a resolution proposing their re-appointment as auditors of the Company and a resolution authorising the Directors to fix their remuneration will be put to shareholders at the Annual General Meeting.

By order of the Board
M J de Villiers Secretary
25 May 2012



REPORT OF THE INDEPENDENT AUDITOR

INDEPENDENT AUDITOR'S REPORT TO THE MEMBERS OF EURASIA MINING PLC

We have audited the financial statements of Eurasia Mining Plc for the year ended 31 December 2011 which comprise the consolidated statement of comprehensive income, consolidated statement of financial position, consolidated statement of changes in equity, company statement of changes in equity, consolidated statement of cash flows, company statement of cash flows and the related notes. The financial reporting framework that has been applied in their preparation is applicable law and International Financial Reporting Standards (IFRSs) as adopted by the European Union.

This report is made solely to the company's members, as a body, in accordance with Chapter 3 of Part 16 of the Companies Act 2006. Our audit work has been undertaken so that we might state to the company's members those matters we are required to state to them in an auditor's report and for no other purpose. To the fullest extent permitted by law, we do not accept or assume responsibility to anyone other than the company and the company's members as a body, for our audit work, for this report, or for the opinions we have formed.

Respective responsibilities of directors and auditor

As explained more fully in the Directors' Responsibilities Statement set out on page 7, the directors are responsible for the preparation of the financial statements and for being satisfied that they give a true and fair view. Our responsibility is to audit and express an opinion on the financial statements in accordance with applicable law and International Standards on Auditing (UK and Ireland). Those standards require us to comply with the Auditing Practices Board's (APB's) Ethical Standards for Auditors.

Scope of the audit of the financial statements

A description of the scope of an audit of financial statements is provided on the APB's website at www.frc.org.uk/apb/scope/private.cfm

Opinion on financial statements

In our opinion:

- the financial statements give a true and fair view of the state of the group's and of the parent company's affairs as at 31 December 2011 and of the group's loss for the year then ended,
- the Group financial statements have been properly prepared in accordance with IFRSs as adopted by the European Union,
- The Parent Company financial statements have been properly prepared in accordance with IFRSs as adopted by the European Union and as applied in accordance with the provision of the Companies Act 2006, and
- the financial statements have been prepared in accordance with the requirements of the Companies Act 2006.

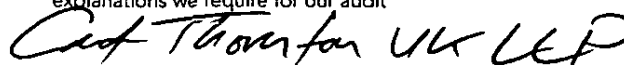
Opinion on other matter prescribed by the Companies Act 2006

In our opinion the information given in the Directors' Report for the financial year for which the financial statements are prepared is consistent with the financial statements.

Matters on which we are required to report by exception

We have nothing to report in respect of the following matters where the Companies Act 2006 requires us to report to you if, in our opinion:

- adequate accounting records have not been kept by the parent company, or returns adequate for our audit have not been received from branches not visited by us, or
- the parent company financial statements are not in agreement with the accounting records and returns, or
- certain disclosures of directors' remuneration specified by law are not made, or
- we have not received all the information and explanations we require for our audit.



Christopher Smith
Senior Statutory Auditor
for and on behalf of Grant Thornton UK LLP
Statutory Auditor, Chartered Accountants
London

25 May 2012

CONSOLIDATED STATEMENT OF COMPREHENSIVE INCOME

Eurasia Mining Plc
Company No 3010091

For the year ended 31 December 2011

	Note	Year to 31 December 2011 £	Year to 31 December 2010 £
Revenue		79,580	-
Administrative costs		(938,076)	(558,918)
Share of results from equity accounted investments	13	(29,625)	(353)
Other financial result	9	(61,531)	36,716
Loss before tax		(949,652)	(522,555)
Income tax expense	10	-	-
Loss for the period		(949,652)	(522,555)
Other comprehensive income/(loss)			
Exchange differences on translation of foreign operations		72,234	(36,500)
Other comprehensive income/(loss) for the period, net of tax		72,234	36,500
Total comprehensive loss for the period		(877,418)	(559,055)
Loss for the period attributable to			
Equity holders of the parent		(934,273)	(522,555)
Non-controlling interest		(15,379)	-
		(949,652)	(522,555)
Total comprehensive loss for the period attributable to			
Equity holders of the parent		(875,862)	(559,055)
Non-controlling interest		(1,556)	-
		(877,418)	(559,055)
Loss per share			
Basic and diluted loss (pence per share)	22	(0 15)	(0 12)

In accordance with section 408(3) of the Companies Act 2006, Eurasia Mining plc is exempt from the requirement to present its own income statement. The amount of the loss for the financial year recorded within the financial statements of Eurasia Mining plc is £991,490 (2010 £562,353)

CONSOLIDATED STATEMENT OF FINANCIAL POSITION

Eurasia Mining Plc
Company No. 3010091

As at 31 December 2011

	Note	31 December 2011 £	31 December 2010 £
ASSETS			
Non-current assets			
Property, plant and equipment	11	24,598	25,166
Investments in equity accounted investees	13	-	31,485
Other financial assets	14	2,544,321	1,148,586
Total non-current assets		2,568,919	1,205,237
Current assets			
Inventories		376	926
Trade and other receivables	15	32,907	44,803
Cash and cash equivalents		171,098	943,636
Total current assets		204,381	989,365
Total assets		2,773,300	2,194,602
EQUITY			
Issued capital	16	19,442,527	18,461,150
Reserves	18	3,209,594	3,037,083
Accumulated losses		(20,335,117)	(19,480,722)
Equity attributable to equity holders of the parent		2,317,004	2,017,511
Non-controlling interest		298,404	-
Total equity		2,615,408	2,017,511
LIABILITIES			
Current liabilities			
Trade and other payables	19	157,892	177,091
Total current liabilities		157,892	177,091
Total liabilities		157,892	177,091
Total equity and liabilities		2,773,300	2,194,602

These financial statements were approved by the board on 25 May 2012 and were signed on its behalf by



C Schaffalitzky
Managing Director

COMPANY STATEMENT OF FINANCIAL POSITION

Eurasia Mining Plc Company No. 3010091

As at 31 December 2011

	Note	31 December 2011 £	31 December 2010 £
ASSETS			
<i>Non-current assets</i>			
Property, plant and equipment	11	604	688
Investments	13	162,372	324,744
Other financial assets	14 23	3,279,237	2,264,808
Total non-current assets		3,442,213	2,590,240
<i>Current assets</i>			
Trade and other receivables	15	161,127	69,529
Cash and cash equivalents		167,717	939,843
Total current assets		328,844	1,009,372
Total assets		3,771,057	3,599,612
EQUITY			
Issued capital	16	19,442,527	18,461,150
Reserves	18	3,878,093	3,763,993
Accumulated losses		(19,889,442)	(18,977,830)
Total equity		3,431,178	3,247,313
LIABILITIES			
<i>Current liabilities</i>			
Trade and other payables	19	339,879	352,299
Total current liabilities		339,879	352,299
Total liabilities		339,879	352,299
Total equity and liabilities		3,771,057	3,599,612

These financial statements were approved by the board on 25 May 2012 and were signed on its behalf by



C. Schaffalitzky
Managing Director

CONSOLIDATED STATEMENT OF CHANGES IN EQUITY

Eurasia Mining Plc Company No 3010091

For the year ended 31 December 2011

	Share capital £	Share premium £	Deferred shares £	Capital redemption and other reserves £	Foreign currency translation reserve £	Accumulated losses £	Total attributable to owners of parent £	Minority interest £	Total £
Balance at 1 January 2010	356,337	8,858,724	7,025,483	3,767,933	(690,410)	(18,973,243)	344,824	-	344,824
Issue of ordinary shares on exercise of warrants	81,434	786,652	-	(53,752)	-	-	814,334	-	814,334
Issue of ordinary shares for cash	145,575	1,310,175	-	-	-	-	1,455,750	-	1,455,750
Share issue cost	-	(103,230)	-	-	-	-	(103,230)	-	(103,230)
Cancellation of options by forfeiture	-	-	-	(15,076)	-	15,076	-	-	-
Recognition of share-based payment	-	-	-	64,888	-	-	64,888	-	64,888
Transactions with owners	227,009	1,993,597	-	(3,940)	-	15,076	2,231,742	-	2,231,742
Loss for the period	-	-	-	-	-	(522,555)	(522,555)	-	(522,555)
Exchange differences on translation of foreign operations	-	-	-	-	(36,500)	-	(36,500)	-	(36,500)
Total recognised income and expense for the period	-	-	-	-	(36,500)	(522,555)	(559,055)	-	(559,055)
Balance at 31 December 2010	583,346	10,852,321	7,025,483	3,763,993	(726,910)	(19,480,722)	2,017,511	-	2,017,511
Balance at 1 January 2011	583,346	10,852,321	7,025,483	3,763,993	(726,910)	(19,480,722)	2,017,511	-	2,017,511
Issue of ordinary shares on exercise of warrants	46,773	492,279	-	(71,323)	-	-	467,729	-	467,729
Issue of ordinary shares for cash	46,850	421,650	-	-	-	-	468,500	-	468,500
Share issue cost	-	(26,175)	-	-	-	-	(26,175)	-	(26,175)
Cancellation of options by forfeiture	-	-	-	(79,878)	-	79,878	-	-	-
Recognition of share-based payment	-	-	-	265,301	-	-	126,199	-	126,199
Non-controlling interest	-	-	-	-	-	-	-	299,960	299,960
Transactions with owners	93,623	887,754	-	114,100	-	79,878	1,175,355	299,960	1,475,315
Loss for the period	-	-	-	-	-	(934,273)	(934,273)	(15,379)	(949,652)
Exchange differences on translation of foreign operations	-	-	-	-	58,411	-	58,411	13,823	72,234
Total recognised income and expense for the period	-	-	-	-	58,411	(934,273)	(875,862)	(1,556)	(877,418)
Balance at 31 December 2011	676,969	11,740,075	7,025,483	3,878,093	(668,499)	(20,335,117)	2,317,004	298,404	2,615,408

COMPANY STATEMENT OF CHANGES IN EQUITY

Eurasia Mining Plc Company No. 3010091

For the year ended 31 December 2011

	Share capital £	Share premium £	Deferred shares £	Other reserves £	Retained loss £	Total £
Balance at 1 January 2010	356,337	8,858,724	7,025,483	3,767,933	(18,430,553)	1,577,924
Issue of ordinary shares on exercise of warrants	81,434	786,652	-	(53,752)	-	814,334
Issue of ordinary shares for cash	145,575	1,310,175	-	-	-	1,455,750
Share issue cost	-	(103,230)	-	-	-	(103,230)
Cancellation of options by forfeiture	-	-	-	(15,076)	15,076	-
Recognition of share-based payment	-	-	-	64,888	-	64,888
Transactions with owners	227,009	1,993,597	-	(3,940)	15,076	2,231,742
Loss for the period	-	-	-	-	(562,353)	(562,353)
Balance at 31 December 2010	583,346	10,852,321	7,025,483	3,763,993	(18,977,830)	3,247,313
Balance at 1 January 2011	583,346	10,852,321	7,025,483	3,763,993	(18,977,830)	3,247,313
Issue of ordinary shares on exercise of warrants	46,773	492,279	-	(71,323)	-	467,729
Issue of ordinary shares for cash	46,850	421,650	-	-	-	468,500
Share issue cost	-	(26,175)	-	-	-	(26,175)
Cancellation of options by forfeiture	-	-	-	(79,878)	79,878	-
Recognition of share-based payment	-	-	-	265,301	-	265,301
Transactions with owners	93,623	887,754	-	114,100	79,878	1,175,355
Loss for the period	-	-	-	-	(991,490)	(991,490)
Balance at 31 December 2011	676,969	11,740,075	7,025,483	3,878,093	(19,889,442)	3,431,178

CONSOLIDATED STATEMENT OF CASH FLOWS

Eurasia Mining Plc Company No. 3010091

For the year ended 31 December 2011

	Year to 31 December 2011 £	Year to 31 December 2010 £
Cash flows from operating activities		
Loss for the period	(949,652)	(522,555)
Adjustments for		
Depreciation of non-current assets	1,039	1,345
(Profit)/loss on disposal of investments	-	162
Share of loss of associates	29,625	353
Net foreign exchange loss	61,531	(36,878)
Expense recognised in income statement in respect of equity-settled share-based payments	265,301	64,888
	(592,156)	(492,685)
Movement in working capital		
Decrease in inventories	550	449
Decrease/(Increase) in trade and other receivables	12,184	(18,778)
(Increase)/Decrease in trade payables	(19,427)	32,317
Cash outflow from operations	(598,849)	(478,697)
Net cash flow from operating activities	(598,849)	(478,697)
Cash flows from investing activities		
Advanced to joint venture	(1,006,261)	(882,323)
Advanced to non-related party	(389,392)	-
Purchase of property, plant and equipment	(513)	-
Contributed by non-controlling party	299,960	-
Net cash (used)/generated in investing activities	(1,096,206)	(882,323)
Cash flows from financing activities		
Proceeds from issue of equity shares	910,054	2,166,854
Net cash proceeds from financing activities	910,054	2,166,854
Net increase/(decrease) in cash and cash equivalents	(785,001)	805,834
Effects of exchange rate changes on the balance of cash held in foreign currencies	12,463	45
Cash and cash equivalents at beginning of period	943,636	137,757
Cash and cash equivalents at end of period	171,098	943,636

COMPANY STATEMENT OF CASH FLOWS

Eurasia Mining Plc Company No. 3010091

For the year ended 31 December 2011

	Year to 31 December 2011	Year to 31 December 2010
Note	£	£
Cash flows from operating activities		
Loss for the period	(991,490)	(562,353)
Adjustments for		
Depreciation of non-current assets	598	1,007
Impairment loss	162,372	-
Net foreign exchange loss	23	(673)
Expense recognised in income statement in respect of equity-settled share-based payments	265,301	64,888
	(563,196)	(497,131)
Movement in working capital		
Increase in trade and other receivables	(91,825)	(19,602)
(Decrease)/increase in trade payables	(11,865)	37,654
	(666,886)	(479,079)
Cash outflow from operations		
	(666,886)	(479,079)
Net cash flow from operating activities		
	(666,886)	(479,079)
Cash flows from investing activities		
Purchase of property, plant and equipment	11 (514)	-
Amounts advanced to related party	23 (1,014,429)	(884,234)
	(1,014,943)	(884,234)
Cash flows from financing activities		
Proceeds from issue of equity shares	16 910,054	2,166,854
Net proceeds from issue of convertible loan notes	-	-
	910,054	2,166,854
Net (decrease)/increase in cash and cash equivalents		
	(771,775)	803,541
Effects of exchange rate changes on the balance of cash held in foreign currencies	(351)	580
	939,843	135,722
Cash and cash equivalents at beginning of period	939,843	135,722
Cash and cash equivalents at end of period	167,717	939,843

NOTES TO THE CONSOLIDATED FINANCIAL STATEMENTS

For the year ended 31 December 2011

1 General information

Eurasia Mining Plc (the "Company") is a public limited company incorporated and domiciled in Great Britain with its registered office and principal place of business at Suite 139, Grosvenor Gardens House, 35-37 Grosvenor Gardens, London SW1W 0BS. The Company's shares are listed on the Alternative Investment Market of the London Stock Exchange. The principal activities of the Company and its subsidiaries (the "Group") are related to the exploration for and development of platinum group metals, gold and other minerals in Russia.

Eurasia Mining Plc's consolidated financial statements are presented in Pounds Sterling (£), which is also the functional currency of the parent company.

2 Going concern

In April 2012 the Company issued 288,500,000 ordinary shares raising total of £2,885,000. The directors have a reasonable expectation based on a review of the Group's budgets, plans, cash flow forecasts and the ability to flex their forecasts to suit prevailing circumstances, that the Group is a going concern for a period of at least 12 months from the date of signing the financial statements.

3 Summary of significant accounting policies

3.1 Basis of preparation

The consolidated financial statements of the Group have been prepared in accordance with International Financial Reporting Standards (IFRS) as issued by the International Accounting Standards Board (IASB) as endorsed by the EU.

These financial statements have been prepared under the historical cost convention. The accounting policies have been applied consistently throughout the Group for the purposes of preparation of these consolidated financial statements.

3.2 Presentation of financial statements

The consolidated financial statements are presented in accordance with IAS 1 Presentation of Financial Statements (revised 2007). The Group has elected to present the "Statement of comprehensive income" in one statement.

3.3 Basis of consolidation

The consolidated financial statements incorporate the financial statements of the Company and entities controlled by the Company. Control is achieved where the Company has the power to govern the financial and operating policies of an entity so as to obtain benefits from its activities.

The results of subsidiaries acquired or disposed of are included in the consolidated income statement from the effective date of acquisition or up to the effective date of disposal, as appropriate.

Where necessary, adjustments are made to the financial statements of subsidiaries to bring their accounting policies into line with those used by other members of the Group.

All intra-group transactions, balances, income and expenses are eliminated in full on consolidation.

Minority interests in the net assets of consolidated subsidiaries are identified separately from the Group's

equity therein. Minority interests consist of the amount of those interests at the date of the original business combination and the minority's share of changes in equity since the date of the combination.

Losses applicable to the minority in excess of the minority's interest in the subsidiary's equity are allocated against the interests of the Group except to the extent that the minority has a binding obligation and is able to make an additional investment to cover the losses.

3.4 Business combinations

For business combinations occurring since 1 January 2010, the requirements of IFRS 3R have been applied (see note 3.2.1). The consideration transferred by the Group to obtain control of a subsidiary is calculated as the sum of the acquisition-date fair values of assets transferred, liabilities incurred and the equity interests issued by the Group, which includes the fair value of any asset or liability arising from a contingent consideration arrangement. Acquisition costs are expensed as incurred.

The Group recognises identifiable assets acquired and liabilities assumed in a business combination regardless of whether they have been previously recognised in the acquiree's financial statements prior to the acquisition. Assets acquired and liabilities assumed are generally measured at their acquisition-date fair values.

Goodwill is stated after separate recognition of identifiable intangible assets. It is calculated as the excess of the sum of a) fair value of consideration transferred, b) the recognised amount of any non-controlling interest in the acquiree and c) acquisition-date fair value of any existing equity interest in the acquiree, over the acquisition-date fair values of identifiable net assets. If the fair values of identifiable net assets exceed the sum calculated above, the excess amount (ie gain on a bargain purchase) is recognised in profit or loss immediately.

3.5 Interests in joint ventures

A joint venture is a contractual arrangement whereby the Group and other parties undertake an economic activity that is subject to joint control, that is when the strategic financial and operating policy decisions relating to the activities of the joint venture require the unanimous consent of the parties sharing control.

The Group reports its interests in jointly controlled entities using the equity method of accounting, except when the investment is classified as held for sale, in which case it is accounted for in accordance with IFRS 5 *Non-current Assets Held for Sale and Discontinued Operations*.

Under the equity method, investments in joint ventures are carried in the consolidated balance sheet at cost as adjusted for post-acquisition changes in the Group's share of the net assets of the joint venture, less any impairment in the value of individual investments. Losses of a joint venture in excess of the Group's interest in that joint venture are not recognised, unless the Group has incurred legal or constructive obligations or made payments on behalf of the joint venture.

Any excess of the cost of acquisition over the Group's share of the net fair value of the identifiable assets, liabilities and contingent liabilities of the joint venture recognised at the date of acquisition is recognised as goodwill.

NOTES TO THE CONSOLIDATED FINANCIAL STATEMENTS continued

For the year ended 31 December 2011

The goodwill, if any is included within the carrying amount of the investment and is assessed annually for impairment as part of the investment. Any excess of the Group's share of the net fair value of the identifiable assets, liabilities and contingent liabilities over the cost of acquisition, after reassessment, is recognised immediately in profit or loss.

Unrealised gains on transactions between the Group and its joint venture are eliminated to the extent of the Group's interest in the joint venture. Unrealised losses are also eliminated unless the transaction provides evidence of an impairment of the asset transferred.

3.6 Interests in associates

An associate is an entity over which the Group has significant influence and that is neither a subsidiary nor an interest in a joint venture. Significant influence is the power to participate in the financial and operating policy decisions of the investee but is not control or joint control over those policies.

The results and assets and liabilities of associates are incorporated in these financial statements using the equity method of accounting, except when the investment is classified as held for sale, in which case it is accounted for in accordance with IFRS 5 Non-current Assets Held for Sale and Discontinued Operations. Under the equity method, investments in associates are carried in the consolidated balance sheet at cost as adjusted for post-acquisition changes in the Group's share of the net assets of the associate, less any impairment in the value of individual investments. Losses of an associate in excess of the Group's interest in that associate are not recognised, unless the Group has incurred legal or constructive obligations or made payments on behalf of the associate.

Any excess of the cost of acquisition over the Group's share of the net fair value of the identifiable assets, liabilities and contingent liabilities of the associate recognised at the date of acquisition is recognised as goodwill.

The goodwill, if any, is included within the carrying amount of the investment and is assessed annually for impairment as part of the investment. Any excess of the Group's share of the net fair value of the identifiable assets, liabilities and contingent liabilities over the cost of acquisition, after reassessment, is recognised immediately in profit or loss.

Where a group entity transacts with an associate of the Group, profits and losses are eliminated to the extent of the Group's interest in the relevant associate.

3.7 Foreign currencies

Functional and presentation currency

The individual financial statements of each group entity are presented in the currency of the primary economic environment in which the entity operates ("the functional currency"). The consolidated financial statements are presented in GBP, which is the functional and the presentation currency of the Company.

Transaction and balances

Foreign currency transactions are translated into the functional currency using the exchange rates prevailing at the dates of the transactions. Foreign exchange gains and losses resulting from the settlement of such transactions and from the translation at year-end exchange rates of

monetary assets and liabilities denominated in foreign currencies are recognised in the income statement.

Non-monetary items that are measured in terms of historical cost in a foreign currency are not retranslated.

Group companies

The results and financial position of all the group entities (none of which has the currency of a hyperinflationary economy) that have a functional currency different from the presentation currency are translated into the presentation currency as follows:

- assets and liabilities for each balance sheet presented are translated at the closing rate at the date of that balance sheet,
- income and expenses for each income statement are translated at average exchange rates (unless this average is not a reasonable approximation of the cumulative effect of the rates prevailing on the transaction dates, in which case income and expenses are translated at the rate on the dates of the transactions), and
- all resulting exchange differences are recognised as a separate component of other comprehensive income.

When a foreign operation is partially disposed of or sold, exchange differences that were recorded as other comprehensive income are recognised in the income statement as part of the gain or loss on sale.

3.8 Borrowing costs

Borrowing costs directly attributable to the acquisition, construction or production of qualifying assets, which are assets that necessarily take a substantial period of time to get ready for their intended use or sale, are added to the cost of those assets, until such time as the assets are substantially ready for their intended use or sale. Investment income earned on the temporary investment of specific borrowings pending their expenditure on qualifying assets is deducted from the borrowing costs eligible for capitalisation.

All other borrowing costs are recognised in profit or loss in the period in which they are incurred.

3.9 Share-based payments

Equity-settled share-based payments

Equity-settled share-based payments to employees and others providing similar services are measured at the fair value of the equity instrument at the grant date. Fair value is measured by use of Black Scholes model. The expected life used in the model has been adjusted, based on management's best estimate, for the effects of non-transferability, exercise restrictions and behavioural considerations.

The fair value determined at the grant date of the equity-settled share-based payments is expensed on a straight-line basis over the vesting period, based on the Group's estimate of shares that will eventually vest.

Equity-settled share-based payment transactions with other parties are measured at the fair value of the goods and services received, except where the fair value cannot be estimated reliably, in which case they are measured at the fair value of the equity instruments granted, measured at the date the entity obtains the goods or the counterparty renders the service.

NOTES TO THE CONSOLIDATED FINANCIAL STATEMENTS continued

For the year ended 31 December 2011

All equity-settled share-based payments are ultimately recognised as an expense in the income statement with a corresponding credit to "Share-based payments reserve"

Upon exercise of share options the proceeds received net of attributable transaction costs are credited to share capital, and where appropriate share premium. No adjustment is made to any expense recognised in prior periods if share options ultimately exercised are different to that estimated on vesting or if the share options vest but are not exercised.

Cash-settled share-based payments

For cash-settled share-based payments, a liability equal to the portion of the goods or services received is recognised at the current fair value determined at each balance sheet date.

3 10 Revenue

Revenue comprises project management services to external customers (excluding VAT). Consideration receivable from customers is only recorded as revenue to the extent that the Company has performed its contractual obligations in respect of that consideration.

3 11 Taxation

Income tax expense represents the sum of the tax currently payable and deferred tax.

Current tax

The tax payable is based on taxable profit for the year. Taxable profit differs from profit as reported in the income statement because it excludes items of income or expense that are taxable or deductible in other years and it further excludes items that are never taxable or deductible. The Group's liability for current tax is calculated using tax rates that have been enacted or substantively enacted by the balance sheet date.

Deferred tax

Deferred income tax is provided in full, using the liability method, on temporary differences arising between the tax bases of assets and liabilities and their carrying amounts in the consolidated financial statements. However, the deferred income tax is not accounted for if it arises from initial recognition of goodwill, initial recognition of an asset or liability in a transaction other than a business combination that at the time of the transaction affects neither accounting nor taxable profit or loss. Deferred income tax is determined using tax rates (and laws) that have been enacted or substantively enacted by the balance sheet date and are expected to apply when the related deferred income tax asset is realised or the deferred income tax liability is settled.

Deferred income tax assets are recognised to the extent that it is probable that future taxable profit will be available against which the temporary differences can be utilised.

Deferred income tax is provided on temporary differences arising on investments in subsidiaries and associates, except where the timing of the reversal of the temporary difference is controlled by the Group and it is probable that the temporary difference will not reverse in the foreseeable future.

3 12 Property, plant and equipment

Freehold properties held for administrative purposes, are stated in the balance sheet at cost.

Fixtures and equipment are stated at cost less accumulated depreciation and any accumulated impairment losses.

Depreciation is charged so as to write off the cost or valuation of assets over their estimated useful lives, using the straight-line method. The estimated useful lives, residual values and depreciation method are reviewed at each year end, with the effect of any changes in estimate accounted for on a prospective basis.

The estimated useful lives are as follows:

Office equipment	3 years
Furniture and fittings	5 years

The gain or loss arising on the disposal or retirement of an item of property, plant and equipment is determined as the difference between the sales proceeds and the carrying amount of the asset and is recognised in profit or loss.

Useful lives used in the calculation of depreciation range from three to five years.

3 13 Intangible assets

Exploration, evaluation and development of mineral resources

Exploration and evaluation expenditure comprises costs that are directly attributable to:

- researching and analysing existing exploration data,
- conducting geological studies, exploratory drilling and sampling,
- examining and testing extraction and treatment methods, and/or
- compiling prefeasibility and feasibility studies.

Exploration expenditure relates to the initial search for deposits with economic potential. Evaluation expenditure arises from a detailed assessment of deposits that have been identified as having economic potential. Expenditure on exploration activity is not capitalised. Capitalisation of evaluation expenditure commences when there is a high degree of confidence in the project's viability and hence it is probable that future economic benefits will flow to the Group.

Such capitalised evaluation expenditure is reviewed for impairment at each balance sheet date. The review is based on a status report regarding the Group's intentions for development of the undeveloped property. Subsequent recovery of the resulting carrying value depends on successful development of the area of interest or sale of the project.

If a project does not prove viable, all irrecoverable costs associated with the project net of any related impairment provisions are written off.

NOTES TO THE CONSOLIDATED FINANCIAL STATEMENTS continued

For the year ended 31 December 2011

3 14 Impairment testing of goodwill, other intangible assets and property, plant and equipment

At each balance sheet date, the Group reviews the carrying amounts of the assets to determine whether there is any indication that those assets have suffered an impairment loss. If any such indication exists, the recoverable amount of the asset is estimated in order to determine the extent of the impairment loss (if any). Where it is not possible to estimate the recoverable amount of an individual asset, the Group estimates the recoverable amount of the cash-generating unit to which the asset belongs. Where a reasonable and consistent basis of allocation can be identified, corporate assets are also allocated to individual cash-generating units, or otherwise they are allocated to the smallest group of cash-generating units for which a reasonable and consistent allocation basis can be identified.

Intangible assets with indefinite useful lives and intangible assets not yet available for use are tested for impairment annually, and whenever there is an indication that the asset may be impaired.

Recoverable amount is the higher of fair value less costs to sell and value in use. In assessing value in use, the estimated future cash flows are discounted to their present value using a pre-tax discount rate that reflects current market assessments of the time value of money and the risks specific to the asset for which the estimates of future cash flows have not been adjusted.

If the recoverable amount of an asset (or cash-generating unit) is estimated to be less than its carrying amount, the carrying amount of the asset (cash-generating unit) is reduced to its recoverable amount. An impairment loss is recognised immediately in profit or loss, unless the relevant asset is carried at a revalued amount, in which case the impairment loss is treated as a revaluation decrease. Impairment losses recognised for cash-generating units, to which goodwill has been allocated, are credited initially to the carrying value of goodwill.

Where an impairment loss subsequently reverses, the carrying amount of the asset (cash-generating unit) is increased to the revised estimate of its recoverable amount, but so that the increased carrying amount does not exceed the carrying amount that would have been determined had no impairment loss been recognised for the asset (cash-generating unit) in prior years.

A reversal of an impairment loss of the assets other than goodwill is recognised immediately in profit or loss, unless the relevant asset is carried at a revalued amount, in which case the reversal of the impairment loss is treated as a revaluation increase.

3 15 Financial instruments

Financial assets and liabilities are recognised on the group's balance sheet when the group has become a party to the contractual provisions of the instrument.

Financial assets

Loans and receivables

Trade receivables, loans, and other receivables that have fixed or determinable payments that are not quoted in an active market are classified as 'loans and receivables'. Loans and receivables are measured at amortised cost using the effective interest method less any impairment. Interest

income is recognised by applying the effective interest rate, except for short-term receivables where the recognition of interest would be immaterial.

Cash and cash equivalents

Cash and cash equivalents comprise cash in hand and on deposit with banks.

Available-for-sale financial assets

Available-for-sale financial assets include non-derivative financial assets that are either designated as such or do not qualify for inclusion in any of the other categories of financial assets. All financial assets within this category are measured subsequently at fair value, with changes in value recognised as a component of other comprehensive income. Gains and losses arising from investments classified as available-for-sale are recognised in the income statement when they are sold or when the investment is impaired.

Impairment of financial assets

Financial assets are assessed for indicators of impairment at each balance sheet date. Financial assets are impaired where there is objective evidence that, as a result of one or more events that occurred after the initial recognition of the financial asset, the estimated future cash flows of the investment have been impacted. For financial assets carried at amortised cost, the amount of the impairment is the difference between the asset's carrying amount and the present value of estimated future cash flows, discounted at the original effective interest rate.

The carrying amount of the financial asset is reduced by the impairment loss directly for all financial assets with the exception of trade receivables where the carrying amount is reduced through the use of an allowance account.

When a trade receivable is uncollectible, it is written off against the allowance account. Subsequent recoveries of amounts previously written off are credited against the allowance account. Changes in the carrying amount of the allowance account are recognised in profit or loss.

With the exception of available-for-sale financial assets, if, in a subsequent period, the amount of the impairment loss decreases and the decrease can be related objectively to an event occurring after the impairment was recognised, the previously recognised impairment loss is reversed through profit or loss to the extent that the carrying amount of the investment at the date the impairment is reversed does not exceed what the amortised cost would have been had the impairment not been recognised.

In the case of impairment of available-for-sale assets, any loss previously recognised as other comprehensive income is transferred to the income statement. Impairment losses recognised in the income statement on equity instruments are not reversed through the income statement. Impairment losses recognised previously on debt securities are reversed through the income statement when the increase can be related objectively to an event occurring after the impairment loss was recognised in the income statement.

Financial liabilities and equity instruments issued by the Group

Classification as debt or equity

Financial liabilities and equity instruments are classified according to the substance of the contractual arrangements entered into. An equity instrument is any contract that

NOTES TO THE CONSOLIDATED FINANCIAL STATEMENTS continued

For the year ended 31 December 2011

evidences a residual interest in the assets of the entity after deducting all of its financial liabilities

Where the contractual liabilities of financial instruments (including share capital) are equivalent to a similar debt instrument, those financial instruments are classed as financial liabilities, and are presented as such in the balance sheet. Finance costs and gains or losses relating to financial liabilities are included in the income statement. Finance costs are calculated so as to produce a constant rate of return on the outstanding liability.

Where the contractual terms of share capital do not have any features meeting the definition of a financial liability then such capital is classed as an equity instrument. Dividends and distributions relating to equity instruments are debited direct to equity.

Compound financial instruments

Compound financial instruments comprise both liability and equity components. At issue date, the fair value of the liability component is estimated by discounting its future cash flows at an interest rate that would have been payable on a similar debt instrument without any equity conversion option. The liability component is accounted for as a financial liability.

The difference between the net issue proceeds and the liability component, at the time of issue, is the residual or equity component, which is accounted for as an equity instrument.

Transaction costs that relate to the issue of a compound financial instrument are allocated to the liability and equity components of the instrument in proportion to the allocation of the proceeds. Transaction costs comprise transaction and professional fees and warrants (if any) attached to the instrument and valued using Black-Scholes valuation model.

The interest expense on the liability component is calculated by applying the effective interest rate for the liability component of the instrument. The difference between any repayments and the interest expense is deducted from the carrying amount of the liability.

Other financial liabilities

Other financial liabilities, are initially measured at fair value, net of transaction costs.

Other financial liabilities are subsequently measured at amortised cost using the effective interest method, with interest expense recognised on an effective yield basis.

The effective interest method is a method of calculating the amortised cost of a financial liability and of allocating interest expense over the relevant period. The effective interest rate is the rate that exactly discounts estimated future cash payments through the expected life of the financial liability, or, where appropriate, a shorter period.

3.16 Segmental reporting

Operating segments are reported in a manner consistent with the internal reporting provided to the Chief Operating Decision-Maker. The Chief Operating Decision-Maker, who is responsible for allocating resources and assessing performance of the operating segments, has been identified as the executive directors of the Group that make the strategic decisions.

4 New IFRS accounting standards and interpretations not yet adopted

At the date of authorisation of these financial statements, certain new standards, amendments and interpretations to existing standards have been published but are not yet effective, and have not been adopted early by the Group.

Management anticipates that all of the pronouncements will be adopted in the Group's accounting policy for the first period beginning after the effective date of the pronouncement. Information on new standards, amendments and interpretations that are expected to be relevant to the Group's financial statements is provided below. Certain other new standards and interpretations have been issued but are not expected to have a material impact on the Group's financial statements.

IFRS 9 Financial Instruments (IFRS 9)

The IASB aims to replace IAS 39 Financial Instruments Recognition and Measurement in its entirety. IFRS 9 is being issued in phases. To date, the chapters dealing with recognition, classification, measurement and de-recognition of financial assets and liabilities have been issued. These chapters are effective for annual periods beginning 1 January 2015. Further chapters dealing with impairment methodology and hedge accounting are still being developed. The Group's management have yet to assess the impact of this new standard on the Group's consolidated financial statements. However, they do not expect to implement IFRS 9 until all of its chapters have been published and they can comprehensively assess the impact of all changes.

Consolidation Standards

A package of consolidation standards are effective for annual periods beginning or after 1 January 2013. Information on these new standards is presented below. The Group's management have yet to assess the impact of these new and revised standards on the Group's consolidated financial statements.

IFRS 10 Consolidated Financial Statements (IFRS 10)

IFRS 10 supersedes IAS 27 Consolidated and Separate Financial Statements (IAS 27) and SIC 12 Consolidation – Special Purpose Entities. It revised the definition of control together with accompanying guidance to identify an interest in a subsidiary. However, the requirements and mechanics of consolidation and the accounting for any non-controlling interests and changes in control remain the same.

IFRS 11 Joint Arrangements (IFRS 11)

IFRS 11 supersedes IAS 31 Interests in Joint Ventures (IAS 31). It aligns more closely the accounting by the investors with their rights and obligations relating to the joint arrangement. In addition, IAS 31's option of using proportionate consolidation for joint ventures has been eliminated. IFRS 11 now requires the use of the equity accounting method, which is currently used for investments in associates.

IFRS 12 Disclosure of Interests in Other Entities (IFRS 12)

IFRS 12 integrates and makes consistent the disclosure requirements for various types of investments, including unconsolidated structured entities. It introduces new disclosure requirements about the risks to which an entity is exposed from its involvement with structured entities.

NOTES TO THE CONSOLIDATED FINANCIAL STATEMENTS continued

For the year ended 31 December 2011

Consequential amendments to IAS 27 and IAS 28 Investments in Associates and Joint Ventures (IAS 28)
IAS 27 now only deals with separate financial statements IAS 28 brings investments in joint ventures into its scope However, IAS 28's equity accounting methodology remains unchanged

IFRS 13 Fair Value Measurement (IFRS 13)
IFRS 13 does not affect which items are required to be fair-valued, but clarifies the definition of fair value and provides related guidance and enhanced disclosures about fair value measurements It is applicable for annual periods beginning on or after 1 January 2013 The Group's management have yet to assess the impact of this new standard

Amendments to IAS 1 Presentation of Financial Statements (IAS 1 Amendments)
The IAS 1 Amendments require an entity to group items presented in other comprehensive income into those that, in accordance with other IFRSs (a) will not be reclassified subsequently to profit or loss and (b) will be reclassified subsequently to profit or loss when specific conditions are met It is applicable for annual periods beginning on or after 1 July

2012 The Group's management expects this will change the current presentation of items in other comprehensive income, however, it will not affect the measurement or recognition of such items

Amendments to IAS 19 Employee Benefits (IAS 19 Amendments)
The IAS 19 Amendments include a number of targeted improvements throughout the Standard The main changes relate to defined benefit plans They

- eliminate the 'corridor method', requiring entities to recognise all gains and losses arising in the reporting period
- streamline the presentation of changes in plan assets and liabilities
- enhance the disclosure requirements, including information about the characteristics of defined benefit plans and the risks that entities are exposed to through participation in them

The amended version of IAS 19 is effective for financial years beginning on or after 1 January 2013 The Group's management have yet to assess the impact of this revised standard on the Group's consolidated financial statements

5 Critical accounting judgements and key sources of estimation uncertainty

Estimates and judgements are continually evaluated and are based on historical experience and other factors, including expectations of future events that are believed to be reasonable under the circumstances

5.1 Investments in associates

The Company has a combined interest in Russian registered Terskaya Mining Company and Yuksporskaya Mining Company of 60% 20% in each of them is held directly by the Company and the remaining 80% is held by the joint venture Urals Alluvial Platinum Limited (the "UAP") where the company has a 50% interest By arrangements with the UAP the Company's ownership does not constitute control even though more than half of the potential voting power is owned by the Company and therefore the direct 20% interest has being accounted as interest in associates

5.2 Key sources of estimation uncertainty

The following are the key assumptions / uncertainties at the balance sheet date, which have a significant risk of causing a material adjustment to the carrying amounts of assets and liabilities within the next financial year

5.2.1 Share-based payments

The estimation of share-based payment costs requires the selection of an appropriate valuation model and consideration as to the inputs necessary for the valuation model chosen The Group has made estimates as to the volatility of its own shares, the probable life of options granted and the time of exercise of those options The model used by the Group is the Black-Scholes valuation model (see also note 21)

5.2.2 Recoverability of other financial assets

The majority of other financial assets represent loans provided to subsidiary and joint venture, which are associated with funding of mineral exploration and development projects The recoverability of such loans is dependent upon the discovery of economically recoverable reserves, the ability of the Company to maintain necessary financing to complete the development of reserves and future profitable production or proceeds from the disposition thereof

6 Segmental information

During the year under review Management identified the group as one operating segment, the exploration for and development of platinum group metals, gold and other minerals in Russia This one segment is monitored and strategic decisions are made based upon it and other non-financial data collated from the on-going exploration activities All of the group's exploration assets are based in Russia

The formats of financial reports that are reported to the Chief Operating Decision Maker are consistent with those presented in the annual financial statements

NOTES TO THE CONSOLIDATED FINANCIAL STATEMENTS continued

For the year ended 31 December 2011

7 Employees

Average number of staff (excluding non-executive directors) employed throughout the year was as follows

	2011	2010
By the Company	5	4
By the Group	19	18
By the joint venture and under the Company's control	12	13

8 Loss for the year

Loss for the year has been arrived at after charging

	Year to 31 December 2011		Year to 31 December 2010	
	Group £	Company £	Group £	Company £
Depreciation	1,039	598	1,345	1,007
Staff benefits expense				
Wages, salaries and directors fees (note 23)	271,869	226,175	252,562	208,037
Social security costs	26,835	13,413	20,687	11,606
Share based payments	265,301	265,301	11,285	11,285
Other short term benefits	9,600	9,600	9,187	9,187
	573,605	504,889	293,722	240,115
Fees payable to the Company's auditor				
Audit of group accounts	20,015	20,015	19,011	19,011
	20,015	20,015	19,011	19,011

9 Other financial results

	Year to 31 December 2011		Year to 31 December 2010	
	Group £	Company £	Group £	Company £
Net foreign exchange gains/(losses)	(61,531)	(23)	36,716	673
	(61,531)	(23)	36,716	673

10 Income taxes

	Year to 31 December 2011		Year to 31 December 2010	
	Group £	Company £	Group £	Company £
Loss before tax	(942,652)	(852,388)	(522,555)	(562,353)
Current tax at 28% (2010 28%)	(265,903)	(238,669)	(146,133)	(157,459)
Adjusted for the effect of				
Expenses not deductible for tax purposes	88,986	74,284	7,948	18,243
Income not chargeable for tax purposes	-	-	-	-
Difference between depreciation and capital allowances	(219)	(219)	(185)	(185)
Tax losses carried forward	(177,136)	(203,552)	(138,370)	(139,401)
Tax liability	-	-	-	-

There was no tax payable for the year ended 31 December 2011 (2010 £nil) due to the Group and the Company having taxable losses

The Group's business operations currently comprise mining projects in Russia, which are all currently at an exploration stage. The Group has tax losses carried forward on which no deferred tax asset is recognised. These losses may affect the future tax position by way of offset against profits as and when mining projects reach a development stage.

NOTES TO THE CONSOLIDATED FINANCIAL STATEMENTS continued

For the year ended 31 December 2011

11 Property, plant and equipment

<i>Group property, plant and equipment</i>	Property £	Office fixture and fittings £	Total £
Cost			
Balance at 1 January 2010	24,222	46,570	70,792
Exchange differences	159	73	232
Balance at 31 December 2010	24,381	46,643	71,024
Additions	-	513	513
Disposals	-	(2,286)	(2,286)
Exchange differences	(387)	(179)	(566)
Balance at 31 December 2011	23,994	44,691	68,685
Depreciation			
Balance at 1 January 2010	-	(44,447)	(44,447)
Depreciation expense	-	(1,345)	(1,345)
Exchange differences	-	(66)	(66)
Balance at 31 December 2010	-	(45,858)	(45,858)
Depreciation expense	-	(1,039)	(1,039)
Disposals	-	2,286	2,286
Exchange differences	-	524	524
Balance at 31 December 2011	-	(44,087)	(44,087)
Carrying amount			
at 31 December 2010	24,381	785	25,166
at 31 December 2011	23,994	604	24,598
<i>Company's office fixture and fittings</i>		2011	2010
		£	£
Cost			
Balance at 1 January		42,994	42,994
Additions		514	-
Disposal		(2,286)	-
Balance at 31 December		41,222	42,994
Depreciation			
Balance at 1 January		(42,306)	(41,299)
Depreciation expense		(598)	(1,007)
Disposals		2,286	-
Balance at 31 December		(40,618)	(42,306)
Carrying amount		604	688

The Group's and Company's property, plant and equipment are free from any mortgage or charge

NOTES TO THE CONSOLIDATED FINANCIAL STATEMENTS continued

For the year ended 31 December 2011

12 Significant subsidiaries

Details of the Company's significant subsidiaries at 31 December 2011 are as follows

Name of subsidiary	Place of incorporation	Proportion of ownership interest	Principal activity
Eurasia Mining (UK) Limited	UK	100%	Holding Company
Eurasia Investment Limited	Cyprus	100%	Holding Company
ZAO Zabaikal Mining	Russia	100%	Mineral Evaluation
Energy Resources Asia Limited*	BVI	47%	Mineral Evaluation

* In 2011 the Group signed the Memorandum of Understanding (the "MOU") to acquire an interest in the Kamushanovsky uranium project in Kyrgyzstan. To facilitate the MOU, the Group has nominated Energy Resources Asia Limited (the "ERA"), a British Virgin Islands registered company, to acquire 55% interest in the local company being the legal holder of Kamushanovsky licence. Under MOU the Group has to contribute sufficient funds to trigger transfer of shares in the local company to the ERA. During 2011 the Group raised \$486,000 (£299,960) net of expenses on the market to fund acquisition with intention to raise further funds within 2012 and during the same period the Group paid \$602,000 (£389,392) (note 14) towards acquisition of interest in the company holding Kamushanovsky licence.

Directors are of the opinion that the contribution requirement will be fully met in 2012 (note 14)

The group currently holds 47% in the ERA and considering that it exercises control over the company, the ERA has being accounted for as a subsidiary

13 Investments in equity accounted investees

Investments in associates

Details of the Group's associates are as follows

Name of associates	Place of incorporation	Proportion of ownership interest	Principal activity
ZAO Terskaya Mining Company	Russia	20%	Mineral Evaluation
ZAO Yuksporskaya Mining Company	Russia	20%	Mineral Evaluation

The company has a combined interest in the above associates of 60%. 20% of the shares are held directly by the Company and the remaining 80% is held by the joint venture Urals Alluvial Platinum Limited (the "UAP"). By arrangements between the partners in the UAP the Company does not have the power to exert control over the above companies in proportion to its total holding in those companies and therefore 20% interest is being accounted for as interest in associates.

Summarised financial information in respect of the Group's associates is set out below

	2011 £	2010 £
Total fair value adjusted assets	3,226,158	6,310,991
Total liabilities	(3,833,039)	(6,644,247)
Net liability	(606,881)	(333,256)
Group's share of associates' net (liability)/assets	-	31,485
Total revenue	-	-
Total loss for the period	(3,099,672)	(14,074)
Recognised share of associates' loss for the period	(29,625)	(353)

NOTES TO THE CONSOLIDATED FINANCIAL STATEMENTS continued

For the year ended 31 December 2011

13 Investments in equity accounted investees (continued)

The parent company's investments presented on the basis of direct equity interest and represent the following

	2011 £	2010 £
Investment in associates	162,372	324,744
	132,372	324,744

At the end of 2011 Volchetundra exploration licence owned by ZAO Yuksporskaya Mining Company expired. Impairment provision for £162,372 representing the parent's direct investment into ZAO Yuksporskaya Mining Company was recognised.

Investments in joint ventures

The Group has the following significant interests in joint ventures

Name of joint venture	Place of incorporation	Proportion of ownership interest	Principal activity
Urals Alluvial Platinum Limited	Cyprus	50%	Mineral Evaluation

Summarised financial information in respect of the joint venture is set out below

	2011 £	2010 £
Non-current assets	7,511,660	9,918,068
Current assets	655,433	1,010,317
Total assets	8,167,093	10,928,385
Non-current liability	(12,562,528)	(17,804,677)
Current liability	(44,918)	(69,488)
Total liabilities	(12,634,590)	(11,554,082)
Minority interest	591,033	-
Net liabilities	(3,876,464)	(625,697)
Total revenue	-	-
Total loss for the period	(3,177,031)	(117,688)
Recognised share of joint venture's loss for the period	-	-

14 Other financial assets

	2011		2010	
	Group £	Company £	Group £	Company £
Loan to joint venture	2,154,929	2,028,278	1,148,586	1,022,017
Loans to subsidiaries	-	1,250,959	-	1,242,791
Advanced to non-related party	389,392	-	-	-
	2,544,321	3,279,237	1,148,586	2,264,808

Loans to joint venture and subsidiaries are provided by the Company on the interest free basis with no fixed date of repayment. The Group does not hold any collateral as security.

Amount of £389,392 advanced to non-related party represent payments made by 31 December 2011 by the Group with intention to acquire interest in the Kyrgyzstan company holding the Kamyshanovsky uranium exploration licences (note 12).

Directors' believe that a calculation of a reliable estimate of their fair value cannot be made at the balance sheet date.

The maximum exposure to credit risk at the reporting date is the carrying value of each class of assets mentioned above.

Recoverability of the loans is dependent on the borrower's ability to transform them into cash generating units through discovery of economically recoverable reserves and their development into profitable production.

NOTES TO THE CONSOLIDATED FINANCIAL STATEMENTS continued

For the year ended 31 December 2011

15 Trade and other receivables

	2011		2010	
	Group £	Company £	Group £	Company £
Trade receivables	4,698	4,698	-	-
Other receivables	19,045	120,456	32,879	29,779
Prepayments	9,164	8,841	11,924	11,637
Due from related party	-	27,132	-	28,113
	32,907	161,127	44,803	69,529

The fair value of trade and other receivables is not materially different to the carrying values presented. None of the receivables are secured or passed due.

16 Share capital

	2011	2010
<i>Issued and fully paid ordinary shares with a nominal value of 0.1p</i>		
Number	676,968,701	583,345,785
Nominal value (£)	676,969	583,346
<i>Issued and fully paid deferred shares with a nominal value of 4.9p</i>		
Number	143,377,203	143,377,203
Nominal value (£)	7,025,483	7,025,483

Fully paid ordinary shares carry one vote per share and carry the right to dividends.

Deferred shares have attached to them the following rights and restrictions:

- they do not entitle the holders to receive any dividends and distributions,
- they do not entitle the holders to receive notice or to attend or vote at General Meetings of the Company,
- on return of capital on a winding up the holders of the deferred shares are only entitled to receive the amount paid up on such shares after the holders of the ordinary shares have received the sum of 0.1p for each ordinary share held by them and do not have any other right to participate in the assets of the Company.

The increase in the Company's issued share capital during the year occurred as follows:

<i>Ordinary shares</i>	Number of shares	Share capital £	Share premium £
Details of share issues			
Balance as at 1 January 2011	583,345,785	583,346	10,852,321
Exercise of warrants	46,772,916	46,773	492,278
Share placing for cash	46,850,000	46,850	421,650
Costs of issue of shares	-	-	(26,175)
Balance as at 31 December 2011	676,968,701	676,969	11,740,074

Deferred shares

Details of share issues	Number of shares	Share capital £
Balance as at 1 January and 31 December 2011	143,377,203	7,025,483

NOTES TO THE CONSOLIDATED FINANCIAL STATEMENTS continued

For the year ended 31 December 2011

17 Contingent shares

Share options and warrants outstanding at the end of the year have the following expiry date and exercise prices

Expiry date	Exercise price in pence per share	Number of options as at 31 December 2011	Number of options as at 31 December 2010
Share options			
03-Nov-12	8 00	150,000	150,000
03-Nov-12	10 00	250,000	250,000
03-Nov-12	12 00	150,000	150,000
24-Nov-13	7 25	1,675,000	1,675,000
24-Nov-13	10 00	500,000	500,000
02-Jun-14	7 25	750,000	750,000
22-Dec-15	1 20	15,000,000	15,250,000
22-Dec-15	1 45	17,000,000	-
21-Dec-17	7 00	250,000	250,000
		35,725,000	18,975,000
Weighted average exercise price		2 03	2 54
Warrants			
31-Mar-11	1 00	-	37,000,000
29-Jun-11	1 00	-	118,290,178
30-June-11	1 00	-	13,000,000
09-Nov-11	1 00	-	66,287,500
03-Oct-12	1 00	46,850,000	-
		46,850,000	234,577,678
Weighted average exercise price		1 00	1 00
Total contingently issuable shares at 31 December		82,575,000	255,122,678

19,725,000 options out of 35,725,000 were exercisable as at 31 December 2011 (2010 11,420,000 options out of 18,975,000) and all listed warrants were exercisable as at 31 December 2011 and 2010 respectively

18 Reserves

	2011		2010	
	Group £	Company £	Group £	Company £
Capital redemption reserve	3,539,906	3,539,906	3,539,906	3,539,906
Foreign currency translation reserve				
Balance at 1 January	(726,910)	-	(690,410)	-
Recognised in the period	58,411	-	(36,500)	-
Balance at 31 December	(668,499)	-	(726,910)	-
Share-based payments reserve				
Balance at 1 January	224,087	224,087	228,027	228,027
Utilised reserve on exercise of warrants	(71,323)	(71,323)	(53,752)	(53,752)
Reversed on cancellation of options and warrants	(79,878)	(79,878)	(15,076)	(15,076)
Recognised reserve on issue of new options	265,301	265,301	64,888	64,888
Balance at 31 December	338,187	338,187	224,087	224,087
	3,209,594	3,878,093	3,037,083	3,763,993

NOTES TO THE CONSOLIDATED FINANCIAL STATEMENTS continued

For the year ended 31 December 2011

The capital redemption reserve was created as a result of a share capital restructure in early years. There is no policy of regular transactions affecting capital redemption reserve.

The foreign currency translation reserve represents exchange differences relating to the translation from the functional currencies of the Group's foreign subsidiaries into GBP.

The share-based payments reserve represents (i) reserve arisen on the grant of share options to employees under the employee share option plan, (ii) reserve arisen on the grant of warrants under terms of professional service agreements and (iii) reserve arisen on the grant of warrants under terms of issue of convertible loan notes in previous years.

19 Trade and other payables

	2011		2010	
	Group £	Company £	Group £	Company £
Accruals	47,443	35,217	59,773	40,500
Other payables	110,449	106,079	117,318	113,216
Due to related party	-	198,583	-	198,583
	157,892	339,879	177,091	352,299

The fair value of trade and other payables is not materially different to the carrying values presented. The above listed payables were all unsecured.

20 Unrecognised deferred tax assets

Deferred tax assets/(liabilities) arise from the following	2011 £	2010 £
Temporary differences		
Property, plant and equipment	990	1,209
Share options	(74,284)	(20,408)
	(73,294)	(19,199)
Unused tax losses	3,656,615	3,479,371
Net deferred tax assets	3,385,996	3,460,172

No deferred tax has been recognised as the recoverability of the deferred tax asset is dependent upon future profits.

21 Share-based payments

Share options

Share options are granted to directors and selected employees within the Group. Each share option converts into one ordinary share of the Company on exercise. No amounts are paid or payable by the recipient on receipt of the option. The options carry neither rights to dividends nor voting rights. Options may be exercised at any time from the date of vesting to the date of their expiry. The Group has no legal or constructive obligation to repurchase or settle the options in cash.

17,000,000 options were granted in 2011 (2010: 15,250,000), 11,000,000 of which vested in 2011 and 6,000,000 will vest in 2012. All options granted in 2011 expire on 22 December 2015, or within six months of the resignation of the director or employee, whichever is the earlier.

Options were priced using Black-Scholes valuation model. Expected volatility is based on the historical share price volatility for the past five years.

Inputs in the model were:

(Price expressed in pence per share)	Series 1	Series 2
Date of vesting	27 January 2011	23 December 2010
Grant date share price	1.45	1.2
Exercise price	1.45	1.2
Expected volatility	162%	168%
Option life	5 years	5 years
Risk-free interest rate	0.5%	0.5%
Dividend yield	0%	0%

NOTES TO THE CONSOLIDATED FINANCIAL STATEMENTS continued

For the year ended 31 December 2011

21 Share-based payments (continued)

Movement in number of share options and their related weighted average exercise prices are as follows

(Share price expressed in pence per share)	2011		2010	
	Average exercise price	No of options	Average exercise price	No of options
Share options				
At 1 January	2 54	18,975,000	7 92	5,295,000
Granted	1 45	17,000,000	1 20	15,250,000
Forfeited	1 2	(250,000)	7 71	(1,570,000)
At 31 December	2 03	35,725,000	2 54	18,975,000

25,725,000 options out of 35,725,000 were exercisable as at 31 December 2011 (2010 9,850,000 options out of 18,975,000)

Warrants

In 2011 the Group granted 46,850,000 warrants (2010 79,287,500 warrants) 2011 warrants were granted to investors subscribing to the ordinary shares in the company under terms of capital raising arrangements Warrants are exercisable starting from the date of grant and have a contractual term as disclosed in note 17 The Group has no legal or constructive obligation to repurchase or settle the warrants in cash

Movement in number of warrants outstanding and their related weighted average exercise prices are as follows

(Share price expressed in pence per share)	2011		2010	
	Average exercise price	No of warrants	Average exercise price	No of warrants
Warrants				
At 1 January	1 00	234,577,678	1 00	236,723,505
Granted	1 00	46,850,000	1 00	79,287,500
Exercised	1 00	(46,772,916)	1 00	(81,433,327)
Expired	1 00	(187,804,762)	1 00	-
At 31 December	1 00	46,850,000	1 00	234,577,678

All listed warrants were exercisable as at 31 December 2011 and 2010 respectively

22 Loss per share

Basic loss per share is calculated by dividing the loss attributable to equity holders of the Company by the weighted average number of ordinary shares in issue during the year

	2011	2010
	£	£
Loss attributable to equity holders of the company	(934,273)	(522,555)
Weighted average number of ordinary shares in issue	633,800,967	426,844,155
Basic loss per share	(0 15)	(0 12)

There is no dilutive effect of share options or warrants

NOTES TO THE CONSOLIDATED FINANCIAL STATEMENTS continued

For the year ended 31 December 2011

23 Related party transactions

Transactions with subsidiaries and joint venture

In the normal course of business, the Company provides funding to its subsidiaries for reinvestment into exploration projects and manages funds received from partners in joint venture

	2011	2010
	£	£
Receivables from subsidiaries	27,132	28,113
Loans provided to subsidiaries	1,250,959	1,242,791
Loan provided to joint venture	2,028,278	1,022,017
Payables to subsidiaries	(198,583)	(198,583)
Compensation of management expenses recharged to joint venture	138,636	134,119

The fair value of the transactions with subsidiaries and joint ventures are not materially different to the carrying values presented. The amounts owed by subsidiary and joint venture companies are unsecured and receivable on demand but are not expected to be fully received within the next twelve months but when the project reaches such an advanced stage of development that it can be repaid out of the proceeds of either the project's cash flow or through the direct or indirect disposal to a third party of an interest in the project.

Transactions with key management personnel

The Group considers that the key management personnel are the directors of the Company.

The directors of the Company who held office at 31 December 2011 received the payments and share options:

	2011	2010
	£	£
Short-term benefits		
Directors' remuneration	135,008	135,008
Share options	188,605	-
	323,613	135,008

17,000,000 share options or warrants were granted to the directors in 2011 (2010 nil).

The remuneration of directors is determined by the remuneration committee having regard to the performance of individuals and market trends. No pension contribution has been made for the directors in 2011 (2010 nil).

An analysis of remuneration for each director of the company in the current financial year:

	Salaries	Directors	Share
	£	fees	options
	£	£	£
M Martineau - <i>Non-Executive Chairman</i>	-	20,000	33,693
C Schaffalitzky - <i>Managing Director</i>	85,008	-	87,526
G FitzGerald - <i>Non-Executive Director</i>	-	15,000	33,693
D Suschov - <i>Non-Executive Director</i>	-	15,000	33,693
	85,008	50,000	188,605

24 Operating lease arrangements

Operating leases relate to the office premises with lease terms up to one year. The Group does not have an option to purchase the leased asset at the expiry of the lease period.

	2011		2010	
	Group	Company	Group	Company
	£	£	£	£
Payments recognised as an expense				
Minimum lease payments	48,042	22,793	49,250	22,793
Non-cancellable operating lease commitments				
Not longer than 1 year	36,858	11,376	39,170	11,376
Longer than 1 year and not longer than 5 years	-	-	-	-
Longer than 5 years	-	-	-	-
	36,858	11,376	39,170	11,376

NOTES TO THE CONSOLIDATED FINANCIAL STATEMENTS continued

For the year ended 31 December 2011

25 Commitments

The Group has no material commitments

26 Contingent liabilities and contingent assets

The Group has no material contingent liabilities and assets

27 Risk management objectives and policies

Financial risk management objectives

The Group's operations are limited at present to mineral exploration. All investments in exploration are capitalised on project basis, which are funded by shareholders funds, fixed rate borrowings and contributions from the partners in joint ventures. The Group's activities expose it to a variety of financial risks including currency, fair value and liquidity risk. The Group seeks to minimise the effect of these risks on daily basis, though due to its limited activities the Group has not applied policy of using any financial instruments to a hedge these risks exposures.

Risk management is carried out by the Company under close board supervision.

Foreign currency risk

The Group operates internationally and is exposed to foreign exchange risk arising from various currency exposures, primarily with respect to US Dollars and Russian Roubles. Foreign exchange risk arises from future commercial transactions, recognised assets and liabilities and net investments in foreign operations. The Group's policy is not to enter into currency hedging transactions.

Interest rate risk

As the Group has no significant interest-bearing assets, the group's operating cash flows are substantially independent of changes in market interest rates.

The Group's interest rate risk arises from long term borrowings issued at fixed rates which expose the Group to fair value interest rate risk.

Fair values

In the opinion of the directors, there is no significant difference between the fair values of the Group's and the Company's assets and liabilities and their carrying values.

Credit risk

The Group's exposure to credit risk is limited to the carrying amount of financial assets recognised at the balance sheet date, as summarised below.

	2011		2010	
	Group £	Company £	Group £	Company £
Non-current loans and advances	2,544,321	3,279,237	1,148,586	2,264,808
Trade and other receivables	32,907	161,127	44,803	69,529
Cash and cash equivalents	171,098	167,717	943,636	939,843
	2,748,326	3,608,081	2,137,025	3,274,180

The Group's only significant risk is on cash at bank, held principally at an independently "A" rated bank and the loan to the joint venture.

No significant amounts are held at banks rated less than "B". Cash is held either on current account or on short-term deposit at floating rate. Interest determined by the relevant prevailing base rate. The fair value of cash and cash equivalents at 31 December 2010 are not materially different from its carrying value.

Recoverability of the loans is dependent on the borrower's ability to transform them into cash generating units through discovery of economically recoverable reserves and their development into profitable production.

The Company continuously monitors defaults by the counterparties, identified either individually or by group, and incorporates this information into its credit risk control. Management considers that all of the above financial assets that are not impaired are of good credit quality.

Liquidity risk

Ultimate responsibility for liquidity risk management rests with the board of directors, which has built an appropriate liquidity risk management framework for the management of the Group's short, medium and long term funding and liquidity management requirements. The Group manages liquidity risk by maintaining adequate reserves, borrowing facilities, cash and cash equivalent by continuously monitoring forecast and actual cash flows and matching the maturity profiles of financial assets and liabilities.

NOTES TO THE CONSOLIDATED FINANCIAL STATEMENTS continued

For the year ended 31 December 2011

The following table details the Group's remaining contractual maturity for its non-derivative financial liabilities

	Current		Non-current	
	within 6 months £	6 to 12 months £	1 to 5 years £	later than 5 years £
2011				
Trade and other payables	157,892	-	-	-
	157,892	-	-	-
2010				
Trade and other payables	177,091	-	-	-
	177,091	-	-	-

The following table details the Company's remaining contractual maturity for its non-derivative financial liabilities

	Current		Non-current	
	within 6 months £	6 to 12 months £	1 to 5 years £	later than 5 years £
2011				
Trade and other payables	141,296	198,583	-	-
	141,296	198,583	-	-
2010				
Trade and other payables	153,716	198,583	-	-
	153,716	198,583	-	-

The tables above have been drawn up based on the undiscounted cash flows of financial liabilities based on the earliest date on which the Group can be required to pay. The table includes both interest and principal cash flows.

The contractual maturities reflect the gross cash flows, which may differ to the carrying values of the liabilities at the balance sheet date.

Capital risk

At present the Group's capital management objective is to ensure the Group's ability to continue as a going concern.

Capital is monitored on the basis of its carrying amount and summarised as follows:

	2011		2010	
	Group £	Company £	Group £	Company £
Total borrowings	-	-	-	-
Less cash and cash equivalents	(171,098)	(167,717)	(943,646)	(939,843)
Net debt	-	-	-	-
Total equity	2,319,413	3,431,178	2,017,511	3,247,313
Total capital	2,319,413	3,431,178	2,017,511	3,247,313
Gearing	0%	0%	0%	0%

Capital structure is managed depending on economic conditions and risk characteristics of underlying assets. In order to maintain or adjust capital structure, the Group may issue new shares and debt financial instruments or sell assets to reduce debt.


28 Events after the balance sheet date

On 4 April 2012 The Company announced that it had issued 288,500,000 ordinary shares of 0.1p each in the share capital of the Company to Queeld Ventures Limited, at a price of 1p per ordinary share raising total of £2,885,000.

No other adjusting or significant non-adjusting events have occurred between the balance sheet date and the date of authorisation of the financial statements.

THIS DOCUMENT IS IMPORTANT AND REQUIRES YOUR IMMEDIATE ATTENTION

If you are in any doubt about the action you should take, you are recommended to seek your own personal advice from your stockbroker, bank manager, solicitor, accountant or other professional adviser authorised under the Financial Services and Markets Act 2000. If you have sold or otherwise transferred all of your shares in Eurasia Mining plc, please send this document and the Form of Proxy as soon as possible to the purchaser or transferee or to the stockbroker, bank or other agent through whom the sale or transfer was effected, for transmission to the purchaser or transferee. If you have sold any part of your holding of shares in Eurasia Mining plc, please contact your stockbroker, banker or other agent through whom the sale was effected immediately.



EURASIA MINING PLC

NOTICE OF ANNUAL GENERAL MEETING

NOTICE IS HEREBY GIVEN that the Annual General Meeting of Eurasia Mining Plc ("the Company") will be held at The East India Club, 16 St James's Square, London SW1Y 4LH on 28 June 2012 at 11 00am for the following purposes

Ordinary Business

As ordinary business to consider and, if thought fit, pass the following as ordinary resolutions

- 1 To receive and consider the audited accounts for the period ended 31 December 2011 together with the Directors' and the auditors' reports thereon
- 2 To re-appoint Grant Thornton UK LLP as auditors of the Company to hold office until the conclusion of the next general meeting at which accounts are laid before the Company
- 3 To authorise the Directors to determine the remuneration of the auditors of the Company
- 4 To re-appoint as a Director, Christian Schaffalitzky, who is required under the Articles of Association of the Company to retire by rotation and who, is eligible for re-election
- 5 That, in accordance with section 551 of the Companies Act 2006, the Directors be generally and unconditionally authorised to allot shares in the Company or grant rights to subscribe for or to convert any security into shares in the Company ("Rights") up to an aggregate nominal amount of £1,000,000 provided that this authority shall, unless renewed, varied or revoked by the Company, expire at the end of the next Annual General Meeting of the Company to be held after the date on which this resolution is passed, save that the Company may, before such expiry, make an offer or agreement which would or might require shares to be allotted or Rights to be granted and the Directors may allot shares or grant Rights in pursuance of such offer or agreement notwithstanding that the authority conferred by this resolution has expired. This authority is in substitution for all previous authorities conferred on the Directors in accordance with section 551 of the 2006 Act

Special Business

As special business, to consider and, if thought fit, pass the following which will be proposed as a special resolution

- 6 THAT, subject to the passing of resolution 5, the Directors be given the general power to allot equity securities (as defined by section 560 of the 2006 Act) for cash, either pursuant to the authority conferred by resolution 5 or by way of a sale of treasury shares, as if section 561(1) of the 2006 Act did not apply to any such allotment, provided that this power shall be limited to
- a the allotment of equity securities in connection with an offer by way of a rights issue to the holders of ordinary shares in proportion (as nearly as may be practicable) to their respective holdings but subject to such exclusions or other arrangements as the Board may deem necessary or expedient in relation to treasury shares, fractional entitlements, record dates, legal or practical problems in or under the laws of any territory or the requirements of any regulatory body or stock exchange, and
 - b the allotment (otherwise than pursuant to paragraph (a) above) of equity securities up to an aggregate nominal amount of £1,000,000

The power granted by this resolution will expire on the conclusion of the Company's next annual general meeting (unless renewed, varied or revoked by the Company prior to or on such date) save that the Company may, before such expiry make offers or agreements which would or might require equity securities to be allotted after such expiry and the Directors may allot equity securities in pursuance of any such offer or agreement notwithstanding that the power conferred by this resolution has expired

This resolution revokes and replaces all unexercised powers previously granted to the Directors to allot equity securities as section 561(1) of the 2006 Act did not apply but without prejudice to any allotment of equity securities already made or agreed to be made pursuant to such authorities

Dated 25 May 2012

BY ORDER OF THE BOARD

M J de Villiers
Secretary



Notes

- 1 A member of the Company entitled to attend and vote at the meeting convened by this Notice may appoint one or more proxies to attend and vote on a poll in his stead. A proxy need not be a member of the Company.
- 2 To be valid, the enclosed Form of Proxy must be completed and lodged together with the Power of Attorney or other authority (if any) under which it is signed, or a notarially certified copy thereof, at the office of the Company's Registrars, Capita Registrars, Pxs, The Registry, 34 Beckenham Road, Beckenham, Kent BR3 4TU not less than forty eight hours before the time appointed for holding the meeting.
- 3 Completion of the Form of Proxy does not preclude a member from attending and voting at the meeting if they so wish.
- 4 The Company pursuant to Regulation 41 of the Uncertificated Securities Regulations 2001 specifies that only shareholders registered in the register of members of the Company as at 6 00pm on 26 June 2012 (being 48 hours prior to the time fixed for the meeting) or if the meeting is adjourned such time being not more than 48 hours prior to the time fixed for the adjourned meeting, shall be entitled to attend and vote, whether in person or by proxy, at the Annual General Meeting in respect of the number of shares registered in their name at that time. Changes to entries in the register of members after that time shall be disregarded in determining the rights of any person to attend or vote at the Annual General Meeting.
- 5 By attending the meeting, members agree to receive any communication at the meeting.
- 6 Biographical details of the Director who is being proposed for re-election by shareholders are set out in the Directors Biographies.
- 7 The total number of ordinary shares of 0 1p in issue as at 30 May 2012, the last practicable day before printing this document was 965 468 701 ordinary shares and the total level of voting rights was 965,468,701, none of which were attached to shares held in treasury by the Company.
- 8 Any corporation, which is a member, can appoint one or more corporate representatives who may exercise on its behalf all of its powers as a member provided that they do not do so in relation to the same shares.
- 9 CREST members who wish to appoint a proxy or proxies through the CREST electronic proxy appointment service may do so for the Annual General Meeting to be held on Thursday 28 June 2012 at 11 00am and any adjournment(s) thereof by using the procedures described in the CREST Manual. CREST personal members or other CREST sponsored members, and those CREST members who have appointed a voting service provider should refer to their CREST sponsors or voting service provider(s), who will be able to take the appropriate action on their behalf.
- 10 In order for a proxy appointment or instruction made by means of CREST to be valid, the appropriate CREST message (a "CREST Proxy Instruction") must be properly authenticated in accordance with Euroclear UK & Ireland Limited's specifications and must contain the information required for such instructions as described in the CREST Manual. The message must be transmitted so as to be received by the Company's agent Capita Registrars Limited (CREST Participant ID RA10) no later than 48 hours before the time appointed for the meeting. For this purpose, the time of receipt will be taken to be the time (as determined by the time stamp applied to the message by the CREST Application Host) from which the Company's agent is able to retrieve the message by enquiry to CREST in the manner prescribed by CREST.
- 11 CREST members and where applicable, their CREST sponsor or voting service provider should note that Euroclear UK & Ireland Limited does not make available special procedures in CREST for any particular messages. Normal system timings and limitations will therefore apply in relation to the input of CREST Proxy Instructions. It is the responsibility of the CREST member concerned to take (or, if the CREST member is a CREST personal member or sponsored member or has appointed a voting service provider, to procure that his CREST sponsor or voting service provider takes) such action as shall be necessary to ensure that a message is transmitted by means of the CREST system by any particular time. In this connection, CREST members and where applicable, their CREST sponsor or voting service provider are referred in particular to those sections of the CREST Manual concerning practical limitations of the CREST system and timings. The Company may treat as invalid a CREST Proxy Instruction in the circumstances set out in Regulation 35(5)(a) of the Uncertificated Securities Regulations 2001.
- 12 Copies of the service contracts and letters of appointment of each of the Directors will be available for inspection at the registered office of the Company during usual business hours on any weekday (Saturdays and public holidays excluded) and at the place of the Annual General Meeting from at least 15 minutes prior to and until the conclusion of the Annual General Meeting.
- 13 Copies of the Articles of Association will be available for inspection at the Company's registered office during usual business hours until the date of the Annual General Meeting.



EURASIA MINING PLC

FORM OF PROXY

I/We

of

(Please insert full name(s) and address(es) in block letters - see Note 1 below)

being (a) member(s) / a person nominated by (a) member(s) of the above-named Company to exercise the right to appoint a proxy, pursuant to Articles of Association of the Company, hereby appoint the Chairman of the meeting or

of

(See Note 3 below)

as my/our proxy or proxies to vote for me/us and on my/our behalf at the annual general meeting of the Company to be held on 28 June 2012 at 11 00am and at any adjournment of that meeting and to vote at that meeting as indicated below Please indicate how you wish your proxy or proxies to vote by inserting "X" in the box below Where no "X" is inserted, and on any other resolutions proposed at the meeting, your proxy will vote or abstain from voting as he/she thinks fit

Table with 5 columns: RESOLUTIONS, FOR, AGAINST, VOTE WITHHELD, DISCRETIONARY. Rows 1-6 detailing resolutions on accounts, auditors, directors, and securities.

Please tick here if this proxy appointment is one of multiple appointments being made []

Signed

Dated

Full name and address

PLEASE COMPLETE IN BLOCK CAPITALS

NOTES

- 1 To appoint as a proxy a person other than the Chairman of the meeting insert the full name in the space provided... 2 Unless otherwise indicated the proxy will vote as he thinks fit... 3 The Form of Proxy below must arrive not later than 48 hours before the time set for the meeting... 4 A corporation must execute the Form of Proxy under either its common seal or the hand of a duly authorised officer or attorney... 5 The Form of Proxy is for use in respect of the shareholder account specified above only... 6 The 'Vote Withheld' option is to enable you to abstain on any particular resolution... 7 Shares held in uncertificated form (i.e. in CREST) may be voted through the CREST Proxy Voting Service... 8 Completion and return of the Form of Proxy will not preclude you from attending and voting in person at the Meeting... 9 If you prefer you may return the proxy form to the Registrar in an envelope addressed to FREEPOST RLYX-GZTU-KRRG Capita Registrars (Pxs) 34 Beckenham Road Beckenham Kent, BR3 4TU

Please send your signed proxy form
in a sealed envelope to

FREEPOST RSBH-UXKS-LRBC, PXS,
34 Beckenham Road,
Beckenham, BR3 4TU

COMPANY INFORMATION

Directors

M Martineau (*Non-Executive Chairman*)
C Schaffalitzky (*Managing Director*)
G FitzGerald (*Non-Executive Director*)
D Suschov (*Non-Executive Director*)

Secretary

M J de Villiers

Head Office and Registered Office

Suite 139, Grosvenor Gardens House
35-37 Grosvenor Gardens
London SW1W 0BS

Telephone +44 (0) 20 7932 0418
Facsimile +44 (0) 20 7976 6283
E-mail info@eurasiamining.co.uk
www.eurasiamining.co.uk

Russian Office

194 Lunacharsky Street
Ekaterinburg
Russia
Telephone +7 3432 615187
Facsimile +7 3432 615924

Company Number 3010091

ADVISERS

Registrars

Capita IRG Plc
The Registry
34 Beckenham Road
Beckenham
Kent BR3 4TU

Auditors

Grant Thornton UK LLP
Grant Thornton House
Melton Street
Euston Square
London NW1 2EP

Bankers

National Westminster Bank plc
1 Princes Street
London EC2R 8PH

Solicitors

Gowlings (UK) LLP
15th Floor, 125 Old Broad Street
London EC2N 1AR

Nominated Adviser and Stockbrokers


WH Ireland Limited
24 Martin Lane
London EC4R 0DR

and

11 St James's Square
Manchester M2 6WH

Financial Advisers

Loeb Aron & Company Ltd
Georgian House
63 Coleman Street
London EC2R 5BB





EURASIA MINING PLC

Grosvenor Gardens House
35-37 Grosvenor Gardens
London SW1W 0BS
Telephone: +44 (0) 20 7932 0418
Facsimile: +44 (0) 20 7976 6283
E-mail: info@eurasiamining.co.uk
www.eurasiamining.co.uk