

2016 Annual Report
& Accounts

Annual Report and Financial Statements

for the year ended 30 September 2016

Contents

02	Chairman's Statement
05	Strategic Report
09	Report on Risk Management
14	Directors' Report
20	Directors' Remuneration Report
24	Corporate Governance Report
28	Audit Committee Report
31	Independent Auditor's Report
35	Consolidated Income Statement
35	Consolidated Statement of Comprehensive Income
36	Consolidated Statement of Financial Position
37	Company Statement of Financial Position
38	Consolidated Statement of Changes in Equity
39	Company Statement of Changes in Equity
40	Consolidated Statement of Cash Flows
41	Notes to the Consolidated Financial Statements
68	Five Year Summary
69	Notice of Annual General Meeting
73	Directors and Advisors

Chairman's Statement

I am pleased to present the Chairman's Statement for the 2015/16 financial year and look forward to meeting you at the Annual General Meeting in February 2017.



Keith Ritchie Chairman

Profit and loss account

In the year ended 30 September 2016, Titon's net revenue (which excludes inter-segment activity) rose 6.3% to £23.7 million. On a constant currency basis, however, the increase is 4.4%.

The gross margin rose marginally from 29.2% to 29.7% and EBITDA was struck at £2.33 million (2015: £2.13 million). Earnings before interest and tax (EBIT) or operating profit rose 13% to £1.77 million with operating margins at 7.5% (2015: 7.0%).

Net interest contributed £8,000 (2015: £9,000) while the share of profits from the Group's associate rose 19.5% to £356,000 (2015: £298,000) resulting in profit before tax of £2.14 million which was an increase of 14% year-on-year (2015: £1.87 million). The weakness of the British Pound added £58,000 to profit before tax, which means that on a constant basis, it would have been £2.08 million or 11% higher year-on-year.

Earnings per share for the year increased 21% to 15.2 pence (2015: 12.6 pence). Taxation was little changed at 9% but the non-controlling interests' debit declined from £376,000 to £317,000.

The Directors are proposing a final dividend of 2.25 pence per share (2015: 1.75p). This, when added to the interim dividend paid on 24 June 2016 would make a total for the year of 3.50 pence (2015: 3.0p) which would be a 17% rise. If approved by shareholders at the forthcoming Annual General Meeting on 15 February 2017, the dividend will be payable on 21 February 2017 to shareholders on the register on 27 January 2017. The ex-dividend date is 26 January 2017.

"Earnings per share for the year increased 21% to 15.2 pence (2015: 12.6 pence)."



Titon HRV10.25 Q Plus with A+ energy label

Balance sheet and cash flow

Net assets including minorities rose £2.68 million to £14.77 million with net cash at £2.44 million (2015: £2.87 million) which is equivalent to 16.5% of net assets (2015: 23.7%). There was a net cash outflow in the year of £432,000 (2015: inflow of £721,000) which was caused primarily by higher receivables in Titon Korea and higher capital expenditure. Total capital expenditure in the year was £721,000 (2015: £498,000).

Net current assets were £9.04 million (2015: £7.39 million). ROCE* was 15.1% (2015: 18.2%).

**ROCE is calculated by dividing EBIT by the sum of shareholders' funds, non-controlling interests and all debt less intangible assets and cash.*



One of our HRV units in-situ

Segment analysis

Revenue derived from the UK business saw an increase of 7% in fiscal 2016. This included our Ventilation Systems business for mechanical ventilation products which saw sales rise 21% year-on-year, with exports doing particularly well. The latter reflects a continued targeting of and investment in new markets. The UK gains were also driven by an improving product range and a better domestic sales performance i.e. we have concentrated a higher proportion of resources on the economically more active areas of the UK.

Specifically, the Ventilation Systems business also now includes a horizontal heat recovery product and the new Trimbox NO₂ filter product. The latter is designed to be used with a whole house-ventilation system and can remove up to 95% of harmful Nitrogen Dioxide emissions as well as a number of other noxious gases which frequent urban areas. Given the poor levels of outdoor air quality in the major conurbations in the UK, we believe that this product will prove to be a very useful addition to our product range in the future. The Trimbox NO₂ filter unit was also a winner in the Housebuilder Product Awards 2016.

The Group has also continued to promote the benefits of good indoor air quality in the UK through our trade association, BEAMA (British Electrotechnical and Allied Manufacturers Association). The aim of this campaign is to promote the use of mechanical ventilation products in the home to improve air quality. Given an increasing number of reports about poor levels of both outdoor and indoor air quality in the UK, we firmly believe that this is an area of our business which will grow in the future. A new All Party Parliamentary Group has also recently been formed to debate healthy homes and buildings and we will contribute to this new forum.

Results for our UK Hardware business were mixed. We saw an increase in sales to the Aluminium sector but a fall in door and window products to the Timber/PVCu segment of the market, both against 2015. There has also been a slower rate of growth in private housebuilding year-on-year while public sector housebuilding continues to fall. At the same time, there was only a marginal increase in private and public sector repair, maintenance and improvement (RMI) expenditure in 2016. We had also anticipated increased sale volumes from a number of new hardware products which were introduced in January 2016, but to date these have underperformed expectations.

In South Korea, our subsidiary company Titon Korea (51% owned) manufactures passive ventilation products, and is the national market leader, but it had a more demanding year in 2016. Revenue dipped marginally, due to reduced demand in the public sector and increased competition. This was only partly offset by private sector demand and meant that Titon Korea's contribution was 17% lower as a result of higher costs incurred. However, in 2017 sales are expected to rise.

Meantime, the Group's associate, Browntech Sales Co. Limited ("BTS") generated a higher contribution in the year; and this can be tracked in the Associate line of the profit and loss account where it is the sole contributor. The Associate contribution rose 20% in 2016 to £356,000 (2015: £298,000). BTS distributes ventilation products in South Korea and invests in and develops schemes in the domestic residential real estate market. Two are active at this time, one in Seoul which is currently being marketed and sold out whilst the other, in the form of a secured loan, is expected to be repaid early in calendar 2017. BTS may also make further investments in the South Korean residential market as opportunities arise.


In combination, subsidiary and associate, South Korea is the largest single contributor to the Group's profit after tax and this was virtually unchanged year-on-year at £667,000 (2015: £672,000).

Finally, sales in the US continued to grow and Titon Inc. had another profitable year. However, the market for natural ventilation products remains relatively modest in scale at this time and geographically focused on the North East and the North West regions.

**housebuilder
product
awards
2016
winner**

Trimbox NO₂ filter unit





Titon's stand at the FIT Show 2016 – the UK's biggest exhibition for the window, door and conservatory industry.

Chairman's Statement (Continued)

Board

I am delighted to welcome Kevin Sargeant to the Titon Board following his appointment as a Non-Executive Director on 1 September 2016. Kevin brings a wealth of experience and knowledge of the ventilation industry and we look forward to his contribution to the Group in the future. I also welcome Tony Gearey to the Board as an Executive Director following his appointment on 2 November 2016. Tony has been with Titon for over 30 years and is responsible for IT and Titon Inc.

Employees

The number of people employed within the Group has risen from 219 at the beginning of the year to 237 at 30 September 2016. Most of these new individuals are in the UK, where we have employed a team of ten as part of a new ducting fabrication business taken on during the year. We also introduced the National Living Wage in April 2016 which benefited a number of our weekly paid employees. However, we will continue to seek improvements in productivity to offset the additional cost. Here, too, I would like to thank all of our employees for their hard work during the year and the huge contribution they make to the success of the Group.

New Head Office

Since 1984, the Group had been headquartered at International House in Stanway which is west of Colchester in Essex, East of England. However, due to its age and lack of amenities, the building no longer proved to be efficient or practical and from early September, we have been located in the Colchester Business Park. This has proved both more efficient and popular. The move was also achieved without any disruption to our business.

Investors

As noted in the Interim Report we appointed Hardman & Co. to write research on Titon and to introduce us to a range of institutional and high net worth investors. This has been a valuable experience and we will continue to work with Hardman to further raise our profile.

Outlook

In the first two months of the new financial year, UK and continental European sales are above the corresponding period of 12 months ago. We also anticipate that our fiscal 2017 sales will rise in South Korea, where Titon is the market leader in natural ventilation. We will continue to monitor the current political situation in Korea but don't anticipate major disruption to the economy.

We are mindful of the uncertainty created by the UK's decision to leave the EU which makes both economic and corporate forecasting more difficult than usual. To date, however, there has been little impact on our business and we remain optimistic that satisfactory exit terms can be negotiated.

We have first class products, an international spread, very good people and a strong balance sheet and we will continue to look for new opportunities within our target markets. I look forward to another year of progress.

On behalf of the Board

K A Ritchie

Chairman

13th December 2016

Strategic Report

The Strategic Report has been prepared in accordance with Section 414C of the Companies Act 2006 (the “Act”). Its purpose is to inform shareholders of Titon Holdings Plc (“Titon” or “the Company” or “the Group”) and help them to assess how the Directors have performed their legal duty under Section 172 of the Act to promote the success of the Company.



David Ruffell Chief Executive

Business Review

The principal activities of the Group are the design, manufacture and marketing of ventilation products and door and window fittings. In the UK the Group markets a comprehensive range of passive and powered ventilation products to house builders, electrical contractors and window manufacturers. In addition to this, it supplies window handles, hinges and locking mechanisms to its door and window-manufacturing customers. Overseas activities are important for the Group and largely involve the marketing of passive and powered ventilation products worldwide. An increasingly important part of the Group's business is located in Paju, South Korea where it has a manufacturing facility and where it supplies the local market in partnership with its Associate Company, Browntech Sales Co. Ltd. Browntech Sales Co. Ltd. is also engaged in property developments in Seoul.

The Consolidated Income Statement is set out on page 35. A summary of the results along with other selected Key Performance Indicators is as follows:

	2016 £'000	2015 £'000
Revenue	23,721	22,258
Profit before tax	2,136	1,869
Tax expense	(184)	(160)
Profit for the year after tax	1,952	1,709
Revenue per employee	106	103
Profit after tax per employee	8.7	7.9
Net cash and cash equivalents	2,438	2,870

Revenue, Profit before Tax and net cash are monitored against budget and against prior year performance on a monthly basis by the Directors. Significant variances are discussed at quarterly board meetings along with any necessary remedial action.

The Directors are satisfied with the 7% improvement in Revenue and the 14% increase in Profit before Tax during the year. A review of the Group's performance during the year is given in the Chairman's Statement. The Profit before Tax for the year exceeded expectations due to strong performances in the UK and export markets combined with a similar contribution as last year from Korea.

Business Model

The Group operates in two distinct business streams: one being its traditional trickle ventilation and window and door hardware business, in which Titon has operated since its formation in 1972, and the other being its mechanical ventilation business, which the Group entered in 2007. The trickle ventilation and window and door hardware stream of the business accounts for 76% (2015: 79%) of the Group's sales and the mechanical ventilation business 24% (2015: 21%) - see Business Segmentation information on page 49. The Group generally organises its sales and marketing activities into these business streams with manufacturing and other services supporting them both on a shared basis. The management of these two business streams also follows this split with regular meetings of the senior managers alongside the Directors.

In the UK, the Group has a direct sales force for both of its business streams and aims to gain specifications for its products through its dealings with house builders, architects, building services engineers and local authorities. Where specifications are not possible we aim to sell directly to our wide customer base of electrical contractors, installers and window fabricators.

Strategic Report (continued)

Titon operates in a wide range of export markets and we have made sales to a significant number of countries from the UK during this year. Our policy for exporting, in respect of both window and door hardware and mechanical ventilation products, is to appoint local distributors and to support them in building and supporting the Titon brand. Within our mechanical ventilation business we also manufacture products for customers worldwide and aim to significantly increase our activities in Europe over the coming years.

At our South Korean subsidiary, Titon Korea Co. Ltd, almost all sales are made to our Associate Company, Browntech Sales Co. Ltd, which onward sells products to its customers in the new house construction sector. The Group entered the South Korean market in 2008 and has a majority 51% shareholding in Titon Korea Co. Ltd and a 49% minority holding in Browntech Sales Co. Ltd. Browntech Sales Company Ltd., has purchased a development property in Seoul during the year and has comprehensively refurbished it. This property is currently on the market for re-sale and a further property development opportunity has already been identified. We anticipate that property development activity will become an ongoing part of our Associate's business activities.

The Group also has a wholly owned subsidiary based in South Bend, Indiana in the USA. Sales into this market accounted for 7% of Group Revenues during the year (2015: 5%).

The Group manufactures products in the UK and in South Korea. Production in South Korea is entirely for the South Korean market, whilst products manufactured in the UK are sold into the UK market and all other export markets. Products manufactured in the UK factory account for 50% (2015: 48%) of overall Group turnover and products manufactured in South Korea account for 30% (2015: 32%). The remaining 20% (2015: 20%) of turnover is obtained by the sale of products bought-in from third party manufacturers. These bought-in products tend to be complementary to and are generally sold alongside our own manufactured lines.

Objectives and Strategy

Following the successive increase in Group Profits over the past four years, the key performance objective for the Directors in 2016/17 is to maintain this profit growth, and in particular, that of the UK trading company, Titon Hardware Ltd, where the Directors consider that the present operating margin is still insufficient.

As well as improving the short term profitability, the Directors are strongly focused on the Group's longer term growth plans and recognise that offering a regular flow of new products to the market greatly enhances the chances of success. Accordingly, the objective of strengthening our products through innovative in-house research and design and through improved outsourcing techniques is of high importance.

The strategies to achieve these objectives have been initiated and developed over the past few years and will be furthered during the current period. A summary of the current key strategies are:

Increasing overseas sales from the UK – although exports from the UK increased during the year, they still only account for 30% (2015: 25%) of factory output meaning that the Group is heavily reliant on the UK market. We expect to see a further increase in mechanical ventilation sales into Europe this year as a result of product development and distributorship initiatives taken over recent years.

Bringing new products to the UK and European market – as is usual, we have a number of new product launches scheduled in 2017 for both our window and door hardware and our mechanical ventilation business streams in the UK and in Europe. Additionally, in order that the ideas that we have can be developed as quickly as possible, we have invested additional resources into Research and Development over the past year and will continue to focus on this key area. We also recognise that there are significant opportunities to source products and components from the Far East and we use the services of two locally based agents to assist us in this.

Developing our Korean activities – we will actively work with our Korean partners to build on the strong market position that has been achieved over the past few years. The Korean market is very dynamic and design led and we continually seek to improve the product range that we offer to our Korean customers. As part of that process, our UK design team are responsible for designing and developing new products and are currently working on a number of initiatives.

The demand for our products in South Korea has been driven by the introduction of Building Regulations for ventilation in 2008. These Regulations specify that all new houses and apartments have to be adequately ventilated. The use of natural ventilation products over mechanical ventilation has been championed by the major South Korean social housing authorities and it is predominantly this that has helped us to achieve our high levels of growth over the past few years. We have seen the market for our products grow as the private house building sector embraces window ventilation products, in preference to mechanical systems, in order to reduce construction costs. Titon Korea does not sell mechanical ventilation and is, therefore, well placed to benefit from this change. In addition to our ventilation market activities we will monitor the efforts of Browntech Sales Company Ltd. to generate revenue through property development activities.

Control of overheads – the Group has imposed tight control of overheads during the past few years and this is one of the reasons for the improvement in the Group's financial performance. The Directors appreciate that continuous monitoring of costs, even in better times, is a necessary and essential component in our strategy.

The level of construction activity within the UK is a major factor likely to affect the future development of the Group, year on year. Additionally, the increase in usage of Mechanical Ventilation with Heat Recovery ("MVHR") systems both in the UK and in mainland Europe will be a key determinant of our growth. MVHR systems partially recover the heat that is expelled from a dwelling when it is being ventilated by using that heat to warm the incoming air. They are of benefit in new homes which are built to a very high standard of air tightness and where the cold air from outside cannot easily infiltrate the building naturally. It is currently estimated that less than one in five new-build dwellings in the UK are fitted with an MVHR system, meaning that the potential for growth is significant.

Large scale growth is only likely, however, if the Government drives up energy efficiency standards in new homes through regulation, since house builders tend not to build to these higher standards on a voluntary basis due to the increased cost of doing so.

The concept of using MVHR systems is more accepted in many Western European countries and is the reason why we are increasing our selling activities in these markets. There are also growing opportunities to sell MVHR systems in Eastern Europe as these markets become aware of the availability of this technology along with their need to reduce energy consumption.

Risks and Uncertainties

The Group has established procedures for monitoring and controlling operational and financial risks and these are detailed in the Report on Risk Management on pages 9 to 13.

Employee Gender Breakdown

As at the end of the financial year the analysis by gender of employees, was as follows:

	2016	2016	2016	2015	2015	2015
	Male	Female	Total	Male	Female	Total
Directors	6	-	6	5	-	5
Senior Managers	8	1	9	7	1	8
Other	143	79	222	135	71	206
Total	157	80	237	147	72	219

Social and Environmental Matters

The Group is committed to conducting its business in an ethical, socially responsible and environmentally sustainable manner. The Directors lead by example by encouraging and promoting the highest standards of integrity throughout all of their business dealings.

As far as it is possible to determine, the Group complies with all human rights, anti-corruption and environmental legislation, regulation and best practice in each of the countries where it conducts business. The following formal policies and codes are in place to promote and monitor this:

- Anti-Corruption Policy – this policy is in place to protect the Group in respect of employees offering payments or inducements to gain favour with customers or potential customers. It expressly forbids any such payments to be made and sets out the conditions where normal customer entertaining is acceptable.
- Code of Ethics for Overseas Suppliers – this code is in place to govern the conditions that overseas suppliers are required to adhere to in respect of wages and working hours, child labour and forced labour, discrimination, disciplinary procedures, Health and Safety and bribery and corruption.
- Whistleblowing Policy – this policy is in place in order that any employee who has concerns as to the Group being involved in either unlawful or improper activities can raise the issues in confidence and with reassurance that they will be protected from reprisals or victimisation.

Due to the small size of the Group, social, community and Human Rights issues are not reported on within this Strategic Report.

Strategic Report (continued)

The Group seeks to reduce its environmental impact in a way that benefits a broad group of stakeholders, including customers, shareholders, employees, and in particular, the local community. The Group has maintained its ISO 14001:2004 Environmental Management System within its UK manufacturing operation throughout the year and places great emphasis on ensuring that it conducts its operations such that:

- Emissions to air, releases to water and land filling of wastes do not cause unacceptable environmental impacts and do not offend the community;
- Significant plant and process changes are assessed and positively pursued to prevent adverse environmental impacts;
- Energy is used efficiently and consumption is monitored;
- Natural resources are used efficiently;
- Raw material waste is minimised;
- Waste is reduced, reused or recycled where practicable;
- The amount of packaging used for our products is minimised.

As part of its processes, the Group's environmental performance is reviewed monthly by senior management and a programme of continuous improvement for the benefit of customers, employees and the environment has been adopted. A further 50kWp Photovoltaic System has been installed on the roof of our Haverhill factory during the year, making 140kWp in total. The electricity generated has been used in our manufacturing facilities during working hours and will have had a positive impact on the CO₂ figures reported below.

In accordance with Statutory Instrument 2008/410 the Group presents the following information in respect of its CO₂ emissions during the period.

Global Greenhouse Gas (GHG) emissions data for the period are:

Source:	2016 tCO ₂ e	2015* tCO ₂ e
Combustion of fuel and operation of facilities	601	638
Electricity, heat, steam and cooling purchased for own use	582	662
Total tonnes of CO ₂ equivalent	1,183	1,300
CO ₂ emissions normalised per £ million of sales of manufactured products	62	73

*2015 data has been revised due to an incorrect figure being reported last year.

These sources fall within our consolidated financial reporting. We do not have responsibility for any emission sources outside of our consolidated financial reporting, including those of our Associate Company.

We have used the GHG Protocol Corporate Accounting and Reporting Standard (revised edition), data gathered to fulfil our requirements under the CRC Energy Efficiency scheme, and emission factors from UK Government's GHG Conversion Factors for Company Reporting 2016.

This Strategic Report was approved by the Board on 9 January 2017 and signed on its behalf by:

D A Ruffell

Chief Executive

Report on Risk Management

The Board is responsible for ensuring that the Group maintains an effective risk management system. It determines the Group's approach to risk, its policies and the procedures that are implemented to mitigate exposure to risk.

Process for managing risk

The Board continually assesses and monitors the key risks in the business and has developed a risk management matrix to identify, report and manage its principal risks and uncertainties. This includes the recording of all principal risks and uncertainties, which is reviewed annually. Risks are fully analysed, their potential impact on the business assessed and relevant mitigations are established. The risk matrix is reviewed quarterly at Board Meetings along with the appropriateness and effectiveness of the key mitigating controls.

The table below highlights the principal risks and uncertainties that could have a material impact on the Group's performance and prospects and the mitigating activities which are aimed at reducing the impact or likelihood of a major risk materialising. The Board does recognise, however, that it will not always be possible to eliminate these risks entirely.

Risk Matrix

Risk	Potential Impact	Mitigations
Associate companies The Group is exposed to the risks related to working with associate companies over which it does not have full operating control through its equity holding.	Failure to maintain good working relationships and to exert sufficient control and influence in respect of our South Korean Associate Company, Browntech Sales Co. Ltd could affect the Group's ability to deliver on its objectives in this market.	The Group's senior management has a regular schedule of visits to meet with the Associate Company's management in Korea. A formal Distribution Agreement exists between Titon Korea Co. Ltd and Browntech Sales Co. Ltd which binds those companies together. The audit of Browntech Sales Co. Ltd is conducted by the Group Auditor's International Network Partner in South Korea.
Business disruption The Group's manufacturing and distribution operations could be subjected to disruption due to factors including incidents such as a major fire or a failure of essential IT equipment.	Incidents such as a fire at key premises or the failure of IT systems could result in the temporary cessation in activity or disruption of the Group's production facilities impeding the Group's ability to deliver its products to its customers, adversely affecting its financial results.	The Group has developed business continuity and disaster recovery plans. The Group maintains a significant amount of insurance to cover business interruption and damage to property from such events.

Report on Risk Management (continued)

Risk	Potential Impact	Mitigations
<p>Reliance on key customers</p> <p>Parts of the Group's business are dependent on key customers.</p>	<p>Failure to manage relationships with key customers could lead to a loss of business affecting the financial results of the Group.</p>	<p>The Group's strategic objective is to broaden its customer base wherever possible.</p> <p>The Group focuses on delivering high levels of customer service and maintains strong relationships with major customers through direct engagement at all levels.</p> <p>The Group maintains customer service Key Performance Indicators (KPIs) which are monitored monthly through the Group's ISO 9001 procedures and intervention made where required.</p> <p>The Group closely manages its pricing, rebates and commercial terms with its customers to ensure that they remain competitive.</p>
<p>New product development</p> <p>The Group operates in very competitive markets where the continual development of new products is necessary.</p>	<p>Failure to provide customers with market leading products could lead to a loss of business affecting the financial results of the Group.</p>	<p>The Group continually seeks to innovate and develop its product lines to ensure its products are appropriate for the markets in which it operates.</p> <p>The Group maintains comprehensive patent, design and trademark coverage.</p>
<p>Recruitment and retention of key personnel</p> <p>The Group is dependent on the continued employment and performance of its senior management and other key skilled personnel.</p>	<p>Loss of any key personnel without adequate and timely replacement could disrupt business operations and the Group's ability to implement and deliver its growth strategies.</p>	<p>The Group has a formal succession plan in place that is reviewed periodically.</p> <p>The Group aims to provide competitive remuneration packages and bonus schemes to retain and motivate key personnel.</p>
<p>Economic conditions</p> <p>The Group is dependent on the level of activity in the construction industry in the countries in which it markets its products and is therefore susceptible to any changes in economic conditions.</p>	<p>Lower levels of construction industry activity within any of the key markets in which the Group operates could reduce sales and production volumes adversely, thus affecting the Group's financial results.</p>	<p>The Group closely monitors trends in the industry using a wide range of external data including the Construction Products Association's reports and forecasts in the UK and other reports in the rest of the world.</p> <p>The Group monitors product demand on a weekly basis and is able to respond quickly in re-allocating or varying resources.</p> <p>The Group continually seeks to expand the geographical markets into which it sells its products.</p>

Risk	Potential Impact	Mitigations
<p>Government action and policy</p> <p>The Group's business is significantly affected by Building Regulations in its key markets as well as by government action and policies relating to public and private investment.</p>	<p>Many of the Group's products are provided to customers in order to help them to comply with Building Regulations in respect of ventilation. Changes to Regulations could adversely impact on sales volumes affecting the Group's financial results.</p> <p>Additionally, significant downward trends in government spending could have an adverse impact on the construction industry which could impact on sales and production volumes affecting the Group's financial results.</p>	<p>The Group closely monitors and attempts to influence Building Regulations through its work with industry working groups.</p> <p>The Group structures its operations so that it has a balanced exposure to the residential and commercial construction sectors and to the refurbishment sector so as to reduce the impact of any adverse government action or policy on any one of these sectors.</p>
<p>The decision to leave the European Union could have a significant impact on the Group's business in the UK and Europe.</p>	<p>Imports and exports of goods and raw materials with the EU could be subject to tariffs or other charges, which increase costs and make the Group's products uncompetitive.</p>	<p>The Group will monitor the UK and EU negotiations and through its membership of trade associations will make the point that tariff free trading with the EU is highly desirable.</p>
<p>Government regulations and standards</p> <p>The Group is subject to the requirements of occupational health and safety laws, employment law and environmental regulations, within the markets in which it operates.</p>	<p>Failure of the Group to comply with Health and Safety law, employment law and environmental regulations could result in the Group being liable for fines. It could also require modification to operations, increase manufacturing and delivery costs, and could result in the suspension or termination of key operations, thereby impacting the Group's financial results.</p>	<p>The Group has a strong Health and Safety ethos combined with robust policies and procedures for the management of employee and visitor safety across its sites.</p> <p>The Group uses the services of EEF Ltd and lawyers in formulating employment practices and policies and when dealing with employee disputes and grievances.</p> <p>Within the UK, the Group operates an ISO 14001 Environmental policy, and procedures are in place to monitor compliance with the policy which is subject to external environmental audits on a periodic basis.</p>

Report on Risk Management (continued)

Risk	Potential Impact	Mitigations
Product liability The Group manufactures electrical products that could cause injury to people or property. The Group's products are also often incorporated into the fabric of a building or dwelling, which could be difficult to access, repair, recall or replace in the event of product failure.	A product safety issue or a failure or recall could result in a liability claim for personal injury or other damage leading to substantial money settlements, damage to the Group's brand reputation, costs and expenses and diversion of key management's attention from the operation of the Group, which could all affect the Group's financial results.	The Group operates comprehensive quality assurance systems and procedures within its UK manufacturing processes and is subject to regular external audit as part of its ISO 9001 accreditation. Comprehensive end of line testing is carried out on all in-house manufactured electrical products. Wherever required, the Group obtains certifications over its products to the relevant standards of the countries in which it markets its products. These certifications incorporate electrical safety testing. The Group maintains product liability insurance to cover personal injury and property damage claims from product failures.

Financial risk management The Group's operations expose it to a variety of financial risks that include the effects of:		The Group has financial risk management procedures in place that seek to limit the adverse effects of the financial risks as follows:
Risk	Potential Impact	Mitigations
Fraud The risk that an employee or a group of employees could embezzle the Group's funds either directly or through co-operation with external accomplices.	A significant financial fraud could deplete the Group's assets and adversely affect the Group's financial results.	The Group has a series of Financial Control Procedures in place which are designed to eliminate this risk and which are reviewed regularly. Segregation of duties are a key component within these controls.
Foreign exchange risk The risk that the fair value of a financial instrument or future cash flows will fluctuate because of changes in foreign exchange rates. The Group's risk relates primarily to its trading activities in South Korea denominated in Korean Won. The Group is also exposed to foreign exchange risk in respect of cash flows denominated in Euros. This covers both sales of products in the Eurozone as well as purchases of materials.	Exchange rate fluctuations may adversely affect the Group's results.	It is not possible for the Group to mitigate exchange rate differences which impact the translation of its overseas subsidiaries' results and net assets. The Group undertakes some activities in the Eurozone where purchases of materials denominated in Euros provide an element of natural hedging for sales of finished products denominated in Euros.

Risk	Potential Impact	Mitigations
<p>Credit risk</p> <p>The Group is exposed to credit risk from its trading activities (primarily from trade receivables) and from its deposits with banks.</p>	<p>The failure of a counterparty to meet their financial obligations could lead to a financial loss for the Group.</p>	<p>Customer credit risk is subject to the Group's established policy, procedures and control relating to customer credit risk management. Credit quality of the customer is assessed based on referencing and on third party scoring and individual credit limits are defined in accordance with this assessment. Outstanding customer receivables are regularly monitored and deliveries are suspended when customers exceed their payment terms.</p> <p>Credit risk arising from cash deposits with banks are managed by the Group's finance department. Investments of surplus funds are made only with banks that have, as a minimum, a single A credit rating.</p>
<p>Liquidity risk</p> <p>The risk that the Group will not be able to meet its financial obligations as they fall due.</p>	<p>Insufficient funds could result in the Group not being able to fund its operations.</p>	<p>The Group's approach to managing liquidity is to ensure that it will always have sufficient liquidity to meet its liabilities when due, under both normal and stressed conditions, without incurring unacceptable losses or risking damage to the Group's reputation.</p> <p>The Group maintains close relationships with a number of UK banks in order to support liquidity requirements.</p>
<p>Interest rate risk</p> <p>The risk that interest rates could change impacting on the Group's results.</p>	<p>Increases to interest rates could result in significant additional interest rate payments being required on any borrowings. Decreases to interest rates could result in lower interest income on bank deposits.</p>	<p>Owing to the Group's size, no hedging activity is currently undertaken.</p>

D A Ruffell

Chief Executive

Directors' Report

The Directors present their report and the Group and Company financial statements for the year ended 30 September 2016.

A detailed commentary on the results for the year and discussion of future developments is given in the Chairman's Statement on pages 2 to 4 and an explanation of the Group's business strategy is included within the Strategic Report on pages 5 and 6.

The Group's compliance with the UK Corporate Governance Code is set out in the report on page 24.

Directors and their interests in shares (audited)

The Directors of the Company during the year and at the year end and their beneficial interests in the ordinary share capital were as follows:

		30 September 2016 Ordinary shares of 10p each	30 September 2015 Ordinary shares of 10p each (*or date of appointment if later)
K A Ritchie	Executive Director and Chairman	977,280	877,280
D A Ruffell	Chief Executive	101,000	71,000
J N Anderson	Non-executive Director and Deputy Chairman	1,737,802	1,737,802
T N Anderson	Sales & Marketing Director	721,900	693,750
N C Howlett	Managing Director, Ventilation Systems	48,750	13,750
K Sargeant*	Non-executive Director	-	-

*K Sargeant appointed on 1 September 2016

Details of Directors' share options are given in the Directors' Remuneration Report on page 23.

There were no other changes in Directors' beneficial shareholdings between 30 September 2016 and 9 January 2017.

Substantial shareholders

As at 30 September 2016, the Company had been notified of the following voting interests in its ordinary share capital disclosable under the Financial Services Authority's Disclosure and Transparency Rules of the following holdings, other than Directors' holdings, of 3 per cent or more in the ordinary share capital of the Company:

Name	Shares	%
MI Discretionary Unit Fund Managers Ltd	2,065,000	18.9
Mrs A J Clipsham	779,579	7.1

On 3 October 2016 the Company was notified that as a result of a change to the sponsor of MI Discretionary Unit Fund it is now interested in 800,000 shares representing 7.3% of the ordinary share capital of the Company. The balance of the shares amounting to 1,265,000 representing 11.6% of the ordinary share capital of the Company in total are held by Rights & Issues Investment Trust Plc. Other than this change the Company has not been notified of any changes to these holdings between 30 September 2016 and 9 January 2017.

Share capital

The ordinary share capital at 30 September 2016 consisted of 10,908,750 Titon Holdings Plc shares of 10p each. 283,150 ordinary shares were issued during the year as a result of employees exercising share options. There were no other changes to the Company's ordinary share capital during the year.

Details of the authorised and issued share capital of the Company as at 30 September 2016 are set out in note 18 of the Notes to the Financial Statements.

All of the Company's shares are ranked equally and the rights and obligations attaching to the Company's shares are set out in the Company's Articles of Association, copies of which can be obtained from Companies House in England and Wales or by writing to the Company Secretary.

Share capital (continued)

There are no restrictions on the voting rights of shares and there are no restrictions on their transfer other than:

- Certain restrictions as may from time to time be imposed by laws and regulations (for example insider trading laws); and
- Pursuant to the UK Listing Rules 'Model Rules' whereby Directors of the Company require approval to deal in the Company's shares (UK Listing Rules available from <http://fshandbook.info/FS/html/FCA/LR>).

Additionally, the Company is not aware of any agreements between shareholders of the Company that may result in restrictions on the transfer of ordinary shares or voting rights.

Proposed dividends

The Directors recommend the payment of a final ordinary dividend of 2.25p (2015: 1.75p) per ordinary share. This, when taken with the interim dividend of 1.25p (2015: 1.25p) per ordinary share paid on 24 June 2016, gives a total dividend of 3.5p (2015: 3.0p) per ordinary share for the year ended 30 September 2016.

Research and development

The Directors consider that research and development continues to play an important role in the Group's success as the need to provide increasingly energy efficient ventilation products will be a feature of our market over the coming years.

Investment in research and development amounted to £539,000 during the year (2015: £535,000). Development expenditure capitalised in 2016 amounted to an additional £134,000 (2015: £84,000) see note 11 of the Financial Statements.

Financial risk management

The Directors assess the financial risks facing the business and spend appropriate time considering them. The Group has a system of risk management, which identifies these items and seeks ways of mitigating such risks as far as is possible. The Report on Risk Management set out on pages 9 to 13 includes a paragraph on financial risk and also see note 20 to the Financial Statements.

Employees

The Group recognises the importance of its employees in achieving its objectives and has contractual arrangements in place to encourage and reward loyalty and to safeguard the interests of the Group.

Employees are provided with information about the Group's activities via the Employee Consultative Committee, other staff meetings and staff notice boards. The Group aims to foster an environment in which employees and management can enjoy a free flow of information and ideas.

The Group is an equal opportunities employer and its policies for recruitment, training, career development and promotion are based on the aptitude and abilities of the individual.

The Group's approach and responsibilities for social and community issues are not covered in this report.

Disabled employees

The Group gives full consideration to the career development and promotion of disabled persons, and to applications for employment from disabled persons, where the requirements of the job can be adequately fulfilled by a handicapped or disabled person.

The Group considers the training requirements of each disabled person on an individual basis. Where an employee becomes disabled during the course of his or her employment, the Group will consider providing that employee with such means, including appropriate training, as will enable the employee to continue to carry out his or her job, where it reasonably can, or will attempt to provide an alternative suitable position.

Directors' Report (continued)

Capital management

The Group's objectives when managing capital are to safeguard the Group's ability to continue as a going concern, so that it can continue to provide returns for its shareholders and benefits for its other stakeholders.

The Group considers its capital to comprise ordinary share capital, share premium, capital redemption reserve and accumulated retained earnings (see 'Consolidated Statement of Changes in Equity' on page 38). The translation reserve is not considered as capital. The consideration for Treasury Shares held at the end of the year has been debited to Shareholders' Equity. In order to maintain or adjust its working capital at an acceptable level and to meet strategic investment needs, the Group may adjust the amount of dividends paid to shareholders, return capital to shareholders or sell assets.

The Group does not seek to maintain any particular debt to capital ratio, but will consider investment opportunities on their merits and fund them in the most effective manner.

Environmental issues

An explanation of how the Group deals with its environmental responsibilities is included in the Strategic Report.

Directors' responsibilities

The Directors are responsible for preparing the annual report and the financial statements in accordance with applicable law and regulations.

Company law requires the Directors to prepare financial statements for each financial year. Under that law the Directors are required to prepare the Group financial statements and have elected to prepare the Company financial statements in accordance with International Financial Reporting Standards (IFRSs) as adopted by the European Union. Under company law the Directors must not approve the financial statements unless they are satisfied that they give a true and fair view of the state of affairs of the Group and Company and of the profit or loss for the Group for that period.

In preparing these financial statements, the Directors are required to:

- select suitable accounting policies and then apply them consistently;
- make judgements and accounting estimates that are reasonable and prudent;
- state whether they have been prepared in accordance with IFRSs as adopted by the European Union, subject to any material departures disclosed and explained in the financial statements;
- prepare a directors' report, a strategic report and directors' remuneration report which comply with the requirements of the Companies Act 2006.

The Directors are responsible for keeping adequate accounting records that are sufficient to show and explain the Company's transactions and disclose with reasonable accuracy at any time the financial position of the Company and enable them to ensure that the financial statements comply with the Companies Act 2006 and, as regards the Group financial statements, Article 4 of the IAS Regulation. They are also responsible for safeguarding the assets of the Company and hence for taking reasonable steps for the prevention and detection of fraud and other irregularities.

Website publication

The Directors are responsible for ensuring the annual report and the financial statements are made available on a website. Financial statements are published on the Company's website in accordance with legislation in the United Kingdom governing the preparation and dissemination of financial statements, which may vary from legislation in other jurisdictions. The maintenance and integrity of the Company's website is the responsibility of the Directors. The Directors' responsibility also extends to the ongoing integrity of the financial statements contained therein.

Directors' responsibilities pursuant to DTR4

The Directors confirm to the best of their knowledge:

- The Group financial statements have been prepared in accordance with International Financial Reporting Standards (IFRSs) as adopted by the European Union and Article 4 of the IAS Regulation and give a true and fair view of the assets, liabilities, financial position and profit and loss of the Group.
- The annual report includes a fair review of the development and performance of the business and the financial position of the Group and the parent company, together with a description of the principal risks and uncertainties that they face.

Directors' responsibilities (continued)

Directors' statement as to disclosure of information to auditors

The Directors at the time of approving the Directors' Report are listed on page 14 and also includes Mr T. Gearey, who was appointed to the Board on 2 November 2016. Having made enquiries of fellow Directors and of the Officers of the Company, each of the Directors confirms that:

- To the best of each Director's knowledge and belief, there is no relevant audit information of which the Company's auditors are unaware; and
- Each Director has taken all steps a Director ought to have taken to make themselves aware of any information needed by the Company's auditors for the purpose of their audit and to establish that the Company's auditors are aware of that information.

Directors' liability insurance and indemnity

The Company has purchased liability insurance cover, which remains in force at the date of the report, for the benefit of the Directors of the Company which gives appropriate cover for legal action brought against them. The Company also provides an indemnity for its Directors (to the extent permitted by law) in respect of liabilities which could occur as a result of their office. This indemnity does not provide cover should a Director be proved to have acted fraudulently or dishonestly.

Purchase of own shares

The Company has authority from shareholders to purchase up to 10% of its own ordinary shares in the market. This authority was not used during the year nor in the period to 9 January 2017 and the Board intends to seek shareholder approval to renew the authority at the forthcoming Annual General Meeting.

In accordance with the Companies (Acquisition of Own Shares) (Treasury Shares) Regulations 2003, companies are permitted to hold purchased shares rather than cancelling them and as at 30 September 2016 and 9 January 2017 the Company held 50,000 such shares in treasury. The Company may use this power again in the future depending on market conditions and the financial position of the Company.

Post balance sheet events

There have been no events since the balance sheet date that materially affect the position of the Group.

Going concern

The Group's business activities, its financial position, together with the factors likely to affect the Group's performance, are set out in the Strategic Report. In addition, note 20 to the financial statements includes the Group's risk management objectives and policies; managing its financial risk and its exposures to credit risk, foreign exchange risk and liquidity risk.

The Group has considerable financial resources together with a diverse range of customers and suppliers, across different geographic areas and markets. As a consequence the Directors believe that the Group is well placed to manage business risks successfully.

The Directors have reviewed the budgets, projected cash flows, principal risks and other relevant information for a period of 3 years from the balance sheet date. On the basis of this review the Directors have a reasonable expectation that the Group has adequate resources to continue in operational existence for the foreseeable future. For this reason they believe it is appropriate to continue to adopt the going concern basis in preparing the financial statements.

Directors' Report (continued)

Annual General Meeting

The Annual General Meeting of Titon Holdings Plc ("the Company") will be held at the Company's Head Office at 894 The Crescent, Colchester Business Park, Colchester, Essex, CO4 9YQ on 15 February 2017 commencing at 11.00 a.m. A Notice convening the Annual General Meeting of the Company for 2017 may be found on page 69 of this document.

Shareholders are being asked to vote on various items of ordinary business, as listed below:

Resolution 1 – to receive and adopt the audited accounts

The Directors recommend that shareholders adopt the reports of the Directors and the Auditors and the audited accounts of the Company for the year ended 30 September 2016.

The Directors' Report was approved by the Board on 9 January 2017 and signed by order of the Board.

Resolution 2 – to declare a final dividend

The Directors recommend a final dividend of 2.25 pence per ordinary share. Subject to approval by shareholders, the final dividend will be paid on 21 February 2017 to shareholders on the register on 27 January 2017.

Resolution 3 – to re-elect Mr Tyson Neil Anderson as a Director

The Chairman confirms that following performance evaluation Mr Anderson continues to be effective and demonstrates commitment in his role.

Resolution 4 – to re-elect Mr John Neil Anderson as a Director

The Chairman confirms that following performance evaluation Mr Anderson continues to be effective and demonstrates commitment in his role.

Resolution 5 – to re-elect Mr Kevin Sargeant as a Director

The Chairman confirms that following performance evaluation Mr Sargeant continues to be effective and demonstrates commitment in his role.

Resolution 6 – to re-elect Mr Tony Gearey as a Director

The Chairman confirms that following performance evaluation Mr Gearey continues to be effective and demonstrates commitment in his role.

Resolution 7 – to re-appoint BDO LLP as auditors

This resolution proposes that BDO LLP should be re-appointed as the Company's Auditors and authorises the Directors to determine their remuneration.

Resolution 8 – authority to allot shares

The Companies Act 2006 prevents directors of a public company from allotting unissued shares, other than pursuant to an employee share scheme, without the authority of shareholders in general meeting. In certain circumstances this could be unduly restrictive. The Directors' existing authority to allot shares, which was granted at the Annual General Meeting held on 17 February 2016, will expire at the forthcoming Annual General Meeting. Resolution 8 in the notice of Annual General Meeting will be proposed, as an Ordinary Resolution, to authorise the Directors to allot ordinary shares in the capital of the Company up to a maximum nominal amount of £260,000, representing approximately 24% of the nominal value of the ordinary shares in issue on 9 January 2017 (excluding treasury shares). The Company currently holds 50,000 shares in treasury.

The authority conferred by the resolution will expire on 14 May 2018 or, if sooner, at the 2018 Annual General Meeting.

The Directors have no present plans to allot unissued shares other than on the exercise of share options under the Company's employee share option schemes. However, the Directors believe it to be in the best interests of the Company that they should continue to have this authority so that such allotments can take place to finance appropriate business opportunities that may arise.

Resolution 9 – to disapply pre-emption rights

Unless they are given an appropriate authority by shareholders, if the Directors wish to allot any of the unissued shares for cash or grant rights over shares or sell treasury shares for cash (other than pursuant to an employee share scheme) they must first offer them to existing shareholders in proportion to their existing holdings. These are known as pre-emption rights.

The existing disapplication of these statutory pre-emption rights, which was granted at the Annual General Meeting held on 17 February 2016 will expire at the forthcoming Annual General Meeting. Accordingly, Resolution 9 in the Notice of Annual General Meeting will be proposed, as a Special Resolution, to give the Directors power to allot shares or sell treasury shares without the application of these statutory pre-emption rights: first, in relation to offers of equity securities by way of rights issue, open offer or similar arrangements; and second, in relation to the allotment of equity securities for cash up to a maximum aggregate nominal amount of £50,000 (representing approximately 5% of the nominal value of the ordinary shares in issue on 9 January 2017). The power conferred by this Resolution will expire on 14 May 2018 or, if sooner, at the 2018 Annual General Meeting.

In addition, there are a number of items of special business which are detailed below.

Resolution 10 – to approve the Directors' Remuneration Report

Resolution 10 in the Notice of Annual General Meeting, which will be proposed as an Ordinary Resolution, is to receive and approve the Directors' Remuneration Report as set out on pages 20 to 23.

Resolution 11 – Company's authority to purchase its own shares

Resolution 11 in the Notice of Annual General Meeting, which will be proposed as a Special Resolution, will authorise the Company to make market purchases of up to 1,090,000 ordinary shares. This represents approximately 10% of the Company's ordinary shares in issue on 9 January 2017. The maximum price per share that may be paid shall be the higher of: (i) 5% above the average of the middle market quotations for an ordinary share for the five business days immediately before the day on which the purchase is made (exclusive of expenses); and (ii) the higher of the price of the last independent trade and the highest current independent bid on the trading venue where the purchase is carried out (exclusive of expenses). The minimum price shall not be less than 10p per share. The authority conferred by this resolution will expire on 14 May 2018 or, if sooner, at the 2018 Annual General Meeting.

Your Directors are committed to managing the Company's capital effectively and although they have no plans to make such purchases, buying back the Company's ordinary shares is one of the options they keep under review. Purchases would only be made after considering the effect on earnings per share and the benefits for shareholders generally.

The Company may hold in treasury any of its own shares that it purchases in accordance with the Companies Act 2006 and the authority conferred by this resolution. This would give the Company the ability to re-issue treasury shares quickly and cost effectively and would provide the Company with greater flexibility in the management of its capital base. As noted above the Company currently holds 50,000 shares in treasury.

As at 9 January 2017 there were options outstanding over 475,000 ordinary shares which, if exercised at that date, would have represented 4.3% of the Company's issued ordinary share capital (including treasury shares). If the authority given by Resolution 11 were to be fully used, these would then represent 4.8% of the Company's issued ordinary share capital.

Recommendation

The Directors believe that the resolutions which are to be proposed at the Annual General Meeting are in the best interests of the Company and its shareholders as a whole and recommend that all shareholders vote in favour of them, as each of the Directors intends to do, in respect of his or her beneficial holding.

The Directors' Report was approved by the Board on 9 January 2017 and signed on its behalf by:

D A Ruffell

Secretary

Directors' Remuneration Report

The Remuneration Committee submits this report in accordance with the requirements of SI 2008/410.

The law requires the Group's Auditors to audit certain disclosures provided. Where disclosures have been audited, they are indicated as such. The Auditors' opinion is disclosed in their report on pages 31 to 34.

Remuneration Committee

The Committee presently consists of Mr J N Anderson, a Non-Executive Director and the Deputy Chairman and Mr K Sargeant, a Non-Executive Director. The Committee has been established by the Board to set Remuneration Policy and to deal with all matters relating to Directors' Remuneration and reporting thereon. It has clear Terms of Reference established by the Board.

Statement from the Chairman

I am pleased to present the Directors' Remuneration Report for the year ended 30 September 2016.

The Remuneration Committee is not proposing any change to the Directors' Remuneration Policy this year. The vote on the Directors' Remuneration Report is, as previously, an advisory vote. An Ordinary Resolution will be put to shareholders at the forthcoming Annual General Meeting to be held on 15 February 2017, to receive and adopt the Directors' Remuneration Report. I can report that at the 2016 AGM there were 4,519,432 votes in favour, 0 votes against and 800 votes withheld for the Resolution to receive and adopt the Directors' Remuneration Report.

There has been no change to the Directors' Remuneration Policy during the period and there have been no significant changes in individual Director's levels of remuneration during the year except as a result of the performance related elements, which are directly linked to the Group's financial performance.

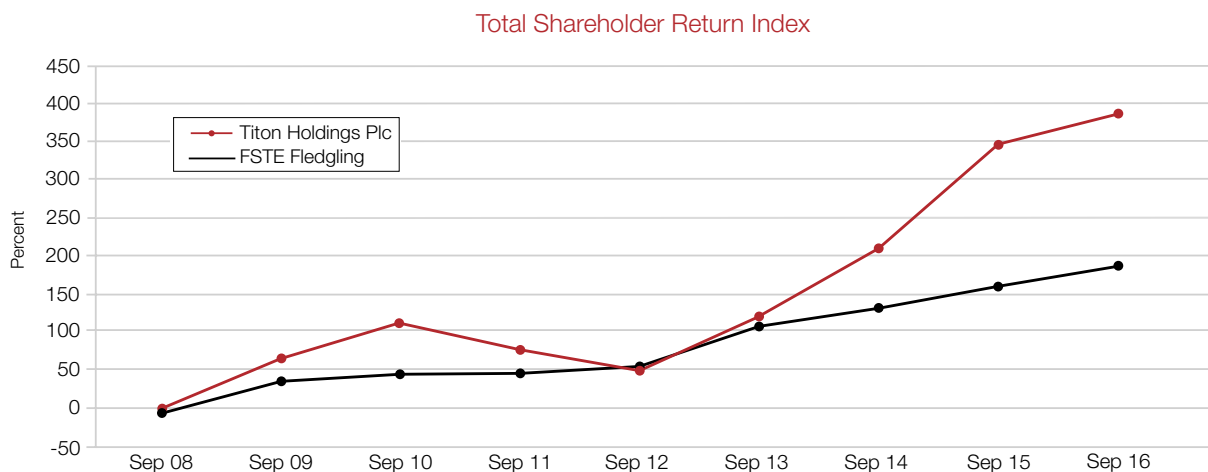
Details of the Directors' Remuneration Policy are shown on the Group's website in the Corporate Governance section. The Policy was approved at the 2015 AGM.

<http://www.titonholdings.com/pages/corporate-governance/board-process.php>

The Directors' interests in the ordinary share capital of the company at the year-end are reported in the Directors' Report on page 14.

Performance graph

The following graph shows the Company's 8 year performance, measured by total shareholder return, compared with the equivalent performance of the FTSE Fledgling Index.



This graph shows the percentage change in value of £1 invested in the Company on 30 September 2008 (assuming dividends reinvested) compared with the percentage change in value of £1 (assuming dividends reinvested) in the FTSE Fledgling Index. The Directors consider the FTSE Fledgling Index to be an appropriate choice as the Company is included within it.

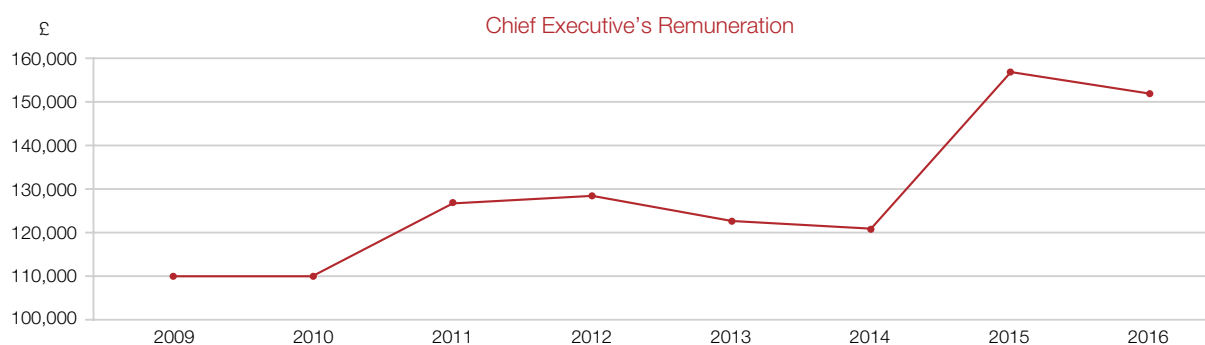
Chief Executive's Remuneration

The elements of, and the movement in, the remuneration of the Chief Executive over the past 8 years is as follows:

Year ended 30 September	Salary £'000	Short term performance related remuneration £'000	Benefits in kind £'000	Pension benefits £'000	Total £'000	Percentage change %
2009	88	-	13	9	110	+0.9
2010	88	-	13	9	110	0.0
2011	92	-	14	20	126	+14.5
2012	92	-	16	20	128	+1.6
2013	92	-	17	15	124	(3.1)
2014	94	-	12	15	121	(2.4)
2015	101	28	12	16	157	+29.8
2016	102	21	13	17	153	(2.5)

Recommended practice is to exclude pension benefits from the above table. However, because the Chief Executive sacrifices part of his salary for a payment into his pension fund, to exclude this element could be misleading.

The remuneration for the Chief Executive over this 8 year period is as follows:



The Remuneration of the Chief Executive has decreased by 2.5% in the year (2015: an increase of 29.8%). This compares to an average increase for all Group employees of 2.1% (2015: an increase of 2.9%) and this increase was taken into account when setting Directors' base salaries.

Directors' remuneration compared to certain other distributions are as follows:

	2016 £'000	2015 £'000	Percentage change %
Directors' remuneration	638	697	(8.5)
Other employee remuneration	5,348	5,239	+2.1
Dividend payments to shareholders	324	289	+12.1

Directors' Remuneration Report (continued)

Directors' remuneration (audited)

The remuneration paid to the Directors during the year, together with a comparison of the previous year, is as follows:

	Year ended 30 September	Salary and fees (a)	Benefits in kind	Short term performance related remuneration (b)	Pension benefits	Total
		£'000	£'000	£'000	£'000	£'000
Executive Directors:						
T N Anderson	2016	85	14	16	6	121
	2015	80	14	20	6	120
N C Howlett	2016	93	12	19	14	138
	2015	99	8	25	6	138
C S Jarvis – left 31 March 2015 (c)	2016	-	-	-	-	-
	2015	31	8	-	6	45
K A Ritchie	2016	144	15	28	-	187
	2015	144	14	36	-	194
D A Ruffell	2016	102	13	21	17	153
	2015	101	12	28	16	157
Non-executive Directors:						
J N Anderson	2016	36	-	-	-	36
	2015	43	-	-	-	43
K Sargeant - appointed 1 September 2016 (d)	2016	3	-	-	-	3
	2015	-	-	-	-	-
Totals	2016	463	54	84	37	638
	2015	498	56	109	34	697

(a) A 'salary sacrifice' system is in operation, where the Company makes a pension contribution on behalf of each Director, where applicable, and their salary is reduced by a corresponding amount.

(b) In accordance with the proposals adopted last year performance related remuneration is due for this period to Executive Directors. The maximum performance was not achieved in the period and a bonus of approximately 19% of salary is payable.

(c) Not including £13,920 relating to statutory redundancy pay.

(d) Inclusive of £3,000 relating to consultancy fees for 2016 (2015: £nil)

The remuneration package of each Executive Director includes non-cash benefits comprising the provision of a company car. The aggregate gains made by Directors on the exercise of share options during 2016 were £139,961 (2015: £16,660).

Share options (audited)

Details of the interests of Directors, who served during the year, in options over ordinary shares are as follows:

		Exercise price per share	At 1 October 2015 Number	Exercised during the year Number	Lapsed during the year Number	At 30 September 2016 Number
T N Anderson	(a)	91.0p	3,150	(3,150)	-	-
	(c)	24.5p	25,000	(25,000)	-	-
	(d)	58.0p	25,000	-	-	25,000
			53,150	(28,150)	-	25,000
N C Howlett			-			-
	(b)	48.0p	35,000	(35,000)	-	-
	(c)	24.5p	25,000	(25,000)	-	-
	(d)	58.0p	25,000	-		25,000
			85,000	(60,000)	-	25,000
K A Ritchie	(c)	24.5p	100,000	(100,000)	-	-
	(d)	58.0p	50,000	-	-	50,000
			150,000	(100,000)	-	50,000
D A Ruffell	(a)	91.0p	14,000	-	(14,000)	-
	(b)	48.0p	45,000	-	-	45,000
	(c)	24.5p	30,000	(30,000)	-	-
	(d)	58.0p	50,000	-	-	50,000
			139,000	(30,000)	(14,000)	95,000

J N Anderson and K Sargeant had no interests in options over shares during the year.

There have been no changes to the number of share options held by Directors between 30 September 2016 and 9 January 2017.

Share options are exercisable between the following dates:

- | | | | |
|-----|-----------------|-----|-----------------|
| (a) | 18 May 2009 | and | 18 May 2016 |
| (b) | 9 June 2014 | and | 9 June 2021 |
| (c) | 3 January 2016 | and | 3 January 2023 |
| (d) | 15 January 2017 | and | 15 January 2024 |

The Directors may only exercise share options if the growth in the earnings per share of the Company over any period of three consecutive financial years of the Company following the date of grant, exceeds the growth in the retail price index over the same period by at least 9 per cent.

At 30 September 2016 the market price of the Company's shares was 89.0p. The range during the year was 78.5p to 110.5p.

Approval

The Directors' Remuneration Report was approved by the Remuneration Committee on 9 January 2017 and signed on its behalf by:

J N Anderson

Remuneration Committee Chairman

Corporate Governance Report

Chairman's Introductory Statement

I am pleased to present the Corporate Governance Report for the last financial year. There have not been any major changes to the UK Corporate Governance Code to report to shareholders during the financial period, I am pleased to say. The main change introduced last year was to adopt a new matrix based approach to record risk and I can confirm that this matrix has been reviewed by the Board at every Board meeting held since its adoption.

As I have noted in the past we take our corporate governance responsibilities very seriously. I can report to shareholders that we have applied the main principles of the Code throughout the financial period.

KA Ritchie

Chairman

Compliance with UK Corporate Governance Code

The Board is accountable to the Company's shareholders for good corporate governance and the statements set out in this report describe how the principles identified in the Code are applied by the Company. Titon's business approach is based on openness and high levels of accountability and there is a commitment to high standards of corporate governance throughout the Group. With an international presence, the Group acts in accordance with the national laws of the various countries in which it operates and encourages the highest standards of business practice and procedure.

As part of this commitment to maintaining high standards of corporate governance, the Board applies, where they are deemed appropriate, the principles of corporate governance set out in the Code as issued by the Financial Reporting Council ("FRC") in September 2014. The Code can be found on the FRC website (www.frc.org.uk). Further explanation of how both the main provisions and the supporting provisions have been applied is set out below.

Please see the Audit Committee Report for a description of the main features of the internal control process and the risk management system in relation to the financial reporting process adopted by the Group. The disclosure of information on significant shareholdings in the Company is shown in the Directors' Report.

Under the Code the Directors are required to assess the viability of the Group: the Directors have reviewed the budgets, projected cash flows, principal risks and other relevant information for a period of 3 years from the balance sheet date. On the basis of this review the Directors have a reasonable expectation that the Group has adequate resources to continue in operational existence for the foreseeable future and to meet its liabilities as they fall due. The Directors consider that a period of 3 years is appropriate as the assumptions made in the review about market conditions are expected to remain valid over this period. The Directors have also carried out a robust assessment of the principal risks facing the Group as documented in the Report on Risk Management on pages 9 to 13.

The Directors consider that the Annual Report and Accounts, taken as a whole, is fair, balanced and understandable and provides the information necessary for shareholders to assess the Group's performance, business model and strategy.

The Group consolidated accounts are prepared by the Group Financial Controller and are reviewed by the Chief Executive. The review includes a detailed inspection of the accounts of all the constituent companies that comprise the Group along with the relevant consolidation adjustments and journals.

The Directors confirm that the Group was compliant with all relevant provisions of Sections A to E of the Code throughout the accounting period and up to the date of the Directors' Report except in the following areas:

- The Board has not set out a division of responsibilities between the Chairman and the CEO in accordance with paragraph A.2.1 of the Code. Both the Chairman and CEO are executive officers. The division of responsibilities is clearly understood but is not written down. For a company of this size this is deemed to be acceptable.
- At the year-end the Company had four Executive Directors and two Non-executive Directors. However, Mr JN Anderson is not deemed to be independent under the provisions of paragraph B.1.1 of the Code as he is a significant shareholder and a previous chairman of the Company and therefore the Company does not comply with paragraph B.1.2 of the Code in respect of the Board comprising at least two independent Non-executive Directors. The Directors consider that failure to comply with the Code in this respect poses no significant additional risk for shareholders and has no plans to comply with these provisions in the short term. An additional Executive Director was appointed to the Board with effect from 2nd November 2016.
- The Company had not appointed a senior independent director and therefore the Company did not comply with part of paragraphs A.4.1 and E.1.1 of the Code during the entire financial period. The Directors consider that failure to comply with the Code in this respect posed no significant additional risk for shareholders. Mr K Sargeant was appointed to the Board on 1st September 2016 and will fulfil the role of senior independent director.

- The Company's Audit Committee currently comprises the Chairman and the Chief Executive and therefore the Company does not comply with paragraph C.3.1. The Directors consider that this present structure is appropriate for a company of this size and complexity. The Directors consider that failure to comply with the Code in this respect poses no significant additional risk for shareholders and has no plans to comply with the provision in the short term.
- The Company's Remuneration Committee did not consist exclusively of Non-executive Directors throughout the financial period and therefore did not comply with paragraph D.2.1. The Directors consider that failure to comply with the Code in this respect posed no significant additional risk for shareholders. Mr K Sargeant has been appointed to the Remuneration Committee and Mr K Ritchie has resigned with effect from 1 October 2016.
- The Company's Nominations Committee did not comprise a majority of non-executive directors and therefore did not comply with paragraph B.2.1 throughout the financial period. The Directors do not consider that failure to comply with the Code in this respect posed any additional significant risk for shareholders. Mr K Sargeant has been appointed to the Nominations Committee with effect from 1 October 2016.

Composition and operation of the Board of Directors

As at 30 September 2016 the Board consisted of the Executive Chairman, the Chief Executive, two other Executive Directors and two Non-executive Directors. An additional Executive Director was appointed to the Board with effect from 2 November 2016.

The Board has a schedule of matters specifically reserved to it for decision including major capital expenditure decisions, business acquisitions and disposals and the setting of treasury policy. This also includes matters such as material financial commitments, commencing or settling major litigation and appointments to main and subsidiary company boards.

Scheduled Board meetings take place on a quarterly basis with further ad hoc meetings arranged as necessary. To enable the Board to function effectively and Directors to discharge their responsibilities, full and timely access is given to all relevant information. In the case of Board meetings, this consists of comprehensive management reporting information and discussion documents regarding specific matters.

The individual attendance by Executive Directors and Non-executive Directors at the Board and principal Board Committee Meetings held during the financial year is shown in the table below.

	Main Board	Remuneration Committee	Audit Committee	Nominations Committee
Total meetings held	6	2	2	2
K A Ritchie	6	2	2	2
D A Ruffell	6	-	2	-
T N Anderson	5	-	-	-
N C Howlett	6	-	-	-
K Sargeant*	-	-	-	-
J N Anderson	6	2	-	2

* K Sargeant joined the Board on 1 September 2016

There is an agreed procedure for Directors to take independent professional advice if necessary and at the Company's expense. This is in addition to the access which every Director has to the Company Secretary. The Secretary is charged by the Board with ensuring that Board procedures are followed.

When new members are appointed to the Board, they are provided with advice from the Company Secretary in respect of their role and duties as a public company director. Furthermore, all Directors have ongoing access to the Company Secretary for advice during the course of their appointment.

Appointments to the Board of both Executive and Non-executive Directors are considered by the Nominations Committee for endorsement by the Board as a whole.

Any Director appointed during the year is required, under the provisions of the Code, to retire and seek election by the shareholders at the next Annual General Meeting. The Articles of Association also require that one third of the Directors retire by rotation each year and seek re-election at the Annual General Meeting. The Directors required to retire are those in office longest since their previous re-election and in practice this means that each Director retires at least every three years, in accordance with the requirements of the Code. The Non-executive Directors will seek re-election at each Annual General Meeting.

Corporate Governance Report (continued)

The Directors who retire by rotation are Mr Tyson Anderson, Mr John Anderson, Mr Kevin Sargeant and Mr Tony Gearey. All four Directors, being eligible, offer themselves for re-election:

- Tyson Anderson has been with the Company since 1993 and was elected to the board of Titon Hardware Limited in 1999. Tyson joined the Board on 1 January 2004 as Marketing Director, was appointed Sales & Marketing Director on 1 February 2007 and has a service contract which expires on 31 July 2017.
- John Anderson founded the Company in 1972 and was its Chairman until 2012 when he became a Non-executive Director. He holds the Chair of the Remuneration Committee and the Nominations Committee. He has a service contract which expires on 30 June 2017.
- Kevin Sargeant joined the Board on 1 September 2016. He worked at Vent-Axia, a subsidiary of Smith Industries PLC, from 1990 until 2002 when Volution Holdings plc (comprising Vent-Axia) was created. Mr Sargeant led the buyout of Volution Holdings in the same year and was CEO of the newly named Volution Group until its sale to Towerbrook Private Equity and management in 2012. Since then, he has held a number of senior strategic development roles with major players in the ventilation sector and was Non-executive Chairman of Nuaire Ltd from November 2013 until its sale to Polypipe PLC in August 2015. Mr Sargeant qualified as a member of the Chartered Institute of Management Accountants in 1980. He has a service contract which expires on 30 June 2017.
- Tony Gearey joined Titon in 1985 and has held a number of positions within the Group since then. He is currently responsible for IT and for the operations of Titon Inc. and was appointed to the Board on 2 November 2016. He has a service contract which expires on 31 July 2017.

A statement of Directors' interests and copies of their service contracts are available for inspection during usual business hours at the registered office of the Company, on any weekday (excluding public holidays), and will be available at the place of the Annual General Meeting for at least fifteen minutes prior to and during the meeting. All Executive Directors are subject to annual appraisals of their performance and membership of relevant board committees, as appropriate, during the financial year.

The Remuneration Committee

The Remuneration Committee Report is set out on pages 20 to 23. The Remuneration Committee's terms of reference, established by the Board, are to:

- Determine and to keep under review the Group's policy on remuneration.
- Determine the basic salaries and non-cash emoluments payable to all Executive Directors, including Executive Directors of subsidiary Group companies, giving due consideration to individual responsibility and performance and to salaries paid to Executive Directors of similar companies in comparable business sectors.
- Select the performance targets for the Executive Directors' bonus arrangements.
- Select the performance conditions relating to the Group's Share Option Schemes. Such performance conditions to be aimed to align Directors' interests to shareholder value.
- Make recommendations to the Board of Directors on other matters relating to remuneration in the Group.
- Prepare an annual report on remuneration to the Company's shareholders for approval by the Board for submission to a vote of shareholders at the Company's Annual General Meeting and to advise the Board if it believes that, in any year, there are particular matters relating to remuneration which should be put to the Company's shareholders.

Communications with shareholders

The Board recognises the importance of communications with shareholders. The Strategic Report on pages 5 to 8 gives a detailed review of the business, and there is regular dialogue with institutional shareholders at the time of the Group's preliminary announcement of the year end results and at the half year.

The Group's results and other announcements are published on the London Stock Exchange RNS service and on the Company's website.

The Board uses the Annual General Meeting to communicate with private and institutional investors and welcomes their participation.

Nominations Committee

The Nominations Committee comprises the Deputy Chairman and the Chairman. It is responsible for proposing candidates as Directors of Titon Holdings Plc for endorsement by the Board. The selection of suitable candidates will be based on the suitability of the person for the position regardless of age, ethnicity or gender. Candidates may be either internal or external and executive search consultants may be used in the process. The Nominations Committee met during the year to consider the appointment of Mr K Sargeant as a Non-Executive Director of the Company. No external search consultancy or open advertising was used in the appointment of Mr Sargeant as he was already known to Titon. Since the year end Mr T Gearey has been appointed to the Board.

The Corporate Governance Report was approved by the Board on 9 January 2017 and signed on its behalf by:

KA Ritchie

Chairman

Audit Committee Report

The Audit Committee reports to the Board on matters concerning the Group's internal financial controls, financial reporting and risk management systems, identifying any matters in respect of which it considers that action or improvement is needed and making recommendations as to the steps to be taken.

Composition of the Audit Committee

The Audit Committee is appointed by the Board for a period of three years and comprises Mr K A Ritchie ACA and Mr D A Ruffell ACMA both of whom have financial experience.

Role of the Audit Committee

The Audit Committee operates within defined terms of reference and its main functions are:

- To monitor the internal financial control and risk management systems on which the Group is reliant.
- To consider whether there is a need for the Group to have its own internal audit function.
- To monitor the integrity of the Group's financial statements and formal announcements relating to the Group's financial performance, reviewing significant financial reporting judgements contained in them.
- To review arrangements by which staff may, in confidence, raise concerns about possible improprieties in matters of financial reporting or any other matter.
- To meet the independent Auditor of the Group to review their proposed audit programme of work and the subsequent Audit Report and to assess the effectiveness of the audit process and the levels of fees paid in respect of both audit and non-audit work.
- To make recommendations to the Board in relation to the appointment, re-appointment or removal of the Auditor, and to negotiate their remuneration and terms of engagement on audit and non-audit work.
- To monitor and review annually the external Auditor's independence, objectivity, effectiveness, resources and qualification.

Review of financial statements and risks identified

Financial statements issued by the Company need to be fair, balanced and understandable. The Audit Committee reviews the Annual Report as a whole and makes recommendations to the Board. The Committee is aware that several sections of the Annual Accounts are not subject to formal statutory audit, including the Strategic Report. Financial information in these sections is reviewed by the Committee, and subject to a review by the Auditors. The Audit Committee has advised the Board that, in its opinion, the Annual Report and accounts is fair, balanced and understandable and provides the information necessary for shareholders to assess the Company's position and performance, business model and strategy.

The Company's half-yearly report is reviewed by the Audit Committee prior to publication. The Audit Committee assesses annually whether it is appropriate to prepare the Group's financial statements on a going concern basis, and makes its recommendation to the Board. The Board's conclusions are set out in the Directors' Report.

In planning its own work, and reviewing the audit plan of the Auditors, the Audit Committee takes account of the most significant issues and risks, both operational and financial, likely to impact on the Group's financial statements.

The Committee considers that revenue recognition is a significant area of risk to accurate financial reporting and ensures that necessary credit note provisions and business rebate provisions are made. In relation to activities in Korea, revenues are only recognised once the customer has accepted the successful inclusion of our products into buildings rather than the delivery of product from our factory.

The carrying value of the Group's assets is an area where the Committee places great emphasis. In particular, calculating the carrying value for the Group's inventory is a significant risk factor as the Group has a wide range of product lines that fluctuate regularly in terms of their sales volumes. Consequently, every product line is assessed at the year-end to ensure that adequate provisions for obsolescence are made.

A further significant risk considered by the Committee is the Group's investment in its Korean business and in particular the accuracy of accounting information. The Committee considers that regular trips to Korea by senior management combined with the detailed monthly reporting that is in place are sufficient to monitor this risk.

Internal audit

The Board believes that due to the size of the business there is currently no requirement for an internal audit function. This matter is reviewed annually.

Internal control

The respective responsibilities of the Directors in connection with the financial statements are set out on pages 16 and 17, and those of the Auditors are detailed in the Independent Auditors' Report on pages 31 to 34.

The Audit Committee is responsible for ensuring that suitable internal controls systems to prevent and detect fraud and error are designed and is also responsible for reviewing the effectiveness of such controls. The Board confirms that there is an ongoing process for identifying, evaluating and managing the significant risks faced by the Group in line with the FRC's Guidance on Risk Management, Internal Control and Related Financial and Business Reporting, published in September 2014 and the FRC's Guidance on Audit Committees published in September 2012. This process has been in place for the year under review and up to the date of approval of this report, and accords with the guidance. In particular, the Committee has reviewed and updated the process for identifying and evaluating the significant risks affecting the Group and policies by which these risks are managed. The risks of any failure of such controls are identified in a Risk Matrix (set out in the Risk Management Report on pages 9 to 13) which is regularly reviewed by the Board and which identifies the likelihood and severity of the impact of such risks and the controls in place to mitigate the probability of such risks occurring.

Internal control systems are designed to meet the Group's particular needs and the risks to which it is exposed. They do not eliminate the risk of failure to achieve business objectives. The following are the key components which the Group has in place to provide effective internal control:

- An appropriate control environment through the definition of the organisation structure and authority levels.
- The identification of the major business risks facing the Group and the development of appropriate procedures and controls to manage these risks.
- A comprehensive budgeting and reporting system with monthly results compared with budgets and with previous years.
- The principal aspects of the Group's internal control processes used in preparing the Group's consolidated accounts include second reviews of consolidation workings and Board review of the composition of the Group's financial information.

The Directors acknowledge that they are responsible for establishing and maintaining the Group's system of internal control and risk management and reviewing their effectiveness, which they have done during the year. Internal control systems are designed to meet the particular needs of the Group and the risks to which it is exposed and by their nature can provide reasonable but not absolute assurance against material misstatement or loss. Appropriate risk monitoring systems have been in place throughout the year and up to the date of approval of the Annual Report and have been regularly reviewed by the Board. The Report on Risk Management sets out the principal risks identified by the Directors, the potential impact and the mitigants that apply. No significant weaknesses have been identified in this report by the Directors during the year.

The Company has a shareholding in an associate company. Controls within this entity may not be reviewed as part of the Company's formal processes due to the local delegation of managerial responsibilities, but instead are reviewed as part of the normal management process.

External audit process

The Audit Committee meets at least twice a year with the Auditor. The Auditor provides a planning report in advance of the annual audit and a report on the annual audit. The Committee has an opportunity to question and challenge the Auditor in respect of each of these reports.

After each audit, the Audit Committee reviews the audit process and considers its effectiveness.

Audit Committee Report (continued)

Auditor assessment and independence

The external audit was last put out to tender in 2006 when the current auditor, BDO LLP, was appointed. The lead audit partner was changed by rotation in 2016, his predecessor having served for a period of 5 years. EU Audit Reform requires Titon to conduct a selection process for the appointment of the external auditor every 10 years. Accordingly, the Audit Committee has undertaken a selection process for the appointment of the external auditor for the financial year ending 30 September 2017 so as to ensure auditor independence, continued quality of judgement, and the most efficient use of shareholder funds. I can confirm that there are no contractual obligations to restrict the Company's choice of external auditor. As a result of this process, which included a review of independence and quality assurance procedures, the Audit Committee has recommended to the Board that BDO LLP should be appointed as the Group Auditor for the next financial year and a resolution to this effect will be proposed at the AGM.

The fees for audit services provided by BDO for 2016 were £62,000 (2015: £60,000). The Audit Committee discussed the non-audit services provided by BDO during the year and noted that the Group's tax compliance services were no longer performed by BDO. The cost of non-audit services provided by the Auditor for the financial year ended 30 September 2016 was nil (2015: £4,000) in relation to tax compliance services.

K A Ritchie

Audit Committee Chairman

9 January 2017

Independent Auditor's Report to the members of Titon Holdings Plc

Opinion on financial statements

In our opinion:

- The financial statements give a true and fair view of the state of the Group's and the parent company's affairs as at 30 September 2016 and the Group's profit for the year then ended;
- the Group financial statements have been properly prepared in accordance with International Financial Reporting Standards (IFRSs) as adopted by the European Union;
- the parent company financial statements have been properly prepared in accordance with IFRSs as adopted by the European Union and as applied in accordance with the provisions of the Companies Act 2006;
- the financial statements have been prepared in accordance with the requirements of the Companies Act 2006 and, as regards the Group financial statements, Article 4 of the IAS Regulation.

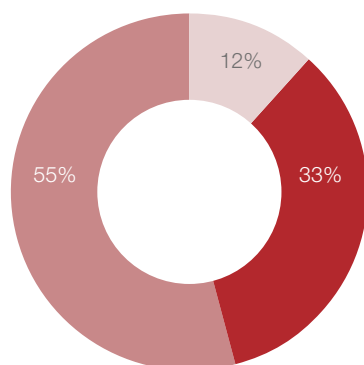
We have audited the Group financial statements of Titon Holdings Plc for the year ended 30 September 2016 which comprise the Consolidated Income Statement, the Consolidated Statement of Comprehensive Income, the Consolidated and Company Statements of Financial Position, the Consolidated and Company Statements of Changes in Equity, the Consolidated and Company Statements of Cash Flows and the related notes. The financial reporting framework that has been applied in the preparation of the financial statements is applicable law and IFRSs as adopted by the European Union.

An overview of the scope of our audit

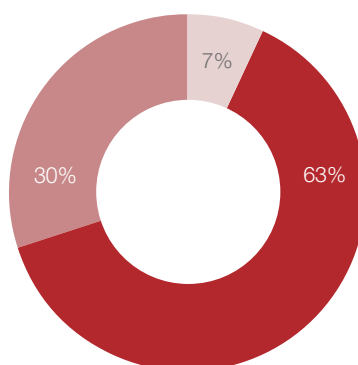
The Group conducts its operations principally within two main geographical regions, being Europe, through its subsidiary Titon Hardware Ltd, and South East Asia, through its subsidiary Titon Korea Co. Ltd. Titon Korea Co. Ltd sells only to the Group's associate, Browntech Sales Co. Ltd, which distributes the Group's product to third parties, predominantly in South Korea.

Our approach to the Group audit was set on the basis of our review of key financial metrics, which are shown below.

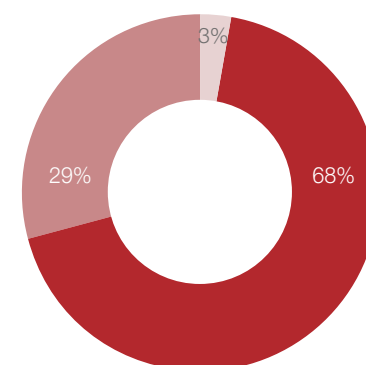
Profit before tax



Revenue



Gross assets



 Audit – BDO UK  Audit – other BDO member firms  BDO UK limited scope review

Our Group audit strategy involved full scope audits of Titon Hardware Ltd and, through a component auditor, the Group's Korean investments (Titon Korea Co. Ltd and Browntech Sales Co. Ltd). In relation to Titon Korea Co. Ltd and Browntech Sales Co. Ltd, we were involved in planning the audit, in particular with regard to consideration of component materiality, risk assessment and evaluation of the design of the audit response, and reviewing the results and conclusions drawn by the component auditor. On the basis of this information we reviewed, challenged and discussed certain key matters further, both remotely from the UK as well as through our visit to the Group's Korean operations where, with the Audit Committee, local management and the component auditor, we participated in the discussion of component audit findings. Those discussions included, but were not limited to, those matters we assessed as being significant risks in the context of the Group audit.

Independent Auditor's Report (continued)

We also undertook limited procedures in respect of the non-significant component Titon Inc., which is based in the United States of America.

The audit of the consolidation was undertaken, along with the audit of the Company and Titon Hardware Ltd, at the Company's head office near Colchester, Essex and at the Company's production facilities in Haverhill, Suffolk.

Our assessment of risks of material misstatement

Whilst we planned and conducted our audit so as to identify material misstatement in any area, we identified certain areas in which the risk of material misstatement was higher than in other areas and as such, in our judgment, required special audit attention. These areas, together with our approach in respect of each, are set out below. We included these areas of focus in our discussions with the Audit Committee. Their report on those matters that they considered to be significant in relation to the financial statements is set out on page 28.

The following risks had the greatest impact on our audit strategy and scope:

Inventory: valuation

We identified the valuation of the Group's inventory balance as carrying a heightened risk of material misstatement due to its size in the context of other assets and the potential for the exercise of management judgements in respect of provisions for slow-moving and obsolete inventory. The main area in which those judgements present themselves is in the level of provision recorded, which is affected by the choice and application of the accounting method by which the provision is determined.

As part of our audit of inventory provisioning, we performed detailed testing on post year end sales and other recent stock movements for a selection of stock lines to confirm that the approach management uses (which is based on an analysis of historic sales volumes and current stock levels) is a reliable indicator for determining the level of impairment that should be recorded against inventory. This enabled us to evaluate the appropriateness of the provision as a whole. Furthermore, we inspected the condition of inventory at our physical inventory observations to ascertain whether additional provisions should be made. We also reviewed sales invoices subsequent to the year end to ensure that inventory was appropriately valued at the lower of cost and net realisable value.

Revenue recognition

In our assessment of audit risk, we determined that the timing of revenue recognition during the period immediately prior to and subsequent to the year end gave rise to a significant risk of material misstatement.

The testing we performed in this area was to confirm the point of transfer of the risks and rewards of inventory ownership through identification of the timing of delivery, invoicing and revenue recognition by sampling a number of transactions in the days prior to and subsequent to the year end. Furthermore, we examined the Group's terms of business with its customers to ensure that the accounting policy adopted properly takes account of the point of transfer of risk, reward and beneficial ownership of the goods supplied.

Our application of materiality

We set certain thresholds for materiality to enable us to identify those balances and amounts in the financial statements which may have a greater impact on decision-making by the users of the accounts. A materiality threshold also enables us to assess the significance of identified misstatements both individually and in aggregate.

During the planning of our audit, we set our materiality threshold at 10 (2015: 8) percent of the Group's profit before tax. We justified an increase to the level of 10 percent of profit before tax on the basis of the stability of the shareholder base, the absence of external lenders to the Group and increasingly well established and stable profits. Our work was conducted using a materiality threshold of £180,000 (2015: £150,000), as indicated by interim management accounts. On completion of the Group's financial statements, our Group materiality level was increased to £210,000 by reference to the final level of profit before tax. We applied this final materiality level in our evaluation of identified misstatements.

We applied both a measure of performance materiality and component materiality to our Group audit, to ensure that our audit appropriately guarded against the risk that errors, when aggregated both within a component and across different components, may be material to the financial statements. The component performance materiality thresholds applied in the component audits ranged from £38,000 at the Korean components to £120,000 at Titon Hardware.

We reported all misstatements we had identified which were greater than £3,000 to the Audit Committee as well as qualitative matters, such as disclosure misstatements.

Opinion on other matters prescribed by the Companies Act 2006

In our opinion:

- the part of the Directors' Remuneration Report to be audited has been properly prepared in accordance with the Companies Act 2006; and
- the information given in the Strategic Report and Directors' Report for the financial year for which the financial statements are prepared is consistent with the financial statements.

Statement regarding the Directors' assessment of principal risks, going concern and longer term viability of the Company

We have nothing material to add or to draw attention to in relation to:

- the Directors' confirmation in the Annual Report that they have carried out a robust assessment of the principal risks facing the entity, including those that would threaten its business model, future performance, solvency or liquidity;
- the disclosures in the Annual Report that describe those risks and explain how they are being managed or mitigated;
- the Directors' statement in the Financial Statements about whether they considered it appropriate to adopt the going concern basis of accounting in preparing them and their identification of any material uncertainties to the entity's ability to continue to do so over a period of at least twelve months from the date of approval of the Financial Statements; or
- the Directors' explanation in the Annual Report as to how they have assessed the prospects of the entity, over what period they have done so and why they consider that period to be appropriate, and their statement as to whether they have a reasonable expectation that the entity will be able to continue in operation and meet its liabilities as they fall due over the period of their assessment, including any related disclosures drawing attention to any necessary qualifications or assumptions.

Matters on which we are required to report by exception

Under the ISAs (UK and Ireland), we are required to report to you if, in our opinion, information in the annual report is:

- materially inconsistent with the information in the audited financial statements; or
- apparently materially incorrect based on, or materially inconsistent with, our knowledge of the Group acquired in the course of performing our audit; or
- is otherwise misleading.

In particular, we are required to consider whether we have identified any inconsistencies between our knowledge acquired during the audit and the Directors' statement that they consider the Annual Report is fair, balanced and understandable and whether the Annual Report appropriately discloses those matters that we communicated to the Audit Committee which we consider should have been disclosed.

Under the Companies Act 2006 we are required to report to you if, in our opinion:

- adequate accounting records have not been kept by the parent company, or returns adequate for our audit have not been received from branches not visited by us; or
- the parent company financial statements and the part of the Directors' Remuneration Report to be audited are not in agreement with the accounting records and returns; or
- certain disclosures of Directors' remuneration specified by law are not made; or
- we have not received all the information and explanations we require for our audit.

Under the Listing Rules we are required to review:

- the Directors' statements, set out on page 17, in relation to going concern and, on page 24, in relation to longer-term viability; and
- the part of the Corporate Governance statement relating to the Company's compliance with the provisions of the UK Corporate Governance Code specified for our review.

We have nothing to report in respect of these matters.

Independent Auditor's Report (continued)

Respective responsibilities of Directors and auditors

As explained more fully in the statement of Directors' responsibilities, the Directors are responsible for the preparation of the Group financial statements and for being satisfied that they give a true and fair view. Our responsibility is to audit and express an opinion on the Group financial statements in accordance with applicable law and International Standards on Auditing (UK and Ireland). Those standards require us to comply with the Financial Reporting Council's (FRC's) Ethical Standards for Auditors.

Scope of the audit of the financial statements

A description of the scope of an audit of financial statements is provided on the FRC's website at www.frc.org.uk/auditscopeukprivate.

This report is made solely to the Company's members, as a body, in accordance with Chapter 3 of Part 16 of the Companies Act 2006. Our audit work has been undertaken so that we might state to the Company's members those matters we are required to state to them in an auditor's report and for no other purpose. To the fullest extent permitted by law, we do not accept or assume responsibility to anyone other than the Company and the Company's members as a body, for our audit work, for this report, or for the opinions we have formed.

Anthony Perkins (senior statutory auditor)
For and on behalf of BDO LLP, statutory auditor

London
United Kingdom

9 January 2017

BDO LLP is a limited liability partnership registered in England and Wales (with registered number OC305127).

Consolidated Income Statement

for the year ended 30 September 2016

		2016	2015
	Note	£'000	*restated £'000
Revenue	3	23,721	22,258
Cost of sales	1a	(16,673)	(15,745)*
Gross profit		7,048	6,513
Distribution costs		(756)	(628)
Administrative expenses		(3,998)	(3,799)
Research and development expenses	1a	(539)	(535)*
Other income		17	11
Operating profit		1,772	1,562
Finance income	5	8	9
Share of profits from associates	13	356	298
Profit before tax	6	2,136	1,869
Income tax expense	7	(184)	(160)
Profit after income tax		1,952	1,709
Attributable to:			
Equity holders of the parent		1,635	1,333
Non-controlling interest		317	376
Profit for the year		1,952	1,709
Earnings per share attributed to equity holders of the parent:			
Basic	9	15.21p	12.60p
Diluted	9	14.95p	12.27p

Consolidated Statement of Comprehensive Income

for the year ended 30 September 2016

	2016	2015
	£'000	£'000
Profit for the year	1,952	1,709
Other comprehensive income - items which may be reclassified to profit or loss in subsequent periods:		
Exchange difference on retranslation of net assets of overseas operations	917	(90)
Total comprehensive income for the year	2,869	1,619
Attributable to:		
Equity holders of the parent	2,198	1,258
Non-controlling interest	671	361
	2,869	1,619

The notes on pages 41 to 67 form part of these financial statements.

Consolidated Statement of Financial Position

at 30 September 2016

	Note	2016 £'000	2015 £'000
Assets			
Property, plant and equipment	10	3,511	3,218
Intangible assets	11	627	623
Investments in associates	13	1,464	796
Deferred tax	16	158	83
Total non-current assets		5,760	4,720
Inventories	14	4,586	3,786
Trade and other receivables	15	6,702	4,992
Cash and cash equivalents	19	2,438	2,870
Total current assets		13,726	11,648
Total Assets		19,486	16,368
Liabilities			
Deferred tax	16	25	19
Total non-current liabilities		25	19
Trade and other payables	17	4,526	4,131
Corporation tax		161	125
Total current liabilities		4,687	4,256
Total Liabilities		4,712	4,275
Equity			
Share capital	18	1,091	1,063
Share premium reserve		950	891
Capital redemption reserve		56	56
Treasury shares		(27)	(27)
Translation reserve		511	(52)
Retained earnings		10,479	9,119
Total Equity attributable to the equity holders of the parent		13,060	11,050
Non-controlling Interest		1,714	1,043
Total Equity		14,774	12,093
Total Liabilities and Equity		19,486	16,368

The notes on pages 41 to 67 form part of these financial statements.

These financial statements were approved and authorised for issue by the Board on 9 January 2017 and signed on its behalf by:

KA Ritchie

Chairman

Company Statement of Financial Position

at 30 September 2016

Company No. 01604952

	Note	2016 £'000	At 30/09/2015 £'000	At 01/10/2014 £'000
Assets				
Property and motor vehicles	10	2,161	2,237	2,315
Investments in subsidiaries and associates	12,13	779	779	776
Total non-current assets		2,940	3,016	3,091
Trade and other receivables	15	3,690	3,600	3,637
Cash and cash equivalents	19	1,389	1,592	1,576
Total current assets		5,079	5,192	5,213
Total Assets		8,019	8,208	8,304
Liabilities				
Deferred tax	16	257	261	334
Total non-current assets		257	261	334
Trade and other payables	17	145	144	67
Total current liabilities		145	144	67
Total Liabilities		402	405	401
Equity				
Share capital	18	1,091	1,063	1,056
Share premium account		950	891	865
Capital redemption reserve		56	56	56
Treasury shares		(27)	(27)	(27)
Retained earnings		5,547	5,820	5,953
Total Equity		7,617	7,803	7,903
Total Liabilities and Equity		8,019	8,208	8,304

The notes on pages 41 to 67 form part of these financial statements.

These financial statements were approved and authorised for issue by the Board on 9 January 2017 and signed on its behalf by:

KA Ritchie

Chairman

Consolidated Statement of Changes in Equity

at 30 September 2016

	Share capital £'000	Share premium reserve £'000	Capital redemption reserve £'000	Translation reserve £'000	Treasury shares £'000	Retained earnings £'000	Total £'000	Non-controlling interest £'000	Total Equity £'000
At 1 October 2014	1,056	865	56	23	(27)	8,023	9,996	682	10,678
Translation differences on overseas operations	-	-	-	(75)	-	-	(75)	(15)	(90)
Profit for the period	-	-	-	-	-	1,333	1,333	376	1,709
Total Comprehensive Income for the period	-	-	-	(75)	-	1,333	1,258	361	1,619
Dividends paid	-	-	-	-	-	(289)	(289)	-	(289)
Share-based payment expense	-	-	-	-	-	52	52	-	52
Ordinary shares issued	7	26	-	-	-	-	33	-	33
At 30 September 2015	1,063	891	56	(52)	(27)	9,119	11,050	1,043	12,093
Translation differences on overseas operations	-	-	-	563	-	-	563	354	917
Profit for the period	-	-	-	-	-	1,635	1,635	317	1,952
Total Comprehensive Income for the period	-	-	-	563	-	1,635	2,198	671	2,869
Dividends paid	-	-	-	-	-	(324)	(324)	-	(324)
Share-based payment expense	-	-	-	-	-	49	49	-	49
Ordinary shares issued	28	59	-	-	-	-	87	-	87
At 30 September 2016	1,091	950	56	511	(27)	10,479	13,060	1,714	14,774

The notes on pages 41 to 67 form part of these financial statements.

The following describes the nature and purpose of each reserve within equity:

Reserve	Description and purpose
Share premium	Premium on shares issued in excess of nominal value
Capital redemption	Amounts transferred from share capital on redemption of issued shares
Treasury shares	Weighted average cost of own shares held in Treasury
Translation reserve	Cumulative gains/losses arising on retranslating the net assets of overseas operations into Sterling
Retained earnings	All other net gains and losses and transactions with owners (e.g. dividends) not recognised elsewhere

Company Statement of Changes in Equity

at 30 September 2016

	Share capital £'000	Share premium reserve £'000	Capital redemption reserve £'000	Treasury shares £'000	Retained earnings £'000	Total Equity £'000
At 1 October 2014	1,056	865	56	(27)	5,953	7,903
Profit for the year	-	-	-	-	104	104
Total Comprehensive Income for the year	-	-	-	-	104	104
Dividends paid	-	-	-	-	(289)	(289)
Share-based payment expense	-	-	-	-	52	52
Ordinary shares issued	7	26	-	-	-	33
At 30 September 2015	1,063	891	56	(27)	5,820	7,803
Profit for the year	-	-	-	-	2	2
Total Comprehensive Income for the year	-	-	-	-	2	2
Dividends paid	-	-	-	-	(324)	(324)
Share-based payment expense	-	-	-	-	49	49
Ordinary shares issued	28	59	-	-	-	87
At 30 September 2016	1,091	950	56	(27)	5,547	8,019

The notes on pages 41 to 67 form part of these financial statements.

The following describes the nature and purpose of each reserve within equity:

Reserve	Description and purpose
Share premium	Premium on shares issued in excess of nominal value
Capital redemption	Amounts transferred from share capital on redemption of issued shares
Treasury shares	Weighted average cost of own shares held in Treasury
Translation reserve	Cumulative gains/losses arising on retranslating the net assets of overseas operations into Sterling
Retained earnings	All other net gains and losses and transactions with owners (e.g. dividends) not recognised elsewhere

Consolidated Statement of Cash Flows

for the year ended 30 September 2016

	Group		Company	
	2016 £'000	2015 £'000	2016 £'000	2015 £'000
Cash generated from operating activities				
Profit / (loss) before tax	2,136	1,869	(2)	30
Depreciation of property, plant & equipment	400	403	76	79
Amortisation on intangible assets	156	163	-	-
Increase in inventories	(370)	(363)	-	-
Increase in receivables	(1,061)	(491)	(90)	(1)
(Decrease) / increase in payables and other current liabilities	(79)	454	1	115
Profit on sale of plant & equipment	(19)	(4)	-	-
Share based payment – equity settled	49	52	49	52
Interest received	(8)	(8)	(7)	(8)
Share of associate's profit	(356)	(298)	-	-
Cash generated from operations	848	1,777	27	267
Income taxes paid	(217)	(234)	-	-
Net cash generated from operating activities	631	1,543	27	267
Cash flows from investing activities				
Purchase of plant & equipment	(721)	(498)	-	-
Purchase of intangible assets	(163)	(128)	-	-
Proceeds from sale of plant & equipment	50	52	-	-
Interest received	8	8	7	8
Net cash (used) / generated in investing activities	(826)	(566)	7	8
Cash flows from financing activities				
Exercise of share options	87	33	87	33
Dividends paid to equity shareholders	(324)	(289)	(324)	(289)
Investment in subsidiary	-	-	-	(3)
Net cash used in financing activities	(237)	(256)	(237)	(259)
Net (decrease) / increase in cash & cash equivalents	(432)	721	(203)	16
Cash & cash equivalents at beginning of the year	2,870	2,149	1,592	1,576
Cash & cash equivalents at end of the year	2,438	2,870	1,389	1,592

The notes on pages 41 to 67 form part of these financial statements.

Notes to the Consolidated Financial Statements

at 30 September 2016

General information

The consolidated financial statements of the Group for the year ended 30 September 2016 incorporates Titon Holdings Plc (“the Company”) and its subsidiaries (together referred to as “the Group”).

Titon Holdings Plc shares are publicly traded on the Official List of the London Stock Exchange. The nature of the Group's operations and its principal activities are set out in the Strategic Report on page 5. The consolidated financial statements were authorised for release on 9 January 2017.

1 Summary of significant accounting policies

(a) Basis of preparation

The principal accounting policies adopted in the preparation of the consolidated financial statements are set out below. The policies have been consistently applied to all the years presented, unless otherwise stated. These financial statements have been prepared in accordance with International Financial Reporting Standards (IFRSs and IFRIC interpretations) as adopted by the European Union and issued by the International Accounting Standards Board (IASB) and with those parts of the Companies Act 2006 applicable to companies preparing their accounts under IFRS.

Titon Holdings Plc (“the Company”) has prepared its financial statements in accordance with IFRSs as adopted by the EU, having previously prepared its financial statements in accordance with UK Generally Accepted Accounting Practice. The date of transition to IFRS was 1 October 2014. The effect on the company's equity and total comprehensive income of applying IFRSs for the first time is summarised in note 25.

As permitted by section 408(3) of the Companies Act 2006 the Company has elected not to present its own profit and loss account for the year. Titon Holdings Plc reported a profit after tax for the financial year ended 30 September 2016 of £2,000 (2015: profit £92,000).

Prior period figures for Cost of Sales and Research and Development Expenses shown in the Consolidated Income Statement on page 35 have been restated to provide a comparable cost basis with the costs and expenses reported in the year to 30 September 2016. Cost of Sales for the year to 30 September 2015 have been restated at £15,745,000 (previously reported as £16,280,000) and Research and Development Expenses have been restated at £535,000. The Research and Development Expenses were included within the 2015 figure for Cost of Sales and were not reported separately for the year ended 30 September 2015.

This restatement has had no effect on the profits recorded for the year to 30 September 2015 or to the year to 30 September 2016.

During the period, the following new standards, amendments and interpretations to existing standards were published. None had an impact on the reported result of the Group.

i New IFRS standards applied by the Group

Standards, interpretations and amendments to existing standards published and effective in the current financial year relevant to the Group:

- Annual Improvements to IFRSs 2010-2012 Cycle. These amendments affect the following IFRSs - IFRS 2 Share-based Payment, IFRS 3 Business Combinations, IFRS 8 Operating Segments, IFRS 13 Fair Value Measurement, IAS 16 Property, Plant and Equipment, IAS 38 Intangible Assets, IAS 24 Related Party Disclosures and IAS 38 Intangible Assets.
- Annual Improvements to IFRSs 2011-2013 Cycle. These amendments affect the following IFRSs: IFRS 1 First-time Adoption of International Financial Reporting Standards, IFRS 3 Business Combinations, IFRS 13 Fair Value Measurement and IAS 40 Investment Property.

ii New IFRS standards not applied by the Group

Standards, interpretations and amendments to existing standards that have been published as mandatory for later accounting periods, but are not yet effective and have not been adopted early by the Group.

The Group has commenced its evaluation of the impact of IFRS 15, and currently expects the impact on the UK business may be limited, but is starting to work with its Korean operations to determine the effect on the timing of revenue recognition in both Titon Korea and the Group's associate, Browntech Sales Co. Ltd. With the exception of IFRSs 15 and 9, where the Group is still assessing the possible future effect of this Standard, the Group does not currently believe the adoption of these standards or interpretations would have a material impact on the consolidated results or financial position of the Group.

Notes to the Consolidated Financial Statements (continued)

at 30 September 2016

1 Summary of significant accounting policies (continued)	Effective date (periods beginning)
<ul style="list-style-type: none"> Accounting for Acquisitions of Interests in Joint Operations: Amendments to IFRS 11. The amendments require the acquirer of an interest in a joint operation in which the activity constitutes a business, as defined in IFRS 3 Business Combinations, to apply all of the principles on business combinations accounting in IFRS 3 and other IFRSs except for those principles that conflict with the guidance in IFRS 11. In addition, the acquirer shall disclose the information required by IFRS 3 and other IFRSs for business combinations. 	1 January 2016
<ul style="list-style-type: none"> Clarification of Acceptable Methods of Depreciation and Amortisation: Amendments to IAS 16 and IAS 38. The amendment to IAS 16 clarifies that the use of revenue-based methods to calculate the depreciation of an asset is not appropriate because revenue generated by an activity that includes the use of an asset generally reflects factors other than the consumption of the economic benefits embodied in the asset. 	1 January 2016
<ul style="list-style-type: none"> Agriculture: Bearer Plants: Amendments to IAS 16 and IAS 41. The amendments change the financial reporting for bearer plants, such as grape vines, rubber trees and oil palms. 	1 January 2016
<ul style="list-style-type: none"> Equity Method in Separate Financial Statements (Amendments to IAS 27). The amendments introduce an option for an entity to account for its investments in subsidiaries, joint ventures, and associates using the equity method in its separate financial statements. The accounting approach that is selected is required to be applied for each category of investment. 	1 January 2016
<ul style="list-style-type: none"> Annual Improvements to IFRSs (2012–2014 Cycle). These amendments affect the following IFRSs: IFRS 5 Non-current Assets Held for Sale and Discontinued Operations (Prospective application), IFRS 7 Financial Instruments: Disclosures (Retrospective application), IAS 19 Employee Benefits (Beginning of earliest period presented), IAS 34 Interim Financial Reporting (Retrospective application). 	1 January 2016
<ul style="list-style-type: none"> Disclosure Initiative: Amendments to IAS 1. The IASB has issued amendments to IAS 1 Presentation of Financial Statements as part of an initiative to improve presentation and disclosure in financial reports. 	1 January 2016
<ul style="list-style-type: none"> Investment Entities: Applying the Consolidation Exception (Amendments to IFRS 10, IFRS 12 and IAS 28). The narrow-scope amendments to IFRS 10 Consolidated Financial Statements, IFRS 12 Disclosure of Interests in Other Entities and IAS 28 Investments in Associates and Joint Ventures introduce clarifications to the requirements when accounting for investment entities. 	1 January 2017
<ul style="list-style-type: none"> Recognition of deferred tax assets for unrealised losses (Amendments to IAS 12). The amendments to IAS 12 are intended to clarify the requirements on recognition of deferred tax assets for unrealised losses on debt instrument financial assets measured at fair value. 	1 January 2017
<ul style="list-style-type: none"> Disclosure Initiative: Amendments to IAS 7. The amendments to IAS 7 are intended to improve information provided to users of financial statements about changes in financial liabilities, and financial assets if they meet the same definition, arising from an entity's financing activities. Entities will be required to disclose the cash flow and non-cash changes arising from these financing activities. 	
<ul style="list-style-type: none"> IFRS 15 Revenue from Contracts with Customers. IFRS 15 is intended to clarify the principles of revenue recognition and establish a single framework for revenue recognition. IFRS 15 supersedes: IAS 11 Construction Contracts, IAS 18 Revenue, IFRIC 13 Customer Loyalty Programmes, IFRIC 15 Agreements for the Construction of Real Estate, IFRIC 18 Transfers of Assets from Customers and SIC-31 Revenue-Barter Transactions Involving Advertising Services. 	1 January 2018
<p>The core principle is that an entity should recognise revenue to depict the transfer of promised goods or services to customers in an amount that reflects the consideration to which the entity expects to be entitled in exchange for those goods or services.</p>	
<ul style="list-style-type: none"> IFRS 9 Financial Instruments. This IFRS replaces IAS 39 Financial Instruments: Recognition and Measurement in its entirety and uses a single approach to determine whether a financial asset is measured at amortised cost or fair value. 	1 January 2018

(b) Basis of consolidation

Subsidiaries

The Group's consolidated financial statements incorporate the financial statements of the Company (Titon Holdings Plc) and the entities controlled by the Company (its subsidiaries) made up to 30 September 2016. Control exists when the Company is exposed to, or has rights to, variable returns from its involvement with the subsidiary and has the ability to affect those returns through its power over the subsidiary.

Intragroup balances, and any unrealised gains and losses or income and expenses arising from intragroup transactions, are eliminated in preparing the financial statements.

Non-controlling interests

A non-controlling interest is the equity in a subsidiary not attributable, directly or indirectly, to a parent. Non-controlling interests at the end of reporting period represent the non-controlling shareholders' portion of the fair values of the identifiable assets and liabilities of the subsidiary at the acquisition date and the non-controlling interests' portion of movements in equity since the date of the combination. Non-controlling interest is presented within equity, separately from the parent's shareholders' equity.

Losses within a subsidiary are attributed to the non-controlling interest even if that results in deficit balance.

Associates

Where the Group has the power to participate in (but not control) the financial and operating policy decisions of another entity, it is classified as an associate. Associates are initially recognised in the consolidated balance sheet at cost.

The Group's share of post-acquisition profits and losses is recognised in the consolidated income statement, except that losses in excess of the Group's investment in the associate are not recognised unless there is an obligation to make good those losses. Profits and losses arising on transactions between the Group and its associates are recognised only to the extent of unrelated investors' interests in the associate. The investors' share in the associate's profits and losses resulting from these transactions is eliminated against the carrying value of the associate. Any premium paid for an associate above the fair value of the Group's share of the identifiable assets, liabilities and contingent liabilities acquired is capitalised and included in the carrying amount of the associate. The carrying amount of the investment in associates is subject to impairment in the same way as goodwill arising on a business combination (see accounting policy (h)).

Business combinations

The consolidated financial statements incorporate the results of business using the purchase method. In the consolidated balance sheet, the Group's identifiable assets, liabilities and contingent liabilities are initially recognised at their fair values at the acquisition date. The Group's share of the results of acquired operations are included in the consolidated income statement from the date on which control is obtained.

(c) Foreign currency

Transactions entered into by group entities in a currency other than the currency of the primary economic environment in which they operate (their "functional currency") are recorded at the rates ruling when the transactions occur. Foreign currency monetary assets and liabilities are translated at the rates ruling at the balance sheet date. Exchange differences arising on the retranslation of unsettled monetary assets and liabilities are recognised immediately in the consolidated income statement.

On consolidation, the results of overseas operations are translated into Sterling, which is the functional and presentational currency of the Company, at rates approximating those ruling when the transactions took place. All assets and liabilities of overseas operations are translated at the rate ruling at the balance sheet date. Exchange differences arising on translating the opening net assets at opening rate and the results of overseas operations at actual rate are recognised directly in other comprehensive income.

Upon disposal of overseas subsidiaries, exchange differences arising from the translation of the financial statements of foreign operations are recycled and taken to the consolidated income statement as part of the profit or loss on disposal. The Company has elected, in accordance with IFRS 1, that in respect of all foreign operations, any differences that have arisen before 1 October 2004 have been set to zero. Any gain or loss on the subsequent disposal of those foreign operations would exclude translation differences that arose before the date of transition to IFRS and include only subsequent translation differences.

More than 93% of sales from the Group's UK business are invoiced in Sterling.

Notes to the Consolidated Financial Statements (continued)

at 30 September 2016

1 Summary of significant accounting policies (continued)

(d) Property, plant and equipment

Items of property, plant and equipment are stated at cost less accumulated depreciation.

The Group recognises in the carrying amount of an item of property, plant and equipment the cost of replacing part of such an item when that cost is incurred, if it is probable that the future economic benefits embodied within the item will flow to the Group and the cost of the item can be measured reliably. All other costs are recognised in the income statement as incurred.

Freehold land is not depreciated. Depreciation is provided on all other items of property, plant and equipment to write off the carrying value of items over their expected useful economic lives. It is applied at the following rates:

Freehold buildings	- 2% per annum straight line
Improvements to leasehold property	- 20% per annum straight line (or the lease term, if shorter)
Plant and equipment	- 10% to 33.3% per annum straight line
Motor vehicles	- 25% per annum straight line

The carrying values of tangible fixed assets are reviewed for impairment when events or changes in circumstances indicate the carrying value may not be recoverable (see accounting policy (h)).

(e) Intangible assets

Intangible assets other than goodwill that are acquired by the Group are stated at cost less accumulated amortisation and impairment losses (see accounting policy (h)). Amortisation is charged to Administrative Expenses within the Consolidated Income Statement.

i Goodwill

Goodwill represents the excess of the cost of an acquisition over the fair value of the Group's share of the net identifiable assets of the acquired subsidiary or associate at the date of acquisition and subject to annual impairment testing. Goodwill on acquisitions of subsidiaries is included in intangible assets. Goodwill associated with the acquisition of associates is included within the investment in associates.

Goodwill is not subject to amortisation, but is tested for impairment annually. On disposal of a subsidiary the attributable amount of goodwill is included in the determination of the profit or loss recognised in the income statement on disposal.

ii Internally generated intangible assets (development costs)

Capitalised development costs are amortised over the periods the Group expects to benefit from selling the products developed.

Expenditure on internally developed products is capitalised if all of the following can be demonstrated:

- it is technically feasible to complete the intangible asset so that it will be available for use or sale;
- there is an intention to complete the intangible asset and use or sell it;
- an ability to use or sell the intangible asset;
- how the intangible asset will generate probable future economic benefits;
- the availability of adequate technical, financial and other resources to complete the development; and
- the ability to measure reliably the expenditure attributable to the intangible asset during its development.

Development costs are amortised using the straight line method over their remaining estimated useful lives from the date that the products are available for sale to customers, which is normally between 3 and 5 years. The remaining useful lives of such development assets are assessed by the Directors annually.

Development expenditure not satisfying the above criteria and expenditure on the research phase of internal projects is recognised in the consolidated income statement as incurred.

iii Computer software

Costs incurred on the acquisition of computer software are capitalised if they meet the recognition criteria of IAS 38 as described above. Computer software costs recognised as assets are written off over their estimated useful lives, which is normally between 3 and 10 years.

iv Other intangible assets

Other intangible assets arising on business combinations, including patents, are recorded at fair value at the date of acquisition. Amortisation is charged to the income statement on a straight-line basis over the estimated useful lives, which is normally 5 years. The remaining useful lives of such assets are assessed by the Directors annually.

v Subsequent expenditure

Subsequent expenditure on capitalised intangible assets is capitalised only when it increases the future economic benefits embodied in the specific asset to which it relates. All other expenditure is expensed as incurred.

(f) Inventories

Inventories are stated at the lower of cost and net realisable value. Cost is calculated as follows:

Raw materials	-	cost of purchase on first in, first out basis.
Work in progress and finished goods	-	cost of raw materials and labour, together with attributable overheads based on the normal level of activity.

Net realisable value is based on estimated selling price less further costs to completion and disposal. A charge is made to the income statement for slow moving inventories. The charge is reviewed at each balance sheet date.

(g) Cash and cash equivalents

Cash and cash equivalents comprise cash balances, bank overdrafts and treasury deposits for cash flow purposes. The Group has no long term borrowings and any available cash surpluses are placed on deposit.

(h) Impairment

The carrying amount of the Group's assets, other than deferred tax assets, are reviewed at each balance sheet date to determine whether there is any indication of impairment. If any such indication exists, the asset's recoverable amount is estimated. Impairment losses are recognised in the income statement.

Reversals of impairment

Other than in respect of goodwill, an impairment loss is reversed if there has been a change in the estimates used to determine the recoverable amount. An impairment loss is reversed only to the extent that the asset's carrying amount does not exceed the carrying amount that would have been determined, net of depreciation or amortisation, if no impairment loss had been recognised.

(i) Employee benefits

Share-based payment transactions

The Company provides share option schemes for Directors and for other members of staff.

In accordance with IFRS 2 – Share-based Payments, the fair value of the employee services received in exchange for the grant of options is recognised as an expense to the income statement over the vesting period of the option and the corresponding credit recognised to the Retained Earnings within equity. The Black-Scholes option pricing model has been used for calculating the fair value of the Group's share options. The Directors believe that this model is the most suitable for calculating the fair value of the equity based share options. Details of the inputs to the option pricing model are shown in note 23 to the financial statements.

The fair value of the options is determined excluding the impact of any non-market vesting conditions. Non-market vesting conditions are included in assumptions about the number of options that are expected to vest. At each balance sheet date the Group revises its estimates of the number of option awards that are expected to vest. The impact of the revision of original estimates, if any, is recognised in the income statement, with a corresponding adjustment to equity. No adjustment is made for failure to achieve market vesting conditions providing all other vesting conditions are met.

Pension costs

The Group operates a defined contribution pension scheme. The assets of the scheme are held separately from those of the Group in independently administered funds. Contributions to the pension scheme are charged to the income statement in the year in which they become payable.

Notes to the Consolidated Financial Statements (continued)

at 30 September 2016

1 Summary of significant accounting policies (continued)

Accrued holiday pay

Provision is made at each balance sheet date for holidays accrued but not taken at the salary of the relevant employee at that date.

(j) Provisions

A provision is recognised in the balance sheet when the Group has a present legal or constructive obligation as a result of a past event, and it is probable that an outflow of economic benefits will be required to settle the obligation. They are discounted at a pre-tax rate reflecting current market assessments of the time value of money and risks specific to the liability.

(k) Revenue

Revenue is derived principally from the sale of goods and is measured at the fair value of consideration received or receivable, after deducting discounts, settlement discounts, rebates and warranty costs and value added tax. A sale is usually recognised when the significant risks and rewards of ownership have passed to the customer, which is upon the transport of the goods from the company's premises or depending on local contractual arrangements and practices, upon customer acceptance of goods.

(l) Finance income

Finance income comprises interest receivable on funds invested.

(m) Corporation and deferred taxes

Tax on the profit or loss for the periods presented comprises current and deferred tax.

Current tax

Current tax is the expected corporation tax payable on the taxable income for the year, using rates and laws enacted or substantively enacted at the balance sheet date, and any adjustment to tax payable in respect of previous years.

Deferred tax

Deferred tax is provided using the balance sheet liability method, using rates and laws enacted or substantively enacted at the balance sheet date, providing for temporary differences between the carrying amounts of assets and liabilities for financial reporting purposes and the amounts used for taxation purposes.

Temporary differences are not provided on goodwill that is not deductible for tax purposes or on the initial recognition of assets or liabilities that affect neither accounting nor taxable profit, to the extent that they will probably not reverse in the foreseeable future. The amount of deferred tax provided is based on the expected manner of realisation or settlement of the carrying amount of assets and liabilities, using tax rates enacted or substantively enacted at the balance sheet date.

A deferred tax asset is recognised only to the extent that it is probable that future taxable profits will be available against which the asset can be utilised. Deferred tax assets are reduced to the extent that it is no longer probable that the related tax benefit will be realised.

Deferred tax assets and liabilities are offset when the Group has a legally enforceable right to offset current tax assets and liabilities and the deferred tax assets and liabilities relate to taxes levied by the same tax authority on either:

- the same taxable group company; or
- different group entities which intend either to settle current tax assets and liabilities on a net basis, or to realise the assets and settle the liabilities simultaneously, in each future period in which significant amounts of deferred tax assets or liabilities are expected to be settled or recovered.

(n) Leased assets

Operating leases represent leasing agreements that do not give rights approximating to ownership. Annual rentals are charged to the income statement on a straight-line basis over the lease term. Lease incentives are recognised as an integral part of the total lease expense.

(o) Dividends

Dividends are recognised when they become legally payable. In the case of interim dividends to equity shareholders, this is when paid. In the case of final dividends, this is when approved by the shareholders at the AGM.

(p) Financial assets

The Group classifies its financial assets depending on the purpose for which the asset was acquired. The Group holds only one class of financial assets, namely loans and receivables which comprise trade and other receivables and cash and cash equivalents in the balance sheet.

These assets are non-derivative financial assets with fixed or determinable payments that are not quoted in an active market. They arise principally through the provision of goods and services to customers (trade receivables), but also incorporate other types of contractual monetary asset. They are initially recognised at fair value and subsequently carried at amortised cost.

Impairment provisions are recognised when there is objective evidence (such as significant financial difficulties on the part of the counterparty or default or significant delay in payment) that the Group will be unable to collect all of the amounts due under the terms receivable, the amount of such a provision being the difference between the net carrying amount and the present value of the future expected cash flows associated with the impaired receivable. For trade receivables, which are reported net, such provisions are recorded in a separate allowance account with the loss being recognised within distribution expenses in the income statement. On confirmation that the trade receivable will not be collectable, the gross carrying value of the asset is written off against the associated provision.

From time to time, the Group elects to renegotiate the terms of trade receivables due from customers with which it has previously had a good trading history. Such renegotiations will lead to changes in the timing of payments rather than changes to the amounts owed, and if the revised present value of cash flows is not significantly different from the carrying amount, no impairment is recorded.

Cash and cash equivalents includes cash in hand, deposits held at call with banks, other short term highly liquid investments with original maturities of twelve months or less, such as short term fixed deposits with banks, and bank overdrafts. Bank overdrafts are shown on the face of the balance sheet.

(q) Financial liabilities

The Group holds only one class of financial liabilities, namely trade payables. Trade payables and other short-term monetary liabilities are initially recognised at fair value and subsequently carried at amortised cost.

(r) Treasury shares

Consideration paid or received for the purchase or sale of treasury shares is recognised directly in Equity - see page 38. The cost of treasury shares held is presented as a separate item ("Treasury shares"). Any excess of the consideration received on the sale of treasury shares over the weighted average cost of the shares sold is reflected in share premium.

2 Critical accounting estimates and judgements

The Group makes estimates and assumptions regarding the future. Estimates and judgements are continually evaluated based on historical experience and other factors, including expectations of future events that are believed to be reasonable under the circumstances. In the future, actual experience may differ from these estimates and assumptions. The estimates and assumptions that have a significant risk of causing a material adjustment to the carrying amounts of assets and liabilities within the next financial year are discussed below.

Notes to the Consolidated Financial Statements (continued)

at 30 September 2016

Valuation of inventory

The Group reviews its inventory on a regular basis and, where appropriate, makes provision for slow moving and obsolete stock based on estimates of future sales activity. The estimate of the future sales activity will be based on both historical experience and expected outcomes based on knowledge of the markets in which the Group operates (see note 14 of the Consolidated Financial Statements).

Depreciation of property, plant and equipment

Depreciation is provided so as to write down the assets to their residual values over their estimated useful lives as set out in note 1 (d). The selection of these estimated lives requires the exercise of management judgement.

Useful lives of intangible assets

Intangible assets are amortised over their useful lives. Useful lives are based on the management's estimates of the period that the assets will generate revenue, which are periodically reviewed for continued appropriateness. Changes to estimates can result in significant variations in the carrying value and amounts charged to the consolidated income statement in specific periods (see notes 1 (e) and 11 of the Consolidated Financial Statements).

Impairment of assets

Investments, property, plant and equipment and intangible assets are reviewed for impairment if events or changes in circumstances indicate that the carrying amount may not be recoverable. When a review for impairment is conducted, the recoverable amount of an asset or a cash-generating unit is determined based on value in-use calculations prepared on the basis of management's assumptions and estimates (see notes 1 (h), 10 and 11 of the Consolidated Financial Statements).

Share-based payments

The charge for share-based payment is calculated in accordance with the assumptions described in note 23. The option valuation model used requires highly subjective assumptions to be made including the future volatility of the Company's share price, expected dividend yields, risk-free rate of return and expected staff turnover. The Directors draw upon a variety of external sources to aid in the determination of the appropriate data to use in such calculations.

3 Revenue and segmental information

In identifying its operating segments, management generally follows the Group's reporting lines, which represent the main geographic markets in which the Group operates. The segment reporting below is shown in a manner consistent with the internal reporting provided to the Board, which is the Chief Operating Decision Maker (CODM). These operating segments are monitored and strategic decisions are made on the basis of segment operating results. The Group operates three main business segments which are:

Segment	Activities undertaken include:
United Kingdom	Sales of passive and powered ventilation products to house builders, electrical contractors and window and door manufacturers. In addition to this, it is a leading supplier of window and door hardware.
South Korea	Sales of passive ventilation products to construction companies.
All other countries	Sales of passive and powered ventilation products to distributors, window manufacturers and construction companies.

Inter-segment revenue is transacted on an arm's length basis and charged at prevailing market prices for a specific product and market or cost plus where no direct comparative market price is available. Segment results include items directly attributable to a segment as well as those that can be allocated on a reasonable basis. Research and development entity-wide financial expenses are allocated to the business activities for which R&D is specifically performed. Sales Administration and Other Expenses are currently allocated to operating segments in the Group's reporting to the CODM. Other Expenses include mainly central and parent company overheads relating to group management, the finance function and regulatory requirements.

The measurement policies the Group uses for segment reporting under IFRS 8 are the same as those used in its financial statements.

The total assets for the segments represent the consolidated total assets attributable to these reporting segments. Parent company results and consolidation adjustments reconciling the segmental results and total assets to the consolidated financial statements, are included within the United Kingdom segment figures stated over page.

3 Revenue and segmental information (continued)

Operating segment

The Directors' primary review of performance is by geographical regions.

For the year ended 30 September 2016	United Kingdom £'000	South Korea £'000	North America £'000	All other countries £'000	Consolidated £'000
Segment revenue	12,901	7,110	1,715	1,995	23,721
Inter-segment revenue	750	-	-	-	750
Total Revenue	13,651	7,110	1,715	1,995	24,471
Segment profit	2,843	1,158	281	196	4,478
<i>Allocated expenses</i>					
Research and Development expenses	(327)	(23)	(21)	(168)	(539)
Sales Administration expenses	(559)	-	-	(62)	(621)
Other Expenses	(1,155)	-	-	(35)	(1,190)
Finance income	8	-	-	-	8
Profit before tax	810	1,135	260	(69)	2,136
Tax expense					(184)
Profit for the year					1,952
Depreciation and amortisation	508	47	1	-	556
Total assets	12,786	6,098	602	-	19,486
Total assets include: Investments in associates	1,464	-	-	-	1,464
Additions to non-current assets (other than financial instruments and deferred tax assets)	839	43	2	-	884

The South Korea Segment profit includes the Group's share of the profits from the Associate.

Sales to Browntech Sales Co. Ltd (the Group's associate undertaking in South Korea) of £7.110m represent 30.0% of Group Revenue (2015: £7.161m – 32.2%). There are no other concentrations of revenue above 10% during the year (see Note 24 - Related party transactions).

IFRS 8 requires entity wide disclosures to be made about the regions in which it earns its revenues and holds its non-current assets which are shown below.

For the year ended 30 September 2016	United Kingdom £'000	Europe £'000	North America £'000	Asia £'000	All other regions £'000	Total £'000
Revenues						
By entities' country of domicile	14,896	-	1,715	7,110	-	23,721
By country from which derived	12,848	1,934	1,715	7,155	69	23,721
Non-current assets						
By entities' country of domicile	4,369	-	1	1,078	-	5,448

Notes to the Consolidated Financial Statements (continued)

at 30 September 2016

3 Revenue and segmental information (continued)

Operating segment

For the year ended 30 September 2015	United Kingdom £'000	South Korea £'000	North America £'000	All other countries £'000	Consolidated £'000
Segment revenue	12,461	7,161	1,191	1,445	22,258
Inter-segment revenue	601	-	-	-	601
Total Revenue	13,062	7,161	1,191	1,445	22,859
Segment profit	2,606	1,264	105	181	4,156
<i>Allocated expenses</i>					
Research and Development expenses	(352)	(23)	-	(160)	(535)
Sales Administration expenses	(506)	-	-	(62)	(568)
Other Expenses	(1,160)	-	-	(33)	(1,193)
Finance income	9	-	-	-	9
Profit before tax	597	1,241	105	(74)	1,869
Tax expense					(160)
Profit for the year					1,709
Depreciation and amortisation	528	38	-	-	566
Total assets	11,352	4,600	416	-	16,368
Total assets include: Investments in associates	796	-	-	-	796
Additions to non-current assets (other than financial instruments and deferred tax assets)	527	99	-	-	626

The South Korea Segment profit includes the Group's share of the profits from the Associate.

IFRS 8 requires entity wide disclosures to be made about the regions in which it earns its revenues and holds its non-current assets which are shown below.

For the year ended 30 September 2015	United Kingdom £'000	Europe £'000	North America £'000	Asia £'000	All other regions £'000	Total £'000
Revenues						
By entities' country of domicile	13,906	-	1,191	7,161	-	22,258
By country from which derived	12,461	1,389	1,191	7,189	28	22,258
Non-current assets						
By entities' country of domicile	3,898	-	1	821	-	4,720

3 Revenue and segmental information (continued)

Operating segment

Within geographical segments the Directors also monitor the revenue performance of the Group within its two identified business streams. The Group's operations are separated between trickle ventilation and window and door hardware products and mechanical ventilation products. The following table provides an analysis of the Group's external revenue, irrespective of the geographical region of sale.

	2016 £'000	2015 £'000
Trickle ventilation and window and door hardware products	17,931	17,589
Mechanical ventilation products	5,790	4,669
Revenue	23,721	22,258

4 Directors and employees

	2016 £'000	2015 £'000
Staff costs, including Directors, were as follows:		
Wages and salaries	5,618	5,191
Employer's social security costs and similar taxes	582	478
Defined contribution pension cost	314	268
Share based payment expense – equity settled	49	52
	6,563	5,989
The average monthly number of employees during the year was as follows:	Number	Number
Manufacturing	159	148
Sales, marketing and administration	65	67
	224	215

Details of Directors' emoluments, pension contributions and interests in share options are given in the Directors' Remuneration Report set out on pages 20 to 23.

5 Finance income

Group	2016 £'000	2015 £'000
Bank interest receivable on short term deposits	8	8

Notes to the Consolidated Financial Statements (continued)

at 30 September 2016

6 Profit before tax

	2016 £'000	2015 £'000
This is arrived at after charging / (crediting):		
Depreciation of property, plant and equipment	400	403
Amortisation of intangible assets	156	163
Research and development expenditure written off	539	535
Operating lease rentals - land and buildings	120	107
Operating lease rentals - vehicles and plant & equipment	144	133
Foreign exchange gains	(189)	(35)
Share-based payment expense	49	52
Profit on disposal of fixed assets	(19)	(4)
Auditors' remuneration: - for the audit of these accounts	17	17
- for the audit of those accounts of the company's subsidiaries	45	43*
- for tax compliance services	-	4
- for the audit of the accounts of the Group's associate	7	6

*The figure for 2015 has been restated to include the audit of the Group's overseas subsidiaries

7 Tax (expense) / credit

	Note	2016 £'000	2015 £'000
Current income tax:			
Corporation tax expense		(256)	(208)
Adjustment in respect of prior years		3	11
		(253)	(197)
Deferred tax:			
Origination and reversal of temporary differences	16	69	37
Income tax expense		(184)	(160)
The charge for the year can be reconciled to the profit per the income statement as follows:			
Profit before tax		2,136	1,869
Effect of:			
Expected tax charge based on the standard rate of Corporation tax in the UK of 20.0% (2015: 20.5%)		(427)	(383)
Additional deduction for R&D expenditure		172	148
Effect of Associate's results reported net of tax		75	65
Expenses not deductible for tax purposes		33	2
Difference in overseas tax rates		(40)	(3)
Adjustments in respect of prior periods		3	11
Income tax expense		(184)	(160)

The tax rate in the United Kingdom, being the primary economic environment in which the Group conducts its business, reduced from 21% to 20% on 1 April 2015.

8 Dividends

	2016 £'000	2015 £'000
Final 2015 dividend of 1.75 pence (2014: 1.5 pence) per ordinary share proposed and paid during the year relating to the previous year's results	188	157
Interim dividend of 1.25 pence (2015: 1.25 pence) per ordinary share paid during the year	136	132
	324	289

The Directors are proposing a final dividend of 2.25 pence (2015: 1.75 pence) per share. This will result in a final dividend totalling £245,447 (2015: £185,948), subject to approval by the shareholders at the Annual General Meeting. This dividend has not been accrued at the balance sheet date.

9 Earnings per ordinary share

The calculation of the basic and diluted earnings per share is based on the following data:

	2016 £'000	2015 £'000
Numerator		
Earnings for the purposes of basic earnings per share being earnings after tax attributable to members of Titon Holdings Plc	1,635	1,333
Denominator	Number	Number
Weighted average number of ordinary shares for the purposes of basic earnings per share	10,752,964	10,575,600
Effect of dilutive potential ordinary shares : Share Options	184,129	288,288
Weighted average number of ordinary shares for the purposes of diluted earnings per share	10,937,093	10,863,888
Earnings per share (pence)		
Basic	15.21p	12.60p
Diluted	14.95p	12.27p

The total number of options in issue is also disclosed in note 23.

Notes to the Consolidated Financial Statements (continued)

at 30 September 2016

10 Property, plant and equipment

Group	Freehold land and buildings	Improvements to leasehold property	Plant and equipment	Motor vehicles	Total
Cost	£'000	£'000	£'000	£'000	£'000
At 1 October 2014	3,453	53	7,044	330	10,880
Additions	2	-	419	77	498
Disposals	-	-	(94)	(97)	(191)
At 1 October 2015	3,455	53	7,369	310	11,187
Additions	-	1	561	159	721
Disposals	-	(53)	(608)	(134)	(795)
At 30 September 2016	3,455	1	7,322	335	11,113
Depreciation					
At 1 October 2014	1,169	53	6,265	224	7,711
Charge for the year	65	-	284	54	403
Disposals	-	-	(68)	(77)	(145)
At 1 October 2015	1,234	53	6,481	201	7,969
Charge for the year	64	-	275	61	400
Disposals	-	(53)	(607)	(107)	(767)
At 30 September 2016	1,298	-	6,149	155	7,602
Net book value at 30 September 2016	2,157	1	1,173	180	3,511
At 30 September 2015	2,221	-	888	109	3,218
At 1 October 2014	2,284	-	779	106	3,169

The Directors are not aware of any events or changes in circumstances during the year which would have a significant impact on the carrying value of the Group's property, plant and equipment at the balance sheet date.

At 30 September 2016, the Group had entered into contractual commitments for the acquisition of plant and equipment amounting to £187,000 (2015: £178,000).

10 Property, plant and equipment (continued)

Company	Freehold land and buildings	Motor vehicles	Total
Cost	£'000	£'000	£'000
At 1 October 2014	3,454	59	3,513
Additions	1	-	1
Disposals	-	-	-
At 1 October 2015	3,455	59	3,514
Additions	-	-	-
Disposals	-	-	-
At 30 September 2016	3,455	59	3,514
Depreciation			
At 1 October 2014	1,170	28	1,198
Additions	64	15	79
Disposals	-	-	-
At 1 October 2015	1,234	43	1,277
Charge for Year	64	12	76
Disposals	-	-	-
At 30 September 2016	1,298	55	1,353
Net book value at 30 September 2016	2,157	4	2,161
At 30 September 2015	2,221	16	2,237
At 1 October 2014	2,284	31	2,315

Notes to the Consolidated Financial Statements (continued)

at 30 September 2016

11 Intangible assets

Group	Computer software	Development costs (internally generated)	Goodwill	Patents	Total
Cost	£'000	£'000	£'000	£'000	£'000
At 1 October 2014	729	468	78	247	1,522
Additions	44	84	-	-	128
Disposals	(88)	(2)	-	-	(90)
At 1 October 2015	685	550	78	247	1,560
Additions	29	134	-	-	163
Disposals	(16)	(48)	-	-	(64)
At 30 September 2016	698	636	78	247	1,659
Amortisation					
At 1 October 2014	300	321	-	240	861
Charge for the year	75	83	-	6	164
Disposals	(88)	-	-	-	(88)
At 1 October 2015	287	404	-	246	937
Charge for the year	81	75	-	-	156
Disposals	(16)	(45)	-	-	(61)
At 30 September 2016	352	434	-	246	1032
Net book value at 30 September 2016	346	202	78	1	627
At 30 September 2015	398	146	78	1	623
At 1 October 2014	429	147	78	7	661

All assets have an average useful economic life of 4.3 years (2015: 4.8 years) except for Goodwill which has an indefinite useful economic life. Included within Computer Software is the Group's Enterprise Resource Planning software system which has a carrying value of £294,000 at 30 September 2016 (2015: £346,000) and a remaining amortisation period of 6 years (2015: 7 years).

The Directors are not aware of any events or changes in circumstances during the year which would have a significant impact on the carrying value of the Group's intangible assets at the balance sheet date.

Company

The Company has no intangible assets (2015: £nil)

12 Investments in subsidiaries

Investments comprise direct shareholdings of the ordinary share capital in the following subsidiaries, all of which are included in the Consolidated Financial Statements. A list of the investments in subsidiaries, including the name, country of incorporation and proportion of ownership is as follows:

Name of subsidiary	Principal activity	Country of incorporation	Proportion of voting rights held at 30 September 2015 and 2016
Titon Hardware Ltd	Design, manufacture and marketing of window fittings and ventilators	England	100%
Titon Inc.	Distribution of Group products	USA	100%
Titon Korea Co. Ltd	Manufacture of window ventilators	South Korea	51%
Titon HK Holdings Ltd	Dormant company	Hong Kong, China	100%
Titon Automation Ltd	Dormant company	England	100%
Titon Components Ltd	Dormant company	England	100%
Titon Developments Ltd	Dormant company	England	100%
Titon Investments Ltd	Dormant company	England	100%

For the subsidiaries listed above, the country of operation is the same as the country of incorporation.

Investment	2016 £'000	2015 £'000
At 1 October	554	551
Investment in Titon HK Holdings Ltd	-	3
At 30 September	554	554

13 Investments in associates

The following entity meets the definition of an associate, the Group considers it has power to exercise significant influence, and has been equity accounted in these consolidated financial statements:

Name of associate	Principal activity	Country of incorporation	Proportion of voting rights held at 30 September 2015 and 2016
Browntech Sales Co. Ltd	Sales of window ventilators	South Korea	49%

The remaining 51% shareholding of Browntech Sales Co. Ltd ("BTS") is held by South Korean investors who, through their voting shares, have operational control of the company.

Notes to the Consolidated Financial Statements (continued)

at 30 September 2016

13 Investments in associates (continued)

Investment	2016 £'000	2015 £'000
At 30 September	225	225

The aggregated amounts relating to BTS are as follows:

As at 30 September	2016 £'000	2015 £'000
Current assets	7,260	3,605
Non-current assets	107	133
Current liabilities	4,782	2,383
Non-current liabilities	-	-
For the year ended 30 September	2016 £'000	2015 £'000
Revenue	10,985	10,412
Profit after tax	766	645

BTS did not record any other comprehensive income for the years ended 30 September 2016 or 30 September 2015 in its own accounts, although the Consolidated Statement of Comprehensive Income includes £312,000 of other comprehensive income for 2016 (2015: £nil). BTS has been included based on audited financial statements drawn up for the year to 30 September 2016. Transactions between it and the Group are set out in note 24.

The Group's investment in BTS at 30 September 2016 includes £197,000 (2015: £197,000) of goodwill.

14 Inventories

Group	2016 £'000	2015 £'000
Raw materials and consumables	1,472	1,152
Work in progress	518	109
Finished goods and goods for resale	2,597	2,525
	4,586	3,786

No inventories (2015: £nil) are carried at fair value less costs to sell.

The carrying value of inventory represents cost less appropriate provisions. During the year there was a net debit of £61,000 (2015: net debit of £215,000) to the Consolidated Income in relation to the inventory provisions. The movements in the inventory provisions are included within cost of sales in the Consolidated Income Statement.

The value of inventory that has been recognised in cost of sales over the year was £16,147,000 (2015: £15,263,000).

Company

The Company had no inventories at 30 September 2016 (2015: £nil).

15 Trade and other receivables

	Group		Company	
	2016 £'000	2015 £'000	2016 £'000	2015 £'000
Trade receivables	3,499	2,530	-	-
Related parties receivables (See Note 24)	2,575	1,976	3,679	3,589
Other receivables	296	236	11	11
Prepayments and accrued income	332	250	-	-
Total trade and other receivables	6,702	4,992	3,690	3,600

Other than the amounts due from related parties there were no significant concentrations of credit risk at either 30 September 2016 or 30 September 2015.

The average credit period taken on sale of goods by the Group's trade debtors is 65 days (2015: 65 days).

The carrying amount of a financial asset is reduced by the impairment loss directly for all financial assets with the exception of trade receivables, where the carrying amount is reduced through the use of a provision account. When a trade receivable is considered uncollectible, based on its age and likely recoverability, it is written off against the provision account. Subsequent recoveries of amounts previously written off are credited against the provision account. Changes in the carrying amount of the provision account are recognised in the income statement.

Movement on the provision for impairment of trade receivables are as follows:

	2016 £'000	2015 £'000
At the beginning of the year	75	53
Provision for receivables impairment	87	73
Receivables written off during the year as uncollectible	(45)	(3)
Unused amounts reversed	(4)	(48)
At the end of the year	114	75

As at 30 September 2016 trade receivables of £1,132,000 (2015: £1,198,000) were past due but not impaired. These relate to a number of independent customers for whom there is no recent history of default. The ageing analysis of these receivables is as follows:

	2016 £'000	2015 £'000
Up to 3 months	1,130	1,176
3 up to 6 months	2	22
	1,132	1,198

As at 30 September 2016 trade receivables of £114,000 (2015: £75,000) were past due and impaired. These relate to a number of customers. The ageing analysis of these receivables is as follows:

	2016 £'000	2015 £'000
Up to 3 months	110	72
3 up to 6 months	4	3
	114	75

Notes to the Consolidated Financial Statements (continued)

at 30 September 2016

16 Deferred tax

Group

Deferred tax is calculated in full on temporary differences under the liability method using a tax rate of 20% (2015: 20%). The movement on the deferred tax account is as shown below:

	Total deferred tax at 1 October 2015	Effect of rate change on opening balances	Credited / (expensed) to Income Statement	Total deferred tax at 30 September 2016	Asset 2016 UK	Liability 2016 Non-UK
	£'000	£'000	£'000	£'000	£'000	£'000
UK Accelerated capital allowances	(257)	-	27	(230)	(230)	-
UK other temporary and deductible differences	39	-	12	51	51	-
Non-UK other temporary and deductible differences	(19)	-	(6)	(25)	-	(25)
UK available losses	301	-	36	337	337	-
Total deferred tax	64	-	69	133	158	(25)

	Total deferred tax at 1 October 2014	Effect of rate change on opening balances	Credited / (expensed) to Income Statement	Total deferred tax at 30 September 2015	Asset 2015 UK	Liability 2015 Non-UK
	£'000	£'000	£'000	£'000	£'000	£'000
UK Accelerated capital allowances	(271)	-	14	(257)	(257)	-
UK other temporary and deductible differences	81	-	(42)	39	39	-
Non-UK other temporary and deductible differences	46	-	(65)	(19)	-	(19)
UK available losses	171	-	130	301	301	-
Total deferred tax	27	-	37	64	83	19

There are no unrecognised deferred tax assets at 30 September 2015 or 30 September 2016.

16 Deferred tax

Company

Deferred tax is calculated in full on timing differences under the liability method using a tax rate of 20% (2015: 20%). The movement on the deferred tax account is as shown below:

	Total deferred tax at 1 October 2014	Total deferred tax at 1 October 2015	Credited / (expensed) to Income Statement	Total deferred tax at 30 September 2016 £'000	Liability 2016 UK £'000
UK Accelerated capital allowances	-	(310)	10	(300)	(300)
UK other temporary and deductible differences	-	49	(19)	30	30
UK available losses	-	-	13	13	13
Total deferred tax	-	(261)	4	(257)	(257)

17 Trade and other payables - current

	Group		Company	
	2016 £'000	2015 £'000	2016 £'000	2015 £'000
Trade payables	2,718	2,221	-	-
Other payables	441	427	-	-
Other tax and social security taxes	508	534	-	-
Accruals	859	949	145	144
	4,526	4,131	145	144

Group trade creditors and accruals principally comprise amounts outstanding for trade purchases and ongoing costs. Year-end Group trade creditors represent 52 days (2015: 46 days) average purchases. The contractual maturities of these liabilities are from 30 days up to approximately 100 days.

The Directors consider that the carrying amount of trade payables is approximate to their fair value.

18 Share capital

Authorised	2016 £'000	2015 £'000
13,600,000 ordinary shares of 10p each	1,360	1,360

The Company's issued and fully paid ordinary shares of 10p during the year is:

	2016 Number	2016 £'000	2015 Number	2015 £'000
At the beginning of the year	10,625,600	1,063	10,555,650	1,056
Share options exercised during the year	283,150	28	69,950	7
At the end of the year	10,908,750	1,091	10,625,600	1,063

Notes to the Consolidated Financial Statements (continued)

at 30 September 2016

18 Share capital (continued)

Treasury shares held by the Group	2016 Number	2016 £'000	2015 Number	2015 £'000
At the beginning of the year	50,000	27	50,000	27
Treasury shares purchased	-	-	-	-
At the beginning and end of the year	50,000	27	50,000	27

Treasury shares held by the Group were acquired in July 2014. The Group has no current plans to dispose of these.

Share options

Options have been granted over the following number of ordinary shares which were outstanding:

Date granted	Exercise price	Number of shares	Exercisable between
09.06.11	48.0p	105,000	09.06.14 and 09.06.21
03.01.13	24.5p	25,000	03.01.16 and 03.01.23
15.01.14	58.0p	320,000	15.01.17 and 15.01.24
05.01.15	67.0p	25,000	05.01.18 and 05.01.25
At 30 September 2016		475,000	
At 30 September 2015		785,300	

No share options were exercised between 30 September 2016 and 9 January 2017.

19 Cash and cash equivalents

Financial assets

The Group has floating rate financial assets which comprise treasury deposits, cash to finance its operations together with the retained profits generated by operating companies (refer to the 'Financial Assets' note on page 47 for further details).

The Group has no long term borrowings and any available cash surpluses are placed on deposit. The Group uses cash on deposit to manage short term liquidity risks which may arise.

The Group's floating rate financial assets (see below) at 30 September were:

Currency	Group		Company	
	2016 £'000	2015 £'000	2016 £'000	2015 £'000
Sterling	1,786	2,177	1,389	1,592
US Dollar	346	476	-	-
Euro	237	102	-	-
South Korean Won	69	113	-	-
Hong Kong Dollar	-	2	-	-
	2,438	2,870	1,389	1,592

The Sterling financial assets comprises cash held on current account as well as short term deposits with banks and had a weighted average interest rate of 0.9% (2015: 0.3%). The remainder comprise bank current accounts.

Financial liabilities

The Group had no floating rate financial liabilities at 30 September 2016 (2015: £nil). Any liability is offset against bank deposits for the purposes of interest payment calculation. The Board considers the fair value of the Group's financial assets and liabilities to be the same as their book value.

20 Financial instruments – risk management

The group is exposed through its operations to credit risk, foreign exchange risk and liquidity risk.

In common with other businesses, the Group is exposed to risks that arise from its use of financial instruments. This note, read in conjunction with the 'Capital Management' section of the Directors' Report on page 16, and the Report on Risk Management on pages 9 to 13 describe the Group's objectives, policies and processes for managing those risks. Further quantitative information in respect of these risks is presented throughout these financial statements.

There have been no substantive changes in the Group's exposure to financial instrument risks, its objectives, policies and processes for managing those risks from previous periods unless otherwise stated in this note.

General objectives, policies and processes

The Board has overall responsibility for the determination of the Group's risk management objectives and policies and, whilst retaining ultimate responsibility for them, it has delegated the authority for designing and operating processes that ensure the effective implementation of the objectives and policies to the Group's finance function. The Audit Committee reviews and reports to the Board on the effectiveness of policies and processes put in place. The overall objective of the Board is to set policies that seek to reduce risk as far as possible without unduly affecting the Group's competitiveness and flexibility. Further details regarding these policies are set out on pages 28 and 29.

Principal financial instruments

The principal financial instruments used by the Group, from which financial instrument risks arise are trade receivables, cash at bank, bank overdrafts, trade and other payables and loans to related parties (see Notes 15, 17 and 19).

Credit risk

Credit risk is the risk of financial loss to the Group if a customer, associate company or counterparty to a financial instrument fails to meet its contractual obligations. The Group is mainly exposed to credit risk from credit sales. It is Group policy, implemented locally, to assess the credit risk of new customers before entering contracts along with local business practices.

The Group's finance function has established a credit policy under which each new customer is analysed individually for credit-worthiness before the Group's standard payment and delivery terms and conditions are offered. The Group's review includes external ratings, when available, and trade references. Purchase limits are established for each customer, which represents the maximum open amount without requiring senior management's approval. These limits are reviewed on an on-going basis. Customers that fail to meet the Group's benchmark credit-worthiness may transact with the Group on a prepayment basis.

Credit risk also arises from cash and cash equivalents and deposits with banks. The Group has cash and cash equivalents with banks with a minimum "A" rating.

Quantitative disclosures of the credit risk exposure in relation to Trade and other receivables, which are neither past due nor impaired, are disclosed in note 15.

Liquidity risk

Liquidity risk arises from the Group's management of working capital in that the Group may encounter difficulty in meeting its financial obligations as they fall due. The Group's policy is to ensure that it will always have sufficient cash to allow it to meet its liabilities when they become due (see Note 17). To achieve this aim, it seeks to maintain cash balances to meet expected requirements for a period of 90 days or longer. The Board receives cash flow projections as well as information regarding cash balances. At the balance sheet date, these projections indicated that the Group expected to have sufficient liquid resources to meet its obligations under all reasonably expected circumstances.

The liquidity risk of each Group entity is managed locally. Each operation has a facility with the Group, the amount of the facility being based on budgets. The budgets are set locally and agreed by the Board in advance, enabling the Group's cash requirements to be anticipated. Where facilities of Group entities need to be increased, approval must be sought from the Board.

Notes to the Consolidated Financial Statements (continued)

at 30 September 2016

20 Financial instruments – risk management (continued)

Foreign exchange risk

Foreign exchange risk arises because the Group has operations located in various parts of the world whose functional currency is not the same as the functional currency in which the Group companies are operating. Although its global market penetration reduces the Group's operational risk in that it has diversified into several markets, the Group's net assets arising from such overseas operations are exposed to currency risk resulting in gains or losses on retranslation into Sterling. Only in exceptional circumstances would the Group consider hedging its net investments in overseas operations as generally it does not consider that the reduction in foreign currency exposure warrants the cash flow risk created from such hedging techniques.

Foreign exchange risk also arises when individual Group entities enter into transactions denominated in a currency other than their functional currency.

The Group's policy is, where possible, to allow Group entities to settle liabilities denominated in their functional currency (primarily Sterling, US Dollar or South Korean Won) with the cash generated from their own operations in that currency. Where Group entities have liabilities denominated in a currency other than their functional currency (and have insufficient reserves of that currency to settle them) cash already denominated in that currency will, where possible, be transferred from elsewhere within the Group.

The Group has two overseas subsidiaries in the USA and South Korea. Their revenues and expenses, other than those incurred with the UK business, are primarily denominated in their functional currency. The Board does not believe that there are any significant risks arising from the movements in exchange rates with these companies due to the insignificance to the Group of Titon Inc.'s net assets and the long term nature of the Group's investment in Titon Korea.

The UK businesses make purchases from approximately twenty overseas suppliers who invoice in the local currency of that supplier. This, in addition to the Euro and US Dollar cash balances held in the UK and the 7% of sales from the UK businesses not invoiced in Sterling, gives rise to foreign currency exposure which is detailed in the table below.

As of 30 September 2016 the Group's net exposure to foreign exchange risk was as follows:

Net foreign currency financial assets / (liabilities)	2016 £'000	2015 £'000
Euro	(111)	(120)
US Dollar	90	459
Total net exposure	(21)	339

The effect of a 10% weakening of the Euro and the US Dollar against Sterling at the reporting date of 30 September 2016 on these denominated trade and other receivables and trade and other payables carried at that date would, had all other variables held constant, have resulted in a increase in post-tax profit for the year and increase of net assets of £2,000 (2015: decrease of £31,000). A 10% strengthening in the exchange rate would, on the same basis, have decreased post-tax profit and decreased net assets by £2,000 (2015: increase of £34,000).

21 Leases

Operating leases

The Group leases its headquarters offices in Colchester Business Park, Colchester, Essex on a tenant repairing lease basis. The Group has the option to terminate the lease in August 2021 or to continue in occupation until August 2026. The Group has tenancy of three factory unit leases in South Korea which end in February 2018. The Group also leases cars as lessee under non-cancellable operating leases with various terms, escalation clauses and renewal rights.

At the year end the Group had total commitments under non-cancellable operating leases, principally in respect of properties, as set out below:

	2016 £'000	2015 £'000
Operating lease rentals payable within:		
Not later than one year	23	71
Later than one year and not later than five years	649	330
	672	401

22 Pensions

The Group operates a defined contribution pension scheme. The assets of the scheme are held separately from those of the Group in independently administered funds. The pension cost charge represents contributions payable by the Group to these funds during the year (see note 4). The unpaid contributions outstanding at the year end, included in accruals (note 17) are £27,000 (2015: £18,000).

23 Share-based payments

Equity settled share option schemes

The Group provides share option schemes for Directors and for other members of staff.

There are presently two equity settled share option schemes; one HMRC approved and the other unapproved in which employees may be invited to participate. Both of these schemes were introduced in March 2010. The exercise of options granted under these schemes is dependent upon the growth in the earnings per share of the Group, over any three consecutive financial years following the date of grant, exceeding the growth in the retail price index over the same period by at least 9 per cent.

The vesting period of all share option schemes is three years. If the options remain unexercised after a period of ten years from the date of grant, or on an employee leaving the group, the options expire.

Details of the share options outstanding during the year are as follows:

	2016	2016	2015	2015
	Number of share options	Weighted average exercise price (pence)	Number of share options	Weighted average exercise price (pence)
Outstanding at beginning of year	785,300	46.7p	859,700	48.0p
Granted during the year	-	-	25,000	67.0p
Exercised during the year	(283,150)	30.6p	(69,950)	48.0p
Lapsed during the year	(27,150)	78.7p	(29,450)	99.3p
Outstanding at the end of the year	475,000	54.5p	785,300	46.7p

During the year 440,300 share options, included in the table above, met the conditions of exercise (2015: 239,950).

At the end of the financial year 120,000 share options met the conditions of exercise and have a weighted average exercise price of 43.1p (2015: 170,000 at 48.0p). The options outstanding at 30 September 2016 had a weighted average price of 54.5p (2015: 46.7p) and a weighted average remaining contractual life of 7.4 years (2015: 7.2 years).

The charge to the income statement for options granted was £49,000 (2015: £52,000) of which £22,000 was the charge made in respect of key management personnel (2015: £27,000).

The Black-Scholes option pricing model has been used for calculating the fair value of the Group's share options. The calculated fair values of the share option awards are adjusted to reflect actual and expected vesting levels.

In the year to 30 September 2016 no share options were granted (2015: 25,000). The inputs used to calculate the fair value of share options granted were as follows:

	2016	2015
Number of share options granted during the year	Nil	25,000
Exercise price (pence)	-	67.0p
Share price volatility (c)	-	102%
Dividend yields (d)	-	5.0%
Risk free rate of return (e)	-	1.28%
Expected vesting level (f)	-	95%

Notes to the Consolidated Financial Statements (continued)

at 30 September 2016

23 Share-based payments (continued)

Assumptions used in the option pricing model

- a) The expected life (the period between the date of grant and exercise) of a share option is 6 years.
- b) Each issue of share option awards is assessed at the date of grant to calculate the total fair value. The fair value of share options is charged to the income statement over the 3 year vesting period.
- c) Share price volatility is calculated by looking back six years from the date of grant for each share option, as it is expected that the historic volatility in the share price is the best measure of likely movement in the share price in the future and therefore during the life of the share option from the date of grant until the date of exercise. Volatility has been calculated using the historic weekly movement, rather than daily movement, in the Company's share price as this is, in the opinion of the Directors, the most reasonable measure of the share price.
- d) Dividend yields are expected to be similar to those in recent years.
- e) A risk free rate of return has been used based on the Bank of England zero coupon rates.
- f) The expected vesting level is based on the likelihood of exercise given the prevailing share price against the option exercise price.

24 Related party transactions

Transactions between the Company and its subsidiaries, which are related parties, have been eliminated on consolidation and are not disclosed in this note.

During the year the Company recharged management service fees to other wholly-owned Group members totalling £331,000 (2015: £326,000).

There have been no transactions with Browntech Sales Co. Ltd during the year other than any cash flows arising from the existing Equity and financing arrangements.

Key management who hold the authority and responsibility for planning, directing and controlling activities of the Group are comprised solely of the Directors. Aside from compensation arrangements, there were no transactions, agreements or other arrangements, direct or indirect, during the year in which the Directors had any interest. Their remuneration is disclosed in the Remuneration Report on page 22 of this document.

Remuneration paid to key management personnel during the year was as follows:	2016 £'000	2015 £'000
Short term benefits	674	734
Post-employment benefits	37	34
Termination benefits	-	14
Share based payments	22	20
	733	802

The Non-executive Directors received fees for their services to the Titon Holdings Plc Board as disclosed in the Directors' Remuneration Report.

Transactions for the year between the subsidiary companies and the associate company, which is a related party, were as follows:

	Sales of goods		Amount owed by related party	
	2016 £'000	2015 £'000	2016 £'000	2015 £'000
Browntech Sales Co. Ltd	7,110	7,161	2,575	1,976

Trading debts between subsidiaries and Browntech Sales Co. Ltd are created only when the ultimate customer has accepted the successful inclusion of our products into buildings.

25 Parent Company transition to IFRS

The following table summarises the effect on the company's equity and total comprehensive income of applying IFRSs as adopted by the EU for the first time:

	Equity as at 1 October 2014	Profit and total comprehensive income for the year ended 30 September 2015	Other changes in equity	Equity as at 30 September 2015
	£000	£000	£000	£000
As previously stated under UK GAAP	8,237	92	(204)	8,125
Transitional adjustments:				
Deferred tax on property *	(334)	12	-	(322)
As stated in accordance with IFRSs as adopted by the EU	7,903	104	(204)	7,803

* Under applicable UK accounting standards, the company did not provide for any deferred tax on its freehold land and buildings, as FRS19 did not require any provision for deferred tax except in relation to timing differences. In accordance with IAS12 Income Taxes the company is required to recognise and measure a deferred tax liability according to the difference between the tax base and accounting carrying value of the asset.

Five Year Summary

Summarised consolidated results

	2016 £'000	2015 £'000	2014 £'000	2013 £'000	2012 £'000
Results					
Revenue	23,721	22,258	19,256	15,740	14,548
Gross profit	7,048	5,978	5,330	3,681	2,880
Operating profit / (loss)	1,772	1,562	1,140	230	(971)
Finance income	8	9	5	13	26
Share of profit / (losses) from associate	356	298	188	262	(39)
Profit / (loss) before tax	2,136	1,869	1,333	505	(984)
Income tax (expense) / credit	(184)	(160)	(56)	(29)	247
Profit / (loss) after tax	1,952	1,709	1,277	476	(737)
Dividends	324	289	211	158	211
Basic earnings / (loss) per share	15.21p	12.60p	8.52p	2.87p	(6.83p)
Assets Employed					
Property, plant & equipment	3,511	3,218	3,169	3,298	3,484
Net cash and cash equivalents	2,438	2,870	2,149	2,116	1,813
Net current assets	9,039	7,392	6,323	5,304	5,101
Financed by					
Shareholders' funds : all equity	13,060	11,050	9,996	9,213	9,066

The five year summary does not form part of the audited financial statements.

Notice of Annual General Meeting

THIS INFORMATION IS IMPORTANT AND REQUIRES YOUR IMMEDIATE ATTENTION.

If you are in any doubt as to what action to take, you should consult your stockbroker, solicitor, accountant or other appropriate independent professional adviser authorised under the Financial Services and Markets Act 2000. If you have sold or otherwise transferred all of your shares in Titon Holdings Plc, please forward this document and the accompanying documents to the person through whom the sale or transfer was effected, for transmission to the purchaser or transferee.

Notice is hereby given that the Annual General Meeting of Titon Holdings Plc ("the Company") will be held at the Company's Head Office at 894 The Crescent, Colchester Business Park, Colchester, CO4 9YQ on 15 February 2017 at 11.00 a.m. for the following purposes:

To consider and, if thought fit, to pass the following resolutions, of which Resolutions 1 to 8 and 10 will be proposed as Ordinary Resolutions and of which Resolutions 9 and 11 will be proposed as Special Resolutions.

Explanatory notes in respect of the resolutions are set out on pages 18 to 19 of the Directors' Report which accompanies this Notice.

1. To receive and adopt the reports of the Directors and the Auditors and the audited accounts of the Company for the year ended 30 September 2016.
2. To declare a final dividend of 2.25p per ordinary share payable to shareholders on the Company's register of members at close of business on 26 January 2017 payable on 21 February 2017.
3. To re-elect Mr Tyson Neil Anderson, who retires from the Board in accordance with Article 104, as a Director of the Company.
4. To re-elect Mr John Neil Anderson who retires from the Board in accordance with Article 104, as a Director of the Company.
5. To re-elect Mr Kevin Sargeant, who retires from the Board in accordance with Article 104, as a Director of the Company.
6. To re-elect Mr Tony Gearey, who retires from the Board in accordance with Article 104, as a Director of the Company.
7. To re-appoint BDO LLP as Auditors of the Company and to authorise the Directors to determine their remuneration.
8. That in place of all existing authorities, the Directors be generally and unconditionally authorised pursuant to section 551 of the Companies Act 2006 to exercise all the powers of the Company to allot shares in the Company and to grant rights to subscribe for, or to convert any security into, shares in the Company ("Relevant Securities"), up to a maximum aggregate nominal amount of £260,000 (representing approximately 24% of the nominal value of the ordinary shares in issue on 9 January 2017 for a period expiring (unless previously revoked, varied or renewed) on 14 May 2018 or, if sooner, at the end of the 2018 Annual General Meeting of the Company, but in each case the Company may, before such expiry, make an offer or agreement which would or might require Relevant Securities to be allotted after this authority expires and the Directors may allot Relevant Securities in pursuance of such offer or agreement as if this authority had not expired.
9. That subject to the passing of Resolution 8 above and in place of all existing powers, the Directors be generally empowered pursuant to section 570 and 573 of the Companies Act 2006 to allot equity securities (within the meaning of section 560 of the Companies Act 2006) for cash, pursuant to the authority conferred by Resolution 8 as if section 561(1) of the Companies Act 2006 did not apply to such allotment, provided that this power shall expire on 14 May 2018 or, if sooner, the end of the 2018 Annual General Meeting of the Company. This power shall be limited to the allotment of equity securities:
 - 9.1 in connection with an offer of equity securities (including, without limitation, under a rights issue, open offer or similar arrangement) in favour of holders of ordinary shares in the capital of the Company in proportion (as nearly as may be practicable) to their existing holdings of ordinary shares but subject to such exclusions or other arrangements as the Directors deem necessary or expedient in relation to fractional entitlements or any legal, regulatory or practical problems under the laws of any territory, or the requirements of any regulatory body or stock exchange; and

Notice of Annual General Meeting

9.2 otherwise than pursuant to paragraph 9.1 up to an aggregate nominal amount of £50,000 (representing approximately 4.6% of the nominal value of the ordinary shares in issue on 9 January 2017);

but the Company may, before such expiry, make an offer or agreement which would or might require equity securities to be allotted after this power expires and the Directors may allot equity securities in pursuance of such offer or agreement as if this power had not expired.

This power applies in relation to a sale of shares which is an allotment of equity securities by virtue of section 560(3) of the Companies Act 2006 as if in the first paragraph of this resolution the words "pursuant to the authority conferred by Resolution 8" were omitted.

10. That the Directors' Remuneration Report set out on pages 20 to 23 of the Annual Report and Accounts for the year ended 30 September 2016, be approved.

11. That the Company be generally authorised pursuant to section 701 of the Companies Act 2006 to make market purchases (within the meaning of section 693(4) of the Companies Act 2006) of its ordinary shares of 10p each on such terms and in such manner as the Directors shall determine, provided that:

11.1 the maximum number of ordinary shares hereby authorised to be purchased is 1,090,000 (representing approximately 10% of the nominal value of the ordinary shares in issue on 9 January 2017);

11.2 the maximum price which may be paid for each ordinary share shall be the higher of (i) 5% above the average of the middle market quotations for an ordinary share (as derived from The Stock Exchange Daily Official List) for the five business days immediately before the day on which the purchase is made (in each case exclusive of expenses); and (ii) the higher of the price of the last independent trade and the highest current independent bid on the trading venue where the purchase is carried out (exclusive of expenses);

11.3 the minimum price which may be paid for each ordinary share shall be 10p; and

11.4 this authority (unless previously revoked, varied or renewed) shall expire on 14 May 2018 or, if sooner, the end of the 2018 Annual General Meeting of the Company except in relation to the purchase of ordinary shares the contract for which was concluded before such date and which will or may be executed wholly or partly after such date.

By order of the Board

D A Ruffell

Secretary

16 January 2017

Registered Office:

894 The Crescent
Colchester Business Park
Colchester
Essex
CO4 9YQ

Notice of Annual General Meeting

Notes:

Rights to appoint a proxy

1. Members of the Company are entitled to appoint a proxy to exercise all or any of their rights to attend and to speak and vote at a meeting of the Company. A proxy does not need to be a member of the Company. A member may appoint more than one proxy in relation to a meeting provided that each proxy is appointed to exercise the rights attached to a different share or shares held by that member. To appoint more than one proxy you may photocopy this form.
2. A proxy form which may be used to make such appointment and give proxy directions accompanies this notice. If you do not receive a proxy form and believe that you should have one, please contact Capita Asset Services on 0871 664 0300 Calls cost 12p per minute plus your phone company's access charge. If you are outside the United Kingdom, please call +44 371 664 0300. Calls outside the United Kingdom will be charged at the applicable international rate. Capita is open between 09:00 - 17:30, Monday to Friday excluding public holidays in England and Wales.

Procedure for appointing a proxy

3. To be valid, the proxy form must be received by post or (during normal business hours only) by hand at Capita Asset Services at PXS, 34 Beckenham Road, Beckenham, Kent BR3 4TU no later than 11.00 a.m. on Monday 13 February 2017. It should be accompanied by the power of attorney or other authority (if any) under which it is signed or a notarially certified copy of such power or authority.
4. The return of a completed proxy form will not preclude a member from attending the Annual General Meeting and voting in person if he or she wishes to do so.

Nominated persons

5. Any person to whom this notice is sent who is a person nominated under section 146 of the Companies Act 2006 to enjoy information rights (a "Nominated Person") may, under an agreement between him or her and the member by whom he or she was nominated, have a right to be appointed (or to have someone else appointed) as a proxy for the Annual General Meeting. If a Nominated Person has no such proxy appointment right or does not wish to exercise it, he or she may, under any such agreement, have a right to give instructions to the member as to the exercise of voting rights.
6. The statement of the rights of members in relation to the appointment of proxies in notes 1, 2 and 3 above does not apply to Nominated Persons. The rights described in those notes can only be exercised by members of the Company.

Record date

7. To be entitled to attend and vote at the Annual General Meeting (and for the purpose of the determination by the Company of the votes they may cast), members must be registered in the register of members of the Company at close of business on Monday 13 February 2017, (or, in the event of any adjournment, 48 hours before the time of the adjourned meeting). Changes to the register of members after the relevant deadline will be disregarded in determining the right of any person to attend and vote at the Meeting.

Corporate representatives

8. Any corporation which is a member can appoint one or more corporate representatives, who may exercise on its behalf all of its powers as a member provided that they do not do so in relation to the same shares.

Total voting rights

9. As at 13 January 2017 (being the last business day prior to the publication of this notice) the Company's issued share capital comprised 10,908,750 ordinary shares. Each ordinary share carries the right to one vote on a poll at a general meeting of the Company and, therefore, the total voting rights in the Company as at that date are 10,858,750. As at 13 January 2017 the Company held 50,000 shares as treasury shares.

Publication on website

10. Under section 527 of the Companies Act 2006, members meeting the threshold requirements set out in that section have the right to require the Company to publish on a website a statement setting out any matter relating to: (i) the audit of the Company's accounts (including the auditor's report and the conduct of the audit) that are to be laid before the Annual General Meeting; or (ii) any circumstance connected with an auditor of the Company ceasing to hold office since the previous meeting at which annual accounts and reports were laid in accordance with section 437 of the Companies Act 2006. The Company may not require the members requesting any such website publication to pay its expenses in complying with sections 527 or 528 of the Companies Act 2006. Where the Company is required to place a statement on a website under section 527 of the Companies Act 2006, it must forward the statement to the Company's auditor not later than the time when it makes the statement available on the website. The business which may be dealt with at the Annual General Meeting includes any statement that the Company has been required under section 527 of the Companies Act 2006 to publish on a website.

Notice of Annual General Meeting

11. A copy of this notice, and other information required by section 311A of the Companies Act 2006, can be found on the website at www.titonholdings.com.
12. Any member attending the meeting has the right to ask questions. The Company must cause to be answered any such question relating to the business being dealt with at the meeting but no such answer need be given if (a) to do so would interfere unduly with the preparation for the meeting or involve the disclosure of confidential information, (b) the answer has already been given on a website in the form of an answer to a question, or (c) it is undesirable in the interests of the company or the good order of the meeting that the question be answered.

Documents available for inspection

13. Copies of the service contract of each Executive Director and the letter of appointment of each Non-executive Director will be available for inspection at the registered office of the Company during normal business hours on any weekday (excluding Saturdays and public holidays) and at Titon's Head Office at 894 The Crescent, Colchester Business Park, Colchester, CO4 9YQ, for at least 15 minutes prior to and during the Annual General Meeting.

Communications

14. Members who have general enquiries about the meeting should use the following means of communication. No other means of communication will be accepted. You may:
 - call the Capita shareholders' helpline on 0871 664 0300 (calls cost 12p per minute plus your phone company's access charge. If you are outside the United Kingdom, please call +371 664 0300. Calls outside the United Kingdom will be charged at the applicable international rate. Lines are open 9:00am - 5.30pm Monday to Friday excluding public holidays in England and Wales); or
 - write to Capita Asset Services, Shareholder Services, 34 Beckenham Road, Beckenham, Kent, BR3 4TU.
15. You may not use any electronic address provided in this notice of Annual General Meeting for communicating with the Company for any purposes other than those expressly stated.

Directors and Advisors

DIRECTORS

Executive

K A Ritchie (Group Chairman)
D A Ruffell (Chief Executive)
T N Anderson
N C Howlett
T D Gearey – appointed 2 November 2016

Non-executive

J N Anderson (Deputy Chairman)
K Sargeant – appointed 1 September 2016

SECRETARY AND REGISTERED OFFICE

D A Ruffell
894 The Crescent
Colchester Business Park
Colchester
Essex
CO4 9YQ

COMPANY REGISTRATION NUMBER

1604952 (Registered in England & Wales)

WEBSITE

www.titonholdings.com

AUDITORS

BDO LLP
55 Baker Street
London
W1U 7EU

BANKERS

Barclays Bank Plc
Witham Business Centre
Witham, Essex
CM8 2AT

REGISTRARS AND TRANSFER OFFICE

Capita Registrars Ltd
Northern House
Woodsome Park
Fenay Bridge
Huddersfield
HD8 0LA



TITON HOLDINGS PLC

894 The Crescent, Colchester Business Park, Colchester, CO4 9YQ

Tel: +44 (0)1206 713800

Email: enquiries@titon.co.uk

Web: www.titonholdings.com